APPENDIX B

Air Quality Technical Report

AIR QUALITY TECHNICAL REPORT
for the
Pure Water Program
City of San Diego, California

City Project No. 438188

Prepared for:

City of San Diego
Planning Department
Environmental and Resource Analysis Division
1010 Second Avenue, Suite 1200
East Tower, MS 413
San Diego, California 92101

Prepared by:

DUDEK
605 Third Street
Encinitas, California 92024
Contact: Jennifer Longabaugh, AICP, LEED AP ND
760.479.4856

FEBRUARY 2016

Printed on 30% post-consumer recycled material.

TABLE OF CONTENTS

Section **Page No.**

ACRONYMS AND ABBREVIATIONS ..... **III**

SUMMARY ..... **V**

1 INTRODUCTION **1**
- 1.1 Purpose 1
- 1.2 Project Location 1
- 1.3 Project Description 1

2 EXISTING CONDITIONS **15**
- 2.1 Climate and Topography 15
- 2.2 Air Pollution Climatology 15
- 2.3 Sensitive Receptors 16

3 POLLUTANTS AND EFFECTS **17**

4 REGULATORY SETTING **21**
- 4.1 Federal 21
- 4.2 State 21
- 4.3 Local 24

5 LOCAL AIR QUALITY **27**
- 5.1 SDAB Attainment Designation 27
- 5.2 Air Quality Monitoring Data 28

6 THRESHOLDS OF SIGNIFICANCE **31**

7 IMPACTS **35**
- 7.1 Consistency with Air Quality Plans 35
- 7.2 Construction Impacts 36
- 7.3 Operational Emissions 51
- 7.4 Cumulative Impacts 53
- 7.5 Toxic Air Contaminants 54
- 7.6 Odors 55

8 SUMMARY AND CONCLUSIONS **59**

9 REFERENCES **61**

TABLE OF CONTENTS (CONTINUED)

Page No.

APPENDICES

A CalEEMod Outputs and Estimated Construction Emissions
B CalEEMod Outputs and Estimated Operational Emissions

FIGURES

1 Regional Map 3
2 Vicinity Map 5
3 Pure Water Program System Overview 7
4 North City Components 9
5 South Bay Components 11
6 Central Area Components 13

TABLES

1 Ambient Air Quality Standards 22
2 SDAB Attainment Classification 27
3 Ambient Air Quality Data (ppm unless otherwise indicated) 28
4 Frequency of Air Quality Standard Violations 29
5 San Diego Air Pollution Control District Air Quality Significance Thresholds 31
6 Conceptual Pure Water Program Construction Phasing Assumptions 38
7 Construction Equipment – Pipelines 40
8 Construction Equipment – Pump Stations 43
9 Construction Equipment – Facilities 44
10 Estimated Maximum Daily Construction Emissions - Unmitigated 45
11 Estimated Maximum Daily Construction Emissions - Mitigated 49
12 Estimated Daily Maximum Operational Emissions – Mitigated 53

ACRONYMS AND ABBREVIATIONS

Acronym/Abbreviation	Definition
ADT	average daily trips
APCD	Air Pollution Control District
AQMD	Air Quality Management District
ATCM	Airborne Toxic Control Measure
AWPF	Advanced Water Purification Facility
CAA	Clean Air Act
CAAQS	California Ambient Air Quality Standards
CAAWPF	Central Area Advanced Water Purification Facility
CAP	Climate Action Plan
CARB	California Air Resources Board
CAWPF	Central Area Water Purification Facility
CalEEMod	California Emissions Estimator Model
CEQA	California Environmental Quality Act
City	City of San Diego
CO	carbon monoxide
EPA	United States Environmental Protection Agency
GHG	greenhouse gas emissions
IPCC	Intergovernmental Panel on Climate Change
MBC	Metropolitan Bisolids Center
MGD	million gallons per day
NAAQS	National Ambient Air Quality Standards
NCAWPF	North City Advanced Water Purification Facility
NO_2	nitrogen dioxide
N_2O	nitrous oxide
NO_x	oxides of nitrogen
O_3	ozone
Pb	lead
$PM_{2.5}$	fine particulate matter
PM_{10}	coarse particulate matter
Program	Pure Water Program
RAQS	Regional Air Quality Strategy
SANDAG	San Diego Association of Governments
SB	Senate Bill
SBAWPF	South Bay Advanced Water Purification Facility
SDAB	South Diego Air Basin
SDAPCD	San Diego Air Pollution Control District
SDG&E	San Diego Gas & Electric
SIP	State Implementation Plan
SO_2	sulfur dioxide
SO_x	oxides of sulfur

Acronym/Abbreviation	Definition
VOC	volatile organic compound
WRP	Water Reclamation Plant
WWTP	wastewater treatment plant

SUMMARY

The Pure Water Program (Program) consists of the design and construction of new advanced water purification facilities (AWPFs) and a new wastewater treatment plant (WWTP); upgrades to existing wastewater treatment facilities; and design and construction of new pump stations and pipelines. The Program would create at least 83 million gallons per day (MGD) of locally controlled potable water and reduce flows to the Point Loma Wastewater Treatment Plant (PLWTP), which in turn would reduce total suspended solids discharged to the ocean. The Program would construct facilities that have the ability to produce at least 83 MGD by 2035.[1] The North City AWPF (NCAWPF) could produce a total of 31.4 MGD, 30 MGD of which would be pumped to the San Vicente Reservoir for reservoir augmentation and 1.4 MGD of which would serve existing recycled water customers for non-potable uses. The Central Area AWPF (CAAWPF) could produce between 38 to 53 MGD of purified water. The South Bay AWPF (SBAWPF) could produce up to 15 MGD of purified water.

The air quality impact analysis provides a programmatic evaluation of the potential for significant adverse impacts to the ambient air quality due to construction and operational emissions resulting from the Program. Construction of the proposed facilities would result in a temporary addition of pollutants to the local airshed caused by soil disturbance, fugitive dust emissions, and combustion pollutants from on-site construction equipment, as well as from off-site trucks hauling construction materials. The analysis concludes that the daily construction emissions would exceed the City of San Diego's significance thresholds for NO_x. Construction emissions would not exceed thresholds for all other criteria pollutants. Mitigation is provided which would reduce impacts to NO_x to a **less than significant** level. Operational emissions were also found to be below the City's significance thresholds; therefore, impacts during project operation would be **less than significant**. Additionally, impacts to sensitive receptors during temporary construction activities and operation of the proposed project were determined to be **less than significant**. Lastly, odor impacts would be reduced with implementation of odor abatement measures as part of project design should facilities be determined to generate nuisance odors near sensitive receptors. Impacts would be **less than significant** with mitigation incorporated.

[1] Although at least 83 MGD would be produced under the Pure Water Program, for the purposes of emissions calculations, 84.4 MGD was analyzed to account for an additional 1.4 MGD of recycled water to be generated at the NCAWPF.

INTENTIONALLY LEFT BLANK

1 INTRODUCTION

1.1 Purpose

The purpose of this report is to estimate and evaluate the potential air quality impacts associated with implementation of the Program relative to the City of San Diego's *Significance Determination Thresholds* (City of San Diego 2011).

1.2 Project Location

The Program includes a variety of facilities located throughout the central and southern coastal areas of San Diego County (see Figures 1 and 2). An overview of the overall Program system is shown on Figure 3. The Program location can be generally described in three major geographic components: North City Area, South Bay Area, and the Central Area (see Figures 4, 5, and 6). New treatment facilities and the majority of pump stations would be located within the corporate boundaries of the City of San Diego (City). Pipelines would traverse a number of local jurisdictions, including the Cities of San Diego, La Mesa, El Cajon, Santee, Chula Vista, National City and the community of Lakeside in unincorporated San Diego County, in addition to federal lands within MCAS Miramar, Naval Base Point Loma and the U.S. Marine Corp Recruit Depot. The Program also includes reservoir augmentation at two City-owned and operated reservoirs outside of the City limits: San Vicente Reservoir and Otay Reservoir.

1.3 Project Description

The Program would use advance water purification technology to produce potable water from recycled water and provide a safe, reliable and cost-effective drinking water supply for San Diego, while at the same time reducing the City's reliance on imported water. The City currently relies on imported water for over 85% of its water supply, including the California Bay-Delta and the Colorado Rivers (conveyed via the California Aqueduct and the Colorado River Aqueduct, respectively). The region's reliance on imported water causes San Diego's water supply to be vulnerable to impacts from shortages and susceptible to price increases. In addition, drought conditions further impact water supply availability. Due to severe drought in California, the 2014 water allocation from the State Water Project is only 5% of normal, forcing water agencies to draw down water reserves, implement mandatory conservation measures, and search for new, dependable sources of water.

The Program consists of the design and construction of new advanced water purification facilities and a new wastewater treatment plant; upgrades to existing wastewater treatment facilities; and design and construction of new pump stations and pipelines. The Program would construct AWPFs at the existing North City and South Bay WRPs; and a third AWPF and new

water reclamation plant would be constructed to serve the Central Area. Pump station and pipeline facilities would convey different types of flows to and from the treatment facilities for: 1) diverting wastewater flows to water reclamation facilities; 2) conveying recycled water to advanced water purification facilities; 3) conveying purified water from AWPFs to either the San Vicente or Lower Otay Reservoirs; and 4) transporting waste flows (brine and sludge) from treatment processes to solids handling facilities or back into the Metro System. Upgrades would also occur at the Metropolitan Bisolids Center (MBC) and PLWTP to handle the additional brine and sludge produced by the WRP expansions and advanced water purification process.

The Program would create at least 83 million gallons per day (MGD)[2] of locally controlled potable water and reduce flows to the PLWTP, which in turn would reduce total suspended solids discharged to the ocean. The North City AWPF (NCAWPF) could produce a total of 31.4 MGD, 30 MGD of which would be pumped to the San Vicente Reservoir for reservoir augmentation and 1.4 MGD of which would serve existing recycled water customers for non-potable uses. The Central Area AWPF (CAAWPF) could produce between 38 to 53 MGD of purified water. The South Bay AWPF (SBAWPF) could produce up to 15 MGD of purified water.

[2] Although at least 83 MGD would be produced under the Pure Water Program, for the purposes of emissions calculations, 84.4 MGD was analyzed to account for an additional 1.4 MGD of recycled water to be generated at the NCAWPF.

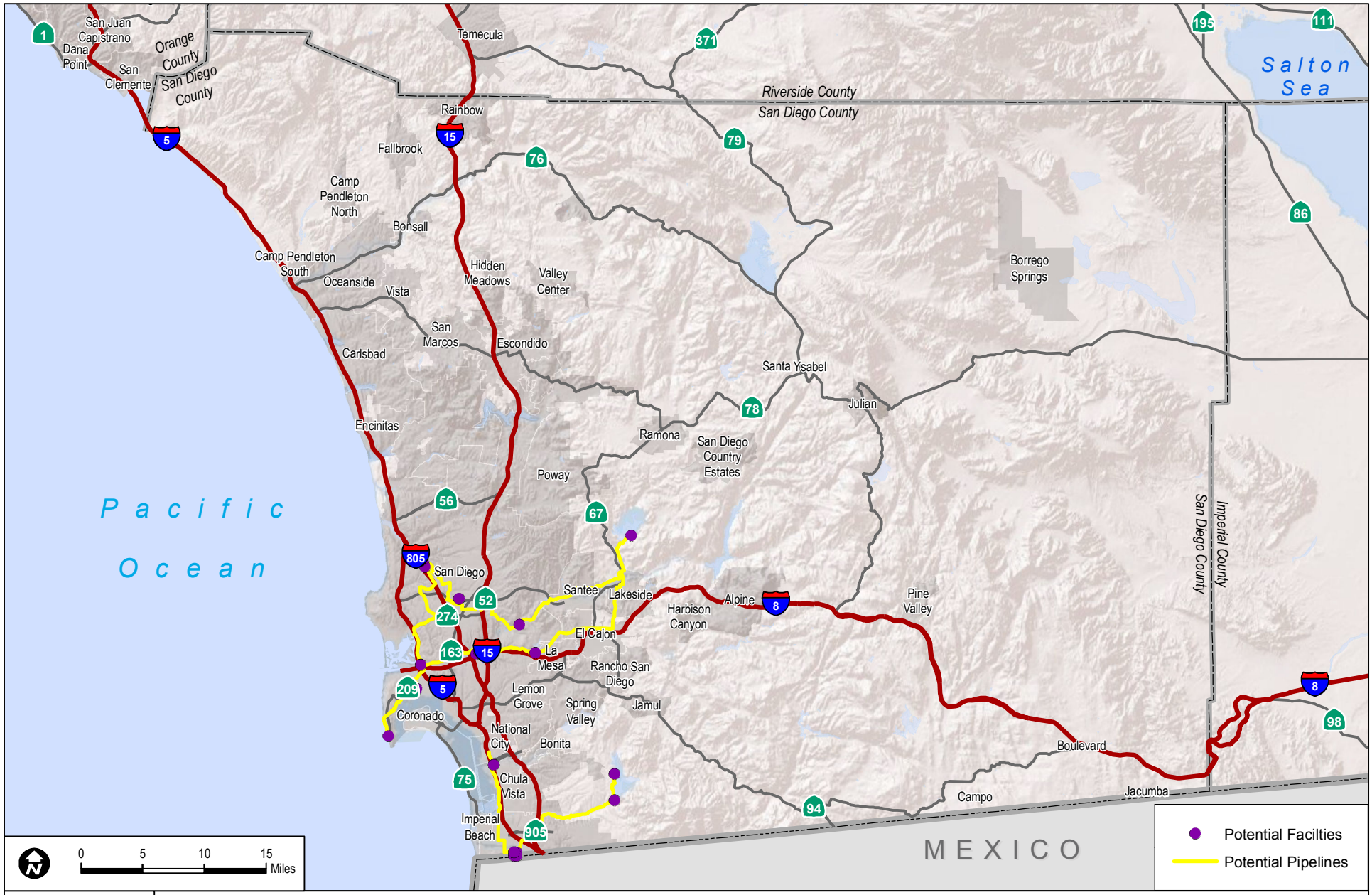

DUDEK

7643-27

FIGURE 1

Regional Map

Pure Water Program Air Quality Technical Report

INTENTIONALLY LEFT BLANK

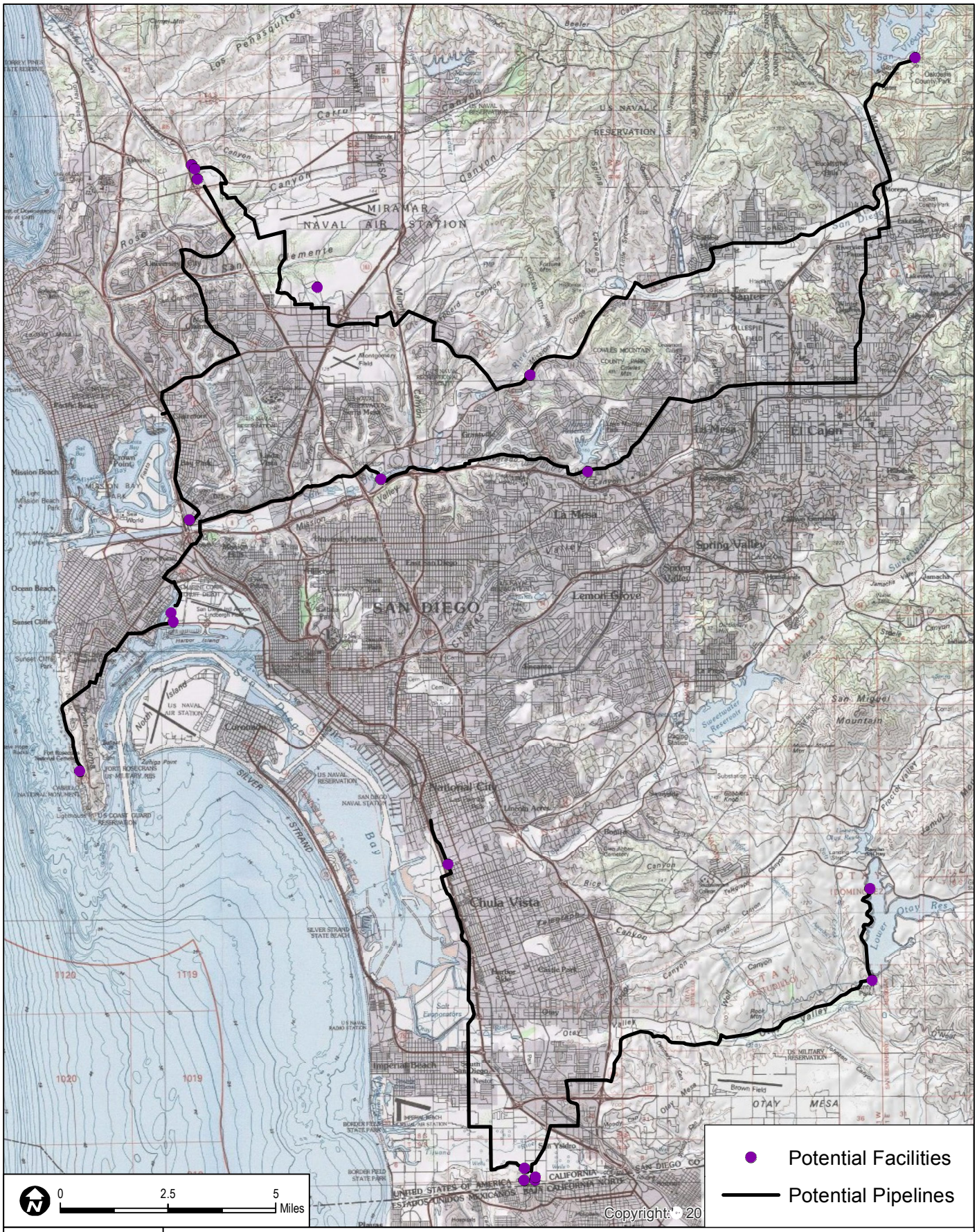

DUDEK

7643-27

SOURCE: USGS 7.5-Minute Series - Del Mar, El Cajon, Imperial Beach, Jamul Mountains, La Jolla, La Mesa, National City, Otay Mesa, Point Loma, and San Vicente Reservoir Quadrangles.

FIGURE 2
Vicinity Map

Pure Water Program Air Quality Technical Report

INTENTIONALLY LEFT BLANK

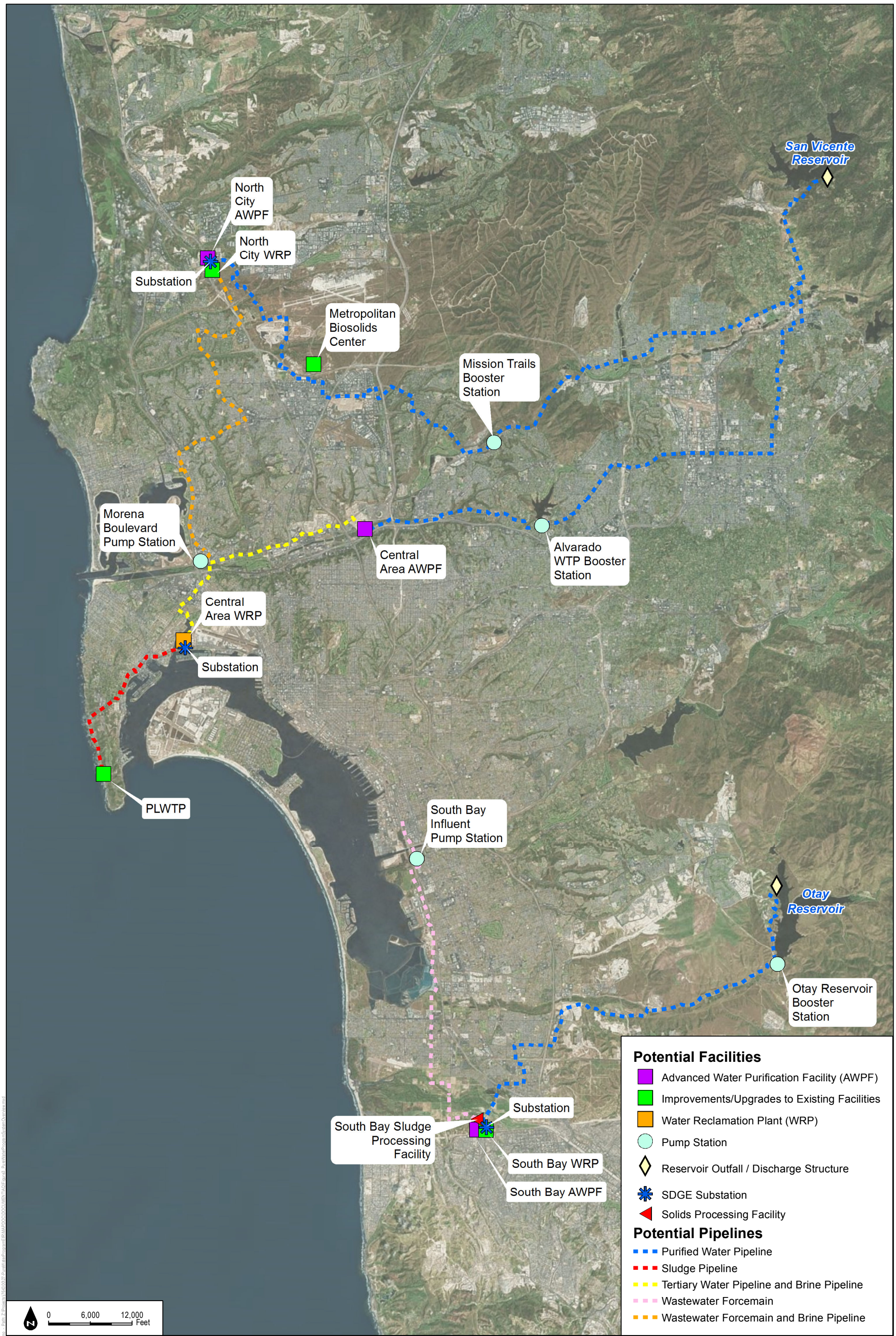

DUDEK

SOURCE: Bing Imagery, 2015, SANGIS, 2015.

FIGURE 3

Pure Water Program System Overview

INTENTIONALLY LEFT BLANK

SOURCE: Bing Imagery, 2015; SANGIS, 2015.

DUDEK

FIGURE 4

North City Component

Pure Water Program Air Quality Technical Report

INTENTIONALLY LEFT BLANK

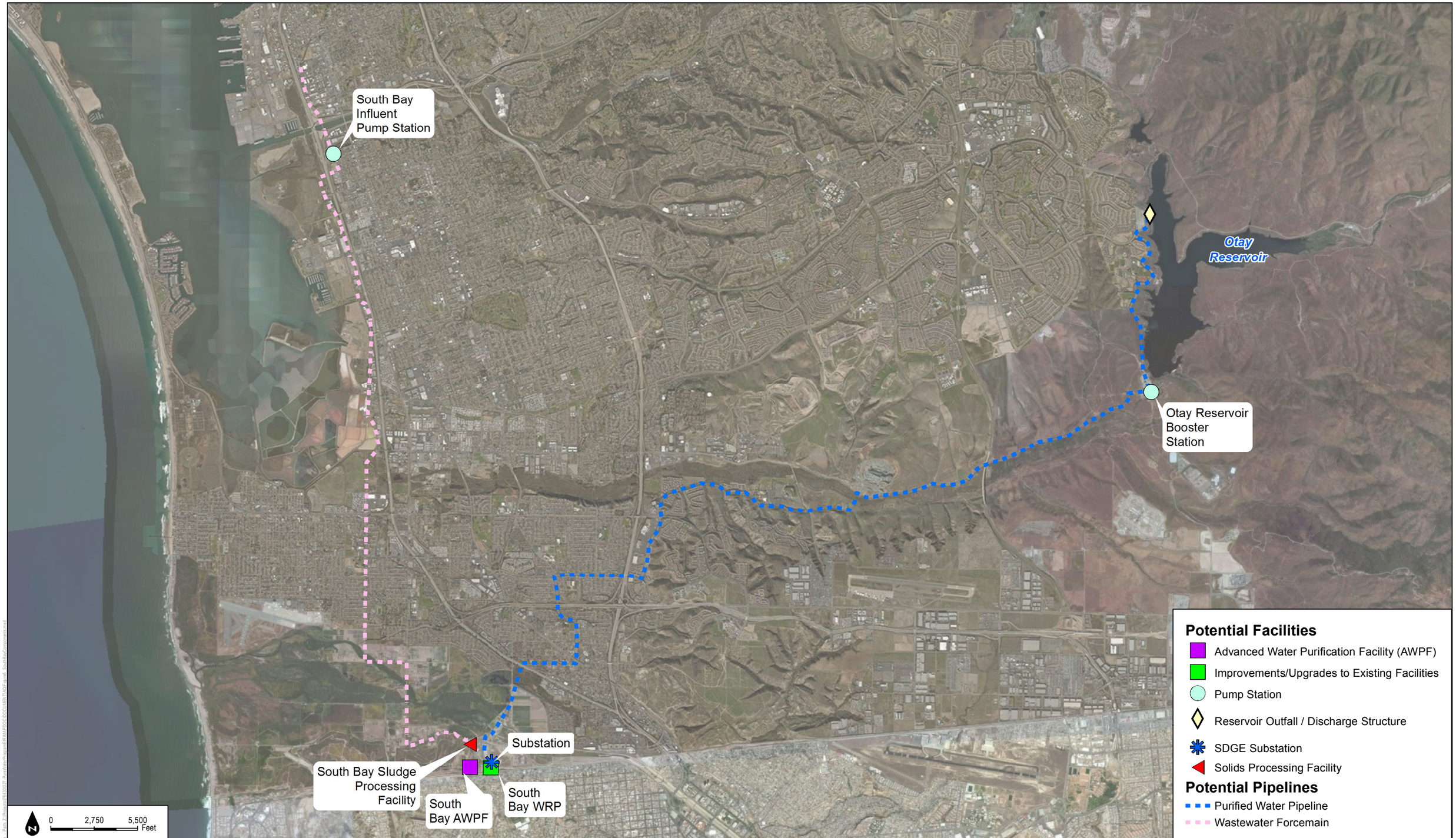

DUDEK

SOURCE: Google Imagery, 2015, SANGIS, 2015.

FIGURE 5

South Bay Component

Pure Water Program Air Quality Technical Report

INTENTIONALLY LEFT BLANK

DUDEK

7643-27

SOURCE: Bing Imagery, 2015, SANGIS, 2015.

FIGURE 6

Central Area Component

INTENTIONALLY LEFT BLANK

2 EXISTING CONDITIONS

2.1 Climate and Topography

The weather of the San Diego region, as in most of Southern California, is influenced by the Pacific Ocean and its semi-permanent high-pressure systems that result in dry, warm summers and mild, occasionally wet winters. The average temperature ranges (in degrees Fahrenheit (°F)) from the mid-40s to the high 90s. Most of the region's precipitation falls from November to April, with infrequent (approximately 10%) precipitation during the summer. The average seasonal precipitation along the coast is approximately 10 inches; the amount increases with elevation as moist air is lifted over the mountains.

The topography in the San Diego region varies greatly, from beaches on the west to mountains and desert on the east; along with local meteorology, it influences the dispersal and movement of pollutants in the basin. The mountains to the east prohibit dispersal of pollutants in that direction and help trap them in inversion layers.

The interaction of ocean, land, and the Pacific High Pressure Zone maintains clear skies for much of the year and influences the direction of prevailing winds (westerly to northwesterly). Local terrain is often the dominant factor inland, and winds in inland mountainous areas tend to blow through the valleys during the day and down the hills and valleys at night.

2.2 Air Pollution Climatology

The Program area is located within the San Diego Air Basin (SDAB or basin) and is subject to the San Diego Air Pollution Control District (SDAPCD) guidelines and regulations. The SDAB is one of 15 air basins that geographically divide the State of California. The SDAB is currently classified as a federal nonattainment area for ozone (O_3) and a state nonattainment area for particulate matter less than 10 microns (PM_{10}), particulate matter less than 2.5 microns ($PM_{2.5}$), and O_3.

The SDAB lies in the southwest corner of California and comprises the entire San Diego region, covering 4,260 square miles, and is an area of high air pollution potential. The basin experiences warm summers, mild winters, infrequent rainfalls, light winds, and moderate humidity. This usually mild climatological pattern is interrupted infrequently by periods of extremely hot weather, winter storms, or Santa Ana winds.

The SDAB experiences frequent temperature inversions. Subsidence inversions occur during the warmer months as descending air associated with the Pacific High Pressure Zone meets cool marine air. The boundary between the two layers of air creates a temperature inversion that traps pollutants. The other type of inversion, a radiation inversion, develops on winter

nights when air near the ground cools by heat radiation and air aloft remains warm. The shallow inversion layer formed between these two air masses also can trap pollutants. As the pollutants become more concentrated in the atmosphere, photochemical reactions occur that produce O_3, which contributes to the formation of smog. Smog is a combination of smoke and other particulates, O_3, hydrocarbons, oxides of nitrogen (NO_x) and other chemically reactive compounds which, under certain conditions of weather and sunlight, may result in a murky brown haze that causes adverse health effects (CARB 2014a).

Light daytime winds, predominately from the west, further aggravate the condition by driving air pollutants inland, toward the mountains. During the fall and winter, air quality problems are created due to carbon monoxide (CO) and NO_x emissions. CO concentrations are generally higher in the morning and late evening. In the morning, CO levels are elevated due to cold temperatures and the large number of motor vehicles traveling. Higher CO levels during the late evenings are a result of stagnant atmospheric conditions trapping CO in the area. Since CO is produced almost entirely from automobiles, the highest CO concentrations in the basin are associated with heavy traffic. Nitrogen dioxide (NO_2) levels are also generally higher during fall and winter days.

Under certain conditions, atmospheric oscillation results in the offshore transport of air from the Los Angeles region to San Diego County. This often produces high O_3 concentrations, as measured at air pollutant monitoring stations within the County. The transport of air pollutants from Los Angeles to San Diego has also occurred within the stable layer of the elevated subsidence inversion, where high levels of O_3 are transported.

2.3 Sensitive Receptors

Air quality varies as a direct function of the amount of pollutants emitted into the atmosphere, the size and topography of the air basin, and the prevailing meteorological conditions. Air quality problems arise when the rate of pollutant emissions exceeds the rate of dispersion. Reduced visibility, eye irritation, and adverse health impacts upon those persons termed sensitive receptors are the most serious hazards of existing air quality conditions in the area.

Some land uses are considered more sensitive to changes in air quality than others, depending on the population groups and the activities involved. People most likely to be affected by air pollution include children, the elderly, athletes, and people with cardiovascular and chronic respiratory diseases. Facilities and structures where these air pollution-sensitive people live or spend considerable amounts of time are known as sensitive receptors. Land uses where air pollution-sensitive individuals are most likely to spend time include schools and schoolyards, parks and playgrounds, daycare centers, nursing homes, hospitals, and residential communities (sensitive sites or sensitive land uses) (CARB 2005).

3 POLLUTANTS AND EFFECTS

Criteria air pollutants are defined as pollutants for which the federal and state governments have established ambient air quality standards, or criteria, for outdoor concentrations to protect public health. The federal and state standards have been set, with an adequate margin of safety, at levels above which concentrations could be harmful to human health and welfare. These standards are designed to protect the most sensitive persons from illness or discomfort. Pollutants of concern include: O_3, NO_2, CO, sulfur dioxide (SO_2), PM_{10}, $PM_{2.5}$, and lead (Pb). These pollutants are discussed in the following paragraphs.[3] In California, sulfates, vinyl chloride, hydrogen sulfide, and visibility-reducing particles are also regulated as criteria air pollutants.

Ozone. O_3 is a colorless gas that is formed in the atmosphere when volatile organic compounds (VOCs), sometimes referred to as reactive organic gases, and NO_x react in the presence of ultraviolet sunlight. O_3 is not a primary pollutant; it is a secondary pollutant formed by complex interactions of two pollutants directly emitted into the atmosphere. The primary sources of VOCs and NO_x, the precursors of O_3, are automobile exhaust and industrial sources. Meteorology and terrain play major roles in O_3 formation and ideal conditions occur during summer and early autumn, on days with low wind speeds or stagnant air, warm temperatures, and cloudless skies. Short-term exposures (lasting for a few hours) to O_3 at levels typically observed in Southern California can result in breathing pattern changes, reduction of breathing capacity, increased susceptibility to infections, inflammation of the lung tissue, and some immunological changes.

Nitrogen Dioxide. Most NO_2, like O_3, is not directly emitted into the atmosphere but is formed by an atmospheric chemical reaction between nitric oxide (NO) and atmospheric oxygen. NO and NO_2 are collectively referred to as NO_x and are major contributors to O_3 formation. High concentrations of NO_2 can cause breathing difficulties and result in a brownish-red cast to the atmosphere with reduced visibility. There is some indication of a relationship between NO_2 and chronic pulmonary fibrosis and some increase in bronchitis in children (2 and 3 years old) has also been observed at concentrations below 0.3 parts per million by volume (ppm).

Carbon Monoxide. CO is a colorless and odorless gas formed by the incomplete combustion of fossil fuels. CO is emitted almost exclusively from motor vehicles, power plants, refineries, industrial boilers, ships, aircraft, and trains. In urban areas, such as the Program area, automobile exhaust accounts for the majority of CO emissions. CO is a non-reactive air pollutant that

[3] The following descriptions of health effects for each of the criteria air pollutants associated with project construction and operations are based on the U.S. Environmental Protection Agency's "Six Common Air Pollutants" (EPA 2012) and the California Air Resources Board's "Glossary of Air Pollutant Terms" (CARB 2014a) published information.

dissipates relatively quickly; therefore, ambient CO concentrations generally follow the spatial and temporal distributions of vehicular traffic. CO concentrations are influenced by local meteorological conditions; primarily wind speed, topography, and atmospheric stability. CO from motor vehicle exhaust can become locally concentrated when surface-based temperature inversions are combined with calm atmospheric conditions, a typical situation at dusk in urban areas between November and February. The highest levels of CO typically occur during the colder months of the year when inversion conditions are more frequent. In terms of health, CO competes with oxygen, often replacing it in the blood, thus reducing the blood's ability to transport oxygen to vital organs. The results of excess CO exposure can be dizziness, fatigue, and impairment of central nervous system functions.

Sulfur Dioxide. SO_2 is a colorless, pungent gas formed primarily by the combustion of sulfur-containing fossil fuels. Main sources of SO_2 are coal and oil used in power plants and industries; as such, the highest levels of SO_2 are generally found near large industrial complexes. In recent years, SO_2 concentrations have been reduced by the increasingly stringent controls placed on stationary source emissions of SO_2 and limits on the sulfur content of fuels. SO_2 is an irritant gas that attacks the throat and lungs and can cause acute respiratory symptoms and diminished ventilator function in children. SO_2 can also yellow plant leaves and erode iron and steel.

Particulate Matter. Particulate matter pollution consists of very small liquid and solid particles floating in the air, which can include smoke, soot, dust, salts, acids, and metals. Particulate matter can form when gases emitted from industries and motor vehicles undergo chemical reactions in the atmosphere. $PM_{2.5}$ and PM_{10} represent fractions of particulate matter. Fine particulate matter, or $PM_{2.5}$, is roughly 1/28 the diameter of a human hair. $PM_{2.5}$ results from fuel combustion (e.g., motor vehicles, power generation, and industrial facilities), residential fireplaces, and wood stoves. In addition, $PM_{2.5}$ can be formed in the atmosphere from gases such as sulfur oxides (SO_x), NO_x, and VOC. Inhalable or coarse particulate matter, or PM_{10}, is about 1/7 the thickness of a human hair. Major sources of PM_{10} include crushing or grinding operations; dust stirred up by vehicles traveling on roads; wood burning stoves and fireplaces; dust from construction, landfills, and agriculture; wildfires and brush/waste burning; industrial sources; windblown dust from open lands; and atmospheric chemical and photochemical reactions.

$PM_{2.5}$ and PM_{10} pose a greater health risk than larger-size particles. When inhaled, these tiny particles can penetrate the human respiratory system's natural defenses and damage the respiratory tract. $PM_{2.5}$ and PM_{10} can increase the number and severity of asthma attacks, cause or aggravate bronchitis and other lung diseases, and reduce the body's ability to fight infections. Very small particles of substances, such as Pb, sulfates, and nitrates, can cause lung damage directly or be absorbed into the blood stream, causing damage elsewhere in the body. Additionally, these substances can transport absorbed gases, such as chlorides or ammonium,

into the lungs, also causing injury. Whereas PM_{10} tends to collect in the upper portion of the respiratory system, $PM_{2.5}$ is so tiny that it can penetrate deeper into the lungs and damage lung tissues. Suspended particulates also damage and discolor surfaces on which they settle, as well as produce haze and reduce regional visibility.

Lead. Lead in the atmosphere occurs as particulate matter. Sources of lead include leaded gasoline, the manufacturing of batteries, paint, ink, ceramics, and ammunition and secondary lead smelters. Prior to 1978, mobile emissions were the primary source of atmospheric lead. Between 1978 and 1987, the phase-out of leaded gasoline reduced the overall inventory of airborne lead by nearly 95%. With the phase-out of leaded gasoline, secondary lead smelters, battery recycling, and manufacturing facilities are becoming lead-emission sources of greater concern.

Prolonged exposure to atmospheric lead poses a serious threat to human health. Health effects associated with exposure to lead include gastrointestinal disturbances, anemia, kidney disease, and in severe cases, neuromuscular and neurological dysfunction. Of particular concern are low-level lead exposures during infancy and childhood. Such exposures are associated with decrements in neurobehavioral performance including intelligence quotient performance, psychomotor performance, reaction time, and growth.

Toxic Air Contaminants. A substance is considered toxic if it has the potential to cause adverse health effects in humans, including increasing the risk of cancer upon exposure, or acute and/or chronic noncancer health effects. A toxic substance released into the air is considered a toxic air contaminant (TAC). Examples include certain aromatic and chlorinated hydrocarbons, certain metals, and asbestos. TACs are generated by a number of sources, including stationary sources such as dry cleaners, gas stations, combustion sources, and laboratories; mobile sources such as automobiles; and area sources such as landfills. Adverse health effects associated with exposure to TACs may include carcinogenic (i.e., cancer-causing) and noncarcinogenic effects. Noncarcinogenic effects typically affect one or more target organ systems and may be experienced either on short-term (acute) or long-term (chronic) exposure to a given TAC.

INTENTIONALLY LEFT BLANK

4 REGULATORY SETTING

4.1 Federal

Clean Air Act

The federal Clean Air Act (CAA), passed in 1970 and last amended in 1990, forms the basis for the national air pollution control effort. The U.S. Environmental Protection Agency (EPA) is responsible for implementing most aspects of the CAA, including the setting of National Ambient Air Quality Standards (NAAQS) for major air pollutants, hazardous air pollutant standards, approval of state attainment plans, motor vehicle emission standards, stationary source emission standards and permits, acid rain control measures, stratospheric O_3 protection, and enforcement provisions.

NAAQS are established by the EPA for "criteria pollutants" under the CAA, which are O_3, carbon monoxide (CO), nitrogen dioxide (NO_2), sulfur dioxide (SO_2), particulate matter (PM_{10} and $PM_{2.5}$), and lead (Pb).

The NAAQS describe acceptable air quality conditions designed to protect the health and welfare of the citizens of the nation. The CAA requires the EPA to reassess the NAAQS at least every 5 years to determine whether adopted standards are adequate to protect public health based on current scientific evidence. States with areas that exceed the NAAQS must prepare a State Implementation Plan (SIP) that demonstrates how those areas will attain the standards within mandated time frames.

4.2 State

California Clean Air Act

The California Clean Air Act was adopted in 1988 and establishes the state's air quality goals, planning mechanisms, regulatory strategies, and standards of progress. Under the California Clean Air Act, the task of air quality management and regulation has been legislatively granted to the California Air Resources Board (CARB), with subsidiary responsibilities assigned to air quality management districts (AQMDs) and air pollution control districts (APCDs) at the regional and county levels. CARB is responsible for ensuring implementation of the California Clean Air Act, responding to the federal CAA, and regulating emissions from motor vehicles and consumer products. Pursuant to the authority granted to it, CARB has established California Ambient Air Quality Standards (CAAQS), which are generally more restrictive than the NAAQS.

The NAAQS and CAAQS are presented in Table 1, Ambient Air Quality Standards.

Table 1
Ambient Air Quality Standards

Pollutant	Averaging Time	California Standards[a]	National Standards[b]	
		Concentration[c]	*Primary*[c,d]	*Secondary*[c,e]
O_3	1-hour	0.09 ppm (180 μg/m³)	—	Same as Primary Standard
	8-hour	0.070 ppm (137 μg/m³)	0.075 ppm (147 μg/m³)	
CO	1-hour	20 ppm (23 mg/m³)	35 ppm (40 mg/m³)	—
	8-hour	9.0 ppm (10 mg/m³)	9 ppm (10 mg/m³)	
NO_2[f]	1-hour	0.18 ppm (339 μg/m³)	0.100 ppm (188 μg/m³)	Same as Primary Standard
	Annual Arithmetic Mean	0.030 ppm (57 μg/m³)	0.053 ppm (100 μg/m³)	
SO_2[g]	1-hour	0.25 ppm (655 μg/m³)	0.75 ppm (196 μg/m³)	—
	3-hour	—	—	0.5 ppm (1300 μg/m³)
	24-hour	0.04 ppm (105 μg/m³)	0.14 ppm (for certain areas)[g]	
	Annual Arithmetic Mean	—	0.030 ppm (for certain areas)[g]	—
PM_{10}[h]	24-hour	50 μg/m³	150 μg/m³	Same as Primary Standard
	Annual Arithmetic Mean	20 μg/m³	—	
$PM_{2.5}$[h]	24-hour	—	35 μg/m³	Same as Primary Standard
	Annual Arithmetic Mean	12 μg/m³	12.0 μg/m³	15.0 μg/m³
Lead[i,j]	30-day Average	1.5 μg/m³	—	—
	Calendar Quarter	—	1.5 μg/m³ (for certain areas)[j]	Same as Primary Standard
	Rolling 3-Month Average	—	0.15 μg/m³	
Hydrogen sulfide	1-hour	0.03 ppm (42 μg/m³)	—	—
Vinyl chloride[i]	24-hour	0.01 ppm (26 μg/m³)	—	—
Sulfates	24-hour	25 μg/m³	—	—
Visibility reducing particles[k]	8-hour (10:00 a.m. to 6:00 p.m. PST)	See footnote k	—	—

Source: CARB 2013a.

ppm= parts per million by volume; μg/m³ = micrograms per cubic meter; mg/m³= milligrams per cubic meter

a California standards for ozone, carbon monoxide (except 8-hour Lake Tahoe), sulfur dioxide (1 and 24 hour), nitrogen dioxide, and particulate matter (PM_{10}, $PM_{2.5}$, and visibility reducing particles), are values that are not to be exceeded. All others are not to be equaled or exceeded. CAAQS are listed in the Table of Standards in Section 70200 of Title 17 of the California Code of Regulations.

b National standards (other than O_3, NO_2, SO_2, particulate matter, and those based on annual averages or annual arithmetic mean) are not to be exceeded more than once a year. The O_3 standard is attained when the fourth highest 8-hour concentration in a year, averaged over 3 years, is equal to or less than the standard. For NO_2 and SO_2, the standard is attained when the 3-year average of the 98th and 99th percentile, respectively, of the daily maximum 1-hour average at each monitor within an area does not exceed the standard. For PM_{10}, the 24-hour standard is attained when the expected number of days per calendar year with a 24-hour average concentration above 150 μg/m³ is equal to or less than one. For $PM_{2.5}$, the 24-hour standard is attained when 98% of the daily concentrations, averaged over 3 years, are equal to or less than the standard.

[c] Concentration expressed first in units in which it was promulgated. Equivalent units given in parentheses are based upon a reference temperature of 25°C and a reference pressure of 760 torr.
Most measurements of air quality are to be corrected to a reference temperature of 25°C and a reference pressure of 760 torr; ppm in this table refers to ppm by volume, or micromoles of pollutant per mole of gas.

[d] National Primary Standards: The levels of air quality necessary, with an adequate margin of safety to protect the public health.

[e] National Secondary Standards: The levels of air quality necessary to protect the public welfare from any known or anticipated adverse effects of a pollutant.

[f] To attain the 1-hour national standard, the 3-year average of the annual 98th percentile of the 1-hour daily maximum concentrations at each site must not exceed 100 ppb. Note that the national 1-hour standard is in units of parts per billion (ppb). California standards are in units of parts per million (ppm). To directly compare the national 1-hour standard to the California standards, the units can be converted from ppb to ppm. In this case, the national standard of 100 ppb is identical to 0.100 ppm.

[g] On June 2, 2010, a new 1-hour SO_2 standard was established and the existing 24-hour and annual primary standards were revoked. To attain the 1-hour national standard, the 3-year average of the annual 99th percentile of the 1-hour daily maximum concentrations at each site must not exceed 75 ppb. The 1971 SO_2 national standards (24-hour and annual) remain in effect until one year after an area is designated for the 2010 standard, except that in areas designated nonattainment for the 1971 standards, the 1971 standards remain in effect until implementation plans to attain or maintain the 2010 standards are approved.

[h] On December 14, 2012, the national annual $PM_{2.5}$ primary standard was lowered from 15 µg/m^3 to 12 µg/m^3. The existing national 24-hour $PM_{2.5}$ standards (primary and secondary) were retained at 35 µg/m^3, as was the annual secondary standard of 15 µg/m^3. The existing 24-hour PM_{10} standards (primary and secondary) of 150 µg/m^3 also were retained. The form of the annual primary and secondary standards is the annual mean, averaged over 3 years.

[i] CARB has identified lead and vinyl chloride as 'toxic air contaminants' with no threshold level of exposure for adverse health effects determined. These actions allow for the implementation of control measures at levels below the ambient concentrations specified for these pollutants.

[j] The national standard for lead was revised on October 15, 2008 to a rolling 3-month average. The 1978 lead standard (1.5 µg/m^3 as a quarterly average) remains in effect until 1 year after an area is designated for the 2008 standard, except that in areas designated nonattainment for the 1978 standard, the 1978 standard remains in effect until implementation plans to attain or maintain the 2008 standard are approved.

[k] In 1989, CARB converted both the general statewide 10-mile visibility standard and the Lake Tahoe 30-mile visibility standard to instrumental equivalents, which are "extinction of 0.23 per kilometer" and "extinction of 0.07 per kilometer" for the statewide and Lake Tahoe Air Basin standards, respectively.

Toxic Air Contaminants

California regulates TACs primarily through the Tanner Air Toxics Act (Assembly Bill 1807) and the Air Toxics Hot Spots Information and Assessment Act of 1987 (Assembly Bill 2588). The Tanner Act sets forth a formal procedure for CARB to designate substances as TACs. This includes research, public participation, and scientific peer review before CARB can designate a substance as a TAC. To date, CARB has identified over 21 TACs and has adopted the EPA's list of hazardous air pollutants as TACs. Once a TAC is identified, CARB then adopts an airborne toxics control measure for sources that emit that particular TAC. If there is a safe threshold for a substance at which there is no toxic effect, the control measure must reduce exposure below that threshold. If there is no safe threshold, the measure must incorporate best available control technology for toxics to minimize emissions. None of the TACs identified by CARB have a safe threshold.

Under the Air Toxics "Hot Spots" Act existing facilities that emit air pollutants above specified level were required to (1) prepare a TAC emission inventory plan and report, (2) prepare a risk assessment if TAC emissions were significant, (3) notify the public of significant risk levels, and (4) if health impacts were above specified levels, prepare and implement risk reduction measures.

California Health and Safety Code Section 41700

This section of the Health and Safety Code states that a person shall not discharge from any source whatsoever quantities of air contaminants or other material that cause injury, detriment, nuisance, or annoyance to any considerable number of persons or to the public, or that endanger the comfort, repose, health, or safety of any of those persons or the public, or that cause, or have a natural tendency to cause, injury or damage to business or property. This section also applies to sources of objectionable odors.

4.3 Local

San Diego Air Pollution Control District

While CARB is responsible for the regulation of mobile emission sources within the state, local AQMDs and APCDs are responsible for enforcing standards and regulating stationary sources. The project site is located within the SDAB and is subject to the guidelines and regulations of the SDAPCD.

In San Diego County, O_3 and particulate matter are the pollutants of main concern, since exceedances of CAAQS for those pollutants are experienced here in most years. For this reason, the SDAB has been designated as a nonattainment area for the state PM_{10}, $PM_{2.5}$, and O_3 standards. The SDAB is also a federal O_3 attainment (maintenance) area for 1997 8-hour O_3 standard, a O_3 nonattainment area for the 2008 8-hour O_3 standard, and a CO maintenance area (western and central part of the SDAB only). The project area is in the CO maintenance area.

The SDAPCD and the San Diego Association of Governments (SANDAG) are responsible for developing and implementing the clean air plan for attainment and maintenance of the ambient air quality standards in the SDAB. The County *Regional Air Quality Strategy* (RAQS) was initially adopted in 1991, and is updated on a triennial basis, most recently in 2009 (SDAPCD 2009a). The RAQS outlines SDAPCD's plans and control measures designed to attain the state air quality standards for O_3. The RAQS relies on information from CARB and SANDAG, including mobile and area source emissions, and information regarding projected growth in the cities and San Diego County, to project future emissions and determine the strategies necessary for the reduction of emissions through regulatory controls. CARB mobile source emission projections and SANDAG growth projections are based on population, vehicle trends, and land use plans developed by the cities and San Diego County as part of the development of their general plans.

The *Eight-Hour Ozone Attainment Plan for San Diego County* indicates that local controls and state programs would allow the region to reach attainment of the federal 1997 8-hour

O_3 standard by 2009 (SDAPCD 2007). In this plan, SDAPCD relies on the RAQS to demonstrate how the region will comply with the federal O_3 standard. The RAQS details how the region will manage and reduce O_3 precursors (oxides of nitrogen (NO_x) and VOCs) by identifying measures and regulations intended to reduce these contaminants. The control measures identified in the RAQS generally focus on stationary sources; however, the emissions inventories and projections in the RAQS address all potential sources, including those under the authority of CARB and the EPA. Incentive programs for reduction of emissions from heavy-duty diesel vehicles, off-road equipment, and school buses are also established in the RAQS. According to the *Redesignation Request and Maintenance Plan for the 1997 National Ozone Standard for San Diego County*, the SDAB did not reach attainment of the federal 1997 standard until 2011 (SDAPCD 2012). This plan, however, demonstrates the region's attainment of the 1997 O_3 NAAQS and outlines the plan for maintaining attainment status.

In December 2005, SDAPCD prepared a report titled *Measures to Reduce Particulate Matter in San Diego County* to address implementation of Senate Bill (SB) 656 in San Diego County (SB 656 required additional controls to reduce ambient concentrations of PM_{10} and $PM_{2.5}$) (SDAPCD 2005). In the report, SDAPCD evaluated the implementation of source-control measures that would reduce particulate matter emissions associated with residential wood combustion; various construction activities including earthmoving, demolition, and grading; bulk material storage and handling; carryout and trackout removal and cleanup methods; inactive disturbed land; disturbed open areas; unpaved parking lots/staging areas; unpaved roads; and windblown dust.

As stated earlier, the SDAPCD is responsible for planning, implementing, and enforcing federal and state ambient standards in the SDAB. The following rules and regulations apply to all sources in the jurisdiction of SDAPCD:

- **SDAPCD Regulation IV: Prohibitions; Rule 51: Nuisance.** Prohibits the discharge, from any source, of such quantities of air contaminants or other materials that cause or have a tendency to cause injury, detriment, nuisance, annoyance to people and/or the public, or damage to any business or property (SDAPCD 1969).
- **SDAPCD Regulation IV: Prohibitions; Rule 55: Fugitive Dust.** Regulates fugitive dust emissions from any commercial construction or demolition activity capable of generating fugitive dust emissions, including active operations, open storage piles, and inactive disturbed areas, as well as track-out and carry-out onto paved roads beyond a project site (SDAPCD 2009b).

- **SDAPCD Regulation IV: Prohibitions; Rule 67.0.1: Architectural Coatings.** Requires manufacturers, distributors, and end users of architectural and industrial maintenance coatings to reduce VOC emissions from the use of these coatings, primarily by placing limits on the VOC content of various coating categories (SDAPCD 2015).

5 LOCAL AIR QUALITY

5.1 SDAB Attainment Designation

An area is designated in attainment when it is in compliance with the NAAQS and/or CAAQS. These standards are set by the EPA or CARB for the maximum level of a given air pollutant that can exist in the outdoor air without unacceptable effects on human health or the public welfare. The criteria pollutants of primary concern that are considered in this analysis are O_3, NO_2, CO, SO_2, PM_{10}, and $PM_{2.5}$. Although there are no ambient standards for VOCs or NO_x, they are important as precursors to O_3.

The portion of the SDAB where the project site is located is designated by the EPA as an attainment area for the 1997 8-hour NAAQS for O_3 and as a marginal nonattainment area for the 2008 8-hour NAAQS for O_3.The SDAB is designated in attainment for all other criteria pollutants under the NAAQS with the exception of PM_{10}, which was determined to be unclassifiable. The SDAB is currently designated nonattainment for O_3 and particulate matter, PM_{10} and $PM_{2.5}$, under the CAAQS. It is designated attainment for the CAAQS for CO, NO_2, SO_2, lead, and sulfates.

Table 2, SDAB Attainment Classification, summarizes the SDAB's federal and state attainment designations for each of the criteria pollutants.

Table 2
SDAB Attainment Classification

Pollutant	Federal Designation[a]	State Designation[b]
O_3 (1-hour)	Attainment[1]	Nonattainment
O_3 (8-hour – 1997) (8-hour – 2008)	Attainment (Maintenance) Nonattainment (Marginal)	Nonattainment
CO	Unclassifiable/Attainment[2]	Attainment
PM_{10}	Unclassifiable[3]	Nonattainment
$PM_{2.5}$	Attainment	Nonattainment
NO_2	Unclassifiable/Attainment	Attainment
SO_2	Attainment	Attainment
Lead	Attainment	Attainment
Sulfates	(no federal standard)	No designation
Hydrogen sulfide	(no federal standard)	Unclassified
Visibility-reducing particles	(no federal standard)	Unclassified

Sources: [a]EPA 2014; [b]CARB 2014b.

1 The federal 1-hour standard of 0.12 ppm was in effect from 1979 through June 15, 2005. The revoked standard is referenced here because it was employed for such a long period and because this benchmark is addressed in State Implementation Plans.

2 The western and central portions of the SDAB are designated attainment, while the eastern portion is designated unclassifiable/attainment.

3 At the time of designation, if the available data does not support a designation of attainment or nonattainment, the area is designated as unclassifiable.

5.2 Air Quality Monitoring Data

The SDAPCD operates a network of ambient air monitoring stations throughout San Diego County, which measure ambient concentrations of pollutants and determine whether the ambient air quality meets the CAAQS and the NAAQS. The SDAPCD monitors air quality conditions at 10 locations throughout the basin. Although the proposed project would be implemented in various locations throughout San Diego County and thus, in various locations throughout the air basin, the Overland Avenue monitoring station concentrations for all pollutants, except CO and SO_2, were selected as the representative monitoring location concentrations for the project. The downtown San Diego monitoring station at Beardsley Street is the most representative location where CO and SO_2 concentrations are monitored. Ambient concentrations of pollutants from 2010 through 2013 are presented in Table 3, Ambient Air Quality Data. The number of days exceeding the ozone AAQS is shown in Table 4, Frequency of Air Quality Standard Violations; no AAQS for other pollutants were reported during the monitoring period. The state 8-hour and 1-hour O_3 standards were exceeded in 2010 and 2011, while the federal 8-hour O_3 standard was exceeded in 2011. Air quality within the project region was in compliance with both CAAQS and NAAQS for NO_2, CO, PM_{10}, $PM_{2.5}$, and SO_2 during this monitoring period.

Table 3
Ambient Air Quality Data
(ppm unless otherwise indicated)

Pollutant	Averaging Time	2010	2011	2012	2013	Most Stringent Ambient Air Quality Standard	Monitoring Station
O_3	8-hour	0.074	0.087	0.047	0.053*	0.070	Overland Avenue
	1-hour	0.100	0.097	0.050	0.063*	0.090	
PM_{10}	Annual	18.7 µg/m³	20.3 µg/m³	—	—	20 µg/m³	Overland Avenue
	24-hour	32.0 µg/m³	47.0 µg/m³	22.0 µg/m³	36.0 µg/m³*	50 µg/m³	
$PM_{2.5}$	Annual*	8.7 µg/m³	8.9 µg/m³	—	10.4 µg/m³*	12 µg/m³	Overland Avenue
	24-hour	18.7 µg/m³	29.9 µg/m³	20.0 µg/m³	37.4 µg/m³*	35 µg/m³	
NO_2	Annual	0.013	0.012	—	—	0.030	Overland Avenue
	1-hour	0.073	0.073	0.055	0.072*	0.180	
CO	8-hour	2.17	2.44	1.81	2.10*	9.0	Beardsley Street
	1-hour*	2.8	2.8	2.6	3.0*	20	
SO_2	Annual	0.000	—	—	—	0.030	Beardsley Street
	24-hour	0.002	0.003	—	—	0.040	

Sources: CARB 2013b; EPA 2013.
Data represent maximum values.
* Data were taken from EPA 2013

Table 4
Frequency of Air Quality Standard Violations

Monitoring Site	Year	Number of Days Exceeding Standard		
		State 1-Hour O_3	*State 8-Hour O_3*	*National 8-Hour O_3*
Overland Avenue	2010	2	3	0
	2011	1	3	1
	2012	0	0	0
	2013	0	0	0

Source: CARB 2013b.

INTENTIONALLY LEFT BLANK

6 THRESHOLDS OF SIGNIFICANCE

The State of California has developed guidelines to address the significance of air quality impacts based on Appendix G of the California Environmental Quality Act (CEQA) Guidelines (14 CCR 15000 et seq.), which provides guidance that a project would have a significant environmental impact if it would:

1. Conflict with or obstruct the implementation of the applicable air quality plan;
2. Violate any air quality standard or contribute substantially to an existing or projected air quality violation;
3. Result in a cumulatively considerable net increase of any criteria pollutant for which the project region is nonattainment under an applicable federal or state ambient air quality standard (including releasing emissions which exceed quantitative thresholds for O_3 precursors);
4. Expose sensitive receptors to substantial pollutant concentrations; or
5. Create objectionable odors affecting a substantial number of people.

SDAPCD

As part of its air quality permitting process, the SDAPCD has established thresholds in Rule 20.2 requiring the preparation of Air Quality Impact Assessments for permitted stationary sources. The SDAPCD sets forth quantitative emission thresholds below which a stationary source would not have a significant impact on ambient air quality. Project-related air quality impacts estimated in this environmental analysis would be considered significant if any of the applicable significance thresholds presented in Table 5, SDAPCD Air Quality Significance Thresholds, are exceeded.

For CEQA purposes, these screening criteria can be used as numeric methods to demonstrate that a project's total emissions would not result in a significant impact to air quality.

Table 5
SDAPCD Air Quality Significance Thresholds

Construction Emissions	
Pollutant	*Total Emissions (pounds per day)*
Respirable particulate matter (PM_{10})	100
Fine particulate matter ($PM_{2.5}$)	55
Oxides of nitrogen (NO_x)	250

Table 5
SDAPCD Air Quality Significance Thresholds

Construction Emissions			
Pollutant	*Total Emissions (pounds per day)*		
Oxides of sulfur (SO_x)	250		
Carbon monoxide (CO)	550		
Volatile organic compounds (VOC)	137*		
Operational Emissions			
Pollutant	*Total Emissions*		
	Pounds per Hour	*Pounds per Day*	*Tons per Year*
Respirable particulate matter (PM_{10})	—	100	15
Fine particulate matter ($PM_{2.5}$)	—	55	10
Oxides of nitrogen (NO_x)	25	250	40
Sulfur oxides (SO_x)	25	250	40
Carbon monoxide (CO)	100	550	100
Lead and lead compounds	—	3.2	0.6
Volatile organic compounds (VOC)	—	137*	13.7

Sources: City of San Diego 2011; SDAPCD 1998.
* VOC threshold based on the significance thresholds recommended by the Monterey Bay Unified Air Pollution Control District for the North Central Coast Air Basin, which has similar federal and state attainment status as the SDAB for O_3.

The thresholds listed in Table 5 represent screening-level thresholds that can be used to evaluate whether project-related emissions would cause a significant impact on air quality. Emissions below the screening-level thresholds would not cause a significant impact. In the event that emissions exceed these thresholds, modeling would be required to demonstrate that the project's total air quality impacts result in ground-level concentrations that are below the CAAQS and NAAQS, including appropriate background levels. For non-attainment pollutants, if emissions exceed the thresholds shown in Table 5, the project could have the potential to result in a cumulatively considerable net increase in these pollutants and thus could have a significant impact on the ambient air quality.

SDAPCD Rule 51 (Public Nuisance) prohibits emission of any material that causes nuisance to a considerable number of persons or endangers the comfort, health, or safety of any person (SDAPCD 1969). A project that proposes a use that would produce objectionable odors would be deemed to have a significant odor impact if it would affect a considerable number of off-site receptors.

City of San Diego

In order to determine the significance of the Program's emissions on the environment, the City of San Diego's Scoping Letter for the Program (City of San Diego 2014) as well as the City's *Significance Determination Thresholds* (City of San Diego 2011) were used. With respect to air

quality, the Scoping Letter recommends the use of the thresholds established in Appendix G of the CEQA Guidelines (indicated above). The City's thresholds are consistent with the thresholds contained in Appendix G of CEQA Guidelines, with the addition of the following threshold:

- Release substantial quantities of air contaminants beyond the boundaries of the premises upon which the stationary source emitting the contaminants is located.[4]

The potential for the project to release substantial quantities of air contaminants under the aforementioned threshold is addressed in the analysis of the project-generated criteria air pollutant emissions, toxic air contaminant emissions, and odors, as appropriate, in Section 7, Impacts.

The SDAPCD Air Quality Significance Threshold shown in Table 5 were used to determine significance of project-generated construction and operational criteria air pollutants; specifically, the project's potential to violate any air quality standard or contribute substantially to an existing or projected air quality violation (as assessed under the threshold criterion 2). In regards to the analysis of potential impacts to sensitive receptors, the City specifically recommends consideration of sensitive receptors in locations such as day care centers, schools, retirement homes, and hospitals, or medical patients in residential homes close to major roadways or stationary sources, which could be impacted by air pollutants. The City of San Diego also states that the significance of potential odor impacts should be determined based on what is known about the quantity of the odor compound(s) that would result from the project's proposed use(s), the types of neighboring uses potentially affected, the distance(s) between the project's point source(s) and the neighboring uses such as sensitive receptors, and the resultant concentration(s) at the receptors.

The air quality section of the *Significance Determination Thresholds* recognizes attainment status designations for the SDAB and its nonattainment status for both ozone and particulate matter. As such, the document recognizes that all new projects should include measures, pursuant to CEQA, to reduce project-related ozone and particulate matter emissions to ensure new development does not contribute to San Diego's nonattainment status for these pollutants.

[4] San Diego Municipal Code, Chapter 14, Article 2, Division 7, — Off-Site Development Impact Regulations paragraph 142.0710 — Air Contaminant Regulations, which states: "Air contaminants including smoke, charred paper, dust, soot, grime, carbon, noxious acids, toxic fumes, gases, odors, and particulate matter, or any emissions that endanger human health, cause damage to vegetation or property, or cause soiling shall not be permitted to emanate beyond the boundaries of the premises upon which the use emitting the contaminants is located." (Added 12-9-1997 by O-18451 N.S.; effective 1-1-2000.)

INTENTIONALLY LEFT BLANK

7 IMPACTS

7.1 Consistency with Air Quality Plans

As stated in Section 4.3, the SDAPCD and SANDAG are responsible for developing and implementing the clean air plans for attainment and maintenance of the AAQS in the SDAB; specifically, the SIP and RAQS.[5] The federal O_3 maintenance plan, which is part of the SIP, was adopted in 2012. The SIP includes a demonstration that current strategies and tactics will maintain acceptable air quality in the SDAB based on the NAAQS. The RAQS was initially adopted in 1991 and is updated on a triennial basis (most recently in 2009). The RAQS outlines SDAPCD's plans and control measures designed to attain the state air quality standards for O_3. The SIP and RAQS rely on information from CARB and SANDAG, including mobile and area source emissions, as well as information regarding projected growth in San Diego County and the cities in county, to project future emissions and then determine from that the strategies necessary for the reduction of emissions through regulatory controls. CARB mobile source emission projections and SANDAG growth projections are based on population, vehicle trends, and land use plans developed by San Diego County and the cities in the county as part of the development of their general plans.

If a project proposes development that is greater than that anticipated in the local plan and SANDAG's growth projections, the project might be in conflict with the SIP and RAQS and may contribute to a potentially significant cumulative impact on air quality. The proposed Program may potentially be inconsistent with the existing zoning and General Plan land use designations for one or more of the project component locations in each jurisdiction in which the project would occur. However, the Program would neither include a residential component that would increase local population growth, nor provide additional water supplies that would result in growth-inducing effects; rather, the proposed project would provide a replacement water source for the City of San Diego's existing water supply.

Implementation of the Program would result in an increase in employment of 65 personnel at each of the three AWPFs and 76 personnel at the CAWRP to operate the facilities. Therefore, the Program would result in a total of 271 new employees. The SANDAG Regional Comprehensive Plan, adopted in 2004, included a public facilities goal to "have a diversified water supply with a broad range of water resources including water recycling" (SANDAG 2004). To achieve their objective to "ensure a safe, sufficient, reliable, and cost-effective water supply for the San Diego

[5] For the purpose of this discussion, the relevant federal air quality plan is the ozone maintenance plan (SDAPCD 2012). The RAQS is the applicable plan for purposes of state air quality planning. Both plans reflect growth projections in the SDAB.

Region," the Regional Comprehensive Plan further states as one of the recommended actions pursuant to this objective is to "maximize water resources through diversification strategies such as transfer agreements, water recycling and reclamation, seawater desalination, and sustainable groundwater development" (SANDAG 2004). Accordingly, it is reasonable to assume that the associated increase in employees to achieve the goal of diversifying water supplies using recycling and reclamation was included in the overall future growth projections for the region. San Diego County's population and employment base have grown and are expected to continue to grow at moderate rates. The County's population is projected to grow to 3.8 million by 2030, an additional increase of approximately 35.7% (SANDAG 2011). Because the County's employment base is projected to grow, , and Program facilities and associated employment positions would be introduced incrementally over the Program's 12- to 13-year implementation period, new employees associated with the Program facilities would be gradually accommodated by the local population (i.e., within the City or County) and thus, would be included in the future growth projections for the County. Additionally, the addition of 271 employees to a regional population of 1.3 million residents is not considered a substantial increase in employment population such that implementation of local air quality strategies and air quality attainment goals cannot be achieved. However, it is too speculative to conclude that all employees would be local. As stated earlier, the Program does not include a residential component and the availability of water from the Program is not anticipated to have a substantial effect on growth planning within the City of San Diego.

The anticipated increase in the local employment base of 271 workers and associated vehicle source emissions is not anticipated to result in air quality impacts that were not envisioned in the growth projections and regional air quality strategies, and this minor increase in employment in the region would not obstruct or impede implementation of local air quality plans. Based on the nature of the proposed water utilities infrastructure improvements, , and the incremental and gradual introduction of these new facilities and associated employment positions, implementation of the Program would not result in development in excess of that anticipated in local plans or increases in population/housing growth beyond those contemplated by SANDAG. As such, vehicle trip generation and planned development for the various project component locations is considered to be anticipated in the SIP and RAQS. Because the proposed land uses and associated vehicle trips are anticipated in local air quality plans, the Program would be consistent at a regional level with the underlying growth forecasts in the RAQS. Impacts would be **less than significant**.

7.2 Construction Impacts

Construction of the Program components would result in a temporary addition of pollutants to the local airshed caused by soil disturbance, fugitive dust emissions, and combustion pollutants

from on-site construction equipment, as well as from off-site trucks hauling construction materials. Construction emissions can vary substantially from day to day, depending on the level of activity, the specific type of operation, and, for dust, the prevailing weather conditions. Fugitive dust (PM_{10} and $PM_{2.5}$) emissions would primarily result from grading and site preparation activities. NO_x and CO emissions would primarily result from the use of construction equipment and motor vehicles.

Emissions from the construction phase of Program components were estimated using the California Emissions Estimator Model (CalEEMod) Version 2013.2.2, available online (www.caleemod.com). For the purposes of modeling, it was assumed that construction of Program components would commence in May 2019 and would occur intermittently over an approximately 13-year period; however, final commissioning and facility testing could continue to occur following completion of construction activities, and final facilities may come online as late as December 2035. It is anticipated that the 83 MGD[6] "buildout" of the Program would be completed at this time. Precise project-level construction schedule and phasing details are not known at this time.

The North City AWPF is anticipated to produce 31.4 MGD of purified water (1.4 MGD of which would be diverted for non-potable reuse purposes). The CAAWPF is anticipated to produce between 38 to 53 MGD of purified water, and the SBAWPF is anticipated to produce up to 15 MGD of purified water.

Table 6 provides the conceptual construction timeline and potential phasing of the components that would come online to achieve the target milestones. The conceptual construction schedule has been developed based on available information, typical construction practices, and best engineering judgment. Conceptual construction phasing is intended to represent a general schedule of anticipated activities for use in estimating potential Program-generated construction emissions. Construction phasing and assumptions would be refined once final system programming and project-level design have been achieved. Subsequent project-level analysis would be conducted at that time as well.

[6] Although at least 83 MGD would be produced under the Pure Water Program, for the purposes of emissions calculations, 84.4 MGD was analyzed to account for an additional 1.4 MGD of recycled water to be generated at the NCAWPF.

Table 6
Conceptual Pure Water Program Construction Phasing Assumptions

Facility	Construction Begin	Construction Complete
North City Component		
NCAWPF	May 2019	May 2021
San Vicente Purified Water Pipeline	May 2019	May 2022
Mission Trails Booster Station	May 2019	May 2020
San Vicente Tunnel	May 2019	May 2022
Morena Boulevard Pump Station	May 2019	May 2020
WW Force Main and Brine Pipeline	May 2019	May 2021
North City Water Reclamation Plant (NCWRP) Expansion	May 2019	November 2020
North City Cogeneration Facilities Expansion	November 2020	February 2022
Central Area Component		
Central Area Water Reclamation Plant (CAWRP)	July 2025	December 2027
Central Area Tertiary Water Pipeline and Brine Pipeline	February 2026	January 2028
Sludge Conveyance	February 2026	January 2028
CAAWPF	April 2026	March 2028
Central Area Purified Water Pipeline	May 2026	April 2028
Alvarado WTP Booster Station	May 2026	May 2027
Point Loma Wastewater Treatment Plant (PLWTP) Improvements	May 2026	April 2028
MBC Improvements	May 2026	August 2027
Central Area SDG&E Power Supply Improvements	April 2026	March 2028
South Bay Component		
South Bay Influent Pump Station and Force Main	November 2029	October 2031
SBWRP Expansion	November 2029	October 2031
SBAWPF	August 2029	July 2031
South Bay Purified Water Pipeline	February 2030	February 2032
Otay Reservoir Booster Station	February 2030	February 2031
South Bay Solids Processing Facility	July 2029	January 2032
South Bay SDG&E Power Supply Improvements	July 2029	January 2032

Because this analysis was conducted at a program level, specific details on project-level design, schedule, construction methods, etc., were not known at the time of analysis. Therefore, in order to estimate the potential effects of construction on air quality, typical construction equipment used for similar water infrastructure projects are shown in Tables 7, 8, and 9, and reflect the construction of Program-related components such as pipelines, pump stations and AWPF/WRPs and existing facility improvements, respectively. Equipment mix assumptions for construction activity are based on typical infrastructure construction practices, review of related projects

conducted in the Southern California area,[7] and CalEEMod default equipment where appropriate. The equipment mix is meant to represent a reasonably conservative estimate of construction activity. For the analysis, it is generally assumed that heavy construction equipment would be operating at the site for approximately 8 hours per day, 5 days per week. Default assumptions provided in CalEEMod were utilized to determine worker trips for each potential construction phase during pipeline, pump station, and facility construction. Generally, one worker per piece of construction equipment, a foreman, and several additional workers would be anticipated on a daily basis. Additionally, it was assumed approximately two vendor trucks per day would be required for general material deliveries, and approximately five haul trucks per day would be required for backfill/slurry deliveries and soil export. To conservatively estimate potential daily emissions, it was assumed pipelines and force main facilities would be constructed simultaneously with other construction components including pump stations and treatment facilities.

Pipelines

Pipeline construction would require both open-trench construction and trenchless tunneling depending on the location of the pipeline to be installed. A description of construction activities and equipment associated with each of these methods is provided.

Open Trench

Open-trench construction would involve an open trench to be dug for the direct installation of pipeline. The sequence of activities for open-trench pipeline construction would typically commence with trenching and excavation, followed by pipe installation and covering of the installed pipe, and concluding with paving the pipeline corridor area of disturbance. For the purposes of quantifying emissions from daily construction activity associated with pipeline construction, it was assumed that each contractor would complete construction of approximately 150 to 200 linear feet of pipeline per day; however, daily activity and linear feet installed would vary depending on field conditions, site/easement access, and other factors associated with continual site location changes. Assuming concurrent construction by two contractors, approximately 300 to 400 linear feet of pipeline

[7] City of Vista 2008 Sewer Master Plan Update (Dudek 2008); Vallecitos Water District 2008 Water, Wastewater and Recycled Water Master Plan PEIR (PBS&J 2011); Plano Lift Station Force Main Relocation Project (Dudek 2013a); El Toro Water District Recycled Water Distribution System Expansion Project and Addendum (Dudek 2012a; Dudek 2014); El Toro Water District Recycled Water Tertiary Treatment Plant (Dudek 2012b); Lee Lake Water District Temescal Canyon and Dawson Canyon Pipelines and Non-Potable Water Tank Project (Dudek 2012c); South Pasadena Sewer Rehabilitation and Replacement Project (Dudek 2013b); Carpinteria Sanitary District West Padaro Lane Main Sewer Extension Project (Dudek 2013c); and South Orange County Wastewater Authority Export Sludge Force Main Replacement Project (Dudek 2013d).

installation could occur each day depending on the component under construction and total linear feet of pipeline or conveyance infrastructure to be constructed over a given period.[8]

For the purposes of modeling, it was assumed that paving activities would occur for approximately 2 weeks every 6 months over a given construction period throughout the pipeline installation phases. It was also assumed that after pipe installation is completed, a portion of the paved roads would require light grading and reapplication of pavement, which was assumed to occur during the last month of pipeline construction for each project component. In addition, for the purposes of estimating emissions, it was assumed that typical open trench construction phasing would occur as follows:

- Trenching and excavation would be ongoing throughout pipeline construction phase
- Pipe installation would occur intermittently as trenching and excavation occur throughout the pipeline construction phase
- Paving, intermittent – approximately 2 weeks every 6 months for duration of pipeline construction
- Final paving – 1 month at the end of the construction phase

Phasing for individual component construction is provided in Appendix A.

For the purposes of estimating daily construction activity and associated emissions from off-road equipment during open trench pipeline construction, it was assumed that the equipment mix shown in Table 7, or similar equipment, would be employed. Table 7 presents the number of equipment per potential contractor and total equipment, assuming simultaneous construction by two contractors working on several portions of a given project alignment. Due to the length of the alignment, it was assumed that two contractors would potentially be required for construction of the San Vicente Purified Water Pipeline, and one contractor each for the other pipeline alignments, as these alignments require fewer linear feet of total pipeline.

Table 7
Construction Equipment – Open Trench

Construction Phase	Equipment	Quantity per Contractor	Total Equipment*
Trenching	Dozers	1	2
	Excavators	1	2
	Tractors/loaders/backhoes	2	4
	Trenchers	1	2

[8] Linear feet per day assumptions based on typical construction practices for pipeline construction, and review of related projects as listed in footnote 3.

Table 7
Construction Equipment – Open Trench

Construction Phase	Equipment	Quantity per Contractor	Total Equipment*
Installation	Crane	1	2
	Forklift	1	2
	Tractors/loaders/backhoes	1	2
Paving (continual)	Pavers	1	2
	Rollers	1	2
	Paving equipment	1	2

* Assumes simultaneous construction by two contractors for worst-case day construction scenario.
Additionally, it was assumed approximately two vendor trucks per day would be required for general material deliveries, and approximately five haul trucks per day would be required when backfill/slurry deliveries would occur, if necessary.

Trenchless Tunneling

Trenchless tunneling would involve the excavation of a portal at either end of the pipeline segment to be installed, where the pipeline would be fed through and connected. The sequence of activities for trenchless tunneling construction would typically commence with site preparation of the first portal location followed by excavation of the portal. Excavation of the tunnel would occur following portal excavation. It is assumed all excavated material would be hauled off site. The second portal location would then be prepped and excavated. Installation of pipeline would occur once the tunnel has been fully excavated and portals are clear. The pipeline would then be connected, and the portal sites would be restored to their pre-construction condition. Trenchless tunneling practices would be employed for the 1-mile San Vicente Tunnel as well as specific segments of other pipeline alignments such as freeway or waterway crossings or within avoidance areas where ground disturbance (i.e., an open trench) is not permitted such as wetlands or other environmentally sensitive locations.

For the purposes of estimating emissions, it was assumed that typical construction phasing would occur as follows during tunneling:

- Site preparation at first portal site
- Excavation of first portal site
- Tunnel excavation
- Site preparation at second portal site
- Excavation of second portal site
- Pipeline installation

- Pipeline connection
- Site restoration

Phase durations would depend on the location of the site to be tunneled. For the purposes of estimating daily construction activity and associated emissions from off-road equipment during tunneling activities, it was assumed that the equipment mix shown in Table 8, or similar equipment, would be employed.

Table 8
Construction Equipment – Tunneling

Construction Phase	Equipment	Total Equipment
Site Preparation at Portal Sites	Scraper	1
	Grader	1
	Tractors/Loaders/Backhoes	1
Portal Excavation	Dozer	1
	Excavator	1
	Tractors/Loaders/Backhoes	1
	Trencher	1
	Crushing/Processing Equipment	1
Tunnel Excavation	Dozer	1
	Excavator	1
	Tractors/Loaders/Backhoes	1
	Trencher	1
	Crushing/Processing Equipment	1
Pipe Installation	Tractors/Loaders/Backhoes	1
	Crane	1
	Welders	2
Pipe Connections	Other General Industrial Equipment	4
Site Restoration	Tractors/Loaders/Backhoes	1

Additionally, it was assumed that approximately two vendor trucks per day would be required for general material deliveries, and approximately five haul trucks per day would be required for backfill/slurry deliveries and soil export.

Pump Stations

For the purposes of estimating emissions, it was assumed that pump stations would take an average of 12 months to construct. Typical construction phasing would occur as follows:

- Site preparation and grading (4 weeks)
- Pump station construction (10 months)
- Paving (4 weeks)

For the purposes of estimating daily construction activity and associated emissions from off-road equipment, it was assumed that the equipment shown in Table 9, or similar equipment, would be employed for the construction of a single pump station. For components that would involve the construction of more than one pump station, it was assumed that multiple pump stations would be constructed simultaneously. Additionally, it was assumed approximately that two vendor trucks per day would be required for general material deliveries and five haul trucks per day would be required for soil export and other material hauling during pump station construction.

Table 9
Construction Equipment – Pump Stations

Construction Phase	Equipment	Total Equipment
Site preparation/grading	Dozers	1
	Tractors/loaders/backhoes	1
Facility construction	Excavator	1
	Tractors/loaders/backhoes	1
	Forklifts	1
	Pumps	1
	Welders	2
Paving	Pavers	1
	Rollers	1
	Paving equipment	1

Treatment Facilities

For the purposes of estimating emissions it was assumed that construction of new facilities such as AWPFs and the CAWRP would take approximately 24 to 36 months. Typical construction phasing would occur as follows during facility construction:

- Site preparation (4 weeks)
- Grading (8 weeks)
- Facility construction (28 – 36 months)
- Paving (4 weeks)

Improvements to existing facilities would take approximately 15 to 30 months depending on the type of facility and scope of facility improvements.

For the purposes of estimating daily construction activity and associated emissions from off-road equipment, it was assumed that the equipment shown in Table 10 would be employed during construction of AWPFs, the CAWRP, PLWTP upgrades, MBC Improvements, South Bay Solids Processing Facility, and SDG&E improvements. Equipment quantities listed in Table 9 were assumed for the construction of a new, individual facility. For components that would involve the construction or upgrade of more than one facility, it was assumed that multiple facilities would be constructed simultaneously to determine potential maximum daily emissions from facility construction.

Table 10
Construction Equipment – Treatment Facilities

Construction Phase	Equipment	Total Equipment
Site preparation	Dozers	1
	Tractors/loaders/backhoes	1
Grading	Excavators	1
	Tractors/loaders/backhoes	2
	Dozers	1
	Compactors	1
Facility construction	Cranes	1
	Forklifts	1
	Generator sets	1
	Tractors/loaders/backhoes	2
	Welders	2
Paving	Pavers	1
	Paving equipment	1

Additionally, it was assumed that approximately two vendor trucks per day would be required for general material deliveries, and approximately five haul trucks per day would be required for soil export and other material hauling, if necessary.

A detailed depiction of the program-level, conceptual construction schedule — including information regarding subphases and equipment assumed for each subphase—is included in Appendix A of this report. The information contained in Appendix A was used as CalEEMod model inputs.

Construction of Program components would be subject to SDAPCD Rule 55 – Fugitive Dust Control. This rule requires that construction of Program components include steps to restrict visible emissions of fugitive dust beyond the property line (SDAPCD 2009b). Compliance with Rule 55 would limit fugitive dust (PM_{10} and $PM_{2.5}$) that may be generated during grading and construction activities. Construction of Program components would also be subject to SDAPCD Rule 67.0.1 – Architectural Coatings. This rule requires manufacturers, distributors, and end users of architectural and industrial maintenance coatings to reduce VOC emissions from the use of these coatings, primarily by placing limits on the VOC content of various coating categories (SDAPCD 2015).

Table 11, Estimated Maximum Daily Construction Emissions - Unmitigated, shows the estimated maximum unmitigated daily construction emissions associated with the conceptual construction phases of the Program. As discussed above, both open trench and trenchless construction methods were modeled for pipeline construction since each alignment is anticipated to be constructed using a combination of methods. Other than the San Vicente Tunnel, which is anticipated to be constructed using entirely trenchless methods, for each pipeline alignment, the highest daily emissions are reported in Table 11.Complete details of the emissions calculations are provided in Appendix A of this document.

Table 11
Estimated Maximum Daily Construction Emissions - Unmitigated (pounds per day)

	VOC	NOx	CO	Sox	PM10	PM2.5
North City Component						
NCAWPF	2.05	20.90	19.46	0.03	7.65	4.34
San Vicente Purified Water Pipeline	7.42	75.26	66.06	0.10	10.65	7.04
Mission Trails Booster Station	1.90	13.69	14.46	0.02	6.76	3.94
San Vicente Tunnel	2.11	22.92	16.27	0.03	2.03	1.27
Morena Boulevard Pump Station	1.90	13.69	14.46	0.02	6.76	3.94
WW Force Main and Brine Pipeline	7.42	75.22	66.03	0.10	17.07	10.63

Table 11
Estimated Maximum Daily Construction Emissions - Unmitigated (pounds per day)

	VOC	NOx	CO	Sox	PM10	PM2.5
North City Water Reclamation Plant (NCWRP) Expansion	2.58	20.59	19.41	0.03	6.97	4.02
North City Cogeneration Facilities Expansion	1.90	14.62	14.52	0.02	6.90	3.96
Maximum Daily Emissions – North City Component	**27.28**	**256.90**	**230.67**	**0.35**	**64.78**	**39.15**
Emission Threshold	*137*	*250*	*550*	*250*	*100*	*55*
Threshold Exceeded?	**No**	**Yes**	**No**	**No**	**No**	**No**
Central Area Component						
Central Area Water Reclamation Plant (CAWRP)	1.32	11.34	15.62	0.03	7.42	3.90
Central Area Tertiary Water Pipeline and Brine Pipeline	1.28	11.29	15.20	0.03	1.33	0.76
Sludge Conveyance	1.12	8.40	13.82	0.02	6.42	3.63
CAAWPF	1.31	11.32	15.58	0.03	7.08	3.86
Central Area Purified Water Pipeline	2.51	22.04	30.42	0.06	5.00	2.69
Alvarado WTP Booster Station	1.12	8.40	13.82	0.02	6.42	3.63
PLWTP Improvements	1.24	10.03	13.73	0.02	6.62	3.71
MBC Improvements	1.24	10.03	13.73	0.02	6.62	3.71
Central Area SDG&E Power Supply Improvements	1.28	10.98	15.02	0.03	6.84	3.82
Maximum Daily Emissions – Central Area Component	**12.41**	**103.83**	**146.95**	**0.270**	**53.76**	**29.71**
Emission Threshold	*137*	*250*	*550*	*250*	*100*	*55*
Threshold Exceeded?	**No**	**No**	**No**	**No**	**No**	**No**
South Bay Component						
South Bay Influent Pump Station and Force Main	1.12	8.40	14.14	0.02	6.42	3.63
SBWRP Expansion	1.47	11.61	15.88	0.03	6.78	3.72
SBAWPF	2.57	23.71	25.64	0.04	28.31	15.89
South Bay Purified Water Pipeline	2.71	13.96	28.02	0.06	9.90	3.52

Table 11
Estimated Maximum Daily Construction Emissions - Unmitigated (pounds per day)

	VOC	NOx	CO	Sox	PM10	PM2.5
Otay Reservoir Booster Station	1.04	6.26	14.14	0.02	6.23	3.47
South Bay Solids Processing Facility	1.35	11.29	15.49	0.03	6.96	3.85
South Bay SDG&E Power Supply Improvements	2.57	14.35	27.74	0.06	7.04	3.89
Maximum Daily Emissions – South Bay Component	**12.83**	**89.58**	**141.05**	**0.28**	**71.64**	**37.97**
Emission Threshold	*137*	*250*	*550*	*250*	*100*	*55*
Threshold Exceeded?	**No**	**No**	**No**	**No**	**No**	**No**
Maximum Daily Emissions For Entire Construction Period of Program	***27.28***	***256.90***	***230.67***	***0.35***	***64.78***	***39.15***
Emission Threshold	*137*	*250*	*550*	*250*	*100*	*55*
Threshold Exceeded?	**No**	**Yes**	**No**	**No**	**No**	**No**

Source: CalEEMod Version 2013.2.2. See Appendix A for complete results.
The values shown are the maximum summer or winter daily emissions results from CalEEMod.
VOC = volatile organic compound; NO_x = oxides of nitrogen; CO = carbon monoxide; SO_x = sulfur oxides; PM_{10} = coarse particulate matter; $PM_{2.5}$ = fine particulate matter

As shown in Table 11, daily construction emissions for the Program would not exceed the City of San Diego's significance thresholds for VOC, CO, SO_x, PM_{10}, or $PM_{2.5}$. However, daily construction emissions would exceed the threshold for NO_x during construction of the North City component. To reduce NO_x emissions during construction of the North City component, mitigation measures MM-AQ-1 and MM-AQ-2 are provided.

MM-AQ-1 The following best management practices shall be considered in all subsequent project-level environmental analysis and implemented during construction to comply with applicable SDAPCD rules and regulations, and to further reduce daily construction emissions:

- Best available control measures that could be implemented during construction to reduce particulate emissions and reduce soil erosion and trackout include the following:
  - Cover or water, as needed, any on-site stockpiles of debris, dirt, or other dusty material.

- Use adequate water and/or other dust palliatives on all disturbed areas in order to avoid particle blow-off. Due to current drought conditions, the contractor shall consider use of a SDAPCD-approved dust suppressant where feasible to reduce the amount of water to be used for dust control. Use of recycled water in place of potable water shall also be considered provided that the use is approved by the City of San Diego and other applicable regulatory agencies prior to initiation of construction activity.[9] Use of recycled water shall be in compliance with all applicable City of San Diego Rules and Regulation for Recycled Water (City of San Diego 2008), particularly for the protection of public health per the California Code of Regulations, Title 22, Division 4.
- Wash down or sweep paved streets as necessary to control trackout or fugitive dust.
- Cover or tarp all vehicles hauling dirt or spoils on public roads if sufficient freeboard is not available to prevent material blow-off during transport.
- Use gravel bags and catch basins during ground-disturbing operations.
- Maintain appropriate soil moisture, apply soil binders, and plant stabilizing vegetation.

- Additional construction measures to reduce equipment emissions may include:
  - Properly tune and maintain construction equipment.
  - Encourage carpooling by all construction workers.
  - Limit any lane closures to off-peak travel periods.
  - Park construction vehicles off traveled roadways.
  - Encourage receipt of materials during non-peak traffic hours.

[9] The use of recycled water for construction purposes requires approval of the City and other regulatory agencies on a case-by-case basis. The permit shall be obtained prior to beginning construction. Recycled water used for construction purposes may only be used for soil compaction during grading operations, dust control and consolidation and compaction of backfill in trenches for non-potable water, sanitary sewer, storm drain, gas and electric pipelines. Equipment operators shall be instructed about the requirements contained herein and the potential health hazards involved with the use of recycled water. Water trucks, hoses, drop tanks, etc. shall be identified as containing non-potable water, and not suitable for drinking. Determinations as to specific uses to be allowed shall be in accordance with the standards set forth in Title 22, Division 4 of the California Code of Regulations and with the intent of this ordinance to preserve the public health. The City may, at its discretion, set forth specific requirements as conditions to providing such services and/or require specific approval from the appropriate regulatory agencies. (City of San Diego 2008)

MM-AQ-2 The following measures shall be adhered to during construction activities associated with the San Vicente Purified Water Pipeline and San Vicente Tunnel to reduce oxides of nitrogen (NO_x):

a. All construction equipment shall be equipped with Tier 3, or better (i.e., Tier 4 Interim or Tier 4 Final) diesel engines.

b. The engine size of construction equipment shall be the minimum size suitable for the required job.

c. Construction equipment shall be maintained in accordance with the manufacturer's specifications.

Table 12 shows resulting construction emissions following implementation of MM-AQ-1 and MM-AQ-2.

Table 12
Estimated Maximum Daily Construction Emissions - Mitigated

	VOC (pounds/day)	NO_x (pounds/day)	CO (pounds/day)	SO_x (pounds/day)	PM_{10} (pounds/day)	$PM_{2.5}$ (pounds/day)
North City Component						
NCAWPF	2.05	20.90	19.46	0.03	7.65	4.34
San Vicente Purified Water Pipeline	2.44	45.30	62.99	0.10	8.95	5.66
Mission Trails Booster Station	1.90	13.69	14.46	0.02	6.76	3.94
San Vicente Tunnel	2.11	22.92	16.27	0.03	2.03	1.27
Morena Boulevard Pump Station	1.90	13.69	14.46	0.02	6.76	3.94
WW Force Main and Brine Pipeline	7.42	75.22	66.03	0.10	17.07	10.63
North City Water Reclamation Plant (NCWRP) Expansion	2.58	20.59	19.41	0.03	6.97	4.02
North City Cogeneration Facilities Expansion	1.90	14.62	14.52	0.02	6.90	3.96
Maximum Daily Emissions – North City Component	***22.31***	***226.94***	***227.59***	***0.35***	***63.08***	***37.78***
Emission Threshold	*137*	*250*	*550*	*250*	*100*	*55*
Threshold Exceeded?	**No**	**No**	**No**	**No**	**No**	**No**

Table 12
Estimated Maximum Daily Construction Emissions - Mitigated

	VOC (pounds/day)	NO_x (pounds/day)	CO (pounds/day)	SO_x (pounds/day)	PM_{10} (pounds/day)	$PM_{2.5}$ (pounds/day)
Central Area Component						
Central Area Water Reclamation Plant (CAWRP)	1.32	11.34	15.62	0.03	7.42	3.90
Central Area Tertiary Water Pipeline and Brine Pipeline	1.28	11.29	15.20	0.03	1.33	0.76
Sludge Conveyance	1.12	8.40	13.82	0.02	6.42	3.63
CAAWPF	1.31	11.32	15.58	0.03	7.08	3.86
Central Area Purified Water Pipeline	2.51	22.04	30.42	0.06	5.00	2.69
Alvarado WTP Booster Station	1.12	8.40	13.82	0.02	6.42	3.63
PLWTP Improvements	1.24	10.03	13.73	0.02	6.62	3.71
MBC Improvements	1.24	10.03	13.73	0.02	6.62	3.71
Central Area SDG&E Power Supply Improvements	1.28	10.98	15.02	0.03	6.84	3.82
Maximum Daily Emissions – Central Area Component	***12.41***	***103.83***	***146.95***	***0.27***	***53.76***	***29.71***
Emission Threshold	*137*	*250*	*550*	*250*	*100*	*55*
Threshold Exceeded?	**No**	**No**	**No**	**No**	**No**	**No**
South Bay Component						
South Bay Influent Pump Station and Force Main	1.12	8.40	14.14	0.02	6.42	3.63
SBWRP Expansion	1.47	11.61	15.88	0.03	6.78	3.72
SBAWPF	2.57	23.71	25.64	0.04	28.31	15.89
South Bay Purified Water Pipeline	2.71	13.96	28.02	0.06	9.90	3.52
Otay Reservoir Booster Station	1.04	6.26	14.14	0.02	6.23	3.47
South Bay Solids Processing Facility	1.35	11.29	15.49	0.03	6.96	3.85

Table 12
Estimated Maximum Daily Construction Emissions - Mitigated

	VOC (pounds/day)	NO_x (pounds/day)	CO (pounds/day)	SO_x (pounds/day)	PM_{10} (pounds/day)	$PM_{2.5}$ (pounds/day)
South Bay SDG&E Power Supply Improvements	2.57	14.35	27.74	0.06	7.04	3.89
Maximum Daily Emissions – South Bay Component	***12.83***	***89.58***	***141.05***	***0.28***	***71.64***	***37.97***
Emission Threshold	*137*	*250*	*550*	*250*	*100*	*55*
Threshold Exceeded?	**No**	**No**	**No**	**No**	**No**	**No**
Maximum Daily Emissions For Entire Construction Period	***22.31***	***226.94***	***227.59***	***0.35***	***63.08***	***37.78***
Emission Threshold	***137***	***250***	***550***	***250***	***100***	***55***
Threshold Exceeded?	**No**	**No**	**No**	**No**	**No**	**No**

As shown in Table 12, construction emissions for VOCs, NO_x, CO, SO_x, PM_{10}, and $PM_{2.5}$ following implementation of MM-AQ-1 and MM-AQ-2 would be **less than significant**.

7.3 Operational Emissions

Mobile Sources (Motor Vehicles)

Following the completion of construction activities, the Program would generate VOC, NO_x, CO, SO_x, PM_{10}, and $PM_{2.5}$ emissions from mobile sources (vehicular traffic), as a result of 65 additional staff per each of the three AWPF facilities, plus 76 workers for the CAWRP facility, yielding 271 total new employees. It is expected that during normal operations, these workers would generate in 542 one-way trips (i.e., 1 one-way trip from home to work and 1 one-way trip from work to home). Additionally, operational trips would be generated as a result of routine maintenance, periodic inspections and repairs of system facilities, monitoring, brush maintenance, and other operational procedures similar to those under the City's current water and wastewater treatment and distribution system. It was assumed that only a minor increase in operations and maintenance trips (in addition to the 271 new employees) would be required; therefore, it was assumed on a worst-case day that an additional 30 operations and maintenance-related trips would occur. In total, Program operations would be expected to generate approximately 572 average daily trips (ADT) across the entire Program area.

The CalEEMod Version 2013.2.2 model was used to estimate daily emissions from proposed vehicular sources (refer to Appendix B). CalEEMod Version 2013.2.2 default data, including temperature, trip characteristics, variable start information, emissions factors, and trip distances, were conservatively used for the model inputs. Program-related traffic was assumed to include a mixture of vehicles in accordance with the model outputs for traffic. Emission factors representing the vehicle mix and emissions for 2023 were conservatively used to estimate emissions associated with vehicular sources. The 2023 operational year represents the first phase of the Program.

Table 12, Estimated Daily Maximum Operational Emissions - Mitigated, presents estimated mobile source criteria air pollutant emissions associated with the anticipated new employees and additional operations and maintenance trips.

Diesel Generators

In addition to operational emissions from vehicular sources, it was conservatively assumed that new diesel-powered emergency generators would be required for back-up power at the new CAWRP, AWPFs and the nine proposed pump station locations. The NCAWPF and SBAWPF would have separate power sources provided by SDG&E. Power at some reclamation facilities would use a combination of on-site generation and supplemental power supplied by SDG&E. The CAAWPF and pump stations would be powered by SDG&E power. Based on review of similar water and wastewater infrastructure projects in Southern California, it was assumed that approximately two emergency generators per facility location would be required for appropriate back-up power supply (2 generators located at the CAWRP, 2 generators per AWPF and 2 generators per pump station = 18 new generators total). For the purposes of a conservative analysis, it was assumed that generators would be approximately 1,000 horsepower with a kilowatt rating of 750; however, most pump station generators would likely be smaller (between 300–500 horsepower) (PBS&J 2011). Moreover, pump stations installed for advanced purified water conveyance would require less power than pump stations designed for wastewater conveyance due to substantially reduced flows at advanced purified water facilities (City of San Diego 2012). It was assumed that generators would only be used for emergency back-up power in the event of power outages, as well as for routine testing and maintenance. CARB's Airborne Toxic Control Measure (ATCM) for stationary diesel engines restricts diesel engine operation for testing and maintenance to 50 hours per year, unless a diesel particulate filter is used to reduce PM_{10} emissions (CARB 2011). Thus, it was assumed that the engines would operate up to 50 hours per year (1 hour per week, 50 weeks per year) for testing and maintenance. Emission factors were obtained from the CalEEMod User's Guide, Appendix D for generators over 1,001 HP operating in 2023 (first year of first phase of Program operation).

Table 13, Estimated Daily Maximum Operational Emissions, presents the maximum daily emissions associated with the operation of the Program after all phases of construction have been completed. Complete details of the emissions calculations are provided in Appendix B of this document.

Table 13
Estimated Daily Maximum Operational Emissions – Mitigated

Emission Source	VOC (pounds/day)	NO_x (pounds/day)	CO (pounds/day)	SO_x (pounds/day)	PM_{10} (pounds/day)	$PM_{2.5}$ (pounds/day)
Mobile Sources	1.86	4.01	20.53	0.07	5.12	1.42
Diesel Generators	6.04	95.19	32.09	0.16	1.81	1.81
Total	**7.90**	**99.20**	**52.62**	**0.23**	**6.93**	**3.23**
Emission Threshold	*137*	*250*	*550*	*250*	*100*	*55*
Threshold Exceeded?	**No**	**No**	**No**	**No**	**No**	**No**

Source: See Appendix B for complete results.
Emissions represent maximum of summer and winter. "Summer" emissions are representative of the conditions that may occur during the ozone season (May 1 to October 31), and "winter" emissions are representative of the conditions that may occur during the balance of the year (November 1 to April 30).

As shown, the daily operational emissions would not exceed the City's significance threshold for VOC, NO_x, CO, SO_x, PM_{10}, or $PM_{2.5}$. Operational emissions would be **less than significant**.

7.4 Cumulative Impacts

In analyzing cumulative impacts from the Program, the analysis must specifically evaluate a Program's contribution to the cumulative increase in pollutants for which the SDAB is designated as nonattainment for the CAAQS and NAAQS. If the Program does not exceed thresholds and is determined to have less-than-significant project-specific impacts, it may still contribute to a significant cumulative impact on air quality if the emissions from the Program components, in combination with the emissions from other proposed or reasonably foreseeable future projects, are in excess of established thresholds. However, the Program would only be considered to have a significant cumulative impact if its contribution accounts for a significant proportion of the cumulative total emissions (i.e., it represents a "cumulatively considerable contribution" to the cumulative air quality impact).

Additionally, for the San Diego Air Basin, the RAQS serves as the long-term regional air quality planning document for the purpose of assessing cumulative operational emissions within the basin to ensure the SDAB continues to make progress toward NAAQS and CAAQS attainment status. As such, cumulative projects located in the San Diego region would have the potential to result in a cumulative impact to air quality if, in combination, they would conflict with or

obstruct implementation of the RAQS. Similarly, individual projects that are inconsistent with the regional planning documents upon which the RAQS is based would have the potential to result in cumulative impacts if they represent development beyond regional projections.

The SDAB has been designated as a federal nonattainment area for O_3 and a state nonattainment area for O_3, PM_{10}, and $PM_{2.5}$. PM_{10} and $PM_{2.5}$ emissions associated with construction generally result in near-field impacts. The nonattainment status is the result of cumulative emissions from all sources of these air pollutants and their precursors within the SDAB. As discussed in Section 7.2, the emissions of all criteria pollutants would be below the significance levels with implementation of Mitigation Measure AQ-1. Construction would be short term and temporary in nature. Additionally, construction activities required for the implementation of Program components would be considered typical of a water infrastructure project and would not require atypical construction practices that would include high-emitting activities. Once construction is completed, construction-related emissions would cease. Operational emissions generated by the Program would not result in a significant impact. As such, the Program would result in less-than-significant impacts to air quality relative to operational emissions.

Regarding long-term cumulative operational emissions in relation to consistency with local air quality plans, the SIP and RAQS serve as the primary air quality planning documents for the state and SDAB, respectively. The SIP and RAQS rely on SANDAG growth projections based on population, vehicle trends, and land use plans developed by the cities and by the county as part of the development of their general plans. Therefore, projects that propose development that is consistent with the growth anticipated by local plans would be consistent with the SIP and RAQS and would not be considered to result in cumulatively considerable impacts from operational emissions. As discussed in Section 7.1, the Program components are consistent with the existing zoning and land use designations in the various locations in each jurisdiction in which the Program would occur. Additionally, implementation of the Program would not result in additional population growth or growth-inducing effects; thus, it would be consistent at a regional level with the underlying growth forecasts in the SIP and RAQS. As a result, the Program would not result in a cumulatively considerable contribution to regional O_3 concentrations or other criteria pollutant emissions. Cumulative impacts would be **less than significant**.

7.5 Toxic Air Contaminants

In addition to impacts from criteria pollutants, project impacts may include emissions of pollutants identified by the state and federal government as TACs or hazardous air pollutants (HAPs). State law has established the framework for California's TAC identification and control program, which is generally more stringent than the federal program, and is aimed at TACs that are a problem in

California. The state has formally identified more than 200 substances as TACs, including the federal HAPs, and is adopting appropriate control measures for sources of these TACs.

The greatest potential for TAC emissions during construction would be diesel particulate emissions from heavy equipment operations and heavy-duty trucks, and the associated health impacts to sensitive receptors. The closest sensitive receptors are would be any receptor located directly adjacent to the proposed alignments and associated facilities.

Health effects from carcinogenic air toxics are usually described in terms of cancer risk. The SDAPCD recommends an incremental cancer risk threshold of 10 in a million. "Incremental cancer risk" is the likelihood that a person continuously exposed to concentrations of TACs resulting from a project over a 70-year lifetime will contract cancer based on the use of standard risk-assessment methodology. Construction of Program components would not require the extensive use of heavy-duty construction equipment, which is subject to a CARB Airborne Toxics Control Measure for in-use diesel construction equipment to reduce diesel particulate emissions, and would not involve extensive use of diesel trucks, which are also subject to an ATCM. Construction of Program components would occur in three phases of 2-3 years each and would be periodic and short term within each phase. Follow completion of construction activities, project-related TAC emissions would cease. Additionally, operational diesel-powered generators would only operate during testing and maintenance periods, and during emergency power outages. Therefore, the Program would not result in a long-term (i.e., 70-year), permanent source of TAC emissions. No residual TAC emissions and corresponding cancer risk are anticipated after construction, nor are any long-term sources of TAC emissions anticipated during operation of the Program. As such, the exposure of project-related TAC emission impacts to sensitive receptors would be **less than significant**.

7.6 Odors

Odors would be generated from vehicles and/or equipment exhaust emissions during construction of the Program facilities. Odors produced during construction would be attributable to concentrations of unburned hydrocarbons from tailpipes of construction equipment and architectural coatings. Such odors are temporary and for the types of construction activities anticipated for Program components, would generally occur at magnitudes that would not affect substantial numbers of people. Therefore, impacts associated with odors during construction would be considered **less than significant**.

Due to the subjective nature of odor impacts, the number of variables that can influence the potential for an odor impact, and the variety of odor sources, there are no quantitative or formulaic methodologies to determine if potential odors would have a significant impact.

Examples of land uses and industrial operations that are commonly associated with odor complaints include agricultural uses, wastewater treatment plants, food processing facilities, chemical plants, composting, refineries, landfills, dairies, and fiberglass molding. In addition to the odor source, the distance between the sensitive receptor(s) and the odor source, as well as the local meteorological conditions, are considerations in the potential for a project to frequently expose the public to objectionable odors. Although localized air quality impacts are focused on potential impacts to sensitive receptors, such as residences and schools, other land uses where people may congregate (e.g., workplaces) or uses with the intent to attract people (e.g., restaurants and visitor-serving accommodations), should also be considered in the evaluation of potential odor nuisance impacts.

The Program would include AWPFs, a new reclamation plant, pump stations and WWTP upgrades. AWPFs would not result in nuisance odors because the AWPFs would accommodate flows that would have undergone previous tertiary treatment; therefore, impacts related to odor caused by AWPFs would be **less than significant**. The purified water pipelines that would be constructed as part of the proposed Program would not be considered a potential source of odor because treatment would substantially remove organic and odor causing compounds; therefore, impacts would be **less than significant**.

The Program would involve the construction and operation of the new CAWRP, pump stations, upgrades to existing water and wastewater treatment facilities and infrastructure, and expansion of existing wastewater treatment for long-distance conveyance of wastewater that could result in odor impacts. The CAWRP consists of a reclamation plant located at North Harbor Drive and McCain Road, just west of the San Diego International Airport and Pump Station No. 2. The reclamation plant would include primary, secondary, and tertiary treatment processes. Operation of the new reclamation plant and associated pump stations could result in potential nuisance odors if facilities would be located in proximity to sensitive receptors. The CAWRP may be a potential source of odors associated with the headworks (e.g., hydrogen sulfide from collection systems, odorous compounds from preliminary and primary treatment process) and biological treatment process (e.g., aerobic and anaerobic processes). Although the proposed reclamation plant would be located in an area that is currently industrialized and not located adjacent to receptors that may be impacted as a result of potential odor impacts, long-range plans for the surrounding areas includes uses that may contain sensitive receptors in the future. Existing and future sensitive receptors and other receivers that may be adversely affected by odors in the project area may include residential land uses (e.g., single- and multi-family residences) and commercial/retail land uses (e.g., offices, restaurants, and hotels).

Some of the proposed pump stations could be potentially located near sensitive receptors and, if left unabated, could result in nuisance odors reaching receptors nearby. It is

anticipated that pump stations constructed for the purpose of transporting wastewater have a higher likelihood of causing odor nuisance than pump stations transporting recycled and purified water. As such, odor abatement design measures would be implemented if pump stations constructed for wastewater conveyance are located near sensitive receptors. The odor abatement design measures that would be employed at the wastewater treatment plants and sewage pump stations would include odor control "scrubbers," carbon filters, activated carbon units, and covers and ventilation systems or similar measures to capture and treat odors from the facilities. The characteristics of odor generation for a pump station are different from those of a treatment facility, primarily due to the scale and frequency of operation. Pump stations would handle substantially less quantity of wastewater than a treatment plant, and would contain flows in a manner that would limit the release of odor-affected air. However, as the potential for odor nuisance is based on multiple factors, including potential for flow turbulence, the potential for anaerobic conditions, exposed surface area where odorous compounds may be released, and the effectiveness of the existing capture controls, pump stations have the potential to result in a similar odor nuisance impacts as treatment facilities. Odor impacts resulting from the reclamation facility and pump stations would be considered **potentially significant** without mitigation.

Mitigation measure MM-AQ-3 is provided to reduce odor impacts.

MM-AQ-3 Program components shall implement odor control systems specifically designed to abate the odorous potential of the specific facility. Odor control systems would be similar to those currently employed at City of San Diego wastewater treatment facilities to reduce odor impacts. The following odor control systems or equivalent measures shall be implemented upon final facility design to mitigate nuisance odors:

a. Treatment plants and major pump stations: NaOCl/NaOH Wet Scrubber plus carbon or Biofilter plus carbon.

b. Treatment plants and pump stations with lower sulfide loads: Biotrickling filter plus carbon or carbon only.

c. Smaller municipal pump stations and air/vacuum relief valves at high points along forcemains: carbon only.

Alternatively, odors could be abated through the addition of chemicals such as iron chloride, nitrate, hydrogen peroxide, sodium hypochlorite, high purity oxygen, magnesium hydroxide, and/or caustic solutions to reduce the liquid phase concentration and thus, reduce the amount volatilized into the gas phase.

As described in MM-AQ-3, the CAWRP and pump stations associated with the proposed Program would include an odor control system, similar to what is employed at the City's other wastewater treatment facilities and pump stations. Following implementation of MM-AQ-3, odor impacts would be reduced to a level that is **less than significant**.

8 SUMMARY AND CONCLUSIONS

The air quality impact analysis evaluates the potential for significant adverse impacts to the ambient air quality due to construction and operational emissions resulting from the proposed project. Construction of the proposed project would result in a temporary addition of pollutants to the local airshed caused by soil disturbance, fugitive dust emissions, and combustion pollutants from on-site construction equipment, as well as from off-site trucks hauling construction materials. The analysis concludes that the daily construction emissions would not exceed the City's significance thresholds for criteria pollutants, and impacts during construction would be **less than significant**. Operational emissions were also found to be below the City's significance thresholds; therefore, impacts during project operation would be **less than significant**. Additionally, impacts to sensitive receptors during temporary construction activities and operation of the proposed project were determined to be **less than significant**. Lastly, odor impacts would be reduced with implementation of odor abatement measures as part of project design should facilities be determined to generate nuisance odors near sensitive receptors. Because of the effectiveness of odor control design measures, and the known scale and operational aspects of proposed pump stations, impacts related to pump station odors would be considered **less than significant**.

INTENTIONALLY LEFT BLANK

9 REFERENCES

14 CCR 15000–15387 and Appendices A–L. Guidelines for Implementation of the California Environmental Quality Act, as amended.

CARB. 2005. *Air Quality and Land Use Handbook: A Community Health Perspective*. April 2005. http://www.arb.ca.gov/ch/landuse.htm.

CARB. 2011. Final Regulation Order – Amendments to the Airborne Toxic Control Measure for Stationary Compression Ignition Engines. Accessed April 2015. http://www.arb.ca.gov/diesel/documents/FinalReg2011.pdf.

CARB. 2013a. "Ambient Air Quality Standards." Accessed April 24, 2014. http://www.arb.ca.gov/research/aaqs/aaqs2.pdf.

CARB. 2013b. "iADAM: Air Quality Data Statistics." Accessed April 24, 2014. http://arb.ca.gov/adam.

CARB. 2014a. "Glossary of Air Pollutant Terms." Accessed April 24, 2014. http://www.arb.ca.gov/html/gloss.htm.

CARB. 2014b. "Area Designations Maps / State and National." Updated April 17, 2014. Accessed April 24, 2014. http://www.arb.ca.gov/desig/adm/adm.htm.

City of San Diego. 2008. Rules and Regulations for Recycled Water. September 2008.

City of San Diego. 2011. *California Environmental Quality Act, Significance Determination Thresholds*. San Diego, California: City of San Diego, Development Services Department. Revised January 2011. Accessed August 31, 2011. www.sandiego.gov/development-services/news/pdf/sdtceqa.pdf.

City of San Diego. 2012. Recycled Water Study. Prepared for City of San Diego. July 2012.

Dudek. 2008. *Final Program Environmental Impact Report for the City of Vista 2008 Sewer Master Plan Update*. Prepared for City of Vista. Encinitas, California: Dudek. May 2008.

Dudek. 2012a. Final Mitigated Negative Declaration for the Recycled Water Distribution System Expansion. Prepared for El Toro Water District. Encinitas, California: Dudek. June 2012.

Dudek. 2012b. Final Mitigated Negative Declaration for the Recycled Water Tertiary Treatment Plant. El Toro Water District. Encinitas, California: Dudek. June 2012.

Dudek. 2012c. Mitigated Negative Declaration for the Temescal Canyon and Dawson Canyon Pipelines and Non-Potable Water Tank Project. Prepared for the Lee Lake Water District. Riverside, California: Dudek. December 2012.

Dudek. 2013a. Plano Lift Station Force Main Relocation Project. Prepared for the Rancho Santa Margarita Water District. Encinitas, California: Dudek. December 2013.

Dudek. 2013b. Final Initial Study/Mitigated Negative Declaration for the South Pasadena Sewer Rehabilitation and Replacement Project. Prepared for City of South Pasadena Public Works Department. Encinitas, California: Dudek. June 2013.

Dudek. 2013c. Final Mitigated Negative Declaration for the West Padaro Lane Main Sewer Extension Project. Prepared for the Carpinteria Sanitary District. Encinitas, California: Dudek. August 2013.

Dudek. 2013d. *Final Environmental Impact Report for the Coastal Treatment Plant Export Sludge Force Main Replacement Project.* Prepared for the South Orange County Wastewater Authority. Encinitas, California: Dudek. March 2013.

Dudek. 2014. Addendum to the Final Recycled Water Distribution System Expansion. Final Mitigated Negative Declaration. Prepared for El Toro Water District. Encinitas, California: Dudek. August 2014.

EPA (U.S. Environmental Protection Agency). 2012. "Six Common Air Pollutants." Last updated April 20, 2012. Accessed April 24, 2014. http://www.epa.gov/air/urbanair/.

EPA. 2013. "AirData: Access to Air Pollution Data." Accessed April 24, 2014. http://www.epa.gov/airdata.

EPA. 2014. "Region 9: Air Programs, Air Quality Maps." Last updated February 11, 2014. Accessed April 24, 2014. http://www.epa.gov/region9/air/maps/index.html.

PBS&J. 2011. *Vallecitos Water District 2008 Water, Wastewater and Recycled Water Master Plan PEIR*. March 2011.

SDAPCD (San Diego Air Pollution Control District). 1969. Rules and Regulations. Regulation IV. Prohibitions. Rule 51. Nuisance. Effective January 1, 1969.

SDAPCD. 1998. Rule 20.2 – New Source Review Non-Major Stationary Sources. Adopted and effective May 17, 1994; revisions adopted and effective December 17, 1997. Revisions adopted November 4, 1998; effective December 17, 1998.

SDAPCD. 2001. Rules and Regulations. Regulation IV. Prohibitions. Rule 67.0. Architectural Coatings. Revised December 12, 2001.

SDAPCD. 2005. *Measures To Reduce Particulate Matter in San Diego County*. December 2005. http://www.sdapcd.org/planning/PM-Measures.pdf.

SDAPCD. 2007. *Eight-Hour Ozone Attainment Plan for San Diego County*. May 2007. http://www.sdapcd.org/planning/8-Hour-O3-Attain-Plan.pdf.

SDAPCD. 2009a. *2009 Regional Air Quality Strategy Revision*. April 2009. http://www.sdapcd.org/planning/2009-RAQS.pdf.

SDAPCD. 2009b. Rules and Regulations. Regulation IV. Prohibitions. Rule 55. Fugitive Dust. Adopted June 24, 2009; effective December 24, 2009.

SDAPCD. 2012. *Redesignation Request and Maintenance Plan for the 1997 National Ozone Standard for San Diego County*. December 15, 2012. http://www.sdapcd.org/planning/8_Hour_O3_Maint-Plan.pdf.

INTENTIONALLY LEFT BLANK

APPENDIX A

CalEEMod Outputs and Estimated Construction Emissions

North City Component

NC AWPF Const

San Diego Air Basin, Summer

1.0 Project Characteristics

1.1 Land Usage

Land Uses	Size	Metric	Lot Acreage	Floor Surface Area	Population
User Defined Industrial	1.00	User Defined Unit	13.00	0.00	0

1.2 Other Project Characteristics

Urbanization	Urban	**Wind Speed (m/s)**	2.6	**Precipitation Freq (Days)**	40
Climate Zone	13			**Operational Year**	2021
Utility Company	San Diego Gas & Electric				
CO2 Intensity (lb/MWhr)	720.49	**CH4 Intensity (lb/MWhr)**	0.029	**N2O Intensity (lb/MWhr)**	0.006

1.3 User Entered Comments & Non-Default Data

Project Characteristics -

Land Use - Modified

Construction Phase - Modified

Off-road Equipment - Modified

Off-road Equipment - Modified

Off-road Equipment - Modified

Off-road Equipment - Modified

Trips and VMT - Modified

Grading - Modified

Table Name	Column Name	Default Value	New Value
tblConstructionPhase	NumDays	300.00	443.00

tblConstructionPhase	NumDays	30.00	40.00
tblConstructionPhase	NumDays	10.00	20.00
tblConstructionPhase	PhaseEndDate	5/14/2021	5/15/2021
tblConstructionPhase	PhaseStartDate	4/17/2021	4/19/2021
tblGrading	AcresOfGrading	0.00	13.00
tblGrading	MaterialExported	0.00	160.00
tblLandUse	LotAcreage	0.00	13.00
tblOffRoadEquipment	OffRoadEquipmentUnitAmount	2.00	1.00
tblOffRoadEquipment	OffRoadEquipmentUnitAmount	3.00	1.00
tblOffRoadEquipment	OffRoadEquipmentUnitAmount	1.00	0.00
tblOffRoadEquipment	OffRoadEquipmentUnitAmount	2.00	1.00
tblOffRoadEquipment	OffRoadEquipmentUnitAmount	2.00	1.00
tblOffRoadEquipment	OffRoadEquipmentUnitAmount	2.00	0.00
tblOffRoadEquipment	OffRoadEquipmentUnitAmount	3.00	1.00
tblOffRoadEquipment	OffRoadEquipmentUnitAmount	2.00	0.00
tblOffRoadEquipment	OffRoadEquipmentUnitAmount	3.00	2.00
tblOffRoadEquipment	OffRoadEquipmentUnitAmount	4.00	1.00
tblOffRoadEquipment	OffRoadEquipmentUnitAmount	1.00	2.00
tblOffRoadEquipment	UsageHours	7.00	4.00
tblProjectCharacteristics	OperationalYear	2014	2021
tblTripsAndVMT	HaulingTripNumber	20.00	400.00
tblTripsAndVMT	VendorTripNumber	0.00	4.00
tblTripsAndVMT	VendorTripNumber	0.00	2.00

2.0 Emissions Summary

2.1 Overall Construction (Maximum Daily Emission)

Unmitigated Construction

	ROG	NOx	CO	SO2	Fugitive PM10	Exhaust PM10	PM10 Total	Fugitive PM2.5	Exhaust PM2.5	PM2.5 Total	Bio- CO2	NBio- CO2	Total CO2	CH4	N2O	CO2e
Year	lb/day										lb/day					
2019	2.0451	20.8299	18.9312	0.0297	6.6484	0.9967	7.6451	3.4236	0.9178	4.3413	0.0000	2,872.1974	2,872.1974	0.6528	0.0000	2,885.9059
2020	1.8316	14.3589	13.6264	0.0219	0.0133	0.8103	0.8236	3.7900e-003	0.7751	0.7789	0.0000	2,029.9892	2,029.9892	0.4033	0.0000	2,038.4575
2021	1.6368	13.1503	13.3899	0.0220	0.0411	0.6933	0.7066	0.0109	0.6631	0.6669	0.0000	2,030.1242	2,030.1242	0.3927	0.0000	2,038.3714
Total	**5.5135**	**48.3392**	**45.9474**	**0.0736**	**6.7027**	**2.5003**	**9.1752**	**3.4383**	**2.3560**	**5.7871**	**0.0000**	**6,932.3108**	**6,932.3108**	**1.4488**	**0.0000**	**6,962.7348**

Mitigated Construction

	ROG	NOx	CO	SO2	Fugitive PM10	Exhaust PM10	PM10 Total	Fugitive PM2.5	Exhaust PM2.5	PM2.5 Total	Bio- CO2	NBio- CO2	Total CO2	CH4	N2O	CO2e
Year	lb/day										lb/day					
2019	2.0451	20.8299	18.9312	0.0297	6.6484	0.9967	7.6451	3.4236	0.9178	4.3413	0.0000	2,872.1974	2,872.1974	0.6528	0.0000	2,885.9059
2020	1.8316	14.3589	13.6264	0.0219	0.0133	0.8103	0.8236	3.7900e-003	0.7751	0.7789	0.0000	2,029.9892	2,029.9892	0.4033	0.0000	2,038.4575
2021	1.6368	13.1503	13.3899	0.0220	0.0411	0.6933	0.7066	0.0109	0.6631	0.6669	0.0000	2,030.1242	2,030.1242	0.3927	0.0000	2,038.3714
Total	**5.5135**	**48.3392**	**45.9474**	**0.0736**	**6.7027**	**2.5003**	**9.1752**	**3.4383**	**2.3560**	**5.7871**	**0.0000**	**6,932.3108**	**6,932.3108**	**1.4488**	**0.0000**	**6,962.7348**

	ROG	**NOx**	**CO**	**SO2**	**Fugitive PM10**	**Exhaust PM10**	**PM10 Total**	**Fugitive PM2.5**	**Exhaust PM2.5**	**PM2.5 Total**	**Bio- CO2**	**NBio-CO2**	**Total CO2**	**CH4**	**N20**	**CO2e**
Percent Reduction	**0.00**	**0.00**	**0.00**	**0.00**	**0.00**	**0.00**	**0.00**	**0.00**	**0.00**	**0.00**	**0.00**	**0.00**	**0.00**	**0.00**	**0.00**	**0.00**

2.2 Overall Operational

Unmitigated Operational

	ROG	NOx	CO	SO2	Fugitive PM10	Exhaust PM10	PM10 Total	Fugitive PM2.5	Exhaust PM2.5	PM2.5 Total	Bio- CO2	NBio- CO2	Total CO2	CH4	N2O	CO2e
Category	lb/day										lb/day					
Area	1.0000e-005	0.0000	1.0000e-004	0.0000		0.0000	0.0000		0.0000	0.0000		2.2000e-004	2.2000e-004	0.0000		2.3000e-004
Energy	0.0000	0.0000	0.0000	0.0000		0.0000	0.0000		0.0000	0.0000		0.0000	0.0000	0.0000	0.0000	0.0000
Mobile	0.0000	0.0000	0.0000	0.0000	0.0000	0.0000	0.0000	0.0000	0.0000	0.0000		0.0000	0.0000	0.0000		0.0000
Total	**1.0000e-005**	**0.0000**	**1.0000e-004**	**0.0000**	**0.0000**	**0.0000**	**0.0000**	**0.0000**	**0.0000**	**0.0000**		**2.2000e-004**	**2.2000e-004**	**0.0000**	**0.0000**	**2.3000e-004**

Mitigated Operational

	ROG	NOx	CO	SO2	Fugitive PM10	Exhaust PM10	PM10 Total	Fugitive PM2.5	Exhaust PM2.5	PM2.5 Total	Bio- CO2	NBio- CO2	Total CO2	CH4	N2O	CO2e
Category	lb/day										lb/day					
Area	1.0000e-005	0.0000	1.0000e-004	0.0000		0.0000	0.0000		0.0000	0.0000		2.2000e-004	2.2000e-004	0.0000		2.3000e-004
Energy	0.0000	0.0000	0.0000	0.0000		0.0000	0.0000		0.0000	0.0000		0.0000	0.0000	0.0000	0.0000	0.0000
Mobile	0.0000	0.0000	0.0000	0.0000	0.0000	0.0000	0.0000	0.0000	0.0000	0.0000		0.0000	0.0000	0.0000		0.0000
Total	**1.0000e-005**	**0.0000**	**1.0000e-004**	**0.0000**	**0.0000**	**0.0000**	**0.0000**	**0.0000**	**0.0000**	**0.0000**		**2.2000e-004**	**2.2000e-004**	**0.0000**	**0.0000**	**2.3000e-004**

	ROG	**NOx**	**CO**	**SO2**	**Fugitive PM10**	**Exhaust PM10**	**PM10 Total**	**Fugitive PM2.5**	**Exhaust PM2.5**	**PM2.5 Total**	**Bio- CO2**	**NBio-CO2**	**Total CO2**	**CH4**	**N20**	**CO2e**
Percent Reduction	**0.00**	**0.00**	**0.00**	**0.00**	**0.00**	**0.00**	**0.00**	**0.00**	**0.00**	**0.00**	**0.00**	**0.00**	**0.00**	**0.00**	**0.00**	**0.00**

3.0 Construction Detail

Construction Phase

Phase Number	Phase Name	Phase Type	Start Date	End Date	Num Days Week	Num Days	Phase Description
1	Site Preparation	Site Preparation	5/15/2019	6/11/2019	5	20	
2	Grading	Grading	6/12/2019	8/6/2019	5	40	
3	Building Construction	Building Construction	8/7/2019	4/16/2021	5	443	
4	Paving	Paving	4/19/2021	5/15/2021	5	20	

Acres of Grading (Site Preparation Phase): 0

Acres of Grading (Grading Phase): 13

Acres of Paving: 0

Residential Indoor: 0; Residential Outdoor: 0; Non-Residential Indoor: 0; Non-Residential Outdoor: 0 (Architectural Coating – sqft)

OffRoad Equipment

Phase Name	Offroad Equipment Type	Amount	Usage Hours	Horse Power	Load Factor
Site Preparation	Rubber Tired Dozers	1	8.00	255	0.40
Site Preparation	Tractors/Loaders/Backhoes	1	8.00	97	0.37
Grading	Excavators	1	8.00	162	0.38
Grading	Graders	0	8.00	174	0.41
Grading	Plate Compactors	1	8.00	8	0.43
Grading	Rubber Tired Dozers	1	8.00	255	0.40
Grading	Scrapers	0	8.00	361	0.48
Grading	Tractors/Loaders/Backhoes	2	8.00	97	0.37
Building Construction	Cranes	1	4.00	226	0.29
Building Construction	Forklifts	1	8.00	89	0.20
Building Construction	Generator Sets	1	8.00	84	0.74
Building Construction	Tractors/Loaders/Backhoes	2	7.00	97	0.37
Building Construction	Welders	2	8.00	46	0.45
Paving	Pavers	1	8.00	125	0.42
Paving	Paving Equipment	1	8.00	130	0.36
Paving	Rollers	0	8.00	80	0.38

Trips and VMT

Phase Name	Offroad Equipment Count	Worker Trip Number	Vendor Trip Number	Hauling Trip Number	Worker Trip Length	Vendor Trip Length	Hauling Trip Length	Worker Vehicle Class	Vendor Vehicle Class	Hauling Vehicle Class
Site Preparation	2	5.00	4.00	0.00	10.80	7.30	20.00	LD_Mix	HDT_Mix	HHDT
Grading	5	13.00	0.00	400.00	10.80	7.30	20.00	LD_Mix	HDT_Mix	HHDT
Building Construction	7	0.00	2.00	0.00	10.80	7.30	20.00	LD_Mix	HDT_Mix	HHDT
Paving	2	5.00	0.00	0.00	10.80	7.30	20.00	LD_Mix	HDT_Mix	HHDT

3.1 Mitigation Measures Construction

3.2 Site Preparation - 2019

Unmitigated Construction On-Site

	ROG	NOx	CO	SO2	Fugitive PM10	Exhaust PM10	PM10 Total	Fugitive PM2.5	Exhaust PM2.5	PM2.5 Total	Bio- CO2	NBio- CO2	Total CO2	CH4	N2O	CO2e
Category	lb/day										lb/day					
Fugitive Dust					6.0221	0.0000	6.0221	3.3102	0.0000	3.3102			0.0000			0.0000
Off-Road	1.2620	13.3891	10.8354	0.0120		0.6648	0.6648		0.6116	0.6116		1,189.7272	1,189.7272	0.3764		1,197.6319
Total	**1.2620**	**13.3891**	**10.8354**	**0.0120**	**6.0221**	**0.6648**	**6.6869**	**3.3102**	**0.6116**	**3.9219**		**1,189.7272**	**1,189.7272**	**0.3764**		**1,197.6319**

Unmitigated Construction Off-Site

	ROG	NOx	CO	SO2	Fugitive PM10	Exhaust PM10	PM10 Total	Fugitive PM2.5	Exhaust PM2.5	PM2.5 Total	Bio- CO2	NBio- CO2	Total CO2	CH4	N2O	CO2e
Category	lb/day										lb/day					
Hauling	0.0000	0.0000	0.0000	0.0000	0.0000	0.0000	0.0000	0.0000	0.0000	0.0000		0.0000	0.0000	0.0000		0.0000

Vendor	0.0337	0.2788	0.3782	9.5000e-004	0.0265	4.3000e-003	0.0308	7.5700e-003	3.9500e-003	0.0115		90.6238	90.6238	6.7000e-004		90.6378
Worker	0.0135	0.0157	0.1694	5.2000e-004	0.0411	2.9000e-004	0.0414	0.0109	2.7000e-004	0.0112		38.7326	38.7326	1.7600e-003		38.7696
Total	**0.0472**	**0.2945**	**0.5475**	**1.4700e-003**	**0.0676**	**4.5900e-003**	**0.0722**	**0.0185**	**4.2200e-003**	**0.0227**		**129.3564**	**129.3564**	**2.4300e-003**		**129.4074**

Mitigated Construction On-Site

	ROG	NOx	CO	SO2	Fugitive PM10	Exhaust PM10	PM10 Total	Fugitive PM2.5	Exhaust PM2.5	PM2.5 Total	Bio- CO2	NBio- CO2	Total CO2	CH4	N2O	CO2e
Category	lb/day										lb/day					
Fugitive Dust					6.0221	0.0000	6.0221	3.3102	0.0000	3.3102			0.0000			0.0000
Off-Road	1.2620	13.3891	10.8354	0.0120		0.6648	0.6648		0.6116	0.6116	0.0000	1,189.7272	1,189.7272	0.3764		1,197.6319
Total	**1.2620**	**13.3891**	**10.8354**	**0.0120**	**6.0221**	**0.6648**	**6.6869**	**3.3102**	**0.6116**	**3.9219**	**0.0000**	**1,189.7272**	**1,189.7272**	**0.3764**		**1,197.6319**

Mitigated Construction Off-Site

	ROG	NOx	CO	SO2	Fugitive PM10	Exhaust PM10	PM10 Total	Fugitive PM2.5	Exhaust PM2.5	PM2.5 Total	Bio- CO2	NBio- CO2	Total CO2	CH4	N2O	CO2e
Category	lb/day										lb/day					
Hauling	0.0000	0.0000	0.0000	0.0000	0.0000	0.0000	0.0000	0.0000	0.0000	0.0000		0.0000	0.0000	0.0000		0.0000
Vendor	0.0337	0.2788	0.3782	9.5000e-004	0.0265	4.3000e-003	0.0308	7.5700e-003	3.9500e-003	0.0115		90.6238	90.6238	6.7000e-004		90.6378
Worker	0.0135	0.0157	0.1694	5.2000e-004	0.0411	2.9000e-004	0.0414	0.0109	2.7000e-004	0.0112		38.7326	38.7326	1.7600e-003		38.7696
Total	**0.0472**	**0.2945**	**0.5475**	**1.4700e-003**	**0.0676**	**4.5900e-003**	**0.0722**	**0.0185**	**4.2200e-003**	**0.0227**		**129.3564**	**129.3564**	**2.4300e-003**		**129.4074**

3.3 Grading - 2019

Unmitigated Construction On-Site

	ROG	NOx	CO	SO2	Fugitive PM10	Exhaust PM10	PM10 Total	Fugitive PM2.5	Exhaust PM2.5	PM2.5 Total	Bio- CO2	NBio- CO2	Total CO2	CH4	N2O	CO2e
Category	lb/day										lb/day					
Fugitive Dust					6.3673	0.0000	6.3673	3.3475	0.0000	3.3475			0.0000			0.0000
Off-Road	1.8022	18.7275	16.6943	0.0209		0.9632	0.9632		0.8870	0.8870		2,055.8139	2,055.8139	0.6431		2,069.3191
Total	**1.8022**	**18.7275**	**16.6943**	**0.0209**	**6.3673**	**0.9632**	**7.3305**	**3.3475**	**0.8870**	**4.2345**		**2,055.8139**	**2,055.8139**	**0.6431**		**2,069.3191**

Unmitigated Construction Off-Site

	ROG	NOx	CO	SO2	Fugitive PM10	Exhaust PM10	PM10 Total	Fugitive PM2.5	Exhaust PM2.5	PM2.5 Total	Bio- CO2	NBio- CO2	Total CO2	CH4	N2O	CO2e
Category	lb/day										lb/day					
Hauling	0.1716	2.0615	1.7965	7.4500e-003	0.1743	0.0327	0.2070	0.0477	0.0301	0.0778		715.6787	715.6787	5.1000e-003		715.7858
Vendor	0.0000	0.0000	0.0000	0.0000	0.0000	0.0000	0.0000	0.0000	0.0000	0.0000		0.0000	0.0000	0.0000		0.0000
Worker	0.0350	0.0409	0.4404	1.3500e-003	0.1068	7.6000e-004	0.1076	0.0283	7.0000e-004	0.0290		100.7048	100.7048	4.5800e-003		100.8010
Total	**0.2066**	**2.1024**	**2.2369**	**8.8000e-003**	**0.2811**	**0.0335**	**0.3145**	**0.0761**	**0.0308**	**0.1069**		**816.3835**	**816.3835**	**9.6800e-003**		**816.5867**

Mitigated Construction On-Site

	ROG	NOx	CO	SO2	Fugitive PM10	Exhaust PM10	PM10 Total	Fugitive PM2.5	Exhaust PM2.5	PM2.5 Total	Bio- CO2	NBio- CO2	Total CO2	CH4	N2O	CO2e

Category	lb/day										lb/day					
Fugitive Dust					6.3673	0.0000	6.3673	3.3475	0.0000	3.3475			0.0000			0.0000
Off-Road	1.8022	18.7275	16.6943	0.0209		0.9632	0.9632		0.8870	0.8870	0.0000	2,055.8139	2,055.8139	0.6431		2,069.3191
Total	**1.8022**	**18.7275**	**16.6943**	**0.0209**	**6.3673**	**0.9632**	**7.3305**	**3.3475**	**0.8870**	**4.2345**	**0.0000**	**2,055.8139**	**2,055.8139**	**0.6431**		**2,069.3191**

Mitigated Construction Off-Site

	ROG	NOx	CO	SO2	Fugitive PM10	Exhaust PM10	PM10 Total	Fugitive PM2.5	Exhaust PM2.5	PM2.5 Total	Bio- CO2	NBio- CO2	Total CO2	CH4	N2O	CO2e
Category	lb/day										lb/day					
Hauling	0.1716	2.0615	1.7965	7.4500e-003	0.1743	0.0327	0.2070	0.0477	0.0301	0.0778		715.6787	715.6787	5.1000e-003		715.7858
Vendor	0.0000	0.0000	0.0000	0.0000	0.0000	0.0000	0.0000	0.0000	0.0000	0.0000		0.0000	0.0000	0.0000		0.0000
Worker	0.0350	0.0409	0.4404	1.3500e-003	0.1068	7.6000e-004	0.1076	0.0283	7.0000e-004	0.0290		100.7048	100.7048	4.5800e-003		100.8010
Total	**0.2066**	**2.1024**	**2.2369**	**8.8000e-003**	**0.2811**	**0.0335**	**0.3145**	**0.0761**	**0.0308**	**0.1069**		**816.3835**	**816.3835**	**9.6800e-003**		**816.5867**

3.4 Building Construction - 2019

Unmitigated Construction On-Site

	ROG	NOx	CO	SO2	Fugitive PM10	Exhaust PM10	PM10 Total	Fugitive PM2.5	Exhaust PM2.5	PM2.5 Total	Bio- CO2	NBio- CO2	Total CO2	CH4	N2O	CO2e
Category	lb/day										lb/day					
Off-Road	2.0283	15.4836	13.6830	0.0215		0.9335	0.9335		0.8928	0.8928		2,006.9320	2,006.9320	0.4154		2,015.6554
Total	**2.0283**	**15.4836**	**13.6830**	**0.0215**		**0.9335**	**0.9335**		**0.8928**	**0.8928**		**2,006.9320**	**2,006.9320**	**0.4154**		**2,015.6554**

Unmitigated Construction Off-Site

	ROG	NOx	CO	SO2	Fugitive PM10	Exhaust PM10	PM10 Total	Fugitive PM2.5	Exhaust PM2.5	PM2.5 Total	Bio- CO2	NBio- CO2	Total CO2	CH4	N2O	CO2e
Category	lb/day										lb/day					
Hauling	0.0000	0.0000	0.0000	0.0000	0.0000	0.0000	0.0000	0.0000	0.0000	0.0000		0.0000	0.0000	0.0000		0.0000
Vendor	0.0169	0.1394	0.1891	4.7000e-004	0.0133	2.1500e-003	0.0154	3.7900e-003	1.9800e-003	5.7600e-003		45.3119	45.3119	3.3000e-004		45.3189
Worker	0.0000	0.0000	0.0000	0.0000	0.0000	0.0000	0.0000	0.0000	0.0000	0.0000		0.0000	0.0000	0.0000		0.0000
Total	**0.0169**	**0.1394**	**0.1891**	**4.7000e-004**	**0.0133**	**2.1500e-003**	**0.0154**	**3.7900e-003**	**1.9800e-003**	**5.7600e-003**		**45.3119**	**45.3119**	**3.3000e-004**		**45.3189**

Mitigated Construction On-Site

	ROG	NOx	CO	SO2	Fugitive PM10	Exhaust PM10	PM10 Total	Fugitive PM2.5	Exhaust PM2.5	PM2.5 Total	Bio- CO2	NBio- CO2	Total CO2	CH4	N2O	CO2e
Category	lb/day										lb/day					
Off-Road	2.0283	15.4836	13.6830	0.0215		0.9335	0.9335		0.8928	0.8928	0.0000	2,006.9320	2,006.9320	0.4154		2,015.6554
Total	**2.0283**	**15.4836**	**13.6830**	**0.0215**		**0.9335**	**0.9335**		**0.8928**	**0.8928**	**0.0000**	**2,006.9320**	**2,006.9320**	**0.4154**		**2,015.6554**

Mitigated Construction Off-Site

	ROG	NOx	CO	SO2	Fugitive PM10	Exhaust PM10	PM10 Total	Fugitive PM2.5	Exhaust PM2.5	PM2.5 Total	Bio- CO2	NBio- CO2	Total CO2	CH4	N2O	CO2e
Category	lb/day										lb/day					
Hauling	0.0000	0.0000	0.0000	0.0000	0.0000	0.0000	0.0000	0.0000	0.0000	0.0000		0.0000	0.0000	0.0000		0.0000
Vendor	0.0169	0.1394	0.1891	4.7000e-004	0.0133	2.1500e-003	0.0154	3.7900e-003	1.9800e-003	5.7600e-003		45.3119	45.3119	3.3000e-004		45.3189
Worker	0.0000	0.0000	0.0000	0.0000	0.0000	0.0000	0.0000	0.0000	0.0000	0.0000		0.0000	0.0000	0.0000		0.0000
Total	**0.0169**	**0.1394**	**0.1891**	**4.7000e-004**	**0.0133**	**2.1500e-003**	**0.0154**	**3.7900e-003**	**1.9800e-003**	**5.7600e-003**		**45.3119**	**45.3119**	**3.3000e-004**		**45.3189**

3.4 Building Construction - 2020

Unmitigated Construction On-Site

	ROG	NOx	CO	SO2	Fugitive PM10	Exhaust PM10	PM10 Total	Fugitive PM2.5	Exhaust PM2.5	PM2.5 Total	Bio- CO2	NBio- CO2	Total CO2	CH4	N2O	CO2e
Category	lb/day										lb/day					
Off-Road	1.8157	14.2402	13.4441	0.0215		0.8084	0.8084		0.7733	0.7733		1,985.7131	1,985.7131	0.4029		1,994.1746
Total	**1.8157**	**14.2402**	**13.4441**	**0.0215**		**0.8084**	**0.8084**		**0.7733**	**0.7733**		**1,985.7131**	**1,985.7131**	**0.4029**		**1,994.1746**

Unmitigated Construction Off-Site

	ROG	NOx	CO	SO2	Fugitive PM10	Exhaust PM10	PM10 Total	Fugitive PM2.5	Exhaust PM2.5	PM2.5 Total	Bio- CO2	NBio- CO2	Total CO2	CH4	N2O	CO2e
Category	lb/day										lb/day					

Hauling	0.0000	0.0000	0.0000	0.0000	0.0000	0.0000	0.0000	0.0000	0.0000	0.0000		0.0000	0.0000	0.0000		0.0000
Vendor	0.0160	0.1188	0.1823	4.7000e-004	0.0133	1.9300e-003	0.0152	3.7900e-003	1.7700e-003	5.5600e-003		44.2762	44.2762	3.2000e-004		44.2829
Worker	0.0000	0.0000	0.0000	0.0000	0.0000	0.0000	0.0000	0.0000	0.0000	0.0000		0.0000	0.0000	0.0000		0.0000
Total	**0.0160**	**0.1188**	**0.1823**	**4.7000e-004**	**0.0133**	**1.9300e-003**	**0.0152**	**3.7900e-003**	**1.7700e-003**	**5.5600e-003**		**44.2762**	**44.2762**	**3.2000e-004**		**44.2829**

Mitigated Construction On-Site

	ROG	NOx	CO	SO2	Fugitive PM10	Exhaust PM10	PM10 Total	Fugitive PM2.5	Exhaust PM2.5	PM2.5 Total	Bio- CO2	NBio- CO2	Total CO2	CH4	N2O	CO2e
Category	lb/day										lb/day					
Off-Road	1.8157	14.2402	13.4441	0.0215		0.8084	0.8084		0.7733	0.7733	0.0000	1,985.7131	1,985.7131	0.4029		1,994.1746
Total	**1.8157**	**14.2402**	**13.4441**	**0.0215**		**0.8084**	**0.8084**		**0.7733**	**0.7733**	**0.0000**	**1,985.7131**	**1,985.7131**	**0.4029**		**1,994.1746**

Mitigated Construction Off-Site

	ROG	NOx	CO	SO2	Fugitive PM10	Exhaust PM10	PM10 Total	Fugitive PM2.5	Exhaust PM2.5	PM2.5 Total	Bio- CO2	NBio- CO2	Total CO2	CH4	N2O	CO2e
Category	lb/day										lb/day					
Hauling	0.0000	0.0000	0.0000	0.0000	0.0000	0.0000	0.0000	0.0000	0.0000	0.0000		0.0000	0.0000	0.0000		0.0000
Vendor	0.0160	0.1188	0.1823	4.7000e-004	0.0133	1.9300e-003	0.0152	3.7900e-003	1.7700e-003	5.5600e-003		44.2762	44.2762	3.2000e-004		44.2829
Worker	0.0000	0.0000	0.0000	0.0000	0.0000	0.0000	0.0000	0.0000	0.0000	0.0000		0.0000	0.0000	0.0000		0.0000
Total	**0.0160**	**0.1188**	**0.1823**	**4.7000e-004**	**0.0133**	**1.9300e-003**	**0.0152**	**3.7900e-003**	**1.7700e-003**	**5.5600e-003**		**44.2762**	**44.2762**	**3.2000e-004**		**44.2829**

3.4 Building Construction - 2021

Unmitigated Construction On-Site

	ROG	NOx	CO	SO2	Fugitive PM10	Exhaust PM10	PM10 Total	Fugitive PM2.5	Exhaust PM2.5	PM2.5 Total	Bio- CO2	NBio- CO2	Total CO2	CH4	N2O	CO2e
Category	lb/day										lb/day					
Off-Road	1.6218	13.0529	13.2156	0.0215		0.6916	0.6916		0.6615	0.6615		1,985.9184	1,985.9184	0.3924		1,994.1589
Total	**1.6218**	**13.0529**	**13.2156**	**0.0215**		**0.6916**	**0.6916**		**0.6615**	**0.6615**		**1,985.9184**	**1,985.9184**	**0.3924**		**1,994.1589**

Unmitigated Construction Off-Site

	ROG	NOx	CO	SO2	Fugitive PM10	Exhaust PM10	PM10 Total	Fugitive PM2.5	Exhaust PM2.5	PM2.5 Total	Bio- CO2	NBio- CO2	Total CO2	CH4	N2O	CO2e
Category	lb/day										lb/day					
Hauling	0.0000	0.0000	0.0000	0.0000	0.0000	0.0000	0.0000	0.0000	0.0000	0.0000		0.0000	0.0000	0.0000		0.0000
Vendor	0.0151	0.0974	0.1743	4.7000e-004	0.0133	1.7300e-003	0.0150	3.7900e-003	1.6000e-003	5.3800e-003		44.2058	44.2058	3.2000e-004		44.2125
Worker	0.0000	0.0000	0.0000	0.0000	0.0000	0.0000	0.0000	0.0000	0.0000	0.0000		0.0000	0.0000	0.0000		0.0000
Total	**0.0151**	**0.0974**	**0.1743**	**4.7000e-004**	**0.0133**	**1.7300e-003**	**0.0150**	**3.7900e-003**	**1.6000e-003**	**5.3800e-003**		**44.2058**	**44.2058**	**3.2000e-004**		**44.2125**

Mitigated Construction On-Site

	ROG	NOx	CO	SO2	Fugitive PM10	Exhaust PM10	PM10 Total	Fugitive PM2.5	Exhaust PM2.5	PM2.5 Total	Bio- CO2	NBio- CO2	Total CO2	CH4	N2O	CO2e
Category	lb/day										lb/day					
Off-Road	1.6218	13.0529	13.2156	0.0215		0.6916	0.6916		0.6615	0.6615	0.0000	1,985.9184	1,985.9184	0.3924		1,994.1589
Total	**1.6218**	**13.0529**	**13.2156**	**0.0215**		**0.6916**	**0.6916**		**0.6615**	**0.6615**	**0.0000**	**1,985.9184**	**1,985.9184**	**0.3924**		**1,994.1589**

Mitigated Construction Off-Site

	ROG	NOx	CO	SO2	Fugitive PM10	Exhaust PM10	PM10 Total	Fugitive PM2.5	Exhaust PM2.5	PM2.5 Total	Bio- CO2	NBio- CO2	Total CO2	CH4	N2O	CO2e
Category	lb/day										lb/day					
Hauling	0.0000	0.0000	0.0000	0.0000	0.0000	0.0000	0.0000	0.0000	0.0000	0.0000		0.0000	0.0000	0.0000		0.0000
Vendor	0.0151	0.0974	0.1743	4.7000e-004	0.0133	1.7300e-003	0.0150	3.7900e-003	1.6000e-003	5.3800e-003		44.2058	44.2058	3.2000e-004		44.2125
Worker	0.0000	0.0000	0.0000	0.0000	0.0000	0.0000	0.0000	0.0000	0.0000	0.0000		0.0000	0.0000	0.0000		0.0000
Total	**0.0151**	**0.0974**	**0.1743**	**4.7000e-004**	**0.0133**	**1.7300e-003**	**0.0150**	**3.7900e-003**	**1.6000e-003**	**5.3800e-003**		**44.2058**	**44.2058**	**3.2000e-004**		**44.2125**

3.5 Paving - 2021

Unmitigated Construction On-Site

	ROG	NOx	CO	SO2	Fugitive PM10	Exhaust PM10	PM10 Total	Fugitive PM2.5	Exhaust PM2.5	PM2.5 Total	Bio- CO2	NBio- CO2	Total CO2	CH4	N2O	CO2e
Category	lb/day										lb/day					
Off-Road	0.4259	4.4061	5.2960	8.5300e-003		0.2150	0.2150		0.1978	0.1978		826.0376	826.0376	0.2672		831.6479

Paving	0.0000					0.0000	0.0000		0.0000	0.0000			0.0000			0.0000
Total	**0.4259**	**4.4061**	**5.2960**	**8.5300e-003**		**0.2150**	**0.2150**		**0.1978**	**0.1978**		**826.0376**	**826.0376**	**0.2672**		**831.6479**

Unmitigated Construction Off-Site

	ROG	NOx	CO	SO2	Fugitive PM10	Exhaust PM10	PM10 Total	Fugitive PM2.5	Exhaust PM2.5	PM2.5 Total	Bio- CO2	NBio- CO2	Total CO2	CH4	N2O	CO2e
Category	lb/day										lb/day					
Hauling	0.0000	0.0000	0.0000	0.0000	0.0000	0.0000	0.0000	0.0000	0.0000	0.0000		0.0000	0.0000	0.0000		0.0000
Vendor	0.0000	0.0000	0.0000	0.0000	0.0000	0.0000	0.0000	0.0000	0.0000	0.0000		0.0000	0.0000	0.0000		0.0000
Worker	0.0121	0.0138	0.1507	5.2000e-004	0.0411	3.0000e-004	0.0414	0.0109	2.7000e-004	0.0112		36.5567	36.5567	1.6100e-003		36.5905
Total	**0.0121**	**0.0138**	**0.1507**	**5.2000e-004**	**0.0411**	**3.0000e-004**	**0.0414**	**0.0109**	**2.7000e-004**	**0.0112**		**36.5567**	**36.5567**	**1.6100e-003**		**36.5905**

Mitigated Construction On-Site

	ROG	NOx	CO	SO2	Fugitive PM10	Exhaust PM10	PM10 Total	Fugitive PM2.5	Exhaust PM2.5	PM2.5 Total	Bio- CO2	NBio- CO2	Total CO2	CH4	N2O	CO2e
Category	lb/day										lb/day					
Off-Road	0.4259	4.4061	5.2960	8.5300e-003		0.2150	0.2150		0.1978	0.1978	0.0000	826.0376	826.0376	0.2672		831.6479
Paving	0.0000					0.0000	0.0000		0.0000	0.0000			0.0000			0.0000
Total	**0.4259**	**4.4061**	**5.2960**	**8.5300e-003**		**0.2150**	**0.2150**		**0.1978**	**0.1978**	**0.0000**	**826.0376**	**826.0376**	**0.2672**		**831.6479**

Mitigated Construction Off-Site

	ROG	NOx	CO	SO2	Fugitive PM10	Exhaust PM10	PM10 Total	Fugitive PM2.5	Exhaust PM2.5	PM2.5 Total	Bio- CO2	NBio- CO2	Total CO2	CH4	N2O	CO2e
Category	lb/day										lb/day					
Hauling	0.0000	0.0000	0.0000	0.0000	0.0000	0.0000	0.0000	0.0000	0.0000	0.0000		0.0000	0.0000	0.0000		0.0000
Vendor	0.0000	0.0000	0.0000	0.0000	0.0000	0.0000	0.0000	0.0000	0.0000	0.0000		0.0000	0.0000	0.0000		0.0000
Worker	0.0121	0.0138	0.1507	5.2000e-004	0.0411	3.0000e-004	0.0414	0.0109	2.7000e-004	0.0112		36.5567	36.5567	1.6100e-003		36.5905
Total	**0.0121**	**0.0138**	**0.1507**	**5.2000e-004**	**0.0411**	**3.0000e-004**	**0.0414**	**0.0109**	**2.7000e-004**	**0.0112**		**36.5567**	**36.5567**	**1.6100e-003**		**36.5905**

4.0 Operational Detail - Mobile

4.1 Mitigation Measures Mobile

	ROG	NOx	CO	SO2	Fugitive PM10	Exhaust PM10	PM10 Total	Fugitive PM2.5	Exhaust PM2.5	PM2.5 Total	Bio- CO2	NBio- CO2	Total CO2	CH4	N2O	CO2e
Category	lb/day										lb/day					
Mitigated	0.0000	0.0000	0.0000	0.0000	0.0000	0.0000	0.0000	0.0000	0.0000	0.0000		0.0000	0.0000	0.0000		0.0000
Unmitigated	0.0000	0.0000	0.0000	0.0000	0.0000	0.0000	0.0000	0.0000	0.0000	0.0000		0.0000	0.0000	0.0000		0.0000

4.2 Trip Summary Information

	Average Daily Trip Rate			Unmitigated	Mitigated
Land Use	Weekday	Saturday	Sunday	Annual VMT	Annual VMT
User Defined Industrial	0.00	0.00	0.00		
Total	0.00	0.00	0.00		

4.3 Trip Type Information

	Miles			Trip %			Trip Purpose %		
Land Use	H-W or C-W	H-S or C-C	H-O or C-NW	H-W or C-W	H-S or C-C	H-O or C-NW	Primary	Diverted	Pass-by
User Defined Industrial	9.50	7.30	7.30	0.00	0.00	0.00	0	0	0

LDA	LDT1	LDT2	MDV	LHD1	LHD2	MHD	HHD	OBUS	UBUS	MCY	SBUS	MH
0.512811	0.073496	0.191363	0.130940	0.036084	0.005147	0.012550	0.023118	0.001871	0.002053	0.006546	0.000576	0.003444

5.0 Energy Detail

4.4 Fleet Mix

Historical Energy Use: N

5.1 Mitigation Measures Energy

	ROG	NOx	CO	SO2	Fugitive PM10	Exhaust PM10	PM10 Total	Fugitive PM2.5	Exhaust PM2.5	PM2.5 Total	Bio- CO2	NBio- CO2	Total CO2	CH4	N2O	CO2e
Category	lb/day										lb/day					
NaturalGas Mitigated	0.0000	0.0000	0.0000	0.0000		0.0000	0.0000		0.0000	0.0000		0.0000	0.0000	0.0000	0.0000	0.0000
NaturalGas Unmitigated	0.0000	0.0000	0.0000	0.0000		0.0000	0.0000		0.0000	0.0000		0.0000	0.0000	0.0000	0.0000	0.0000

5.2 Energy by Land Use - NaturalGas

Unmitigated

	NaturalGas Use	ROG	NOx	CO	SO2	Fugitive PM10	Exhaust PM10	PM10 Total	Fugitive PM2.5	Exhaust PM2.5	PM2.5 Total	Bio- CO2	NBio- CO2	Total CO2	CH4	N2O	CO2e

Land Use	kBTU/yr	lb/day										lb/day					
User Defined Industrial	0	0.0000	0.0000	0.0000	0.0000		0.0000	0.0000		0.0000	0.0000		0.0000	0.0000	0.0000	0.0000	0.0000
Total		**0.0000**	**0.0000**	**0.0000**	**0.0000**		**0.0000**	**0.0000**		**0.0000**	**0.0000**		**0.0000**	**0.0000**	**0.0000**	**0.0000**	**0.0000**

Mitigated

	NaturalGas Use	ROG	NOx	CO	SO2	Fugitive PM10	Exhaust PM10	PM10 Total	Fugitive PM2.5	Exhaust PM2.5	PM2.5 Total	Bio- CO2	NBio- CO2	Total CO2	CH4	N2O	CO2e
Land Use	kBTU/yr	lb/day										lb/day					
User Defined Industrial	0	0.0000	0.0000	0.0000	0.0000		0.0000	0.0000		0.0000	0.0000		0.0000	0.0000	0.0000	0.0000	0.0000
Total		**0.0000**	**0.0000**	**0.0000**	**0.0000**		**0.0000**	**0.0000**		**0.0000**	**0.0000**		**0.0000**	**0.0000**	**0.0000**	**0.0000**	**0.0000**

6.0 Area Detail

6.1 Mitigation Measures Area

	ROG	NOx	CO	SO2	Fugitive PM10	Exhaust PM10	PM10 Total	Fugitive PM2.5	Exhaust PM2.5	PM2.5 Total	Bio- CO2	NBio- CO2	Total CO2	CH4	N2O	CO2e
Category	lb/day										lb/day					
Mitigated	1.0000e-005	0.0000	1.0000e-004	0.0000		0.0000	0.0000		0.0000	0.0000		2.2000e-004	2.2000e-004	0.0000		2.3000e-004
Unmitigated	1.0000e-005	0.0000	1.0000e-004	0.0000		0.0000	0.0000		0.0000	0.0000		2.2000e-004	2.2000e-004	0.0000		2.3000e-004

6.2 Area by SubCategory

Unmitigated

	ROG	NOx	CO	SO2	Fugitive PM10	Exhaust PM10	PM10 Total	Fugitive PM2.5	Exhaust PM2.5	PM2.5 Total	Bio- CO2	NBio- CO2	Total CO2	CH4	N2O	CO2e
SubCategory	lb/day										lb/day					
Consumer Products	0.0000					0.0000	0.0000		0.0000	0.0000			0.0000			0.0000
Landscaping	1.0000e-005	0.0000	1.0000e-004	0.0000		0.0000	0.0000		0.0000	0.0000		2.2000e-004	2.2000e-004	0.0000		2.3000e-004
Architectural Coating	0.0000					0.0000	0.0000		0.0000	0.0000			0.0000			0.0000
Total	**1.0000e-005**	**0.0000**	**1.0000e-004**	**0.0000**		**0.0000**	**0.0000**		**0.0000**	**0.0000**		**2.2000e-004**	**2.2000e-004**	**0.0000**		**2.3000e-004**

Mitigated

	ROG	NOx	CO	SO2	Fugitive PM10	Exhaust PM10	PM10 Total	Fugitive PM2.5	Exhaust PM2.5	PM2.5 Total	Bio- CO2	NBio- CO2	Total CO2	CH4	N2O	CO2e
SubCategory	lb/day										lb/day					
Consumer Products	0.0000					0.0000	0.0000		0.0000	0.0000			0.0000			0.0000
Landscaping	1.0000e-005	0.0000	1.0000e-004	0.0000		0.0000	0.0000		0.0000	0.0000		2.2000e-004	2.2000e-004	0.0000		2.3000e-004
Architectural Coating	0.0000					0.0000	0.0000		0.0000	0.0000			0.0000			0.0000
Total	**1.0000e-005**	**0.0000**	**1.0000e-004**	**0.0000**		**0.0000**	**0.0000**		**0.0000**	**0.0000**		**2.2000e-004**	**2.2000e-004**	**0.0000**		**2.3000e-004**

7.0 Water Detail

7.1 Mitigation Measures Water

8.0 Waste Detail

8.1 Mitigation Measures Waste

9.0 Operational Offroad

Equipment Type	Number	Hours/Day	Days/Year	Horse Power	Load Factor	Fuel Type

10.0 Vegetation

NC Cogen Expansion Const

San Diego Air Basin, Summer

1.0 Project Characteristics

1.1 Land Usage

Land Uses	Size	Metric	Lot Acreage	Floor Surface Area	Population
User Defined Industrial	1.00	User Defined Unit	0.00	0.00	0

1.2 Other Project Characteristics

Urbanization	Urban	**Wind Speed (m/s)**	2.6	**Precipitation Freq (Days)**	40
Climate Zone	13			**Operational Year**	2022
Utility Company	San Diego Gas & Electric				
CO2 Intensity (lb/MWhr)	720.49	**CH4 Intensity (lb/MWhr)**	0.029	**N2O Intensity (lb/MWhr)**	0.006

1.3 User Entered Comments & Non-Default Data

Project Characteristics -

Land Use -

Construction Phase - Modified

Off-road Equipment - Modified

Off-road Equipment - Modified

Off-road Equipment - Modified

Trips and VMT - Modified

Table Name	Column Name	Default Value	New Value
tblConstructionPhase	NumDays	0.00	287.00
tblConstructionPhase	NumDays	0.00	20.00
tblConstructionPhase	NumDays	0.00	20.00

tblGrading	MaterialExported	0.00	160.00
tblOffRoadEquipment	OffRoadEquipmentUnitAmount	4.00	0.00
tblOffRoadEquipment	OffRoadEquipmentUnitAmount	2.00	1.00
tblOffRoadEquipment	OffRoadEquipmentUnitAmount	1.00	0.00
tblOffRoadEquipment	OffRoadEquipmentUnitAmount	1.00	0.00
tblOffRoadEquipment	OffRoadEquipmentUnitAmount	1.00	0.00
tblProjectCharacteristics	OperationalYear	2014	2022
tblTripsAndVMT	HaulingTripNumber	20.00	200.00
tblTripsAndVMT	VendorTripNumber	0.00	4.00
tblTripsAndVMT	VendorTripNumber	0.00	2.00
tblTripsAndVMT	WorkerTripNumber	0.00	18.00

2.0 Emissions Summary

2.1 Overall Construction (Maximum Daily Emission)

Unmitigated Construction

	ROG	NOx	CO	SO2	Fugitive PM10	Exhaust PM10	PM10 Total	Fugitive PM2.5	Exhaust PM2.5	PM2.5 Total	Bio- CO2	NBio- CO2	Total CO2	CH4	N2O	CO2e
Year	lb/day										lb/day					
2020	1.8938	14.6137	14.4720	0.0242	6.2651	0.8205	6.9007	3.3766	0.7844	3.9614	0.0000	2,201.9975	2,201.9975	0.4216	0.0000	2,210.8518
2021	1.6950	13.3792	14.2054	0.0242	0.1611	0.7014	0.8625	0.0430	0.6706	0.7136	0.0000	2,199.9455	2,199.9455	0.4109	0.0000	2,208.5741
2022	1.5367	12.1759	14.0152	0.0242	0.1611	0.5951	0.7562	0.0430	0.5695	0.6125	0.0000	2,198.4390	2,198.4390	0.4043	0.0000	2,206.9297
Total	**5.1255**	**40.1688**	**42.6926**	**0.0727**	**6.5874**	**2.1170**	**8.5195**	**3.4626**	**2.0245**	**5.2874**	**0.0000**	**6,600.3820**	**6,600.3820**	**1.2368**	**0.0000**	**6,626.3556**

Mitigated Construction

	ROG	NOx	CO	SO2	Fugitive PM10	Exhaust PM10	PM10 Total	Fugitive PM2.5	Exhaust PM2.5	PM2.5 Total	Bio- CO2	NBio- CO2	Total CO2	CH4	N2O	CO2e
Year	lb/day										lb/day					
2020	1.8938	14.6137	14.4720	0.0242	6.2651	0.8205	6.9007	3.3766	0.7844	3.9614	0.0000	2,201.9975	2,201.9975	0.4216	0.0000	2,210.8518
2021	1.6950	13.3792	14.2054	0.0242	0.1611	0.7014	0.8625	0.0430	0.6706	0.7136	0.0000	2,199.9455	2,199.9455	0.4109	0.0000	2,208.5741
2022	1.5367	12.1759	14.0152	0.0242	0.1611	0.5951	0.7562	0.0430	0.5695	0.6125	0.0000	2,198.4390	2,198.4390	0.4043	0.0000	2,206.9297
Total	**5.1255**	**40.1688**	**42.6926**	**0.0727**	**6.5874**	**2.1170**	**8.5195**	**3.4626**	**2.0245**	**5.2874**	**0.0000**	**6,600.3820**	**6,600.3820**	**1.2368**	**0.0000**	**6,626.3555**

	ROG	**NOx**	**CO**	**SO2**	**Fugitive PM10**	**Exhaust PM10**	**PM10 Total**	**Fugitive PM2.5**	**Exhaust PM2.5**	**PM2.5 Total**	**Bio- CO2**	**NBio-CO2**	**Total CO2**	**CH4**	**N20**	**CO2e**
Percent Reduction	**0.00**	**0.00**	**0.00**	**0.00**	**0.00**	**0.00**	**0.00**	**0.00**	**0.00**	**0.00**	**0.00**	**0.00**	**0.00**	**0.00**	**0.00**	**0.00**

2.2 Overall Operational

Unmitigated Operational

	ROG	NOx	CO	SO2	Fugitive PM10	Exhaust PM10	PM10 Total	Fugitive PM2.5	Exhaust PM2.5	PM2.5 Total	Bio- CO2	NBio- CO2	Total CO2	CH4	N2O	CO2e
Category	lb/day										lb/day					
Area	1.0000e-005	0.0000	1.0000e-004	0.0000		0.0000	0.0000		0.0000	0.0000		2.2000e-004	2.2000e-004	0.0000		2.3000e-004
Energy	0.0000	0.0000	0.0000	0.0000		0.0000	0.0000		0.0000	0.0000		0.0000	0.0000	0.0000	0.0000	0.0000
Mobile	0.0000	0.0000	0.0000	0.0000	0.0000	0.0000	0.0000	0.0000	0.0000	0.0000		0.0000	0.0000	0.0000		0.0000
Total	**1.0000e-005**	**0.0000**	**1.0000e-004**	**0.0000**	**0.0000**	**0.0000**	**0.0000**	**0.0000**	**0.0000**	**0.0000**		**2.2000e-004**	**2.2000e-004**	**0.0000**	**0.0000**	**2.3000e-004**

Mitigated Operational

	ROG	NOx	CO	SO2	Fugitive PM10	Exhaust PM10	PM10 Total	Fugitive PM2.5	Exhaust PM2.5	PM2.5 Total	Bio- CO2	NBio- CO2	Total CO2	CH4	N2O	CO2e
Category	lb/day										lb/day					
Area	1.0000e-005	0.0000	1.0000e-004	0.0000		0.0000	0.0000		0.0000	0.0000		2.2000e-004	2.2000e-004	0.0000		2.3000e-004
Energy	0.0000	0.0000	0.0000	0.0000		0.0000	0.0000		0.0000	0.0000		0.0000	0.0000	0.0000	0.0000	0.0000
Mobile	0.0000	0.0000	0.0000	0.0000	0.0000	0.0000	0.0000	0.0000	0.0000	0.0000		0.0000	0.0000	0.0000		0.0000
Total	**1.0000e-005**	**0.0000**	**1.0000e-004**	**0.0000**	**0.0000**	**0.0000**	**0.0000**	**0.0000**	**0.0000**	**0.0000**		**2.2000e-004**	**2.2000e-004**	**0.0000**	**0.0000**	**2.3000e-004**

	ROG	**NOx**	**CO**	**SO2**	**Fugitive PM10**	**Exhaust PM10**	**PM10 Total**	**Fugitive PM2.5**	**Exhaust PM2.5**	**PM2.5 Total**	**Bio- CO2**	**NBio-CO2**	**Total CO2**	**CH4**	**N20**	**CO2e**
Percent Reduction	**0.00**	**0.00**	**0.00**	**0.00**	**0.00**	**0.00**	**0.00**	**0.00**	**0.00**	**0.00**	**0.00**	**0.00**	**0.00**	**0.00**	**0.00**	**0.00**

3.0 Construction Detail

Construction Phase

Phase Number	Phase Name	Phase Type	Start Date	End Date	Num Days Week	Num Days	Phase Description
1	Site Preparation	Site Preparation	11/15/2020	12/11/2020	5	20	
2	Building Construction	Building Construction	12/12/2020	1/18/2022	5	287	
3	Paving	Paving	1/19/2022	2/15/2022	5	20	

Acres of Grading (Site Preparation Phase): 0

Acres of Grading (Grading Phase): 0

Acres of Paving: 0

Residential Indoor: 0; Residential Outdoor: 0; Non-Residential Indoor: 0; Non-Residential Outdoor: 0 (Architectural Coating – sqft)

OffRoad Equipment

Phase Name	Offroad Equipment Type	Amount	Usage Hours	Horse Power	Load Factor
Site Preparation	Graders	0	8.00	174	0.41
Site Preparation	Rubber Tired Dozers	1	8.00	255	0.40
Site Preparation	Tractors/Loaders/Backhoes	1	8.00	97	0.37
Building Construction	Cranes	1	4.00	226	0.29
Building Construction	Forklifts	1	6.00	89	0.20
Building Construction	Generator Sets	1	8.00	84	0.74
Building Construction	Tractors/Loaders/Backhoes	2	8.00	97	0.37
Building Construction	Welders	2	8.00	46	0.45
Paving	Cement and Mortar Mixers	0	6.00	9	0.56
Paving	Pavers	1	7.00	125	0.42
Paving	Paving Equipment	1	8.00	130	0.36
Paving	Rollers	0	7.00	80	0.38
Paving	Tractors/Loaders/Backhoes	0	7.00	97	0.37

Trips and VMT

Phase Name	Offroad Equipment Count	Worker Trip Number	Vendor Trip Number	Hauling Trip Number	Worker Trip Length	Vendor Trip Length	Hauling Trip Length	Worker Vehicle Class	Vendor Vehicle Class	Hauling Vehicle Class
Site Preparation	2	5.00	4.00	200.00	10.80	7.30	20.00	LD_Mix	HDT_Mix	HHDT
Building Construction	7	18.00	2.00	0.00	10.80	7.30	20.00	LD_Mix	HDT_Mix	HHDT
Paving	2	5.00	0.00	0.00	10.80	7.30	20.00	LD_Mix	HDT_Mix	HHDT

3.1 Mitigation Measures Construction

3.2 Site Preparation - 2020

Unmitigated Construction On-Site

	ROG	NOx	CO	SO2	Fugitive PM10	Exhaust PM10	PM10 Total	Fugitive PM2.5	Exhaust PM2.5	PM2.5 Total	Bio- CO2	NBio- CO2	Total CO2	CH4	N2O	CO2e

Category	lb/day										lb/day					
Fugitive Dust					6.0232	0.0000	6.0232	3.3104	0.0000	3.3104			0.0000			0.0000
Off-Road	1.1718	12.2530	10.2156	0.0120		0.5993	0.5993		0.5513	0.5513		1,163.8377	1,163.8377	0.3764		1,171.7423
Total	**1.1718**	**12.2530**	**10.2156**	**0.0120**	**6.0232**	**0.5993**	**6.6225**	**3.3104**	**0.5513**	**3.8617**		**1,163.8377**	**1,163.8377**	**0.3764**		**1,171.7423**

Unmitigated Construction Off-Site

	ROG	NOx	CO	SO2	Fugitive PM10	Exhaust PM10	PM10 Total	Fugitive PM2.5	Exhaust PM2.5	PM2.5 Total	Bio- CO2	NBio- CO2	Total CO2	CH4	N2O	CO2e
Category	lb/day										lb/day					
Hauling	0.1675	1.7709	1.7651	7.4400e-003	0.1743	0.0322	0.2065	0.0477	0.0297	0.0774		699.3174	699.3174	5.0900e-003		699.4243
Vendor	0.0319	0.2375	0.3645	9.5000e-004	0.0265	3.8500e-003	0.0304	7.5700e-003	3.5400e-003	0.0111		88.5524	88.5524	6.4000e-004		88.5659
Worker	0.0127	0.0147	0.1586	5.2000e-004	0.0411	2.9000e-004	0.0414	0.0109	2.7000e-004	0.0112		37.1733	37.1733	1.6700e-003		37.2085
Total	**0.2121**	**2.0231**	**2.2881**	**8.9100e-003**	**0.2419**	**0.0364**	**0.2783**	**0.0662**	**0.0335**	**0.0996**		**825.0431**	**825.0431**	**7.4000e-003**		**825.1987**

Mitigated Construction On-Site

	ROG	NOx	CO	SO2	Fugitive PM10	Exhaust PM10	PM10 Total	Fugitive PM2.5	Exhaust PM2.5	PM2.5 Total	Bio- CO2	NBio- CO2	Total CO2	CH4	N2O	CO2e
Category	lb/day										lb/day					
Fugitive Dust					6.0232	0.0000	6.0232	3.3104	0.0000	3.3104			0.0000			0.0000
Off-Road	1.1718	12.2530	10.2156	0.0120		0.5993	0.5993		0.5513	0.5513	0.0000	1,163.8377	1,163.8377	0.3764		1,171.7423

Total	**1.1718**	**12.2530**	**10.2156**	**0.0120**	**6.0232**	**0.5993**	**6.6225**	**3.3104**	**0.5513**	**3.8617**	**0.0000**	**1,163.8377**	**1,163.8377**	**0.3764**		**1,171.7423**

Mitigated Construction Off-Site

	ROG	NOx	CO	SO2	Fugitive PM10	Exhaust PM10	PM10 Total	Fugitive PM2.5	Exhaust PM2.5	PM2.5 Total	Bio- CO2	NBio- CO2	Total CO2	CH4	N2O	CO2e
Category	lb/day										lb/day					
Hauling	0.1675	1.7709	1.7651	7.4400e-003	0.1743	0.0322	0.2065	0.0477	0.0297	0.0774		699.3174	699.3174	5.0900e-003		699.4243
Vendor	0.0319	0.2375	0.3645	9.5000e-004	0.0265	3.8500e-003	0.0304	7.5700e-003	3.5400e-003	0.0111		88.5524	88.5524	6.4000e-004		88.5659
Worker	0.0127	0.0147	0.1586	5.2000e-004	0.0411	2.9000e-004	0.0414	0.0109	2.7000e-004	0.0112		37.1733	37.1733	1.6700e-003		37.2085
Total	**0.2121**	**2.0231**	**2.2881**	**8.9100e-003**	**0.2419**	**0.0364**	**0.2783**	**0.0662**	**0.0335**	**0.0996**		**825.0431**	**825.0431**	**7.4000e-003**		**825.1987**

3.3 Building Construction - 2020

Unmitigated Construction On-Site

	ROG	NOx	CO	SO2	Fugitive PM10	Exhaust PM10	PM10 Total	Fugitive PM2.5	Exhaust PM2.5	PM2.5 Total	Bio- CO2	NBio- CO2	Total CO2	CH4	N2O	CO2e
Category	lb/day										lb/day					
Off-Road	1.8320	14.4421	13.7190	0.0219		0.8175	0.8175		0.7817	0.7817		2,023.8975	2,023.8975	0.4153		2,032.6183
Total	**1.8320**	**14.4421**	**13.7190**	**0.0219**		**0.8175**	**0.8175**		**0.7817**	**0.7817**		**2,023.8975**	**2,023.8975**	**0.4153**		**2,032.6183**

Unmitigated Construction Off-Site

	ROG	NOx	CO	SO2	Fugitive PM10	Exhaust PM10	PM10 Total	Fugitive PM2.5	Exhaust PM2.5	PM2.5 Total	Bio- CO2	NBio- CO2	Total CO2	CH4	N2O	CO2e
Category	lb/day										lb/day					
Hauling	0.0000	0.0000	0.0000	0.0000	0.0000	0.0000	0.0000	0.0000	0.0000	0.0000		0.0000	0.0000	0.0000		0.0000
Vendor	0.0160	0.1188	0.1823	4.7000e-004	0.0133	1.9300e-003	0.0152	3.7900e-003	1.7700e-003	5.5600e-003		44.2762	44.2762	3.2000e-004		44.2829
Worker	0.0459	0.0529	0.5708	1.8700e-003	0.1479	1.0500e-003	0.1489	0.0392	9.7000e-004	0.0402		133.8239	133.8239	6.0300e-003		133.9505
Total	**0.0618**	**0.1716**	**0.7531**	**2.3400e-003**	**0.1611**	**2.9800e-003**	**0.1641**	**0.0430**	**2.7400e-003**	**0.0458**		**178.1001**	**178.1001**	**6.3500e-003**		**178.2335**

Mitigated Construction On-Site

	ROG	NOx	CO	SO2	Fugitive PM10	Exhaust PM10	PM10 Total	Fugitive PM2.5	Exhaust PM2.5	PM2.5 Total	Bio- CO2	NBio- CO2	Total CO2	CH4	N2O	CO2e
Category	lb/day										lb/day					
Off-Road	1.8320	14.4421	13.7190	0.0219		0.8175	0.8175		0.7817	0.7817	0.0000	2,023.8975	2,023.8975	0.4153		2,032.6183
Total	**1.8320**	**14.4421**	**13.7190**	**0.0219**		**0.8175**	**0.8175**		**0.7817**	**0.7817**	**0.0000**	**2,023.8975**	**2,023.8975**	**0.4153**		**2,032.6183**

Mitigated Construction Off-Site

	ROG	NOx	CO	SO2	Fugitive PM10	Exhaust PM10	PM10 Total	Fugitive PM2.5	Exhaust PM2.5	PM2.5 Total	Bio- CO2	NBio- CO2	Total CO2	CH4	N2O	CO2e
Category	lb/day										lb/day					

Hauling	0.0000	0.0000	0.0000	0.0000	0.0000	0.0000	0.0000	0.0000	0.0000	0.0000		0.0000	0.0000	0.0000		0.0000
Vendor	0.0160	0.1188	0.1823	4.7000e-004	0.0133	1.9300e-003	0.0152	3.7900e-003	1.7700e-003	5.5600e-003		44.2762	44.2762	3.2000e-004		44.2829
Worker	0.0459	0.0529	0.5708	1.8700e-003	0.1479	1.0500e-003	0.1489	0.0392	9.7000e-004	0.0402		133.8239	133.8239	6.0300e-003		133.9505
Total	**0.0618**	**0.1716**	**0.7531**	**2.3400e-003**	**0.1611**	**2.9800e-003**	**0.1641**	**0.0430**	**2.7400e-003**	**0.0458**		**178.1001**	**178.1001**	**6.3500e-003**		**178.2335**

3.3 Building Construction - 2021

Unmitigated Construction On-Site

	ROG	NOx	CO	SO2	Fugitive PM10	Exhaust PM10	PM10 Total	Fugitive PM2.5	Exhaust PM2.5	PM2.5 Total	Bio- CO2	NBio- CO2	Total CO2	CH4	N2O	CO2e
Category	lb/day										lb/day					
Off-Road	1.6362	13.2321	13.4887	0.0219		0.6986	0.6986		0.6680	0.6680		2,024.1357	2,024.1357	0.4048		2,032.6358
Total	**1.6362**	**13.2321**	**13.4887**	**0.0219**		**0.6986**	**0.6986**		**0.6680**	**0.6680**		**2,024.1357**	**2,024.1357**	**0.4048**		**2,032.6358**

Unmitigated Construction Off-Site

	ROG	NOx	CO	SO2	Fugitive PM10	Exhaust PM10	PM10 Total	Fugitive PM2.5	Exhaust PM2.5	PM2.5 Total	Bio- CO2	NBio- CO2	Total CO2	CH4	N2O	CO2e
Category	lb/day										lb/day					
Hauling	0.0000	0.0000	0.0000	0.0000	0.0000	0.0000	0.0000	0.0000	0.0000	0.0000		0.0000	0.0000	0.0000		0.0000
Vendor	0.0151	0.0974	0.1743	4.7000e-004	0.0133	1.7300e-003	0.0150	3.7900e-003	1.6000e-003	5.3800e-003		44.2058	44.2058	3.2000e-004		44.2125
Worker	0.0437	0.0497	0.5424	1.8800e-003	0.1479	1.0700e-003	0.1489	0.0392	9.9000e-004	0.0402		131.6040	131.6040	5.8000e-003		131.7258
Total	**0.0587**	**0.1471**	**0.7167**	**2.3500e-003**	**0.1611**	**2.8000e-003**	**0.1639**	**0.0430**	**2.5900e-003**	**0.0456**		**175.8098**	**175.8098**	**6.1200e-003**		**175.9383**

Mitigated Construction On-Site

	ROG	NOx	CO	SO2	Fugitive PM10	Exhaust PM10	PM10 Total	Fugitive PM2.5	Exhaust PM2.5	PM2.5 Total	Bio- CO2	NBio- CO2	Total CO2	CH4	N2O	CO2e
Category	lb/day										lb/day					
Off-Road	1.6362	13.2321	13.4887	0.0219		0.6986	0.6986		0.6680	0.6680	0.0000	2,024.1357	2,024.1357	0.4048		2,032.6358
Total	**1.6362**	**13.2321**	**13.4887**	**0.0219**		**0.6986**	**0.6986**		**0.6680**	**0.6680**	**0.0000**	**2,024.1357**	**2,024.1357**	**0.4048**		**2,032.6358**

Mitigated Construction Off-Site

	ROG	NOx	CO	SO2	Fugitive PM10	Exhaust PM10	PM10 Total	Fugitive PM2.5	Exhaust PM2.5	PM2.5 Total	Bio- CO2	NBio- CO2	Total CO2	CH4	N2O	CO2e
Category	lb/day										lb/day					
Hauling	0.0000	0.0000	0.0000	0.0000	0.0000	0.0000	0.0000	0.0000	0.0000	0.0000		0.0000	0.0000	0.0000		0.0000
Vendor	0.0151	0.0974	0.1743	4.7000e-004	0.0133	1.7300e-003	0.0150	3.7900e-003	1.6000e-003	5.3800e-003		44.2058	44.2058	3.2000e-004		44.2125
Worker	0.0437	0.0497	0.5424	1.8800e-003	0.1479	1.0700e-003	0.1489	0.0392	9.9000e-004	0.0402		131.6040	131.6040	5.8000e-003		131.7258
Total	**0.0587**	**0.1471**	**0.7167**	**2.3500e-003**	**0.1611**	**2.8000e-003**	**0.1639**	**0.0430**	**2.5900e-003**	**0.0456**		**175.8098**	**175.8098**	**6.1200e-003**		**175.9383**

3.3 Building Construction - 2022

Unmitigated Construction On-Site

	ROG	NOx	CO	SO2	Fugitive PM10	Exhaust PM10	PM10 Total	Fugitive PM2.5	Exhaust PM2.5	PM2.5 Total	Bio- CO2	NBio- CO2	Total CO2	CH4	N2O	CO2e
Category	lb/day										lb/day					
Off-Road	1.4805	12.0434	13.3345	0.0219		0.5923	0.5923		0.5669	0.5669		2,024.8583	2,024.8583	0.3984		2,033.2252
Total	**1.4805**	**12.0434**	**13.3345**	**0.0219**		**0.5923**	**0.5923**		**0.5669**	**0.5669**		**2,024.8583**	**2,024.8583**	**0.3984**		**2,033.2252**

Unmitigated Construction Off-Site

	ROG	NOx	CO	SO2	Fugitive PM10	Exhaust PM10	PM10 Total	Fugitive PM2.5	Exhaust PM2.5	PM2.5 Total	Bio- CO2	NBio- CO2	Total CO2	CH4	N2O	CO2e
Category	lb/day										lb/day					
Hauling	0.0000	0.0000	0.0000	0.0000	0.0000	0.0000	0.0000	0.0000	0.0000	0.0000		0.0000	0.0000	0.0000		0.0000
Vendor	0.0145	0.0856	0.1681	4.7000e-004	0.0133	1.7100e-003	0.0150	3.7900e-003	1.5700e-003	5.3600e-003		44.1601	44.1601	3.3000e-004		44.1670
Worker	0.0416	0.0469	0.5127	1.8800e-003	0.1479	1.0700e-003	0.1489	0.0392	1.0000e-003	0.0402		129.4206	129.4206	5.5700e-003		129.5375
Total	**0.0562**	**0.1325**	**0.6808**	**2.3500e-003**	**0.1611**	**2.7800e-003**	**0.1639**	**0.0430**	**2.5700e-003**	**0.0456**		**173.5807**	**173.5807**	**5.9000e-003**		**173.7045**

Mitigated Construction On-Site

	ROG	NOx	CO	SO2	Fugitive PM10	Exhaust PM10	PM10 Total	Fugitive PM2.5	Exhaust PM2.5	PM2.5 Total	Bio- CO2	NBio- CO2	Total CO2	CH4	N2O	CO2e
Category	lb/day										lb/day					
Off-Road	1.4805	12.0434	13.3345	0.0219		0.5923	0.5923		0.5669	0.5669	0.0000	2,024.8583	2,024.8583	0.3984		2,033.2252

Total	**1.4805**	**12.0434**	**13.3345**	**0.0219**		**0.5923**	**0.5923**		**0.5669**	**0.5669**	**0.0000**	**2,024.8583**	**2,024.8583**	**0.3984**		**2,033.2252**

Mitigated Construction Off-Site

	ROG	NOx	CO	SO2	Fugitive PM10	Exhaust PM10	PM10 Total	Fugitive PM2.5	Exhaust PM2.5	PM2.5 Total	Bio- CO2	NBio- CO2	Total CO2	CH4	N2O	CO2e
Category	lb/day										lb/day					
Hauling	0.0000	0.0000	0.0000	0.0000	0.0000	0.0000	0.0000	0.0000	0.0000	0.0000		0.0000	0.0000	0.0000		0.0000
Vendor	0.0145	0.0856	0.1681	4.7000e-004	0.0133	1.7100e-003	0.0150	3.7900e-003	1.5700e-003	5.3600e-003		44.1601	44.1601	3.3000e-004		44.1670
Worker	0.0416	0.0469	0.5127	1.8800e-003	0.1479	1.0700e-003	0.1489	0.0392	1.0000e-003	0.0402		129.4206	129.4206	5.5700e-003		129.5375
Total	**0.0562**	**0.1325**	**0.6808**	**2.3500e-003**	**0.1611**	**2.7800e-003**	**0.1639**	**0.0430**	**2.5700e-003**	**0.0456**		**173.5807**	**173.5807**	**5.9000e-003**		**173.7045**

3.4 Paving - 2022

Unmitigated Construction On-Site

	ROG	NOx	CO	SO2	Fugitive PM10	Exhaust PM10	PM10 Total	Fugitive PM2.5	Exhaust PM2.5	PM2.5 Total	Bio- CO2	NBio- CO2	Total CO2	CH4	N2O	CO2e
Category	lb/day										lb/day					
Off-Road	0.3496	3.4772	4.9338	7.9700e-003		0.1674	0.1674		0.1540	0.1540		771.5211	771.5211	0.2495		776.7612
Paving	0.0000					0.0000	0.0000		0.0000	0.0000			0.0000			0.0000
Total	**0.3496**	**3.4772**	**4.9338**	**7.9700e-003**		**0.1674**	**0.1674**		**0.1540**	**0.1540**		**771.5211**	**771.5211**	**0.2495**		**776.7612**

Unmitigated Construction Off-Site

	ROG	NOx	CO	SO2	Fugitive PM10	Exhaust PM10	PM10 Total	Fugitive PM2.5	Exhaust PM2.5	PM2.5 Total	Bio- CO2	NBio- CO2	Total CO2	CH4	N2O	CO2e
Category	lb/day										lb/day					
Hauling	0.0000	0.0000	0.0000	0.0000	0.0000	0.0000	0.0000	0.0000	0.0000	0.0000		0.0000	0.0000	0.0000		0.0000
Vendor	0.0000	0.0000	0.0000	0.0000	0.0000	0.0000	0.0000	0.0000	0.0000	0.0000		0.0000	0.0000	0.0000		0.0000
Worker	0.0116	0.0130	0.1424	5.2000e-004	0.0411	3.0000e-004	0.0414	0.0109	2.8000e-004	0.0112		35.9502	35.9502	1.5500e-003		35.9826
Total	**0.0116**	**0.0130**	**0.1424**	**5.2000e-004**	**0.0411**	**3.0000e-004**	**0.0414**	**0.0109**	**2.8000e-004**	**0.0112**		**35.9502**	**35.9502**	**1.5500e-003**		**35.9826**

Mitigated Construction On-Site

	ROG	NOx	CO	SO2	Fugitive PM10	Exhaust PM10	PM10 Total	Fugitive PM2.5	Exhaust PM2.5	PM2.5 Total	Bio- CO2	NBio- CO2	Total CO2	CH4	N2O	CO2e
Category	lb/day										lb/day					
Off-Road	0.3496	3.4772	4.9338	7.9700e-003		0.1674	0.1674		0.1540	0.1540	0.0000	771.5211	771.5211	0.2495		776.7612
Paving	0.0000					0.0000	0.0000		0.0000	0.0000			0.0000			0.0000
Total	**0.3496**	**3.4772**	**4.9338**	**7.9700e-003**		**0.1674**	**0.1674**		**0.1540**	**0.1540**	**0.0000**	**771.5211**	**771.5211**	**0.2495**		**776.7612**

Mitigated Construction Off-Site

	ROG	NOx	CO	SO2	Fugitive PM10	Exhaust PM10	PM10 Total	Fugitive PM2.5	Exhaust PM2.5	PM2.5 Total	Bio- CO2	NBio- CO2	Total CO2	CH4	N2O	CO2e
Category	lb/day										lb/day					

Hauling	0.0000	0.0000	0.0000	0.0000	0.0000	0.0000	0.0000	0.0000	0.0000	0.0000		0.0000	0.0000	0.0000		0.0000
Vendor	0.0000	0.0000	0.0000	0.0000	0.0000	0.0000	0.0000	0.0000	0.0000	0.0000		0.0000	0.0000	0.0000		0.0000
Worker	0.0116	0.0130	0.1424	5.2000e-004	0.0411	3.0000e-004	0.0414	0.0109	2.8000e-004	0.0112		35.9502	35.9502	1.5500e-003		35.9826
Total	**0.0116**	**0.0130**	**0.1424**	**5.2000e-004**	**0.0411**	**3.0000e-004**	**0.0414**	**0.0109**	**2.8000e-004**	**0.0112**		**35.9502**	**35.9502**	**1.5500e-003**		**35.9826**

4.0 Operational Detail - Mobile

4.1 Mitigation Measures Mobile

	ROG	NOx	CO	SO2	Fugitive PM10	Exhaust PM10	PM10 Total	Fugitive PM2.5	Exhaust PM2.5	PM2.5 Total	Bio- CO2	NBio- CO2	Total CO2	CH4	N2O	CO2e
Category	lb/day										lb/day					
Mitigated	0.0000	0.0000	0.0000	0.0000	0.0000	0.0000	0.0000	0.0000	0.0000	0.0000		0.0000	0.0000	0.0000		0.0000
Unmitigated	0.0000	0.0000	0.0000	0.0000	0.0000	0.0000	0.0000	0.0000	0.0000	0.0000		0.0000	0.0000	0.0000		0.0000

4.2 Trip Summary Information

	Average Daily Trip Rate			Unmitigated	Mitigated
Land Use	Weekday	Saturday	Sunday	Annual VMT	Annual VMT
User Defined Industrial	0.00	0.00	0.00		
Total	0.00	0.00	0.00		

4.3 Trip Type Information

	Miles			Trip %			Trip Purpose %		
Land Use	H-W or C-W	H-S or C-C	H-O or C-NW	H-W or C-W	H-S or C-C	H-O or C-NW	Primary	Diverted	Pass-by
User Defined Industrial	9.50	7.30	7.30	0.00	0.00	0.00	0	0	0

LDA	LDT1	LDT2	MDV	LHD1	LHD2	MHD	HHD	OBUS	UBUS	MCY	SBUS	MH
0.512460	0.073465	0.191476	0.131038	0.036090	0.005150	0.012567	0.023297	0.001873	0.002046	0.006532	0.000565	0.003442

5.0 Energy Detail

4.4 Fleet Mix

Historical Energy Use: N

5.1 Mitigation Measures Energy

	ROG	NOx	CO	SO2	Fugitive PM10	Exhaust PM10	PM10 Total	Fugitive PM2.5	Exhaust PM2.5	PM2.5 Total	Bio- CO2	NBio- CO2	Total CO2	CH4	N2O	CO2e
Category	lb/day										lb/day					
NaturalGas Mitigated	0.0000	0.0000	0.0000	0.0000		0.0000	0.0000		0.0000	0.0000		0.0000	0.0000	0.0000	0.0000	0.0000
NaturalGas Unmitigated	0.0000	0.0000	0.0000	0.0000		0.0000	0.0000		0.0000	0.0000		0.0000	0.0000	0.0000	0.0000	0.0000

5.2 Energy by Land Use - NaturalGas

Unmitigated

	NaturalGas Use	ROG	NOx	CO	SO2	Fugitive PM10	Exhaust PM10	PM10 Total	Fugitive PM2.5	Exhaust PM2.5	PM2.5 Total	Bio- CO2	NBio- CO2	Total CO2	CH4	N2O	CO2e
Land Use	kBTU/yr	lb/day										lb/day					
User Defined Industrial	0	0.0000	0.0000	0.0000	0.0000		0.0000	0.0000		0.0000	0.0000		0.0000	0.0000	0.0000	0.0000	0.0000
Total		**0.0000**	**0.0000**	**0.0000**	**0.0000**		**0.0000**	**0.0000**		**0.0000**	**0.0000**		**0.0000**	**0.0000**	**0.0000**	**0.0000**	**0.0000**

Mitigated

	NaturalGas Use	ROG	NOx	CO	SO2	Fugitive PM10	Exhaust PM10	PM10 Total	Fugitive PM2.5	Exhaust PM2.5	PM2.5 Total	Bio- CO2	NBio- CO2	Total CO2	CH4	N2O	CO2e
Land Use	kBTU/yr	lb/day										lb/day					
User Defined Industrial	0	0.0000	0.0000	0.0000	0.0000		0.0000	0.0000		0.0000	0.0000		0.0000	0.0000	0.0000	0.0000	0.0000
Total		**0.0000**	**0.0000**	**0.0000**	**0.0000**		**0.0000**	**0.0000**		**0.0000**	**0.0000**		**0.0000**	**0.0000**	**0.0000**	**0.0000**	**0.0000**

6.0 Area Detail

6.1 Mitigation Measures Area

	ROG	NOx	CO	SO2	Fugitive PM10	Exhaust PM10	PM10 Total	Fugitive PM2.5	Exhaust PM2.5	PM2.5 Total	Bio- CO2	NBio- CO2	Total CO2	CH4	N2O	CO2e
Category	lb/day										lb/day					
Mitigated	1.0000e-005	0.0000	1.0000e-004	0.0000		0.0000	0.0000		0.0000	0.0000		2.2000e-004	2.2000e-004	0.0000		2.3000e-004
Unmitigated	1.0000e-005	0.0000	1.0000e-004	0.0000		0.0000	0.0000		0.0000	0.0000		2.2000e-004	2.2000e-004	0.0000		2.3000e-004

6.2 Area by SubCategory

Unmitigated

	ROG	NOx	CO	SO2	Fugitive PM10	Exhaust PM10	PM10 Total	Fugitive PM2.5	Exhaust PM2.5	PM2.5 Total	Bio- CO2	NBio- CO2	Total CO2	CH4	N2O	CO2e
SubCategory	lb/day										lb/day					
Architectural Coating	0.0000					0.0000	0.0000		0.0000	0.0000			0.0000			0.0000
Consumer Products	0.0000					0.0000	0.0000		0.0000	0.0000			0.0000			0.0000
Landscaping	1.0000e-005	0.0000	1.0000e-004	0.0000		0.0000	0.0000		0.0000	0.0000		2.2000e-004	2.2000e-004	0.0000		2.3000e-004
Total	**1.0000e-005**	**0.0000**	**1.0000e-004**	**0.0000**		**0.0000**	**0.0000**		**0.0000**	**0.0000**		**2.2000e-004**	**2.2000e-004**	**0.0000**		**2.3000e-004**

Mitigated

	ROG	NOx	CO	SO2	Fugitive PM10	Exhaust PM10	PM10 Total	Fugitive PM2.5	Exhaust PM2.5	PM2.5 Total	Bio- CO2	NBio- CO2	Total CO2	CH4	N2O	CO2e
SubCategory	lb/day										lb/day					
Architectural Coating	0.0000					0.0000	0.0000		0.0000	0.0000			0.0000			0.0000
Consumer Products	0.0000					0.0000	0.0000		0.0000	0.0000			0.0000			0.0000
Landscaping	1.0000e-005	0.0000	1.0000e-004	0.0000		0.0000	0.0000		0.0000	0.0000		2.2000e-004	2.2000e-004	0.0000		2.3000e-004
Total	**1.0000e-005**	**0.0000**	**1.0000e-004**	**0.0000**		**0.0000**	**0.0000**		**0.0000**	**0.0000**		**2.2000e-004**	**2.2000e-004**	**0.0000**		**2.3000e-004**

7.0 Water Detail

7.1 Mitigation Measures Water

8.0 Waste Detail

8.1 Mitigation Measures Waste

9.0 Operational Offroad

Equipment Type	Number	Hours/Day	Days/Year	Horse Power	Load Factor	Fuel Type

10.0 Vegetation

NC WRP Expansion Const

San Diego Air Basin, Summer

1.0 Project Characteristics

1.1 Land Usage

Land Uses	Size	Metric	Lot Acreage	Floor Surface Area	Population
User Defined Industrial	1.00	User Defined Unit	0.00	0.00	0

1.2 Other Project Characteristics

Urbanization	Urban	**Wind Speed (m/s)**	2.6	**Precipitation Freq (Days)**	40
Climate Zone	13			**Operational Year**	2020
Utility Company	San Diego Gas & Electric				
CO2 Intensity (lb/MWhr)	720.49	**CH4 Intensity (lb/MWhr)**	0.029	**N2O Intensity (lb/MWhr)**	0.006

1.3 User Entered Comments & Non-Default Data

Project Characteristics -

Land Use -

Construction Phase - Modified

Off-road Equipment - Modified

Off-road Equipment -

Off-road Equipment - Modified

Off-road Equipment - Modified

Trips and VMT - Modified

Table Name	Column Name	Default Value	New Value
tblConstructionPhase	NumDays	0.00	93.00
tblConstructionPhase	NumDays	0.00	20.00

tblConstructionPhase	NumDays	0.00	20.00
tblConstructionPhase	PhaseEndDate	11/15/2019	11/13/2020
tblConstructionPhase	PhaseStartDate	10/19/2019	10/19/2020
tblGrading	MaterialExported	0.00	160.00
tblOffRoadEquipment	OffRoadEquipmentUnitAmount	4.00	0.00
tblOffRoadEquipment	OffRoadEquipmentUnitAmount	2.00	1.00
tblOffRoadEquipment	OffRoadEquipmentUnitAmount	1.00	0.00
tblOffRoadEquipment	OffRoadEquipmentUnitAmount	1.00	0.00
tblOffRoadEquipment	OffRoadEquipmentUnitAmount	1.00	0.00
tblProjectCharacteristics	OperationalYear	2014	2020
tblTripsAndVMT	HaulingTripNumber	20.00	200.00
tblTripsAndVMT	VendorTripNumber	0.00	4.00
tblTripsAndVMT	VendorTripNumber	0.00	2.00
tblTripsAndVMT	WorkerTripNumber	0.00	18.00

2.0 Emissions Summary

2.1 Overall Construction (Maximum Daily Emission)

Unmitigated Construction

	ROG	NOx	CO	SO2	Fugitive PM10	Exhaust PM10	PM10 Total	Fugitive PM2.5	Exhaust PM2.5	PM2.5 Total	Bio- CO2	NBio- CO2	Total CO2	CH4	N2O	CO2e
Year	lb/day										lb/day					
2019	2.5774	20.5816	19.3643	0.0304	6.2651	1.2601	6.9672	3.3766	1.1933	4.0225	0.0000	2,845.8205	2,845.8205	0.6290	0.0000	2,859.0301
2020	0.4381	4.4880	5.0930	8.4900e-003	0.0411	0.2207	0.2618	0.0109	0.2031	0.2140	0.0000	808.7652	808.7652	0.2512	0.0000	814.0409
Total	**3.0155**	**25.0696**	**24.4573**	**0.0389**	**6.3062**	**1.4808**	**7.2290**	**3.3875**	**1.3964**	**4.2365**	**0.0000**	**3,654.5857**	**3,654.5857**	**0.8803**	**0.0000**	**3,673.0711**

Mitigated Construction

	ROG	NOx	CO	SO2	Fugitive PM10	Exhaust PM10	PM10 Total	Fugitive PM2.5	Exhaust PM2.5	PM2.5 Total	Bio- CO2	NBio- CO2	Total CO2	CH4	N2O	CO2e
Year	lb/day										lb/day					
2019	2.5774	20.5816	19.3643	0.0304	6.2651	1.2601	6.9672	3.3766	1.1933	4.0225	0.0000	2,845.8205	2,845.8205	0.6290	0.0000	2,859.0301
2020	0.4381	4.4880	5.0930	8.4900e-003	0.0411	0.2207	0.2618	0.0109	0.2031	0.2140	0.0000	808.7652	808.7652	0.2512	0.0000	814.0409
Total	**3.0155**	**25.0696**	**24.4573**	**0.0389**	**6.3062**	**1.4808**	**7.2290**	**3.3875**	**1.3964**	**4.2365**	**0.0000**	**3,654.5857**	**3,654.5857**	**0.8803**	**0.0000**	**3,673.0711**

	ROG	**NOx**	**CO**	**SO2**	**Fugitive PM10**	**Exhaust PM10**	**PM10 Total**	**Fugitive PM2.5**	**Exhaust PM2.5**	**PM2.5 Total**	**Bio- CO2**	**NBio-CO2**	**Total CO2**	**CH4**	**N20**	**CO2e**
Percent Reduction	**0.00**	**0.00**	**0.00**	**0.00**	**0.00**	**0.00**	**0.00**	**0.00**	**0.00**	**0.00**	**0.00**	**0.00**	**0.00**	**0.00**	**0.00**	**0.00**

2.2 Overall Operational

Unmitigated Operational

	ROG	NOx	CO	SO2	Fugitive PM10	Exhaust PM10	PM10 Total	Fugitive PM2.5	Exhaust PM2.5	PM2.5 Total	Bio- CO2	NBio- CO2	Total CO2	CH4	N2O	CO2e
Category	lb/day										lb/day					
Area	1.0000e-005	0.0000	1.0000e-004	0.0000		0.0000	0.0000		0.0000	0.0000		2.2000e-004	2.2000e-004	0.0000		2.3000e-004
Energy	0.0000	0.0000	0.0000	0.0000		0.0000	0.0000		0.0000	0.0000		0.0000	0.0000	0.0000	0.0000	0.0000
Mobile	0.0000	0.0000	0.0000	0.0000	0.0000	0.0000	0.0000	0.0000	0.0000	0.0000		0.0000	0.0000	0.0000		0.0000
Total	**1.0000e-005**	**0.0000**	**1.0000e-004**	**0.0000**	**0.0000**	**0.0000**	**0.0000**	**0.0000**	**0.0000**	**0.0000**		**2.2000e-004**	**2.2000e-004**	**0.0000**	**0.0000**	**2.3000e-004**

Mitigated Operational

	ROG	NOx	CO	SO2	Fugitive PM10	Exhaust PM10	PM10 Total	Fugitive PM2.5	Exhaust PM2.5	PM2.5 Total	Bio- CO2	NBio- CO2	Total CO2	CH4	N2O	CO2e
Category	lb/day										lb/day					
Area	1.0000e-005	0.0000	1.0000e-004	0.0000		0.0000	0.0000		0.0000	0.0000		2.2000e-004	2.2000e-004	0.0000		2.3000e-004
Energy	0.0000	0.0000	0.0000	0.0000		0.0000	0.0000		0.0000	0.0000		0.0000	0.0000	0.0000	0.0000	0.0000
Mobile	0.0000	0.0000	0.0000	0.0000	0.0000	0.0000	0.0000	0.0000	0.0000	0.0000		0.0000	0.0000	0.0000		0.0000
Total	**1.0000e-005**	**0.0000**	**1.0000e-004**	**0.0000**	**0.0000**	**0.0000**	**0.0000**	**0.0000**	**0.0000**	**0.0000**		**2.2000e-004**	**2.2000e-004**	**0.0000**	**0.0000**	**2.3000e-004**

	ROG	**NOx**	**CO**	**SO2**	**Fugitive PM10**	**Exhaust PM10**	**PM10 Total**	**Fugitive PM2.5**	**Exhaust PM2.5**	**PM2.5 Total**	**Bio- CO2**	**NBio-CO2**	**Total CO2**	**CH4**	**N20**	**CO2e**
Percent Reduction	**0.00**	**0.00**	**0.00**	**0.00**	**0.00**	**0.00**	**0.00**	**0.00**	**0.00**	**0.00**	**0.00**	**0.00**	**0.00**	**0.00**	**0.00**	**0.00**

3.0 Construction Detail

Construction Phase

Phase Number	Phase Name	Phase Type	Start Date	End Date	Num Days Week	Num Days	Phase Description
1	Site Preparation	Site Preparation	5/15/2019	6/11/2019	5	20	
2	Building Construction	Building Construction	6/12/2019	10/18/2019	5	93	
3	Paving	Paving	10/19/2020	11/13/2020	5	20	

Acres of Grading (Site Preparation Phase): 0

Acres of Grading (Grading Phase): 0

Acres of Paving: 0

Residential Indoor: 0; Residential Outdoor: 0; Non-Residential Indoor: 0; Non-Residential Outdoor: 0 (Architectural Coating – sqft)

OffRoad Equipment

Phase Name	Offroad Equipment Type	Amount	Usage Hours	Horse Power	Load Factor
Site Preparation	Graders	0	8.00	174	0.41
Site Preparation	Rubber Tired Dozers	1	8.00	255	0.40
Site Preparation	Tractors/Loaders/Backhoes	1	8.00	97	0.37
Building Construction	Cranes	1	4.00	226	0.29
Building Construction	Forklifts	1	6.00	89	0.20
Building Construction	Generator Sets	1	8.00	84	0.74
Building Construction	Tractors/Loaders/Backhoes	2	8.00	97	0.37
Building Construction	Tractors/Loaders/Backhoes	2	8.00	97	0.37
Building Construction	Welders	2	8.00	46	0.45
Paving	Cement and Mortar Mixers	0	6.00	9	0.56
Paving	Pavers	1	7.00	125	0.42
Paving	Paving Equipment	1	8.00	130	0.36
Paving	Rollers	0	7.00	80	0.38
Paving	Tractors/Loaders/Backhoes	0	7.00	97	0.37

Trips and VMT

Phase Name	Offroad Equipment Count	Worker Trip Number	Vendor Trip Number	Hauling Trip Number	Worker Trip Length	Vendor Trip Length	Hauling Trip Length	Worker Vehicle Class	Vendor Vehicle Class	Hauling Vehicle Class
Site Preparation	2	5.00	4.00	200.00	10.80	7.30	20.00	LD_Mix	HDT_Mix	HHDT
Building Construction	9	18.00	2.00	0.00	10.80	7.30	20.00	LD_Mix	HDT_Mix	HHDT
Paving	2	5.00	0.00	0.00	10.80	7.30	20.00	LD_Mix	HDT_Mix	HHDT

3.1 Mitigation Measures Construction

3.2 Site Preparation - 2019

Unmitigated Construction On-Site

	ROG	NOx	CO	SO2	Fugitive PM10	Exhaust PM10	PM10 Total	Fugitive PM2.5	Exhaust PM2.5	PM2.5 Total	Bio- CO2	NBio- CO2	Total CO2	CH4	N2O	CO2e

Category	lb/day										lb/day					
Fugitive Dust					6.0232	0.0000	6.0232	3.3104	0.0000	3.3104			0.0000			0.0000
Off-Road	1.2620	13.3891	10.8354	0.0120		0.6648	0.6648		0.6116	0.6116		1,189.7272	1,189.7272	0.3764		1,197.6319
Total	**1.2620**	**13.3891**	**10.8354**	**0.0120**	**6.0232**	**0.6648**	**6.6880**	**3.3104**	**0.6116**	**3.9220**		**1,189.7272**	**1,189.7272**	**0.3764**		**1,197.6319**

Unmitigated Construction Off-Site

	ROG	NOx	CO	SO2	Fugitive PM10	Exhaust PM10	PM10 Total	Fugitive PM2.5	Exhaust PM2.5	PM2.5 Total	Bio- CO2	NBio- CO2	Total CO2	CH4	N2O	CO2e
Category	lb/day										lb/day					
Hauling	0.1716	2.0615	1.7965	7.4500e-003	0.1743	0.0327	0.2070	0.0477	0.0301	0.0778		715.6787	715.6787	5.1000e-003		715.7858
Vendor	0.0337	0.2788	0.3782	9.5000e-004	0.0265	4.3000e-003	0.0308	7.5700e-003	3.9500e-003	0.0115		90.6238	90.6238	6.7000e-004		90.6378
Worker	0.0135	0.0157	0.1694	5.2000e-004	0.0411	2.9000e-004	0.0414	0.0109	2.7000e-004	0.0112		38.7326	38.7326	1.7600e-003		38.7696
Total	**0.2187**	**2.3560**	**2.3440**	**8.9200e-003**	**0.2419**	**0.0373**	**0.2792**	**0.0662**	**0.0343**	**0.1005**		**845.0351**	**845.0351**	**7.5300e-003**		**845.1932**

Mitigated Construction On-Site

	ROG	NOx	CO	SO2	Fugitive PM10	Exhaust PM10	PM10 Total	Fugitive PM2.5	Exhaust PM2.5	PM2.5 Total	Bio- CO2	NBio- CO2	Total CO2	CH4	N2O	CO2e
Category	lb/day										lb/day					
Fugitive Dust					6.0232	0.0000	6.0232	3.3104	0.0000	3.3104			0.0000			0.0000
Off-Road	1.2620	13.3891	10.8354	0.0120		0.6648	0.6648		0.6116	0.6116	0.0000	1,189.7272	1,189.7272	0.3764		1,197.6319

Total	**1.2620**	**13.3891**	**10.8354**	**0.0120**	**6.0232**	**0.6648**	**6.6880**	**3.3104**	**0.6116**	**3.9220**	**0.0000**	**1,189.7272**	**1,189.7272**	**0.3764**		**1,197.6319**

Mitigated Construction Off-Site

	ROG	NOx	CO	SO2	Fugitive PM10	Exhaust PM10	PM10 Total	Fugitive PM2.5	Exhaust PM2.5	PM2.5 Total	Bio- CO2	NBio- CO2	Total CO2	CH4	N2O	CO2e
Category	lb/day										lb/day					
Hauling	0.1716	2.0615	1.7965	7.4500e-003	0.1743	0.0327	0.2070	0.0477	0.0301	0.0778		715.6787	715.6787	5.1000e-003		715.7858
Vendor	0.0337	0.2788	0.3782	9.5000e-004	0.0265	4.3000e-003	0.0308	7.5700e-003	3.9500e-003	0.0115		90.6238	90.6238	6.7000e-004		90.6378
Worker	0.0135	0.0157	0.1694	5.2000e-004	0.0411	2.9000e-004	0.0414	0.0109	2.7000e-004	0.0112		38.7326	38.7326	1.7600e-003		38.7696
Total	**0.2187**	**2.3560**	**2.3440**	**8.9200e-003**	**0.2419**	**0.0373**	**0.2792**	**0.0662**	**0.0343**	**0.1005**		**845.0351**	**845.0351**	**7.5300e-003**		**845.1932**

3.3 Building Construction - 2019

Unmitigated Construction On-Site

	ROG	NOx	CO	SO2	Fugitive PM10	Exhaust PM10	PM10 Total	Fugitive PM2.5	Exhaust PM2.5	PM2.5 Total	Bio- CO2	NBio- CO2	Total CO2	CH4	N2O	CO2e
Category	lb/day										lb/day					
Off-Road	2.5121	20.3856	18.5655	0.0281		1.2569	1.2569		1.1904	1.1904		2,661.0711	2,661.0711	0.6224		2,674.1407
Total	**2.5121**	**20.3856**	**18.5655**	**0.0281**		**1.2569**	**1.2569**		**1.1904**	**1.1904**		**2,661.0711**	**2,661.0711**	**0.6224**		**2,674.1407**

Unmitigated Construction Off-Site

	ROG	NOx	CO	SO2	Fugitive PM10	Exhaust PM10	PM10 Total	Fugitive PM2.5	Exhaust PM2.5	PM2.5 Total	Bio- CO2	NBio- CO2	Total CO2	CH4	N2O	CO2e
Category	lb/day										lb/day					
Hauling	0.0000	0.0000	0.0000	0.0000	0.0000	0.0000	0.0000	0.0000	0.0000	0.0000		0.0000	0.0000	0.0000		0.0000
Vendor	0.0169	0.1394	0.1891	4.7000e-004	0.0133	2.1500e-003	0.0154	3.7900e-003	1.9800e-003	5.7600e-003		45.3119	45.3119	3.3000e-004		45.3189
Worker	0.0485	0.0566	0.6097	1.8700e-003	0.1479	1.0500e-003	0.1489	0.0392	9.7000e-004	0.0402		139.4374	139.4374	6.3400e-003		139.5706
Total	**0.0653**	**0.1960**	**0.7988**	**2.3400e-003**	**0.1611**	**3.2000e-003**	**0.1643**	**0.0430**	**2.9500e-003**	**0.0460**		**184.7493**	**184.7493**	**6.6700e-003**		**184.8895**

Mitigated Construction On-Site

	ROG	NOx	CO	SO2	Fugitive PM10	Exhaust PM10	PM10 Total	Fugitive PM2.5	Exhaust PM2.5	PM2.5 Total	Bio- CO2	NBio- CO2	Total CO2	CH4	N2O	CO2e
Category	lb/day										lb/day					
Off-Road	2.5121	20.3856	18.5655	0.0281		1.2569	1.2569		1.1904	1.1904	0.0000	2,661.0711	2,661.0711	0.6224		2,674.1407
Total	**2.5121**	**20.3856**	**18.5655**	**0.0281**		**1.2569**	**1.2569**		**1.1904**	**1.1904**	**0.0000**	**2,661.0711**	**2,661.0711**	**0.6224**		**2,674.1407**

Mitigated Construction Off-Site

	ROG	NOx	CO	SO2	Fugitive PM10	Exhaust PM10	PM10 Total	Fugitive PM2.5	Exhaust PM2.5	PM2.5 Total	Bio- CO2	NBio- CO2	Total CO2	CH4	N2O	CO2e
Category	lb/day										lb/day					

Hauling	0.0000	0.0000	0.0000	0.0000	0.0000	0.0000	0.0000	0.0000	0.0000	0.0000		0.0000	0.0000	0.0000		0.0000
Vendor	0.0169	0.1394	0.1891	4.7000e-004	0.0133	2.1500e-003	0.0154	3.7900e-003	1.9800e-003	5.7600e-003		45.3119	45.3119	3.3000e-004		45.3189
Worker	0.0485	0.0566	0.6097	1.8700e-003	0.1479	1.0500e-003	0.1489	0.0392	9.7000e-004	0.0402		139.4374	139.4374	6.3400e-003		139.5706
Total	**0.0653**	**0.1960**	**0.7988**	**2.3400e-003**	**0.1611**	**3.2000e-003**	**0.1643**	**0.0430**	**2.9500e-003**	**0.0460**		**184.7493**	**184.7493**	**6.6700e-003**		**184.8895**

3.4 Paving - 2020

Unmitigated Construction On-Site

	ROG	NOx	CO	SO2	Fugitive PM10	Exhaust PM10	PM10 Total	Fugitive PM2.5	Exhaust PM2.5	PM2.5 Total	Bio- CO2	NBio- CO2	Total CO2	CH4	N2O	CO2e
Category	lb/day										lb/day					
Off-Road	0.4253	4.4733	4.9344	7.9700e-003		0.2204	0.2204		0.2028	0.2028		771.5919	771.5919	0.2496		776.8324
Paving	0.0000					0.0000	0.0000		0.0000	0.0000			0.0000			0.0000
Total	**0.4253**	**4.4733**	**4.9344**	**7.9700e-003**		**0.2204**	**0.2204**		**0.2028**	**0.2028**		**771.5919**	**771.5919**	**0.2496**		**776.8324**

Unmitigated Construction Off-Site

	ROG	NOx	CO	SO2	Fugitive PM10	Exhaust PM10	PM10 Total	Fugitive PM2.5	Exhaust PM2.5	PM2.5 Total	Bio- CO2	NBio- CO2	Total CO2	CH4	N2O	CO2e
Category	lb/day										lb/day					
Hauling	0.0000	0.0000	0.0000	0.0000	0.0000	0.0000	0.0000	0.0000	0.0000	0.0000		0.0000	0.0000	0.0000		0.0000
Vendor	0.0000	0.0000	0.0000	0.0000	0.0000	0.0000	0.0000	0.0000	0.0000	0.0000		0.0000	0.0000	0.0000		0.0000
Worker	0.0127	0.0147	0.1586	5.2000e-004	0.0411	2.9000e-004	0.0414	0.0109	2.7000e-004	0.0112		37.1733	37.1733	1.6700e-003		37.2085
Total	**0.0127**	**0.0147**	**0.1586**	**5.2000e-004**	**0.0411**	**2.9000e-004**	**0.0414**	**0.0109**	**2.7000e-004**	**0.0112**		**37.1733**	**37.1733**	**1.6700e-003**		**37.2085**

Mitigated Construction On-Site

	ROG	NOx	CO	SO2	Fugitive PM10	Exhaust PM10	PM10 Total	Fugitive PM2.5	Exhaust PM2.5	PM2.5 Total	Bio- CO2	NBio- CO2	Total CO2	CH4	N2O	CO2e
Category	lb/day										lb/day					
Off-Road	0.4253	4.4733	4.9344	7.9700e-003		0.2204	0.2204		0.2028	0.2028	0.0000	771.5919	771.5919	0.2496		776.8324
Paving	0.0000					0.0000	0.0000		0.0000	0.0000			0.0000			0.0000
Total	**0.4253**	**4.4733**	**4.9344**	**7.9700e-003**		**0.2204**	**0.2204**		**0.2028**	**0.2028**	**0.0000**	**771.5919**	**771.5919**	**0.2496**		**776.8324**

Mitigated Construction Off-Site

	ROG	NOx	CO	SO2	Fugitive PM10	Exhaust PM10	PM10 Total	Fugitive PM2.5	Exhaust PM2.5	PM2.5 Total	Bio- CO2	NBio- CO2	Total CO2	CH4	N2O	CO2e
Category	lb/day										lb/day					
Hauling	0.0000	0.0000	0.0000	0.0000	0.0000	0.0000	0.0000	0.0000	0.0000	0.0000		0.0000	0.0000	0.0000		0.0000
Vendor	0.0000	0.0000	0.0000	0.0000	0.0000	0.0000	0.0000	0.0000	0.0000	0.0000		0.0000	0.0000	0.0000		0.0000
Worker	0.0127	0.0147	0.1586	5.2000e-004	0.0411	2.9000e-004	0.0414	0.0109	2.7000e-004	0.0112		37.1733	37.1733	1.6700e-003		37.2085
Total	**0.0127**	**0.0147**	**0.1586**	**5.2000e-004**	**0.0411**	**2.9000e-004**	**0.0414**	**0.0109**	**2.7000e-004**	**0.0112**		**37.1733**	**37.1733**	**1.6700e-003**		**37.2085**

4.0 Operational Detail - Mobile

4.1 Mitigation Measures Mobile

	ROG	NOx	CO	SO2	Fugitive PM10	Exhaust PM10	PM10 Total	Fugitive PM2.5	Exhaust PM2.5	PM2.5 Total	Bio- CO2	NBio- CO2	Total CO2	CH4	N2O	CO2e
Category	lb/day										lb/day					
Mitigated	0.0000	0.0000	0.0000	0.0000	0.0000	0.0000	0.0000	0.0000	0.0000	0.0000		0.0000	0.0000	0.0000		0.0000
Unmitigated	0.0000	0.0000	0.0000	0.0000	0.0000	0.0000	0.0000	0.0000	0.0000	0.0000		0.0000	0.0000	0.0000		0.0000

4.2 Trip Summary Information

	Average Daily Trip Rate			Unmitigated	Mitigated
Land Use	Weekday	Saturday	Sunday	Annual VMT	Annual VMT
User Defined Industrial	0.00	0.00	0.00		
Total	0.00	0.00	0.00		

4.3 Trip Type Information

	Miles			Trip %			Trip Purpose %		
Land Use	H-W or C-W	H-S or C-C	H-O or C-NW	H-W or C-W	H-S or C-C	H-O or C-NW	Primary	Diverted	Pass-by
User Defined Industrial	9.50	7.30	7.30	0.00	0.00	0.00	0	0	0

LDA	LDT1	LDT2	MDV	LHD1	LHD2	MHD	HHD	OBUS	UBUS	MCY	SBUS	MH
0.513300	0.073549	0.191092	0.130830	0.036094	0.005140	0.012550	0.022916	0.001871	0.002062	0.006564	0.000586	0.003446

5.0 Energy Detail

4.4 Fleet Mix

Historical Energy Use: N

5.1 Mitigation Measures Energy

	ROG	NOx	CO	SO2	Fugitive PM10	Exhaust PM10	PM10 Total	Fugitive PM2.5	Exhaust PM2.5	PM2.5 Total	Bio- CO2	NBio- CO2	Total CO2	CH4	N2O	CO2e
Category	lb/day										lb/day					
NaturalGas Mitigated	0.0000	0.0000	0.0000	0.0000		0.0000	0.0000		0.0000	0.0000		0.0000	0.0000	0.0000	0.0000	0.0000
NaturalGas Unmitigated	0.0000	0.0000	0.0000	0.0000		0.0000	0.0000		0.0000	0.0000		0.0000	0.0000	0.0000	0.0000	0.0000

5.2 Energy by Land Use - NaturalGas

Unmitigated

	NaturalGas Use	ROG	NOx	CO	SO2	Fugitive PM10	Exhaust PM10	PM10 Total	Fugitive PM2.5	Exhaust PM2.5	PM2.5 Total	Bio- CO2	NBio- CO2	Total CO2	CH4	N2O	CO2e
Land Use	kBTU/yr	lb/day										lb/day					
User Defined Industrial	0	0.0000	0.0000	0.0000	0.0000		0.0000	0.0000		0.0000	0.0000		0.0000	0.0000	0.0000	0.0000	0.0000
Total		**0.0000**	**0.0000**	**0.0000**	**0.0000**		**0.0000**	**0.0000**		**0.0000**	**0.0000**		**0.0000**	**0.0000**	**0.0000**	**0.0000**	**0.0000**

Mitigated

	NaturalGas Use	ROG	NOx	CO	SO2	Fugitive PM10	Exhaust PM10	PM10 Total	Fugitive PM2.5	Exhaust PM2.5	PM2.5 Total	Bio- CO2	NBio- CO2	Total CO2	CH4	N2O	CO2e
Land Use	kBTU/yr	lb/day										lb/day					
User Defined Industrial	0	0.0000	0.0000	0.0000	0.0000		0.0000	0.0000		0.0000	0.0000		0.0000	0.0000	0.0000	0.0000	0.0000
Total		**0.0000**	**0.0000**	**0.0000**	**0.0000**		**0.0000**	**0.0000**		**0.0000**	**0.0000**		**0.0000**	**0.0000**	**0.0000**	**0.0000**	**0.0000**

6.0 Area Detail

6.1 Mitigation Measures Area

	ROG	NOx	CO	SO2	Fugitive PM10	Exhaust PM10	PM10 Total	Fugitive PM2.5	Exhaust PM2.5	PM2.5 Total	Bio- CO2	NBio- CO2	Total CO2	CH4	N2O	CO2e
Category	lb/day										lb/day					
Mitigated	1.0000e-005	0.0000	1.0000e-004	0.0000		0.0000	0.0000		0.0000	0.0000		2.2000e-004	2.2000e-004	0.0000		2.3000e-004
Unmitigated	1.0000e-005	0.0000	1.0000e-004	0.0000		0.0000	0.0000		0.0000	0.0000		2.2000e-004	2.2000e-004	0.0000		2.3000e-004

6.2 Area by SubCategory

Unmitigated

	ROG	NOx	CO	SO2	Fugitive PM10	Exhaust PM10	PM10 Total	Fugitive PM2.5	Exhaust PM2.5	PM2.5 Total	Bio- CO2	NBio- CO2	Total CO2	CH4	N2O	CO2e
SubCategory	lb/day										lb/day					
Architectural Coating	0.0000					0.0000	0.0000		0.0000	0.0000			0.0000			0.0000
Consumer Products	0.0000					0.0000	0.0000		0.0000	0.0000			0.0000			0.0000
Landscaping	1.0000e-005	0.0000	1.0000e-004	0.0000		0.0000	0.0000		0.0000	0.0000		2.2000e-004	2.2000e-004	0.0000		2.3000e-004
Total	**1.0000e-005**	**0.0000**	**1.0000e-004**	**0.0000**		**0.0000**	**0.0000**		**0.0000**	**0.0000**		**2.2000e-004**	**2.2000e-004**	**0.0000**		**2.3000e-004**

Mitigated

	ROG	NOx	CO	SO2	Fugitive PM10	Exhaust PM10	PM10 Total	Fugitive PM2.5	Exhaust PM2.5	PM2.5 Total	Bio- CO2	NBio- CO2	Total CO2	CH4	N2O	CO2e
SubCategory	lb/day										lb/day					
Architectural Coating	0.0000					0.0000	0.0000		0.0000	0.0000			0.0000			0.0000
Consumer Products	0.0000					0.0000	0.0000		0.0000	0.0000			0.0000			0.0000
Landscaping	1.0000e-005	0.0000	1.0000e-004	0.0000		0.0000	0.0000		0.0000	0.0000		2.2000e-004	2.2000e-004	0.0000		2.3000e-004
Total	**1.0000e-005**	**0.0000**	**1.0000e-004**	**0.0000**		**0.0000**	**0.0000**		**0.0000**	**0.0000**		**2.2000e-004**	**2.2000e-004**	**0.0000**		**2.3000e-004**

7.0 Water Detail

7.1 Mitigation Measures Water

8.0 Waste Detail

8.1 Mitigation Measures Waste

9.0 Operational Offroad

Equipment Type	Number	Hours/Day	Days/Year	Horse Power	Load Factor	Fuel Type

10.0 Vegetation

NC AWPF Const

San Diego Air Basin, Winter

1.0 Project Characteristics

1.1 Land Usage

Land Uses	Size	Metric	Lot Acreage	Floor Surface Area	Population
User Defined Industrial	1.00	User Defined Unit	13.00	0.00	0

1.2 Other Project Characteristics

Urbanization	Urban	**Wind Speed (m/s)**	2.6	**Precipitation Freq (Days)**	40
Climate Zone	13			**Operational Year**	2021
Utility Company	San Diego Gas & Electric				
CO2 Intensity (lb/MWhr)	720.49	**CH4 Intensity (lb/MWhr)**	0.029	**N2O Intensity (lb/MWhr)**	0.006

1.3 User Entered Comments & Non-Default Data

Project Characteristics -

Land Use - Modified

Construction Phase - Modified

Off-road Equipment - Modified

Off-road Equipment - Modified

Off-road Equipment - Modified

Off-road Equipment - Modified

Trips and VMT - Modified

Grading - Modified

Table Name	Column Name	Default Value	New Value
tblConstructionPhase	NumDays	300.00	443.00

tblConstructionPhase	NumDays	30.00	40.00
tblConstructionPhase	NumDays	10.00	20.00
tblConstructionPhase	PhaseEndDate	5/14/2021	5/15/2021
tblConstructionPhase	PhaseStartDate	4/17/2021	4/19/2021
tblGrading	AcresOfGrading	0.00	13.00
tblGrading	MaterialExported	0.00	160.00
tblLandUse	LotAcreage	0.00	13.00
tblOffRoadEquipment	OffRoadEquipmentUnitAmount	2.00	1.00
tblOffRoadEquipment	OffRoadEquipmentUnitAmount	3.00	1.00
tblOffRoadEquipment	OffRoadEquipmentUnitAmount	1.00	0.00
tblOffRoadEquipment	OffRoadEquipmentUnitAmount	2.00	1.00
tblOffRoadEquipment	OffRoadEquipmentUnitAmount	2.00	1.00
tblOffRoadEquipment	OffRoadEquipmentUnitAmount	2.00	0.00
tblOffRoadEquipment	OffRoadEquipmentUnitAmount	3.00	1.00
tblOffRoadEquipment	OffRoadEquipmentUnitAmount	2.00	0.00
tblOffRoadEquipment	OffRoadEquipmentUnitAmount	3.00	2.00
tblOffRoadEquipment	OffRoadEquipmentUnitAmount	4.00	1.00
tblOffRoadEquipment	OffRoadEquipmentUnitAmount	1.00	2.00
tblOffRoadEquipment	UsageHours	7.00	4.00
tblProjectCharacteristics	OperationalYear	2014	2021
tblTripsAndVMT	HaulingTripNumber	20.00	400.00
tblTripsAndVMT	VendorTripNumber	0.00	4.00
tblTripsAndVMT	VendorTripNumber	0.00	2.00

2.0 Emissions Summary

2.1 Overall Construction (Maximum Daily Emission)

Unmitigated Construction

	ROG	NOx	CO	SO2	Fugitive PM10	Exhaust PM10	PM10 Total	Fugitive PM2.5	Exhaust PM2.5	PM2.5 Total	Bio- CO2	NBio- CO2	Total CO2	CH4	N2O	CO2e
Year	lb/day										lb/day					
2019	2.0475	20.9009	19.4594	0.0296	6.6484	0.9968	7.6452	3.4236	0.9178	4.3414	0.0000	2,864.3688	2,864.3688	0.6529	0.0000	2,878.0789
2020	1.8339	14.3616	13.6952	0.0219	0.0133	0.8103	0.8236	3.7900e-003	0.7751	0.7789	0.0000	2,029.6461	2,029.6461	0.4033	0.0000	2,038.1146
2021	1.6389	13.1525	13.4571	0.0220	0.0411	0.6933	0.7066	0.0109	0.6631	0.6669	0.0000	2,029.7810	2,029.7810	0.3927	0.0000	2,038.0284
Total	**5.5203**	**48.4150**	**46.6117**	**0.0735**	**6.7027**	**2.5004**	**9.1753**	**3.4383**	**2.3561**	**5.7872**	**0.0000**	**6,923.7958**	**6,923.7958**	**1.4489**	**0.0000**	**6,954.2219**

Mitigated Construction

	ROG	NOx	CO	SO2	Fugitive PM10	Exhaust PM10	PM10 Total	Fugitive PM2.5	Exhaust PM2.5	PM2.5 Total	Bio- CO2	NBio- CO2	Total CO2	CH4	N2O	CO2e
Year	lb/day										lb/day					
2019	2.0475	20.9009	19.4594	0.0296	6.6484	0.9968	7.6452	3.4236	0.9178	4.3414	0.0000	2,864.3688	2,864.3688	0.6529	0.0000	2,878.0789
2020	1.8339	14.3616	13.6952	0.0219	0.0133	0.8103	0.8236	3.7900e-003	0.7751	0.7789	0.0000	2,029.6461	2,029.6461	0.4033	0.0000	2,038.1146
2021	1.6389	13.1525	13.4571	0.0220	0.0411	0.6933	0.7066	0.0109	0.6631	0.6669	0.0000	2,029.7810	2,029.7810	0.3927	0.0000	2,038.0284
Total	**5.5203**	**48.4150**	**46.6117**	**0.0735**	**6.7027**	**2.5004**	**9.1753**	**3.4383**	**2.3561**	**5.7872**	**0.0000**	**6,923.7958**	**6,923.7958**	**1.4489**	**0.0000**	**6,954.2219**

	ROG	**NOx**	**CO**	**SO2**	**Fugitive PM10**	**Exhaust PM10**	**PM10 Total**	**Fugitive PM2.5**	**Exhaust PM2.5**	**PM2.5 Total**	**Bio- CO2**	**NBio-CO2**	**Total CO2**	**CH4**	**N20**	**CO2e**
Percent Reduction	**0.00**	**0.00**	**0.00**	**0.00**	**0.00**	**0.00**	**0.00**	**0.00**	**0.00**	**0.00**	**0.00**	**0.00**	**0.00**	**0.00**	**0.00**	**0.00**

2.2 Overall Operational

Unmitigated Operational

	ROG	NOx	CO	SO2	Fugitive PM10	Exhaust PM10	PM10 Total	Fugitive PM2.5	Exhaust PM2.5	PM2.5 Total	Bio- CO2	NBio- CO2	Total CO2	CH4	N2O	CO2e
Category	lb/day										lb/day					
Area	1.0000e-005	0.0000	1.0000e-004	0.0000		0.0000	0.0000		0.0000	0.0000		2.2000e-004	2.2000e-004	0.0000		2.3000e-004
Energy	0.0000	0.0000	0.0000	0.0000		0.0000	0.0000		0.0000	0.0000		0.0000	0.0000	0.0000	0.0000	0.0000
Mobile	0.0000	0.0000	0.0000	0.0000	0.0000	0.0000	0.0000	0.0000	0.0000	0.0000		0.0000	0.0000	0.0000		0.0000
Total	**1.0000e-005**	**0.0000**	**1.0000e-004**	**0.0000**	**0.0000**	**0.0000**	**0.0000**	**0.0000**	**0.0000**	**0.0000**		**2.2000e-004**	**2.2000e-004**	**0.0000**	**0.0000**	**2.3000e-004**

Mitigated Operational

	ROG	NOx	CO	SO2	Fugitive PM10	Exhaust PM10	PM10 Total	Fugitive PM2.5	Exhaust PM2.5	PM2.5 Total	Bio- CO2	NBio- CO2	Total CO2	CH4	N2O	CO2e
Category	lb/day										lb/day					
Area	1.0000e-005	0.0000	1.0000e-004	0.0000		0.0000	0.0000		0.0000	0.0000		2.2000e-004	2.2000e-004	0.0000		2.3000e-004
Energy	0.0000	0.0000	0.0000	0.0000		0.0000	0.0000		0.0000	0.0000		0.0000	0.0000	0.0000	0.0000	0.0000
Mobile	0.0000	0.0000	0.0000	0.0000	0.0000	0.0000	0.0000	0.0000	0.0000	0.0000		0.0000	0.0000	0.0000		0.0000
Total	**1.0000e-005**	**0.0000**	**1.0000e-004**	**0.0000**	**0.0000**	**0.0000**	**0.0000**	**0.0000**	**0.0000**	**0.0000**		**2.2000e-004**	**2.2000e-004**	**0.0000**	**0.0000**	**2.3000e-004**

	ROG	**NOx**	**CO**	**SO2**	**Fugitive PM10**	**Exhaust PM10**	**PM10 Total**	**Fugitive PM2.5**	**Exhaust PM2.5**	**PM2.5 Total**	**Bio- CO2**	**NBio-CO2**	**Total CO2**	**CH4**	**N20**	**CO2e**
Percent Reduction	**0.00**	**0.00**	**0.00**	**0.00**	**0.00**	**0.00**	**0.00**	**0.00**	**0.00**	**0.00**	**0.00**	**0.00**	**0.00**	**0.00**	**0.00**	**0.00**

3.0 Construction Detail

Construction Phase

Phase Number	Phase Name	Phase Type	Start Date	End Date	Num Days Week	Num Days	Phase Description
1	Site Preparation	Site Preparation	5/15/2019	6/11/2019	5	20	
2	Grading	Grading	6/12/2019	8/6/2019	5	40	
3	Building Construction	Building Construction	8/7/2019	4/16/2021	5	443	
4	Paving	Paving	4/19/2021	5/15/2021	5	20	

Acres of Grading (Site Preparation Phase): 0

Acres of Grading (Grading Phase): 13

Acres of Paving: 0

Residential Indoor: 0; Residential Outdoor: 0; Non-Residential Indoor: 0; Non-Residential Outdoor: 0 (Architectural Coating – sqft)

OffRoad Equipment

Phase Name	Offroad Equipment Type	Amount	Usage Hours	Horse Power	Load Factor
Site Preparation	Rubber Tired Dozers	1	8.00	255	0.40
Site Preparation	Tractors/Loaders/Backhoes	1	8.00	97	0.37
Grading	Excavators	1	8.00	162	0.38
Grading	Graders	0	8.00	174	0.41
Grading	Plate Compactors	1	8.00	8	0.43
Grading	Rubber Tired Dozers	1	8.00	255	0.40
Grading	Scrapers	0	8.00	361	0.48
Grading	Tractors/Loaders/Backhoes	2	8.00	97	0.37
Building Construction	Cranes	1	4.00	226	0.29
Building Construction	Forklifts	1	8.00	89	0.20
Building Construction	Generator Sets	1	8.00	84	0.74
Building Construction	Tractors/Loaders/Backhoes	2	7.00	97	0.37
Building Construction	Welders	2	8.00	46	0.45
Paving	Pavers	1	8.00	125	0.42
Paving	Paving Equipment	1	8.00	130	0.36
Paving	Rollers	0	8.00	80	0.38

Trips and VMT

Phase Name	Offroad Equipment Count	Worker Trip Number	Vendor Trip Number	Hauling Trip Number	Worker Trip Length	Vendor Trip Length	Hauling Trip Length	Worker Vehicle Class	Vendor Vehicle Class	Hauling Vehicle Class
Site Preparation	2	5.00	4.00	0.00	10.80	7.30	20.00	LD_Mix	HDT_Mix	HHDT
Grading	5	13.00	0.00	400.00	10.80	7.30	20.00	LD_Mix	HDT_Mix	HHDT
Building Construction	7	0.00	2.00	0.00	10.80	7.30	20.00	LD_Mix	HDT_Mix	HHDT
Paving	2	5.00	0.00	0.00	10.80	7.30	20.00	LD_Mix	HDT_Mix	HHDT

3.1 Mitigation Measures Construction

3.2 Site Preparation - 2019

Unmitigated Construction On-Site

	ROG	NOx	CO	SO2	Fugitive PM10	Exhaust PM10	PM10 Total	Fugitive PM2.5	Exhaust PM2.5	PM2.5 Total	Bio- CO2	NBio- CO2	Total CO2	CH4	N2O	CO2e
Category	lb/day										lb/day					
Fugitive Dust					6.0221	0.0000	6.0221	3.3102	0.0000	3.3102			0.0000			0.0000
Off-Road	1.2620	13.3891	10.8354	0.0120		0.6648	0.6648		0.6116	0.6116		1,189.7272	1,189.7272	0.3764		1,197.6319
Total	**1.2620**	**13.3891**	**10.8354**	**0.0120**	**6.0221**	**0.6648**	**6.6869**	**3.3102**	**0.6116**	**3.9219**		**1,189.7272**	**1,189.7272**	**0.3764**		**1,197.6319**

Unmitigated Construction Off-Site

	ROG	NOx	CO	SO2	Fugitive PM10	Exhaust PM10	PM10 Total	Fugitive PM2.5	Exhaust PM2.5	PM2.5 Total	Bio- CO2	NBio- CO2	Total CO2	CH4	N2O	CO2e
Category	lb/day										lb/day					
Hauling	0.0000	0.0000	0.0000	0.0000	0.0000	0.0000	0.0000	0.0000	0.0000	0.0000		0.0000	0.0000	0.0000		0.0000

Vendor	0.0386	0.2851	0.5192	9.4000e-004	0.0265	4.3400e-003	0.0309	7.5700e-003	3.9900e-003	0.0116		89.9236	89.9236	6.9000e-004		89.9380
Worker	0.0142	0.0176	0.1623	4.9000e-004	0.0411	2.9000e-004	0.0414	0.0109	2.7000e-004	0.0112		36.3694	36.3694	1.7600e-003		36.4064
Total	**0.0527**	**0.3027**	**0.6815**	**1.4300e-003**	**0.0676**	**4.6300e-003**	**0.0722**	**0.0185**	**4.2600e-003**	**0.0227**		**126.2930**	**126.2930**	**2.4500e-003**		**126.3444**

Mitigated Construction On-Site

	ROG	NOx	CO	SO2	Fugitive PM10	Exhaust PM10	PM10 Total	Fugitive PM2.5	Exhaust PM2.5	PM2.5 Total	Bio- CO2	NBio- CO2	Total CO2	CH4	N2O	CO2e
Category	lb/day										lb/day					
Fugitive Dust					6.0221	0.0000	6.0221	3.3102	0.0000	3.3102			0.0000			0.0000
Off-Road	1.2620	13.3891	10.8354	0.0120		0.6648	0.6648		0.6116	0.6116	0.0000	1,189.7272	1,189.7272	0.3764		1,197.6319
Total	**1.2620**	**13.3891**	**10.8354**	**0.0120**	**6.0221**	**0.6648**	**6.6869**	**3.3102**	**0.6116**	**3.9219**	**0.0000**	**1,189.7272**	**1,189.7272**	**0.3764**		**1,197.6319**

Mitigated Construction Off-Site

	ROG	NOx	CO	SO2	Fugitive PM10	Exhaust PM10	PM10 Total	Fugitive PM2.5	Exhaust PM2.5	PM2.5 Total	Bio- CO2	NBio- CO2	Total CO2	CH4	N2O	CO2e
Category	lb/day										lb/day					
Hauling	0.0000	0.0000	0.0000	0.0000	0.0000	0.0000	0.0000	0.0000	0.0000	0.0000		0.0000	0.0000	0.0000		0.0000
Vendor	0.0386	0.2851	0.5192	9.4000e-004	0.0265	4.3400e-003	0.0309	7.5700e-003	3.9900e-003	0.0116		89.9236	89.9236	6.9000e-004		89.9380
Worker	0.0142	0.0176	0.1623	4.9000e-004	0.0411	2.9000e-004	0.0414	0.0109	2.7000e-004	0.0112		36.3694	36.3694	1.7600e-003		36.4064
Total	**0.0527**	**0.3027**	**0.6815**	**1.4300e-003**	**0.0676**	**4.6300e-003**	**0.0722**	**0.0185**	**4.2600e-003**	**0.0227**		**126.2930**	**126.2930**	**2.4500e-003**		**126.3444**

3.3 Grading - 2019

Unmitigated Construction On-Site

	ROG	NOx	CO	SO2	Fugitive PM10	Exhaust PM10	PM10 Total	Fugitive PM2.5	Exhaust PM2.5	PM2.5 Total	Bio- CO2	NBio- CO2	Total CO2	CH4	N2O	CO2e
Category	lb/day										lb/day					
Fugitive Dust					6.3673	0.0000	6.3673	3.3475	0.0000	3.3475			0.0000			0.0000
Off-Road	1.8022	18.7275	16.6943	0.0209		0.9632	0.9632		0.8870	0.8870		2,055.8139	2,055.8139	0.6431		2,069.3191
Total	**1.8022**	**18.7275**	**16.6943**	**0.0209**	**6.3673**	**0.9632**	**7.3305**	**3.3475**	**0.8870**	**4.2345**		**2,055.8139**	**2,055.8139**	**0.6431**		**2,069.3191**

Unmitigated Construction Off-Site

	ROG	NOx	CO	SO2	Fugitive PM10	Exhaust PM10	PM10 Total	Fugitive PM2.5	Exhaust PM2.5	PM2.5 Total	Bio- CO2	NBio- CO2	Total CO2	CH4	N2O	CO2e
Category	lb/day										lb/day					
Hauling	0.1884	2.1276	2.3432	7.4400e-003	0.1743	0.0328	0.2071	0.0477	0.0302	0.0779		713.9945	713.9945	5.1800e-003		714.1031
Vendor	0.0000	0.0000	0.0000	0.0000	0.0000	0.0000	0.0000	0.0000	0.0000	0.0000		0.0000	0.0000	0.0000		0.0000
Worker	0.0368	0.0459	0.4220	1.2700e-003	0.1068	7.6000e-004	0.1076	0.0283	7.0000e-004	0.0290		94.5605	94.5605	4.5800e-003		94.6566
Total	**0.2252**	**2.1734**	**2.7651**	**8.7100e-003**	**0.2811**	**0.0336**	**0.3146**	**0.0761**	**0.0309**	**0.1069**		**808.5549**	**808.5549**	**9.7600e-003**		**808.7598**

Mitigated Construction On-Site

	ROG	NOx	CO	SO2	Fugitive PM10	Exhaust PM10	PM10 Total	Fugitive PM2.5	Exhaust PM2.5	PM2.5 Total	Bio- CO2	NBio- CO2	Total CO2	CH4	N2O	CO2e

Category	lb/day										lb/day					
Fugitive Dust					6.3673	0.0000	6.3673	3.3475	0.0000	3.3475			0.0000			0.0000
Off-Road	1.8022	18.7275	16.6943	0.0209		0.9632	0.9632		0.8870	0.8870	0.0000	2,055.8139	2,055.8139	0.6431		2,069.3191
Total	**1.8022**	**18.7275**	**16.6943**	**0.0209**	**6.3673**	**0.9632**	**7.3305**	**3.3475**	**0.8870**	**4.2345**	**0.0000**	**2,055.8139**	**2,055.8139**	**0.6431**		**2,069.3191**

Mitigated Construction Off-Site

	ROG	NOx	CO	SO2	Fugitive PM10	Exhaust PM10	PM10 Total	Fugitive PM2.5	Exhaust PM2.5	PM2.5 Total	Bio- CO2	NBio- CO2	Total CO2	CH4	N2O	CO2e
Category	lb/day										lb/day					
Hauling	0.1884	2.1276	2.3432	7.4400e-003	0.1743	0.0328	0.2071	0.0477	0.0302	0.0779		713.9945	713.9945	5.1800e-003		714.1031
Vendor	0.0000	0.0000	0.0000	0.0000	0.0000	0.0000	0.0000	0.0000	0.0000	0.0000		0.0000	0.0000	0.0000		0.0000
Worker	0.0368	0.0459	0.4220	1.2700e-003	0.1068	7.6000e-004	0.1076	0.0283	7.0000e-004	0.0290		94.5605	94.5605	4.5800e-003		94.6566
Total	**0.2252**	**2.1734**	**2.7651**	**8.7100e-003**	**0.2811**	**0.0336**	**0.3146**	**0.0761**	**0.0309**	**0.1069**		**808.5549**	**808.5549**	**9.7600e-003**		**808.7598**

3.4 Building Construction - 2019

Unmitigated Construction On-Site

	ROG	NOx	CO	SO2	Fugitive PM10	Exhaust PM10	PM10 Total	Fugitive PM2.5	Exhaust PM2.5	PM2.5 Total	Bio- CO2	NBio- CO2	Total CO2	CH4	N2O	CO2e
Category	lb/day										lb/day					
Off-Road	2.0283	15.4836	13.6830	0.0215		0.9335	0.9335		0.8928	0.8928		2,006.9320	2,006.9320	0.4154		2,015.6554
Total	**2.0283**	**15.4836**	**13.6830**	**0.0215**		**0.9335**	**0.9335**		**0.8928**	**0.8928**		**2,006.9320**	**2,006.9320**	**0.4154**		**2,015.6554**

Unmitigated Construction Off-Site

	ROG	NOx	CO	SO2	Fugitive PM10	Exhaust PM10	PM10 Total	Fugitive PM2.5	Exhaust PM2.5	PM2.5 Total	Bio- CO2	NBio- CO2	Total CO2	CH4	N2O	CO2e
Category	lb/day										lb/day					
Hauling	0.0000	0.0000	0.0000	0.0000	0.0000	0.0000	0.0000	0.0000	0.0000	0.0000		0.0000	0.0000	0.0000		0.0000
Vendor	0.0193	0.1426	0.2596	4.7000e-004	0.0133	2.1700e-003	0.0154	3.7900e-003	2.0000e-003	5.7800e-003		44.9618	44.9618	3.4000e-004		44.9690
Worker	0.0000	0.0000	0.0000	0.0000	0.0000	0.0000	0.0000	0.0000	0.0000	0.0000		0.0000	0.0000	0.0000		0.0000
Total	**0.0193**	**0.1426**	**0.2596**	**4.7000e-004**	**0.0133**	**2.1700e-003**	**0.0154**	**3.7900e-003**	**2.0000e-003**	**5.7800e-003**		**44.9618**	**44.9618**	**3.4000e-004**		**44.9690**

Mitigated Construction On-Site

	ROG	NOx	CO	SO2	Fugitive PM10	Exhaust PM10	PM10 Total	Fugitive PM2.5	Exhaust PM2.5	PM2.5 Total	Bio- CO2	NBio- CO2	Total CO2	CH4	N2O	CO2e
Category	lb/day										lb/day					
Off-Road	2.0283	15.4836	13.6830	0.0215		0.9335	0.9335		0.8928	0.8928	0.0000	2,006.9320	2,006.9320	0.4154		2,015.6554
Total	**2.0283**	**15.4836**	**13.6830**	**0.0215**		**0.9335**	**0.9335**		**0.8928**	**0.8928**	**0.0000**	**2,006.9320**	**2,006.9320**	**0.4154**		**2,015.6554**

Mitigated Construction Off-Site

	ROG	NOx	CO	SO2	Fugitive PM10	Exhaust PM10	PM10 Total	Fugitive PM2.5	Exhaust PM2.5	PM2.5 Total	Bio- CO2	NBio- CO2	Total CO2	CH4	N2O	CO2e
Category	lb/day										lb/day					
Hauling	0.0000	0.0000	0.0000	0.0000	0.0000	0.0000	0.0000	0.0000	0.0000	0.0000		0.0000	0.0000	0.0000		0.0000
Vendor	0.0193	0.1426	0.2596	4.7000e-004	0.0133	2.1700e-003	0.0154	3.7900e-003	2.0000e-003	5.7800e-003		44.9618	44.9618	3.4000e-004		44.9690
Worker	0.0000	0.0000	0.0000	0.0000	0.0000	0.0000	0.0000	0.0000	0.0000	0.0000		0.0000	0.0000	0.0000		0.0000
Total	**0.0193**	**0.1426**	**0.2596**	**4.7000e-004**	**0.0133**	**2.1700e-003**	**0.0154**	**3.7900e-003**	**2.0000e-003**	**5.7800e-003**		**44.9618**	**44.9618**	**3.4000e-004**		**44.9690**

3.4 Building Construction - 2020

Unmitigated Construction On-Site

	ROG	NOx	CO	SO2	Fugitive PM10	Exhaust PM10	PM10 Total	Fugitive PM2.5	Exhaust PM2.5	PM2.5 Total	Bio- CO2	NBio- CO2	Total CO2	CH4	N2O	CO2e
Category	lb/day										lb/day					
Off-Road	1.8157	14.2402	13.4441	0.0215		0.8084	0.8084		0.7733	0.7733		1,985.7131	1,985.7131	0.4029		1,994.1746
Total	**1.8157**	**14.2402**	**13.4441**	**0.0215**		**0.8084**	**0.8084**		**0.7733**	**0.7733**		**1,985.7131**	**1,985.7131**	**0.4029**		**1,994.1746**

Unmitigated Construction Off-Site

	ROG	NOx	CO	SO2	Fugitive PM10	Exhaust PM10	PM10 Total	Fugitive PM2.5	Exhaust PM2.5	PM2.5 Total	Bio- CO2	NBio- CO2	Total CO2	CH4	N2O	CO2e
Category	lb/day										lb/day					

Hauling	0.0000	0.0000	0.0000	0.0000	0.0000	0.0000	0.0000	0.0000	0.0000	0.0000		0.0000	0.0000	0.0000		0.0000
Vendor	0.0182	0.1214	0.2511	4.7000e-004	0.0133	1.9400e-003	0.0152	3.7900e-003	1.7900e-003	5.5700e-003		43.9330	43.9330	3.3000e-004		43.9400
Worker	0.0000	0.0000	0.0000	0.0000	0.0000	0.0000	0.0000	0.0000	0.0000	0.0000		0.0000	0.0000	0.0000		0.0000
Total	**0.0182**	**0.1214**	**0.2511**	**4.7000e-004**	**0.0133**	**1.9400e-003**	**0.0152**	**3.7900e-003**	**1.7900e-003**	**5.5700e-003**		**43.9330**	**43.9330**	**3.3000e-004**		**43.9400**

Mitigated Construction On-Site

	ROG	NOx	CO	SO2	Fugitive PM10	Exhaust PM10	PM10 Total	Fugitive PM2.5	Exhaust PM2.5	PM2.5 Total	Bio- CO2	NBio- CO2	Total CO2	CH4	N2O	CO2e
Category	lb/day										lb/day					
Off-Road	1.8157	14.2402	13.4441	0.0215		0.8084	0.8084		0.7733	0.7733	0.0000	1,985.7131	1,985.7131	0.4029		1,994.1746
Total	**1.8157**	**14.2402**	**13.4441**	**0.0215**		**0.8084**	**0.8084**		**0.7733**	**0.7733**	**0.0000**	**1,985.7131**	**1,985.7131**	**0.4029**		**1,994.1746**

Mitigated Construction Off-Site

	ROG	NOx	CO	SO2	Fugitive PM10	Exhaust PM10	PM10 Total	Fugitive PM2.5	Exhaust PM2.5	PM2.5 Total	Bio- CO2	NBio- CO2	Total CO2	CH4	N2O	CO2e
Category	lb/day										lb/day					
Hauling	0.0000	0.0000	0.0000	0.0000	0.0000	0.0000	0.0000	0.0000	0.0000	0.0000		0.0000	0.0000	0.0000		0.0000
Vendor	0.0182	0.1214	0.2511	4.7000e-004	0.0133	1.9400e-003	0.0152	3.7900e-003	1.7900e-003	5.5700e-003		43.9330	43.9330	3.3000e-004		43.9400
Worker	0.0000	0.0000	0.0000	0.0000	0.0000	0.0000	0.0000	0.0000	0.0000	0.0000		0.0000	0.0000	0.0000		0.0000
Total	**0.0182**	**0.1214**	**0.2511**	**4.7000e-004**	**0.0133**	**1.9400e-003**	**0.0152**	**3.7900e-003**	**1.7900e-003**	**5.5700e-003**		**43.9330**	**43.9330**	**3.3000e-004**		**43.9400**

3.4 Building Construction - 2021

Unmitigated Construction On-Site

	ROG	NOx	CO	SO2	Fugitive PM10	Exhaust PM10	PM10 Total	Fugitive PM2.5	Exhaust PM2.5	PM2.5 Total	Bio- CO2	NBio- CO2	Total CO2	CH4	N2O	CO2e
Category	lb/day										lb/day					
Off-Road	1.6218	13.0529	13.2156	0.0215		0.6916	0.6916		0.6615	0.6615		1,985.9184	1,985.9184	0.3924		1,994.1589
Total	**1.6218**	**13.0529**	**13.2156**	**0.0215**		**0.6916**	**0.6916**		**0.6615**	**0.6615**		**1,985.9184**	**1,985.9184**	**0.3924**		**1,994.1589**

Unmitigated Construction Off-Site

	ROG	NOx	CO	SO2	Fugitive PM10	Exhaust PM10	PM10 Total	Fugitive PM2.5	Exhaust PM2.5	PM2.5 Total	Bio- CO2	NBio- CO2	Total CO2	CH4	N2O	CO2e
Category	lb/day										lb/day					
Hauling	0.0000	0.0000	0.0000	0.0000	0.0000	0.0000	0.0000	0.0000	0.0000	0.0000		0.0000	0.0000	0.0000		0.0000
Vendor	0.0171	0.0995	0.2415	4.7000e-004	0.0133	1.7500e-003	0.0150	3.7900e-003	1.6100e-003	5.4000e-003		43.8626	43.8626	3.3000e-004		43.8695
Worker	0.0000	0.0000	0.0000	0.0000	0.0000	0.0000	0.0000	0.0000	0.0000	0.0000		0.0000	0.0000	0.0000		0.0000
Total	**0.0171**	**0.0995**	**0.2415**	**4.7000e-004**	**0.0133**	**1.7500e-003**	**0.0150**	**3.7900e-003**	**1.6100e-003**	**5.4000e-003**		**43.8626**	**43.8626**	**3.3000e-004**		**43.8695**

Mitigated Construction On-Site

	ROG	NOx	CO	SO2	Fugitive PM10	Exhaust PM10	PM10 Total	Fugitive PM2.5	Exhaust PM2.5	PM2.5 Total	Bio- CO2	NBio- CO2	Total CO2	CH4	N2O	CO2e
Category	lb/day										lb/day					
Off-Road	1.6218	13.0529	13.2156	0.0215		0.6916	0.6916		0.6615	0.6615	0.0000	1,985.9184	1,985.9184	0.3924		1,994.1589
Total	**1.6218**	**13.0529**	**13.2156**	**0.0215**		**0.6916**	**0.6916**		**0.6615**	**0.6615**	**0.0000**	**1,985.9184**	**1,985.9184**	**0.3924**		**1,994.1589**

Mitigated Construction Off-Site

	ROG	NOx	CO	SO2	Fugitive PM10	Exhaust PM10	PM10 Total	Fugitive PM2.5	Exhaust PM2.5	PM2.5 Total	Bio- CO2	NBio- CO2	Total CO2	CH4	N2O	CO2e
Category	lb/day										lb/day					
Hauling	0.0000	0.0000	0.0000	0.0000	0.0000	0.0000	0.0000	0.0000	0.0000	0.0000		0.0000	0.0000	0.0000		0.0000
Vendor	0.0171	0.0995	0.2415	4.7000e-004	0.0133	1.7500e-003	0.0150	3.7900e-003	1.6100e-003	5.4000e-003		43.8626	43.8626	3.3000e-004		43.8695
Worker	0.0000	0.0000	0.0000	0.0000	0.0000	0.0000	0.0000	0.0000	0.0000	0.0000		0.0000	0.0000	0.0000		0.0000
Total	**0.0171**	**0.0995**	**0.2415**	**4.7000e-004**	**0.0133**	**1.7500e-003**	**0.0150**	**3.7900e-003**	**1.6100e-003**	**5.4000e-003**		**43.8626**	**43.8626**	**3.3000e-004**		**43.8695**

3.5 Paving - 2021

Unmitigated Construction On-Site

	ROG	NOx	CO	SO2	Fugitive PM10	Exhaust PM10	PM10 Total	Fugitive PM2.5	Exhaust PM2.5	PM2.5 Total	Bio- CO2	NBio- CO2	Total CO2	CH4	N2O	CO2e
Category	lb/day										lb/day					
Off-Road	0.4259	4.4061	5.2960	8.5300e-003		0.2150	0.2150		0.1978	0.1978		826.0376	826.0376	0.2672		831.6479

Paving	0.0000					0.0000	0.0000		0.0000	0.0000			0.0000			0.0000
Total	**0.4259**	**4.4061**	**5.2960**	**8.5300e-003**		**0.2150**	**0.2150**		**0.1978**	**0.1978**		**826.0376**	**826.0376**	**0.2672**		**831.6479**

Unmitigated Construction Off-Site

	ROG	NOx	CO	SO2	Fugitive PM10	Exhaust PM10	PM10 Total	Fugitive PM2.5	Exhaust PM2.5	PM2.5 Total	Bio- CO2	NBio- CO2	Total CO2	CH4	N2O	CO2e
Category	lb/day										lb/day					
Hauling	0.0000	0.0000	0.0000	0.0000	0.0000	0.0000	0.0000	0.0000	0.0000	0.0000		0.0000	0.0000	0.0000		0.0000
Vendor	0.0000	0.0000	0.0000	0.0000	0.0000	0.0000	0.0000	0.0000	0.0000	0.0000		0.0000	0.0000	0.0000		0.0000
Worker	0.0127	0.0155	0.1436	4.9000e-004	0.0411	3.0000e-004	0.0414	0.0109	2.7000e-004	0.0112		34.3205	34.3205	1.6100e-003		34.3543
Total	**0.0127**	**0.0155**	**0.1436**	**4.9000e-004**	**0.0411**	**3.0000e-004**	**0.0414**	**0.0109**	**2.7000e-004**	**0.0112**		**34.3205**	**34.3205**	**1.6100e-003**		**34.3543**

Mitigated Construction On-Site

	ROG	NOx	CO	SO2	Fugitive PM10	Exhaust PM10	PM10 Total	Fugitive PM2.5	Exhaust PM2.5	PM2.5 Total	Bio- CO2	NBio- CO2	Total CO2	CH4	N2O	CO2e
Category	lb/day										lb/day					
Off-Road	0.4259	4.4061	5.2960	8.5300e-003		0.2150	0.2150		0.1978	0.1978	0.0000	826.0376	826.0376	0.2672		831.6479
Paving	0.0000					0.0000	0.0000		0.0000	0.0000			0.0000			0.0000
Total	**0.4259**	**4.4061**	**5.2960**	**8.5300e-003**		**0.2150**	**0.2150**		**0.1978**	**0.1978**	**0.0000**	**826.0376**	**826.0376**	**0.2672**		**831.6479**

Mitigated Construction Off-Site

	ROG	NOx	CO	SO2	Fugitive PM10	Exhaust PM10	PM10 Total	Fugitive PM2.5	Exhaust PM2.5	PM2.5 Total	Bio- CO2	NBio- CO2	Total CO2	CH4	N2O	CO2e
Category	lb/day										lb/day					
Hauling	0.0000	0.0000	0.0000	0.0000	0.0000	0.0000	0.0000	0.0000	0.0000	0.0000		0.0000	0.0000	0.0000		0.0000
Vendor	0.0000	0.0000	0.0000	0.0000	0.0000	0.0000	0.0000	0.0000	0.0000	0.0000		0.0000	0.0000	0.0000		0.0000
Worker	0.0127	0.0155	0.1436	4.9000e-004	0.0411	3.0000e-004	0.0414	0.0109	2.7000e-004	0.0112		34.3205	34.3205	1.6100e-003		34.3543
Total	**0.0127**	**0.0155**	**0.1436**	**4.9000e-004**	**0.0411**	**3.0000e-004**	**0.0414**	**0.0109**	**2.7000e-004**	**0.0112**		**34.3205**	**34.3205**	**1.6100e-003**		**34.3543**

4.0 Operational Detail - Mobile

4.1 Mitigation Measures Mobile

	ROG	NOx	CO	SO2	Fugitive PM10	Exhaust PM10	PM10 Total	Fugitive PM2.5	Exhaust PM2.5	PM2.5 Total	Bio- CO2	NBio- CO2	Total CO2	CH4	N2O	CO2e
Category	lb/day										lb/day					
Mitigated	0.0000	0.0000	0.0000	0.0000	0.0000	0.0000	0.0000	0.0000	0.0000	0.0000		0.0000	0.0000	0.0000		0.0000
Unmitigated	0.0000	0.0000	0.0000	0.0000	0.0000	0.0000	0.0000	0.0000	0.0000	0.0000		0.0000	0.0000	0.0000		0.0000

4.2 Trip Summary Information

	Average Daily Trip Rate			Unmitigated	Mitigated
Land Use	Weekday	Saturday	Sunday	Annual VMT	Annual VMT
User Defined Industrial	0.00	0.00	0.00		
Total	0.00	0.00	0.00		

4.3 Trip Type Information

	Miles			Trip %			Trip Purpose %		
Land Use	H-W or C-W	H-S or C-C	H-O or C-NW	H-W or C-W	H-S or C-C	H-O or C-NW	Primary	Diverted	Pass-by
User Defined Industrial	9.50	7.30	7.30	0.00	0.00	0.00	0	0	0

LDA	LDT1	LDT2	MDV	LHD1	LHD2	MHD	HHD	OBUS	UBUS	MCY	SBUS	MH
0.512811	0.073496	0.191363	0.130940	0.036084	0.005147	0.012550	0.023118	0.001871	0.002053	0.006546	0.000576	0.003444

5.0 Energy Detail

4.4 Fleet Mix

Historical Energy Use: N

5.1 Mitigation Measures Energy

	ROG	NOx	CO	SO2	Fugitive PM10	Exhaust PM10	PM10 Total	Fugitive PM2.5	Exhaust PM2.5	PM2.5 Total	Bio- CO2	NBio- CO2	Total CO2	CH4	N2O	CO2e
Category	lb/day										lb/day					
NaturalGas Mitigated	0.0000	0.0000	0.0000	0.0000		0.0000	0.0000		0.0000	0.0000		0.0000	0.0000	0.0000	0.0000	0.0000
NaturalGas Unmitigated	0.0000	0.0000	0.0000	0.0000		0.0000	0.0000		0.0000	0.0000		0.0000	0.0000	0.0000	0.0000	0.0000

5.2 Energy by Land Use - NaturalGas

Unmitigated

	NaturalGas Use	ROG	NOx	CO	SO2	Fugitive PM10	Exhaust PM10	PM10 Total	Fugitive PM2.5	Exhaust PM2.5	PM2.5 Total	Bio- CO2	NBio- CO2	Total CO2	CH4	N2O	CO2e

Land Use	kBTU/yr	lb/day										lb/day					
User Defined Industrial	0	0.0000	0.0000	0.0000	0.0000		0.0000	0.0000		0.0000	0.0000		0.0000	0.0000	0.0000	0.0000	0.0000
Total		**0.0000**	**0.0000**	**0.0000**	**0.0000**		**0.0000**	**0.0000**		**0.0000**	**0.0000**		**0.0000**	**0.0000**	**0.0000**	**0.0000**	**0.0000**

Mitigated

	NaturalGas Use	ROG	NOx	CO	SO2	Fugitive PM10	Exhaust PM10	PM10 Total	Fugitive PM2.5	Exhaust PM2.5	PM2.5 Total	Bio- CO2	NBio- CO2	Total CO2	CH4	N2O	CO2e
Land Use	kBTU/yr	lb/day										lb/day					
User Defined Industrial	0	0.0000	0.0000	0.0000	0.0000		0.0000	0.0000		0.0000	0.0000		0.0000	0.0000	0.0000	0.0000	0.0000
Total		**0.0000**	**0.0000**	**0.0000**	**0.0000**		**0.0000**	**0.0000**		**0.0000**	**0.0000**		**0.0000**	**0.0000**	**0.0000**	**0.0000**	**0.0000**

6.0 Area Detail

6.1 Mitigation Measures Area

	ROG	NOx	CO	SO2	Fugitive PM10	Exhaust PM10	PM10 Total	Fugitive PM2.5	Exhaust PM2.5	PM2.5 Total	Bio- CO2	NBio- CO2	Total CO2	CH4	N2O	CO2e
Category	lb/day										lb/day					
Mitigated	1.0000e-005	0.0000	1.0000e-004	0.0000		0.0000	0.0000		0.0000	0.0000		2.2000e-004	2.2000e-004	0.0000		2.3000e-004
Unmitigated	1.0000e-005	0.0000	1.0000e-004	0.0000		0.0000	0.0000		0.0000	0.0000		2.2000e-004	2.2000e-004	0.0000		2.3000e-004

6.2 Area by SubCategory

Unmitigated

	ROG	NOx	CO	SO2	Fugitive PM10	Exhaust PM10	PM10 Total	Fugitive PM2.5	Exhaust PM2.5	PM2.5 Total	Bio- CO2	NBio- CO2	Total CO2	CH4	N2O	CO2e
SubCategory	lb/day										lb/day					
Consumer Products	0.0000					0.0000	0.0000		0.0000	0.0000			0.0000			0.0000
Landscaping	1.0000e-005	0.0000	1.0000e-004	0.0000		0.0000	0.0000		0.0000	0.0000		2.2000e-004	2.2000e-004	0.0000		2.3000e-004
Architectural Coating	0.0000					0.0000	0.0000		0.0000	0.0000			0.0000			0.0000
Total	**1.0000e-005**	**0.0000**	**1.0000e-004**	**0.0000**		**0.0000**	**0.0000**		**0.0000**	**0.0000**		**2.2000e-004**	**2.2000e-004**	**0.0000**		**2.3000e-004**

Mitigated

	ROG	NOx	CO	SO2	Fugitive PM10	Exhaust PM10	PM10 Total	Fugitive PM2.5	Exhaust PM2.5	PM2.5 Total	Bio- CO2	NBio- CO2	Total CO2	CH4	N2O	CO2e
SubCategory	lb/day										lb/day					
Consumer Products	0.0000					0.0000	0.0000		0.0000	0.0000			0.0000			0.0000
Landscaping	1.0000e-005	0.0000	1.0000e-004	0.0000		0.0000	0.0000		0.0000	0.0000		2.2000e-004	2.2000e-004	0.0000		2.3000e-004
Architectural Coating	0.0000					0.0000	0.0000		0.0000	0.0000			0.0000			0.0000
Total	**1.0000e-005**	**0.0000**	**1.0000e-004**	**0.0000**		**0.0000**	**0.0000**		**0.0000**	**0.0000**		**2.2000e-004**	**2.2000e-004**	**0.0000**		**2.3000e-004**

7.0 Water Detail

7.1 Mitigation Measures Water

8.0 Waste Detail

8.1 Mitigation Measures Waste

9.0 Operational Offroad

Equipment Type	Number	Hours/Day	Days/Year	Horse Power	Load Factor	Fuel Type

10.0 Vegetation

NC Cogen Expansion Const

San Diego Air Basin, Winter

1.0 Project Characteristics

1.1 Land Usage

Land Uses	Size	Metric	Lot Acreage	Floor Surface Area	Population
User Defined Industrial	1.00	User Defined Unit	0.00	0.00	0

1.2 Other Project Characteristics

Urbanization	Urban	**Wind Speed (m/s)**	2.6	**Precipitation Freq (Days)**	40
Climate Zone	13			**Operational Year**	2022
Utility Company	San Diego Gas & Electric				
CO2 Intensity (lb/MWhr)	720.49	**CH4 Intensity (lb/MWhr)**	0.029	**N2O Intensity (lb/MWhr)**	0.006

1.3 User Entered Comments & Non-Default Data

Project Characteristics -

Land Use -

Construction Phase - Modified

Off-road Equipment - Modified

Off-road Equipment - Modified

Off-road Equipment - Modified

Trips and VMT - Modified

Table Name	Column Name	Default Value	New Value
tblConstructionPhase	NumDays	0.00	287.00
tblConstructionPhase	NumDays	0.00	20.00
tblConstructionPhase	NumDays	0.00	20.00

tblGrading	MaterialExported	0.00	160.00
tblOffRoadEquipment	OffRoadEquipmentUnitAmount	4.00	0.00
tblOffRoadEquipment	OffRoadEquipmentUnitAmount	2.00	1.00
tblOffRoadEquipment	OffRoadEquipmentUnitAmount	1.00	0.00
tblOffRoadEquipment	OffRoadEquipmentUnitAmount	1.00	0.00
tblOffRoadEquipment	OffRoadEquipmentUnitAmount	1.00	0.00
tblProjectCharacteristics	OperationalYear	2014	2022
tblTripsAndVMT	HaulingTripNumber	20.00	200.00
tblTripsAndVMT	VendorTripNumber	0.00	4.00
tblTripsAndVMT	VendorTripNumber	0.00	2.00
tblTripsAndVMT	WorkerTripNumber	0.00	18.00

2.0 Emissions Summary

2.1 Overall Construction (Maximum Daily Emission)

Unmitigated Construction

	ROG	NOx	CO	SO2	Fugitive PM10	Exhaust PM10	PM10 Total	Fugitive PM2.5	Exhaust PM2.5	PM2.5 Total	Bio- CO2	NBio- CO2	Total CO2	CH4	N2O	CO2e
Year	lb/day										lb/day					
2020	1.8984	14.6228	14.5157	0.0241	6.2651	0.8205	6.9008	3.3766	0.7845	3.9615	0.0000	2,193.4834	2,193.4834	0.4216	0.0000	2,202.3379
2021	1.6992	13.3873	14.2472	0.0241	0.1611	0.7014	0.8626	0.0430	0.6706	0.7136	0.0000	2,191.5519	2,191.5519	0.4109	0.0000	2,200.1808
2022	1.5406	12.1834	14.0541	0.0241	0.1611	0.5951	0.7563	0.0430	0.5695	0.6125	0.0000	2,190.1701	2,190.1701	0.4043	0.0000	2,198.6610
Total	**5.1383**	**40.1935**	**42.8170**	**0.0723**	**6.5874**	**2.1170**	**8.5196**	**3.4626**	**2.0245**	**5.2875**	**0.0000**	**6,575.2054**	**6,575.2054**	**1.2369**	**0.0000**	**6,601.1797**

Mitigated Construction

	ROG	NOx	CO	SO2	Fugitive PM10	Exhaust PM10	PM10 Total	Fugitive PM2.5	Exhaust PM2.5	PM2.5 Total	Bio- CO2	NBio- CO2	Total CO2	CH4	N2O	CO2e
Year	lb/day										lb/day					
2020	1.8984	14.6228	14.5157	0.0241	6.2651	0.8205	6.9008	3.3766	0.7845	3.9615	0.0000	2,193.4834	2,193.4834	0.4216	0.0000	2,202.3379
2021	1.6992	13.3873	14.2472	0.0241	0.1611	0.7014	0.8626	0.0430	0.6706	0.7136	0.0000	2,191.5519	2,191.5519	0.4109	0.0000	2,200.1808
2022	1.5406	12.1834	14.0541	0.0241	0.1611	0.5951	0.7563	0.0430	0.5695	0.6125	0.0000	2,190.1701	2,190.1701	0.4043	0.0000	2,198.6610
Total	**5.1383**	**40.1935**	**42.8170**	**0.0723**	**6.5874**	**2.1170**	**8.5196**	**3.4626**	**2.0245**	**5.2875**	**0.0000**	**6,575.2054**	**6,575.2054**	**1.2369**	**0.0000**	**6,601.1796**

	ROG	**NOx**	**CO**	**SO2**	**Fugitive PM10**	**Exhaust PM10**	**PM10 Total**	**Fugitive PM2.5**	**Exhaust PM2.5**	**PM2.5 Total**	**Bio- CO2**	**NBio-CO2**	**Total CO2**	**CH4**	**N20**	**CO2e**
Percent Reduction	**0.00**	**0.00**	**0.00**	**0.00**	**0.00**	**0.00**	**0.00**	**0.00**	**0.00**	**0.00**	**0.00**	**0.00**	**0.00**	**0.00**	**0.00**	**0.00**

2.2 Overall Operational

Unmitigated Operational

	ROG	NOx	CO	SO2	Fugitive PM10	Exhaust PM10	PM10 Total	Fugitive PM2.5	Exhaust PM2.5	PM2.5 Total	Bio- CO2	NBio- CO2	Total CO2	CH4	N2O	CO2e
Category	lb/day										lb/day					
Area	1.0000e-005	0.0000	1.0000e-004	0.0000		0.0000	0.0000		0.0000	0.0000		2.2000e-004	2.2000e-004	0.0000		2.3000e-004
Energy	0.0000	0.0000	0.0000	0.0000		0.0000	0.0000		0.0000	0.0000		0.0000	0.0000	0.0000	0.0000	0.0000
Mobile	0.0000	0.0000	0.0000	0.0000	0.0000	0.0000	0.0000	0.0000	0.0000	0.0000		0.0000	0.0000	0.0000		0.0000
Total	**1.0000e-005**	**0.0000**	**1.0000e-004**	**0.0000**	**0.0000**	**0.0000**	**0.0000**	**0.0000**	**0.0000**	**0.0000**		**2.2000e-004**	**2.2000e-004**	**0.0000**	**0.0000**	**2.3000e-004**

Mitigated Operational

	ROG	NOx	CO	SO2	Fugitive PM10	Exhaust PM10	PM10 Total	Fugitive PM2.5	Exhaust PM2.5	PM2.5 Total	Bio- CO2	NBio- CO2	Total CO2	CH4	N2O	CO2e
Category	lb/day										lb/day					
Area	1.0000e-005	0.0000	1.0000e-004	0.0000		0.0000	0.0000		0.0000	0.0000		2.2000e-004	2.2000e-004	0.0000		2.3000e-004
Energy	0.0000	0.0000	0.0000	0.0000		0.0000	0.0000		0.0000	0.0000		0.0000	0.0000	0.0000	0.0000	0.0000
Mobile	0.0000	0.0000	0.0000	0.0000	0.0000	0.0000	0.0000	0.0000	0.0000	0.0000		0.0000	0.0000	0.0000		0.0000
Total	**1.0000e-005**	**0.0000**	**1.0000e-004**	**0.0000**	**0.0000**	**0.0000**	**0.0000**	**0.0000**	**0.0000**	**0.0000**		**2.2000e-004**	**2.2000e-004**	**0.0000**	**0.0000**	**2.3000e-004**

	ROG	**NOx**	**CO**	**SO2**	**Fugitive PM10**	**Exhaust PM10**	**PM10 Total**	**Fugitive PM2.5**	**Exhaust PM2.5**	**PM2.5 Total**	**Bio- CO2**	**NBio-CO2**	**Total CO2**	**CH4**	**N20**	**CO2e**
Percent Reduction	**0.00**	**0.00**	**0.00**	**0.00**	**0.00**	**0.00**	**0.00**	**0.00**	**0.00**	**0.00**	**0.00**	**0.00**	**0.00**	**0.00**	**0.00**	**0.00**

3.0 Construction Detail

Construction Phase

Phase Number	Phase Name	Phase Type	Start Date	End Date	Num Days Week	Num Days	Phase Description
1	Site Preparation	Site Preparation	11/15/2020	12/11/2020	5	20	
2	Building Construction	Building Construction	12/12/2020	1/18/2022	5	287	
3	Paving	Paving	1/19/2022	2/15/2022	5	20	

Acres of Grading (Site Preparation Phase): 0

Acres of Grading (Grading Phase): 0

Acres of Paving: 0

Residential Indoor: 0; Residential Outdoor: 0; Non-Residential Indoor: 0; Non-Residential Outdoor: 0 (Architectural Coating – sqft)

OffRoad Equipment

Phase Name	Offroad Equipment Type	Amount	Usage Hours	Horse Power	Load Factor
Site Preparation	Graders	0	8.00	174	0.41
Site Preparation	Rubber Tired Dozers	1	8.00	255	0.40
Site Preparation	Tractors/Loaders/Backhoes	1	8.00	97	0.37
Building Construction	Cranes	1	4.00	226	0.29
Building Construction	Forklifts	1	6.00	89	0.20
Building Construction	Generator Sets	1	8.00	84	0.74
Building Construction	Tractors/Loaders/Backhoes	2	8.00	97	0.37
Building Construction	Welders	2	8.00	46	0.45
Paving	Cement and Mortar Mixers	0	6.00	9	0.56
Paving	Pavers	1	7.00	125	0.42
Paving	Paving Equipment	1	8.00	130	0.36
Paving	Rollers	0	7.00	80	0.38
Paving	Tractors/Loaders/Backhoes	0	7.00	97	0.37

Trips and VMT

Phase Name	Offroad Equipment Count	Worker Trip Number	Vendor Trip Number	Hauling Trip Number	Worker Trip Length	Vendor Trip Length	Hauling Trip Length	Worker Vehicle Class	Vendor Vehicle Class	Hauling Vehicle Class
Site Preparation	2	5.00	4.00	200.00	10.80	7.30	20.00	LD_Mix	HDT_Mix	HHDT
Building Construction	7	18.00	2.00	0.00	10.80	7.30	20.00	LD_Mix	HDT_Mix	HHDT
Paving	2	5.00	0.00	0.00	10.80	7.30	20.00	LD_Mix	HDT_Mix	HHDT

3.1 Mitigation Measures Construction

3.2 Site Preparation - 2020

Unmitigated Construction On-Site

	ROG	NOx	CO	SO2	Fugitive PM10	Exhaust PM10	PM10 Total	Fugitive PM2.5	Exhaust PM2.5	PM2.5 Total	Bio- CO2	NBio- CO2	Total CO2	CH4	N2O	CO2e

Category	lb/day										lb/day					
Fugitive Dust					6.0232	0.0000	6.0232	3.3104	0.0000	3.3104			0.0000			0.0000
Off-Road	1.1718	12.2530	10.2156	0.0120		0.5993	0.5993		0.5513	0.5513		1,163.8377	1,163.8377	0.3764		1,171.7423
Total	**1.1718**	**12.2530**	**10.2156**	**0.0120**	**6.0232**	**0.5993**	**6.6225**	**3.3104**	**0.5513**	**3.8617**		**1,163.8377**	**1,163.8377**	**0.3764**		**1,171.7423**

Unmitigated Construction Off-Site

	ROG	NOx	CO	SO2	Fugitive PM10	Exhaust PM10	PM10 Total	Fugitive PM2.5	Exhaust PM2.5	PM2.5 Total	Bio- CO2	NBio- CO2	Total CO2	CH4	N2O	CO2e
Category	lb/day										lb/day					
Hauling	0.1833	1.8274	2.3019	7.4300e-003	0.1743	0.0323	0.2066	0.0477	0.0297	0.0774		697.6698	697.6698	5.1700e-003		697.7784
Vendor	0.0364	0.2428	0.5021	9.4000e-004	0.0265	3.8900e-003	0.0304	7.5700e-003	3.5800e-003	0.0112		87.8660	87.8660	6.6000e-004		87.8800
Worker	0.0134	0.0165	0.1516	4.9000e-004	0.0411	2.9000e-004	0.0414	0.0109	2.7000e-004	0.0112		34.9036	34.9036	1.6700e-003		34.9388
Total	**0.2331**	**2.0866**	**2.9556**	**8.8600e-003**	**0.2419**	**0.0365**	**0.2784**	**0.0662**	**0.0336**	**0.0998**		**820.4394**	**820.4394**	**7.5000e-003**		**820.5971**

Mitigated Construction On-Site

	ROG	NOx	CO	SO2	Fugitive PM10	Exhaust PM10	PM10 Total	Fugitive PM2.5	Exhaust PM2.5	PM2.5 Total	Bio- CO2	NBio- CO2	Total CO2	CH4	N2O	CO2e
Category	lb/day										lb/day					
Fugitive Dust					6.0232	0.0000	6.0232	3.3104	0.0000	3.3104			0.0000			0.0000
Off-Road	1.1718	12.2530	10.2156	0.0120		0.5993	0.5993		0.5513	0.5513	0.0000	1,163.8377	1,163.8377	0.3764		1,171.7423

Total	**1.1718**	**12.2530**	**10.2156**	**0.0120**	**6.0232**	**0.5993**	**6.6225**	**3.3104**	**0.5513**	**3.8617**	**0.0000**	**1,163.8377**	**1,163.8377**	**0.3764**		**1,171.7423**

Mitigated Construction Off-Site

	ROG	NOx	CO	SO2	Fugitive PM10	Exhaust PM10	PM10 Total	Fugitive PM2.5	Exhaust PM2.5	PM2.5 Total	Bio- CO2	NBio- CO2	Total CO2	CH4	N2O	CO2e
Category	lb/day										lb/day					
Hauling	0.1833	1.8274	2.3019	7.4300e-003	0.1743	0.0323	0.2066	0.0477	0.0297	0.0774		697.6698	697.6698	5.1700e-003		697.7784
Vendor	0.0364	0.2428	0.5021	9.4000e-004	0.0265	3.8900e-003	0.0304	7.5700e-003	3.5800e-003	0.0112		87.8660	87.8660	6.6000e-004		87.8800
Worker	0.0134	0.0165	0.1516	4.9000e-004	0.0411	2.9000e-004	0.0414	0.0109	2.7000e-004	0.0112		34.9036	34.9036	1.6700e-003		34.9388
Total	**0.2331**	**2.0866**	**2.9556**	**8.8600e-003**	**0.2419**	**0.0365**	**0.2784**	**0.0662**	**0.0336**	**0.0998**		**820.4394**	**820.4394**	**7.5000e-003**		**820.5971**

3.3 Building Construction - 2020

Unmitigated Construction On-Site

	ROG	NOx	CO	SO2	Fugitive PM10	Exhaust PM10	PM10 Total	Fugitive PM2.5	Exhaust PM2.5	PM2.5 Total	Bio- CO2	NBio- CO2	Total CO2	CH4	N2O	CO2e
Category	lb/day										lb/day					
Off-Road	1.8320	14.4421	13.7190	0.0219		0.8175	0.8175		0.7817	0.7817		2,023.8975	2,023.8975	0.4153		2,032.6183
Total	**1.8320**	**14.4421**	**13.7190**	**0.0219**		**0.8175**	**0.8175**		**0.7817**	**0.7817**		**2,023.8975**	**2,023.8975**	**0.4153**		**2,032.6183**

Unmitigated Construction Off-Site

	ROG	NOx	CO	SO2	Fugitive PM10	Exhaust PM10	PM10 Total	Fugitive PM2.5	Exhaust PM2.5	PM2.5 Total	Bio- CO2	NBio- CO2	Total CO2	CH4	N2O	CO2e
Category	lb/day										lb/day					
Hauling	0.0000	0.0000	0.0000	0.0000	0.0000	0.0000	0.0000	0.0000	0.0000	0.0000		0.0000	0.0000	0.0000		0.0000
Vendor	0.0182	0.1214	0.2511	4.7000e-004	0.0133	1.9400e-003	0.0152	3.7900e-003	1.7900e-003	5.5700e-003		43.9330	43.9330	3.3000e-004		43.9400
Worker	0.0482	0.0593	0.5457	1.7600e-003	0.1479	1.0500e-003	0.1489	0.0392	9.7000e-004	0.0402		125.6529	125.6529	6.0300e-003		125.7796
Total	**0.0664**	**0.1807**	**0.7968**	**2.2300e-003**	**0.1611**	**2.9900e-003**	**0.1641**	**0.0430**	**2.7600e-003**	**0.0458**		**169.5859**	**169.5859**	**6.3600e-003**		**169.7195**

Mitigated Construction On-Site

	ROG	NOx	CO	SO2	Fugitive PM10	Exhaust PM10	PM10 Total	Fugitive PM2.5	Exhaust PM2.5	PM2.5 Total	Bio- CO2	NBio- CO2	Total CO2	CH4	N2O	CO2e
Category	lb/day										lb/day					
Off-Road	1.8320	14.4421	13.7190	0.0219		0.8175	0.8175		0.7817	0.7817	0.0000	2,023.8975	2,023.8975	0.4153		2,032.6183
Total	**1.8320**	**14.4421**	**13.7190**	**0.0219**		**0.8175**	**0.8175**		**0.7817**	**0.7817**	**0.0000**	**2,023.8975**	**2,023.8975**	**0.4153**		**2,032.6183**

Mitigated Construction Off-Site

	ROG	NOx	CO	SO2	Fugitive PM10	Exhaust PM10	PM10 Total	Fugitive PM2.5	Exhaust PM2.5	PM2.5 Total	Bio- CO2	NBio- CO2	Total CO2	CH4	N2O	CO2e
Category	lb/day										lb/day					

Hauling	0.0000	0.0000	0.0000	0.0000	0.0000	0.0000	0.0000	0.0000	0.0000	0.0000		0.0000	0.0000	0.0000		0.0000
Vendor	0.0182	0.1214	0.2511	4.7000e-004	0.0133	1.9400e-003	0.0152	3.7900e-003	1.7900e-003	5.5700e-003		43.9330	43.9330	3.3000e-004		43.9400
Worker	0.0482	0.0593	0.5457	1.7600e-003	0.1479	1.0500e-003	0.1489	0.0392	9.7000e-004	0.0402		125.6529	125.6529	6.0300e-003		125.7796
Total	**0.0664**	**0.1807**	**0.7968**	**2.2300e-003**	**0.1611**	**2.9900e-003**	**0.1641**	**0.0430**	**2.7600e-003**	**0.0458**		**169.5859**	**169.5859**	**6.3600e-003**		**169.7195**

3.3 Building Construction - 2021

Unmitigated Construction On-Site

	ROG	NOx	CO	SO2	Fugitive PM10	Exhaust PM10	PM10 Total	Fugitive PM2.5	Exhaust PM2.5	PM2.5 Total	Bio- CO2	NBio- CO2	Total CO2	CH4	N2O	CO2e
Category	lb/day										lb/day					
Off-Road	1.6362	13.2321	13.4887	0.0219		0.6986	0.6986		0.6680	0.6680		2,024.1357	2,024.1357	0.4048		2,032.6358
Total	**1.6362**	**13.2321**	**13.4887**	**0.0219**		**0.6986**	**0.6986**		**0.6680**	**0.6680**		**2,024.1357**	**2,024.1357**	**0.4048**		**2,032.6358**

Unmitigated Construction Off-Site

	ROG	NOx	CO	SO2	Fugitive PM10	Exhaust PM10	PM10 Total	Fugitive PM2.5	Exhaust PM2.5	PM2.5 Total	Bio- CO2	NBio- CO2	Total CO2	CH4	N2O	CO2e
Category	lb/day										lb/day					
Hauling	0.0000	0.0000	0.0000	0.0000	0.0000	0.0000	0.0000	0.0000	0.0000	0.0000		0.0000	0.0000	0.0000		0.0000
Vendor	0.0171	0.0995	0.2415	4.7000e-004	0.0133	1.7500e-003	0.0150	3.7900e-003	1.6100e-003	5.4000e-003		43.8626	43.8626	3.3000e-004		43.8695
Worker	0.0459	0.0557	0.5170	1.7600e-003	0.1479	1.0700e-003	0.1489	0.0392	9.9000e-004	0.0402		123.5537	123.5537	5.8000e-003		123.6755
Total	**0.0630**	**0.1552**	**0.7585**	**2.2300e-003**	**0.1611**	**2.8200e-003**	**0.1640**	**0.0430**	**2.6000e-003**	**0.0456**		**167.4162**	**167.4162**	**6.1300e-003**		**167.5450**

Mitigated Construction On-Site

	ROG	NOx	CO	SO2	Fugitive PM10	Exhaust PM10	PM10 Total	Fugitive PM2.5	Exhaust PM2.5	PM2.5 Total	Bio- CO2	NBio- CO2	Total CO2	CH4	N2O	CO2e
Category	lb/day										lb/day					
Off-Road	1.6362	13.2321	13.4887	0.0219		0.6986	0.6986		0.6680	0.6680	0.0000	2,024.1357	2,024.1357	0.4048		2,032.6358
Total	**1.6362**	**13.2321**	**13.4887**	**0.0219**		**0.6986**	**0.6986**		**0.6680**	**0.6680**	**0.0000**	**2,024.1357**	**2,024.1357**	**0.4048**		**2,032.6358**

Mitigated Construction Off-Site

	ROG	NOx	CO	SO2	Fugitive PM10	Exhaust PM10	PM10 Total	Fugitive PM2.5	Exhaust PM2.5	PM2.5 Total	Bio- CO2	NBio- CO2	Total CO2	CH4	N2O	CO2e
Category	lb/day										lb/day					
Hauling	0.0000	0.0000	0.0000	0.0000	0.0000	0.0000	0.0000	0.0000	0.0000	0.0000		0.0000	0.0000	0.0000		0.0000
Vendor	0.0171	0.0995	0.2415	4.7000e-004	0.0133	1.7500e-003	0.0150	3.7900e-003	1.6100e-003	5.4000e-003		43.8626	43.8626	3.3000e-004		43.8695
Worker	0.0459	0.0557	0.5170	1.7600e-003	0.1479	1.0700e-003	0.1489	0.0392	9.9000e-004	0.0402		123.5537	123.5537	5.8000e-003		123.6755
Total	**0.0630**	**0.1552**	**0.7585**	**2.2300e-003**	**0.1611**	**2.8200e-003**	**0.1640**	**0.0430**	**2.6000e-003**	**0.0456**		**167.4162**	**167.4162**	**6.1300e-003**		**167.5450**

3.3 Building Construction - 2022

Unmitigated Construction On-Site

	ROG	NOx	CO	SO2	Fugitive PM10	Exhaust PM10	PM10 Total	Fugitive PM2.5	Exhaust PM2.5	PM2.5 Total	Bio- CO2	NBio- CO2	Total CO2	CH4	N2O	CO2e
Category	lb/day										lb/day					
Off-Road	1.4805	12.0434	13.3345	0.0219		0.5923	0.5923		0.5669	0.5669		2,024.8583	2,024.8583	0.3984		2,033.2252
Total	**1.4805**	**12.0434**	**13.3345**	**0.0219**		**0.5923**	**0.5923**		**0.5669**	**0.5669**		**2,024.8583**	**2,024.8583**	**0.3984**		**2,033.2252**

Unmitigated Construction Off-Site

	ROG	NOx	CO	SO2	Fugitive PM10	Exhaust PM10	PM10 Total	Fugitive PM2.5	Exhaust PM2.5	PM2.5 Total	Bio- CO2	NBio- CO2	Total CO2	CH4	N2O	CO2e
Category	lb/day										lb/day					
Hauling	0.0000	0.0000	0.0000	0.0000	0.0000	0.0000	0.0000	0.0000	0.0000	0.0000		0.0000	0.0000	0.0000		0.0000
Vendor	0.0164	0.0874	0.2320	4.7000e-004	0.0133	1.7200e-003	0.0150	3.7900e-003	1.5800e-003	5.3700e-003		43.8171	43.8171	3.4000e-004		43.8242
Worker	0.0437	0.0526	0.4876	1.7600e-003	0.1479	1.0700e-003	0.1489	0.0392	1.0000e-003	0.0402		121.4947	121.4947	5.5700e-003		121.6115
Total	**0.0601**	**0.1400**	**0.7196**	**2.2300e-003**	**0.1611**	**2.7900e-003**	**0.1639**	**0.0430**	**2.5800e-003**	**0.0456**		**165.3118**	**165.3118**	**5.9100e-003**		**165.4358**

Mitigated Construction On-Site

	ROG	NOx	CO	SO2	Fugitive PM10	Exhaust PM10	PM10 Total	Fugitive PM2.5	Exhaust PM2.5	PM2.5 Total	Bio- CO2	NBio- CO2	Total CO2	CH4	N2O	CO2e
Category	lb/day										lb/day					
Off-Road	1.4805	12.0434	13.3345	0.0219		0.5923	0.5923		0.5669	0.5669	0.0000	2,024.8583	2,024.8583	0.3984		2,033.2252

Total	**1.4805**	**12.0434**	**13.3345**	**0.0219**		**0.5923**	**0.5923**		**0.5669**	**0.5669**	**0.0000**	**2,024.8583**	**2,024.8583**	**0.3984**		**2,033.2252**

Mitigated Construction Off-Site

	ROG	NOx	CO	SO2	Fugitive PM10	Exhaust PM10	PM10 Total	Fugitive PM2.5	Exhaust PM2.5	PM2.5 Total	Bio- CO2	NBio- CO2	Total CO2	CH4	N2O	CO2e
Category	lb/day										lb/day					
Hauling	0.0000	0.0000	0.0000	0.0000	0.0000	0.0000	0.0000	0.0000	0.0000	0.0000		0.0000	0.0000	0.0000		0.0000
Vendor	0.0164	0.0874	0.2320	4.7000e-004	0.0133	1.7200e-003	0.0150	3.7900e-003	1.5800e-003	5.3700e-003		43.8171	43.8171	3.4000e-004		43.8242
Worker	0.0437	0.0526	0.4876	1.7600e-003	0.1479	1.0700e-003	0.1489	0.0392	1.0000e-003	0.0402		121.4947	121.4947	5.5700e-003		121.6115
Total	**0.0601**	**0.1400**	**0.7196**	**2.2300e-003**	**0.1611**	**2.7900e-003**	**0.1639**	**0.0430**	**2.5800e-003**	**0.0456**		**165.3118**	**165.3118**	**5.9100e-003**		**165.4358**

3.4 Paving - 2022

Unmitigated Construction On-Site

	ROG	NOx	CO	SO2	Fugitive PM10	Exhaust PM10	PM10 Total	Fugitive PM2.5	Exhaust PM2.5	PM2.5 Total	Bio- CO2	NBio- CO2	Total CO2	CH4	N2O	CO2e
Category	lb/day										lb/day					
Off-Road	0.3496	3.4772	4.9338	7.9700e-003		0.1674	0.1674		0.1540	0.1540		771.5211	771.5211	0.2495		776.7612
Paving	0.0000					0.0000	0.0000		0.0000	0.0000			0.0000			0.0000
Total	**0.3496**	**3.4772**	**4.9338**	**7.9700e-003**		**0.1674**	**0.1674**		**0.1540**	**0.1540**		**771.5211**	**771.5211**	**0.2495**		**776.7612**

Unmitigated Construction Off-Site

	ROG	NOx	CO	SO2	Fugitive PM10	Exhaust PM10	PM10 Total	Fugitive PM2.5	Exhaust PM2.5	PM2.5 Total	Bio- CO2	NBio- CO2	Total CO2	CH4	N2O	CO2e
Category	lb/day										lb/day					
Hauling	0.0000	0.0000	0.0000	0.0000	0.0000	0.0000	0.0000	0.0000	0.0000	0.0000		0.0000	0.0000	0.0000		0.0000
Vendor	0.0000	0.0000	0.0000	0.0000	0.0000	0.0000	0.0000	0.0000	0.0000	0.0000		0.0000	0.0000	0.0000		0.0000
Worker	0.0121	0.0146	0.1355	4.9000e-004	0.0411	3.0000e-004	0.0414	0.0109	2.8000e-004	0.0112		33.7485	33.7485	1.5500e-003		33.7810
Total	**0.0121**	**0.0146**	**0.1355**	**4.9000e-004**	**0.0411**	**3.0000e-004**	**0.0414**	**0.0109**	**2.8000e-004**	**0.0112**		**33.7485**	**33.7485**	**1.5500e-003**		**33.7810**

Mitigated Construction On-Site

	ROG	NOx	CO	SO2	Fugitive PM10	Exhaust PM10	PM10 Total	Fugitive PM2.5	Exhaust PM2.5	PM2.5 Total	Bio- CO2	NBio- CO2	Total CO2	CH4	N2O	CO2e
Category	lb/day										lb/day					
Off-Road	0.3496	3.4772	4.9338	7.9700e-003		0.1674	0.1674		0.1540	0.1540	0.0000	771.5211	771.5211	0.2495		776.7612
Paving	0.0000					0.0000	0.0000		0.0000	0.0000			0.0000			0.0000
Total	**0.3496**	**3.4772**	**4.9338**	**7.9700e-003**		**0.1674**	**0.1674**		**0.1540**	**0.1540**	**0.0000**	**771.5211**	**771.5211**	**0.2495**		**776.7612**

Mitigated Construction Off-Site

	ROG	NOx	CO	SO2	Fugitive PM10	Exhaust PM10	PM10 Total	Fugitive PM2.5	Exhaust PM2.5	PM2.5 Total	Bio- CO2	NBio- CO2	Total CO2	CH4	N2O	CO2e
Category	lb/day										lb/day					

Hauling	0.0000	0.0000	0.0000	0.0000	0.0000	0.0000	0.0000	0.0000	0.0000	0.0000		0.0000	0.0000	0.0000		0.0000
Vendor	0.0000	0.0000	0.0000	0.0000	0.0000	0.0000	0.0000	0.0000	0.0000	0.0000		0.0000	0.0000	0.0000		0.0000
Worker	0.0121	0.0146	0.1355	4.9000e-004	0.0411	3.0000e-004	0.0414	0.0109	2.8000e-004	0.0112		33.7485	33.7485	1.5500e-003		33.7810
Total	**0.0121**	**0.0146**	**0.1355**	**4.9000e-004**	**0.0411**	**3.0000e-004**	**0.0414**	**0.0109**	**2.8000e-004**	**0.0112**		**33.7485**	**33.7485**	**1.5500e-003**		**33.7810**

4.0 Operational Detail - Mobile

4.1 Mitigation Measures Mobile

	ROG	NOx	CO	SO2	Fugitive PM10	Exhaust PM10	PM10 Total	Fugitive PM2.5	Exhaust PM2.5	PM2.5 Total	Bio- CO2	NBio- CO2	Total CO2	CH4	N2O	CO2e
Category	lb/day										lb/day					
Mitigated	0.0000	0.0000	0.0000	0.0000	0.0000	0.0000	0.0000	0.0000	0.0000	0.0000		0.0000	0.0000	0.0000		0.0000
Unmitigated	0.0000	0.0000	0.0000	0.0000	0.0000	0.0000	0.0000	0.0000	0.0000	0.0000		0.0000	0.0000	0.0000		0.0000

4.2 Trip Summary Information

	Average Daily Trip Rate			Unmitigated	Mitigated
Land Use	Weekday	Saturday	Sunday	Annual VMT	Annual VMT
User Defined Industrial	0.00	0.00	0.00		
Total	0.00	0.00	0.00		

4.3 Trip Type Information

	Miles			Trip %			Trip Purpose %		
Land Use	H-W or C-W	H-S or C-C	H-O or C-NW	H-W or C-W	H-S or C-C	H-O or C-NW	Primary	Diverted	Pass-by
User Defined Industrial	9.50	7.30	7.30	0.00	0.00	0.00	0	0	0

LDA	LDT1	LDT2	MDV	LHD1	LHD2	MHD	HHD	OBUS	UBUS	MCY	SBUS	MH
0.512460	0.073465	0.191476	0.131038	0.036090	0.005150	0.012567	0.023297	0.001873	0.002046	0.006532	0.000565	0.003442

5.0 Energy Detail

4.4 Fleet Mix

Historical Energy Use: N

5.1 Mitigation Measures Energy

	ROG	NOx	CO	SO2	Fugitive PM10	Exhaust PM10	PM10 Total	Fugitive PM2.5	Exhaust PM2.5	PM2.5 Total	Bio- CO2	NBio- CO2	Total CO2	CH4	N2O	CO2e
Category	lb/day										lb/day					
NaturalGas Mitigated	0.0000	0.0000	0.0000	0.0000		0.0000	0.0000		0.0000	0.0000		0.0000	0.0000	0.0000	0.0000	0.0000
NaturalGas Unmitigated	0.0000	0.0000	0.0000	0.0000		0.0000	0.0000		0.0000	0.0000		0.0000	0.0000	0.0000	0.0000	0.0000

5.2 Energy by Land Use - NaturalGas

Unmitigated

	NaturalGas Use	ROG	NOx	CO	SO2	Fugitive PM10	Exhaust PM10	PM10 Total	Fugitive PM2.5	Exhaust PM2.5	PM2.5 Total	Bio- CO2	NBio- CO2	Total CO2	CH4	N2O	CO2e
Land Use	kBTU/yr	lb/day										lb/day					
User Defined Industrial	0	0.0000	0.0000	0.0000	0.0000		0.0000	0.0000		0.0000	0.0000		0.0000	0.0000	0.0000	0.0000	0.0000
Total		**0.0000**	**0.0000**	**0.0000**	**0.0000**		**0.0000**	**0.0000**		**0.0000**	**0.0000**		**0.0000**	**0.0000**	**0.0000**	**0.0000**	**0.0000**

Mitigated

	NaturalGas Use	ROG	NOx	CO	SO2	Fugitive PM10	Exhaust PM10	PM10 Total	Fugitive PM2.5	Exhaust PM2.5	PM2.5 Total	Bio- CO2	NBio- CO2	Total CO2	CH4	N2O	CO2e
Land Use	kBTU/yr	lb/day										lb/day					
User Defined Industrial	0	0.0000	0.0000	0.0000	0.0000		0.0000	0.0000		0.0000	0.0000		0.0000	0.0000	0.0000	0.0000	0.0000
Total		**0.0000**	**0.0000**	**0.0000**	**0.0000**		**0.0000**	**0.0000**		**0.0000**	**0.0000**		**0.0000**	**0.0000**	**0.0000**	**0.0000**	**0.0000**

6.0 Area Detail

6.1 Mitigation Measures Area

	ROG	NOx	CO	SO2	Fugitive PM10	Exhaust PM10	PM10 Total	Fugitive PM2.5	Exhaust PM2.5	PM2.5 Total	Bio- CO2	NBio- CO2	Total CO2	CH4	N2O	CO2e
Category	lb/day										lb/day					
Mitigated	1.0000e-005	0.0000	1.0000e-004	0.0000		0.0000	0.0000		0.0000	0.0000		2.2000e-004	2.2000e-004	0.0000		2.3000e-004
Unmitigated	1.0000e-005	0.0000	1.0000e-004	0.0000		0.0000	0.0000		0.0000	0.0000		2.2000e-004	2.2000e-004	0.0000		2.3000e-004

6.2 Area by SubCategory

Unmitigated

	ROG	NOx	CO	SO2	Fugitive PM10	Exhaust PM10	PM10 Total	Fugitive PM2.5	Exhaust PM2.5	PM2.5 Total	Bio- CO2	NBio- CO2	Total CO2	CH4	N2O	CO2e
SubCategory	lb/day										lb/day					
Architectural Coating	0.0000					0.0000	0.0000		0.0000	0.0000			0.0000			0.0000
Consumer Products	0.0000					0.0000	0.0000		0.0000	0.0000			0.0000			0.0000
Landscaping	1.0000e-005	0.0000	1.0000e-004	0.0000		0.0000	0.0000		0.0000	0.0000		2.2000e-004	2.2000e-004	0.0000		2.3000e-004
Total	**1.0000e-005**	**0.0000**	**1.0000e-004**	**0.0000**		**0.0000**	**0.0000**		**0.0000**	**0.0000**		**2.2000e-004**	**2.2000e-004**	**0.0000**		**2.3000e-004**

Mitigated

	ROG	NOx	CO	SO2	Fugitive PM10	Exhaust PM10	PM10 Total	Fugitive PM2.5	Exhaust PM2.5	PM2.5 Total	Bio- CO2	NBio- CO2	Total CO2	CH4	N2O	CO2e
SubCategory	lb/day										lb/day					
Architectural Coating	0.0000					0.0000	0.0000		0.0000	0.0000			0.0000			0.0000
Consumer Products	0.0000					0.0000	0.0000		0.0000	0.0000			0.0000			0.0000
Landscaping	1.0000e-005	0.0000	1.0000e-004	0.0000		0.0000	0.0000		0.0000	0.0000		2.2000e-004	2.2000e-004	0.0000		2.3000e-004
Total	**1.0000e-005**	**0.0000**	**1.0000e-004**	**0.0000**		**0.0000**	**0.0000**		**0.0000**	**0.0000**		**2.2000e-004**	**2.2000e-004**	**0.0000**		**2.3000e-004**

7.0 Water Detail

7.1 Mitigation Measures Water

8.0 Waste Detail

8.1 Mitigation Measures Waste

9.0 Operational Offroad

Equipment Type	Number	Hours/Day	Days/Year	Horse Power	Load Factor	Fuel Type

10.0 Vegetation

NC WRP Expansion Const

San Diego Air Basin, Winter

1.0 Project Characteristics

1.1 Land Usage

Land Uses	Size	Metric	Lot Acreage	Floor Surface Area	Population
User Defined Industrial	1.00	User Defined Unit	0.00	0.00	0

1.2 Other Project Characteristics

Urbanization	Urban	**Wind Speed (m/s)**	2.6	**Precipitation Freq (Days)**	40
Climate Zone	13			**Operational Year**	2020
Utility Company	San Diego Gas & Electric				
CO2 Intensity (lb/MWhr)	720.49	**CH4 Intensity (lb/MWhr)**	0.029	**N2O Intensity (lb/MWhr)**	0.006

1.3 User Entered Comments & Non-Default Data

Project Characteristics -

Land Use -

Construction Phase - Modified

Off-road Equipment - Modified

Off-road Equipment -

Off-road Equipment - Modified

Off-road Equipment - Modified

Trips and VMT - Modified

Table Name	Column Name	Default Value	New Value
tblConstructionPhase	NumDays	0.00	93.00
tblConstructionPhase	NumDays	0.00	20.00

tblConstructionPhase	NumDays	0.00	20.00
tblConstructionPhase	PhaseEndDate	11/15/2019	11/13/2020
tblConstructionPhase	PhaseStartDate	10/19/2019	10/19/2020
tblGrading	MaterialExported	0.00	160.00
tblOffRoadEquipment	OffRoadEquipmentUnitAmount	4.00	0.00
tblOffRoadEquipment	OffRoadEquipmentUnitAmount	2.00	1.00
tblOffRoadEquipment	OffRoadEquipmentUnitAmount	1.00	0.00
tblOffRoadEquipment	OffRoadEquipmentUnitAmount	1.00	0.00
tblOffRoadEquipment	OffRoadEquipmentUnitAmount	1.00	0.00
tblProjectCharacteristics	OperationalYear	2014	2020
tblTripsAndVMT	HaulingTripNumber	20.00	200.00
tblTripsAndVMT	VendorTripNumber	0.00	4.00
tblTripsAndVMT	VendorTripNumber	0.00	2.00
tblTripsAndVMT	WorkerTripNumber	0.00	18.00

2.0 Emissions Summary

2.1 Overall Construction (Maximum Daily Emission)

Unmitigated Construction

	ROG	NOx	CO	SO2	Fugitive PM10	Exhaust PM10	PM10 Total	Fugitive PM2.5	Exhaust PM2.5	PM2.5 Total	Bio- CO2	NBio- CO2	Total CO2	CH4	N2O	CO2e
Year	lb/day										lb/day					
2019	2.5823	20.5917	19.4094	0.0303	6.2651	1.2601	6.9673	3.3766	1.1933	4.0227	0.0000	2,836.9628	2,836.9628	0.6290	0.0000	2,850.1727
2020	0.4387	4.4898	5.0860	8.4600e-003	0.0411	0.2207	0.2618	0.0109	0.2031	0.2140	0.0000	806.4955	806.4955	0.2512	0.0000	811.7712
Total	**3.0210**	**25.0815**	**24.4954**	**0.0388**	**6.3062**	**1.4808**	**7.2291**	**3.3875**	**1.3964**	**4.2366**	**0.0000**	**3,643.4583**	**3,643.4583**	**0.8803**	**0.0000**	**3,661.9439**

Mitigated Construction

	ROG	NOx	CO	SO2	Fugitive PM10	Exhaust PM10	PM10 Total	Fugitive PM2.5	Exhaust PM2.5	PM2.5 Total	Bio- CO2	NBio- CO2	Total CO2	CH4	N2O	CO2e
Year	lb/day										lb/day					
2019	2.5823	20.5917	19.4094	0.0303	6.2651	1.2601	6.9673	3.3766	1.1933	4.0227	0.0000	2,836.9628	2,836.9628	0.6290	0.0000	2,850.1727
2020	0.4387	4.4898	5.0860	8.4600e-003	0.0411	0.2207	0.2618	0.0109	0.2031	0.2140	0.0000	806.4955	806.4955	0.2512	0.0000	811.7712
Total	**3.0210**	**25.0815**	**24.4954**	**0.0388**	**6.3062**	**1.4808**	**7.2291**	**3.3875**	**1.3964**	**4.2366**	**0.0000**	**3,643.4583**	**3,643.4583**	**0.8803**	**0.0000**	**3,661.9439**

	ROG	**NOx**	**CO**	**SO2**	**Fugitive PM10**	**Exhaust PM10**	**PM10 Total**	**Fugitive PM2.5**	**Exhaust PM2.5**	**PM2.5 Total**	**Bio- CO2**	**NBio-CO2**	**Total CO2**	**CH4**	**N20**	**CO2e**
Percent Reduction	**0.00**	**0.00**	**0.00**	**0.00**	**0.00**	**0.00**	**0.00**	**0.00**	**0.00**	**0.00**	**0.00**	**0.00**	**0.00**	**0.00**	**0.00**	**0.00**

2.2 Overall Operational

Unmitigated Operational

	ROG	NOx	CO	SO2	Fugitive PM10	Exhaust PM10	PM10 Total	Fugitive PM2.5	Exhaust PM2.5	PM2.5 Total	Bio- CO2	NBio- CO2	Total CO2	CH4	N2O	CO2e
Category	lb/day										lb/day					
Area	1.0000e-005	0.0000	1.0000e-004	0.0000		0.0000	0.0000		0.0000	0.0000		2.2000e-004	2.2000e-004	0.0000		2.3000e-004
Energy	0.0000	0.0000	0.0000	0.0000		0.0000	0.0000		0.0000	0.0000		0.0000	0.0000	0.0000	0.0000	0.0000
Mobile	0.0000	0.0000	0.0000	0.0000	0.0000	0.0000	0.0000	0.0000	0.0000	0.0000		0.0000	0.0000	0.0000		0.0000
Total	**1.0000e-005**	**0.0000**	**1.0000e-004**	**0.0000**	**0.0000**	**0.0000**	**0.0000**	**0.0000**	**0.0000**	**0.0000**		**2.2000e-004**	**2.2000e-004**	**0.0000**	**0.0000**	**2.3000e-004**

Mitigated Operational

	ROG	NOx	CO	SO2	Fugitive PM10	Exhaust PM10	PM10 Total	Fugitive PM2.5	Exhaust PM2.5	PM2.5 Total	Bio- CO2	NBio- CO2	Total CO2	CH4	N2O	CO2e
Category	lb/day										lb/day					
Area	1.0000e-005	0.0000	1.0000e-004	0.0000		0.0000	0.0000		0.0000	0.0000		2.2000e-004	2.2000e-004	0.0000		2.3000e-004
Energy	0.0000	0.0000	0.0000	0.0000		0.0000	0.0000		0.0000	0.0000		0.0000	0.0000	0.0000	0.0000	0.0000
Mobile	0.0000	0.0000	0.0000	0.0000	0.0000	0.0000	0.0000	0.0000	0.0000	0.0000		0.0000	0.0000	0.0000		0.0000
Total	**1.0000e-005**	**0.0000**	**1.0000e-004**	**0.0000**	**0.0000**	**0.0000**	**0.0000**	**0.0000**	**0.0000**	**0.0000**		**2.2000e-004**	**2.2000e-004**	**0.0000**	**0.0000**	**2.3000e-004**

	ROG	**NOx**	**CO**	**SO2**	**Fugitive PM10**	**Exhaust PM10**	**PM10 Total**	**Fugitive PM2.5**	**Exhaust PM2.5**	**PM2.5 Total**	**Bio- CO2**	**NBio-CO2**	**Total CO2**	**CH4**	**N20**	**CO2e**
Percent Reduction	**0.00**	**0.00**	**0.00**	**0.00**	**0.00**	**0.00**	**0.00**	**0.00**	**0.00**	**0.00**	**0.00**	**0.00**	**0.00**	**0.00**	**0.00**	**0.00**

3.0 Construction Detail

Construction Phase

Phase Number	Phase Name	Phase Type	Start Date	End Date	Num Days Week	Num Days	Phase Description
1	Site Preparation	Site Preparation	5/15/2019	6/11/2019	5	20	
2	Building Construction	Building Construction	6/12/2019	10/18/2019	5	93	
3	Paving	Paving	10/19/2020	11/13/2020	5	20	

Acres of Grading (Site Preparation Phase): 0

Acres of Grading (Grading Phase): 0

Acres of Paving: 0

Residential Indoor: 0; Residential Outdoor: 0; Non-Residential Indoor: 0; Non-Residential Outdoor: 0 (Architectural Coating – sqft)

OffRoad Equipment

Phase Name	Offroad Equipment Type	Amount	Usage Hours	Horse Power	Load Factor
Site Preparation	Graders	0	8.00	174	0.41
Site Preparation	Rubber Tired Dozers	1	8.00	255	0.40
Site Preparation	Tractors/Loaders/Backhoes	1	8.00	97	0.37
Building Construction	Cranes	1	4.00	226	0.29
Building Construction	Forklifts	1	6.00	89	0.20
Building Construction	Generator Sets	1	8.00	84	0.74
Building Construction	Tractors/Loaders/Backhoes	2	8.00	97	0.37
Building Construction	Tractors/Loaders/Backhoes	2	8.00	97	0.37
Building Construction	Welders	2	8.00	46	0.45
Paving	Cement and Mortar Mixers	0	6.00	9	0.56
Paving	Pavers	1	7.00	125	0.42
Paving	Paving Equipment	1	8.00	130	0.36
Paving	Rollers	0	7.00	80	0.38
Paving	Tractors/Loaders/Backhoes	0	7.00	97	0.37

Trips and VMT

Phase Name	Offroad Equipment Count	Worker Trip Number	Vendor Trip Number	Hauling Trip Number	Worker Trip Length	Vendor Trip Length	Hauling Trip Length	Worker Vehicle Class	Vendor Vehicle Class	Hauling Vehicle Class
Site Preparation	2	5.00	4.00	200.00	10.80	7.30	20.00	LD_Mix	HDT_Mix	HHDT
Building Construction	9	18.00	2.00	0.00	10.80	7.30	20.00	LD_Mix	HDT_Mix	HHDT
Paving	2	5.00	0.00	0.00	10.80	7.30	20.00	LD_Mix	HDT_Mix	HHDT

3.1 Mitigation Measures Construction

3.2 Site Preparation - 2019

Unmitigated Construction On-Site

	ROG	NOx	CO	SO2	Fugitive PM10	Exhaust PM10	PM10 Total	Fugitive PM2.5	Exhaust PM2.5	PM2.5 Total	Bio- CO2	NBio- CO2	Total CO2	CH4	N2O	CO2e

Category	lb/day										lb/day					
Fugitive Dust					6.0232	0.0000	6.0232	3.3104	0.0000	3.3104			0.0000			0.0000
Off-Road	1.2620	13.3891	10.8354	0.0120		0.6648	0.6648		0.6116	0.6116		1,189.7272	1,189.7272	0.3764		1,197.6319
Total	**1.2620**	**13.3891**	**10.8354**	**0.0120**	**6.0232**	**0.6648**	**6.6880**	**3.3104**	**0.6116**	**3.9220**		**1,189.7272**	**1,189.7272**	**0.3764**		**1,197.6319**

Unmitigated Construction Off-Site

	ROG	NOx	CO	SO2	Fugitive PM10	Exhaust PM10	PM10 Total	Fugitive PM2.5	Exhaust PM2.5	PM2.5 Total	Bio- CO2	NBio- CO2	Total CO2	CH4	N2O	CO2e
Category	lb/day										lb/day					
Hauling	0.1884	2.1276	2.3432	7.4400e-003	0.1743	0.0328	0.2071	0.0477	0.0302	0.0779		713.9945	713.9945	5.1800e-003		714.1031
Vendor	0.0386	0.2851	0.5192	9.4000e-004	0.0265	4.3400e-003	0.0309	7.5700e-003	3.9900e-003	0.0116		89.9236	89.9236	6.9000e-004		89.9380
Worker	0.0142	0.0176	0.1623	4.9000e-004	0.0411	2.9000e-004	0.0414	0.0109	2.7000e-004	0.0112		36.3694	36.3694	1.7600e-003		36.4064
Total	**0.2411**	**2.4303**	**3.0247**	**8.8700e-003**	**0.2419**	**0.0375**	**0.2793**	**0.0662**	**0.0345**	**0.1006**		**840.2874**	**840.2874**	**7.6300e-003**		**840.4475**

Mitigated Construction On-Site

	ROG	NOx	CO	SO2	Fugitive PM10	Exhaust PM10	PM10 Total	Fugitive PM2.5	Exhaust PM2.5	PM2.5 Total	Bio- CO2	NBio- CO2	Total CO2	CH4	N2O	CO2e
Category	lb/day										lb/day					
Fugitive Dust					6.0232	0.0000	6.0232	3.3104	0.0000	3.3104			0.0000			0.0000
Off-Road	1.2620	13.3891	10.8354	0.0120		0.6648	0.6648		0.6116	0.6116	0.0000	1,189.7272	1,189.7272	0.3764		1,197.6319

Total	**1.2620**	**13.3891**	**10.8354**	**0.0120**	**6.0232**	**0.6648**	**6.6880**	**3.3104**	**0.6116**	**3.9220**	**0.0000**	**1,189.7272**	**1,189.7272**	**0.3764**		**1,197.6319**

Mitigated Construction Off-Site

	ROG	NOx	CO	SO2	Fugitive PM10	Exhaust PM10	PM10 Total	Fugitive PM2.5	Exhaust PM2.5	PM2.5 Total	Bio- CO2	NBio- CO2	Total CO2	CH4	N2O	CO2e
Category	lb/day										lb/day					
Hauling	0.1884	2.1276	2.3432	7.4400e-003	0.1743	0.0328	0.2071	0.0477	0.0302	0.0779		713.9945	713.9945	5.1800e-003		714.1031
Vendor	0.0386	0.2851	0.5192	9.4000e-004	0.0265	4.3400e-003	0.0309	7.5700e-003	3.9900e-003	0.0116		89.9236	89.9236	6.9000e-004		89.9380
Worker	0.0142	0.0176	0.1623	4.9000e-004	0.0411	2.9000e-004	0.0414	0.0109	2.7000e-004	0.0112		36.3694	36.3694	1.7600e-003		36.4064
Total	**0.2411**	**2.4303**	**3.0247**	**8.8700e-003**	**0.2419**	**0.0375**	**0.2793**	**0.0662**	**0.0345**	**0.1006**		**840.2874**	**840.2874**	**7.6300e-003**		**840.4475**

3.3 Building Construction - 2019

Unmitigated Construction On-Site

	ROG	NOx	CO	SO2	Fugitive PM10	Exhaust PM10	PM10 Total	Fugitive PM2.5	Exhaust PM2.5	PM2.5 Total	Bio- CO2	NBio- CO2	Total CO2	CH4	N2O	CO2e
Category	lb/day										lb/day					
Off-Road	2.5121	20.3856	18.5655	0.0281		1.2569	1.2569		1.1904	1.1904		2,661.0711	2,661.0711	0.6224		2,674.1407
Total	**2.5121**	**20.3856**	**18.5655**	**0.0281**		**1.2569**	**1.2569**		**1.1904**	**1.1904**		**2,661.0711**	**2,661.0711**	**0.6224**		**2,674.1407**

Unmitigated Construction Off-Site

	ROG	NOx	CO	SO2	Fugitive PM10	Exhaust PM10	PM10 Total	Fugitive PM2.5	Exhaust PM2.5	PM2.5 Total	Bio- CO2	NBio- CO2	Total CO2	CH4	N2O	CO2e
Category	lb/day										lb/day					
Hauling	0.0000	0.0000	0.0000	0.0000	0.0000	0.0000	0.0000	0.0000	0.0000	0.0000		0.0000	0.0000	0.0000		0.0000
Vendor	0.0193	0.1426	0.2596	4.7000e-004	0.0133	2.1700e-003	0.0154	3.7900e-003	2.0000e-003	5.7800e-003		44.9618	44.9618	3.4000e-004		44.9690
Worker	0.0510	0.0635	0.5842	1.7600e-003	0.1479	1.0500e-003	0.1489	0.0392	9.7000e-004	0.0402		130.9299	130.9299	6.3400e-003		131.0630
Total	**0.0702**	**0.2060**	**0.8439**	**2.2300e-003**	**0.1611**	**3.2200e-003**	**0.1644**	**0.0430**	**2.9700e-003**	**0.0460**		**175.8917**	**175.8917**	**6.6800e-003**		**176.0320**

Mitigated Construction On-Site

	ROG	NOx	CO	SO2	Fugitive PM10	Exhaust PM10	PM10 Total	Fugitive PM2.5	Exhaust PM2.5	PM2.5 Total	Bio- CO2	NBio- CO2	Total CO2	CH4	N2O	CO2e
Category	lb/day										lb/day					
Off-Road	2.5121	20.3856	18.5655	0.0281		1.2569	1.2569		1.1904	1.1904	0.0000	2,661.0711	2,661.0711	0.6224		2,674.1407
Total	**2.5121**	**20.3856**	**18.5655**	**0.0281**		**1.2569**	**1.2569**		**1.1904**	**1.1904**	**0.0000**	**2,661.0711**	**2,661.0711**	**0.6224**		**2,674.1407**

Mitigated Construction Off-Site

	ROG	NOx	CO	SO2	Fugitive PM10	Exhaust PM10	PM10 Total	Fugitive PM2.5	Exhaust PM2.5	PM2.5 Total	Bio- CO2	NBio- CO2	Total CO2	CH4	N2O	CO2e
Category	lb/day										lb/day					

Hauling	0.0000	0.0000	0.0000	0.0000	0.0000	0.0000	0.0000	0.0000	0.0000	0.0000		0.0000	0.0000	0.0000		0.0000
Vendor	0.0193	0.1426	0.2596	4.7000e-004	0.0133	2.1700e-003	0.0154	3.7900e-003	2.0000e-003	5.7800e-003		44.9618	44.9618	3.4000e-004		44.9690
Worker	0.0510	0.0635	0.5842	1.7600e-003	0.1479	1.0500e-003	0.1489	0.0392	9.7000e-004	0.0402		130.9299	130.9299	6.3400e-003		131.0630
Total	**0.0702**	**0.2060**	**0.8439**	**2.2300e-003**	**0.1611**	**3.2200e-003**	**0.1644**	**0.0430**	**2.9700e-003**	**0.0460**		**175.8917**	**175.8917**	**6.6800e-003**		**176.0320**

3.4 Paving - 2020

Unmitigated Construction On-Site

	ROG	NOx	CO	SO2	Fugitive PM10	Exhaust PM10	PM10 Total	Fugitive PM2.5	Exhaust PM2.5	PM2.5 Total	Bio- CO2	NBio- CO2	Total CO2	CH4	N2O	CO2e
Category	lb/day										lb/day					
Off-Road	0.4253	4.4733	4.9344	7.9700e-003		0.2204	0.2204		0.2028	0.2028		771.5919	771.5919	0.2496		776.8324
Paving	0.0000					0.0000	0.0000		0.0000	0.0000			0.0000			0.0000
Total	**0.4253**	**4.4733**	**4.9344**	**7.9700e-003**		**0.2204**	**0.2204**		**0.2028**	**0.2028**		**771.5919**	**771.5919**	**0.2496**		**776.8324**

Unmitigated Construction Off-Site

	ROG	NOx	CO	SO2	Fugitive PM10	Exhaust PM10	PM10 Total	Fugitive PM2.5	Exhaust PM2.5	PM2.5 Total	Bio- CO2	NBio- CO2	Total CO2	CH4	N2O	CO2e
Category	lb/day										lb/day					
Hauling	0.0000	0.0000	0.0000	0.0000	0.0000	0.0000	0.0000	0.0000	0.0000	0.0000		0.0000	0.0000	0.0000		0.0000
Vendor	0.0000	0.0000	0.0000	0.0000	0.0000	0.0000	0.0000	0.0000	0.0000	0.0000		0.0000	0.0000	0.0000		0.0000
Worker	0.0134	0.0165	0.1516	4.9000e-004	0.0411	2.9000e-004	0.0414	0.0109	2.7000e-004	0.0112		34.9036	34.9036	1.6700e-003		34.9388
Total	**0.0134**	**0.0165**	**0.1516**	**4.9000e-004**	**0.0411**	**2.9000e-004**	**0.0414**	**0.0109**	**2.7000e-004**	**0.0112**		**34.9036**	**34.9036**	**1.6700e-003**		**34.9388**

Mitigated Construction On-Site

	ROG	NOx	CO	SO2	Fugitive PM10	Exhaust PM10	PM10 Total	Fugitive PM2.5	Exhaust PM2.5	PM2.5 Total	Bio- CO2	NBio- CO2	Total CO2	CH4	N2O	CO2e
Category	lb/day										lb/day					
Off-Road	0.4253	4.4733	4.9344	7.9700e-003		0.2204	0.2204		0.2028	0.2028	0.0000	771.5919	771.5919	0.2496		776.8324
Paving	0.0000					0.0000	0.0000		0.0000	0.0000			0.0000			0.0000
Total	**0.4253**	**4.4733**	**4.9344**	**7.9700e-003**		**0.2204**	**0.2204**		**0.2028**	**0.2028**	**0.0000**	**771.5919**	**771.5919**	**0.2496**		**776.8324**

Mitigated Construction Off-Site

	ROG	NOx	CO	SO2	Fugitive PM10	Exhaust PM10	PM10 Total	Fugitive PM2.5	Exhaust PM2.5	PM2.5 Total	Bio- CO2	NBio- CO2	Total CO2	CH4	N2O	CO2e
Category	lb/day										lb/day					
Hauling	0.0000	0.0000	0.0000	0.0000	0.0000	0.0000	0.0000	0.0000	0.0000	0.0000		0.0000	0.0000	0.0000		0.0000
Vendor	0.0000	0.0000	0.0000	0.0000	0.0000	0.0000	0.0000	0.0000	0.0000	0.0000		0.0000	0.0000	0.0000		0.0000
Worker	0.0134	0.0165	0.1516	4.9000e-004	0.0411	2.9000e-004	0.0414	0.0109	2.7000e-004	0.0112		34.9036	34.9036	1.6700e-003		34.9388
Total	**0.0134**	**0.0165**	**0.1516**	**4.9000e-004**	**0.0411**	**2.9000e-004**	**0.0414**	**0.0109**	**2.7000e-004**	**0.0112**		**34.9036**	**34.9036**	**1.6700e-003**		**34.9388**

4.0 Operational Detail - Mobile

4.1 Mitigation Measures Mobile

	ROG	NOx	CO	SO2	Fugitive PM10	Exhaust PM10	PM10 Total	Fugitive PM2.5	Exhaust PM2.5	PM2.5 Total	Bio- CO2	NBio- CO2	Total CO2	CH4	N2O	CO2e
Category	lb/day										lb/day					
Mitigated	0.0000	0.0000	0.0000	0.0000	0.0000	0.0000	0.0000	0.0000	0.0000	0.0000		0.0000	0.0000	0.0000		0.0000
Unmitigated	0.0000	0.0000	0.0000	0.0000	0.0000	0.0000	0.0000	0.0000	0.0000	0.0000		0.0000	0.0000	0.0000		0.0000

4.2 Trip Summary Information

	Average Daily Trip Rate			Unmitigated	Mitigated
Land Use	Weekday	Saturday	Sunday	Annual VMT	Annual VMT
User Defined Industrial	0.00	0.00	0.00		
Total	0.00	0.00	0.00		

4.3 Trip Type Information

	Miles			Trip %			Trip Purpose %		
Land Use	H-W or C-W	H-S or C-C	H-O or C-NW	H-W or C-W	H-S or C-C	H-O or C-NW	Primary	Diverted	Pass-by
User Defined Industrial	9.50	7.30	7.30	0.00	0.00	0.00	0	0	0

LDA	LDT1	LDT2	MDV	LHD1	LHD2	MHD	HHD	OBUS	UBUS	MCY	SBUS	MH
0.513300	0.073549	0.191092	0.130830	0.036094	0.005140	0.012550	0.022916	0.001871	0.002062	0.006564	0.000586	0.003446

5.0 Energy Detail

4.4 Fleet Mix

Historical Energy Use: N

5.1 Mitigation Measures Energy

	ROG	NOx	CO	SO2	Fugitive PM10	Exhaust PM10	PM10 Total	Fugitive PM2.5	Exhaust PM2.5	PM2.5 Total	Bio- CO2	NBio- CO2	Total CO2	CH4	N2O	CO2e
Category	lb/day										lb/day					
NaturalGas Mitigated	0.0000	0.0000	0.0000	0.0000		0.0000	0.0000		0.0000	0.0000		0.0000	0.0000	0.0000	0.0000	0.0000
NaturalGas Unmitigated	0.0000	0.0000	0.0000	0.0000		0.0000	0.0000		0.0000	0.0000		0.0000	0.0000	0.0000	0.0000	0.0000

5.2 Energy by Land Use - NaturalGas

Unmitigated

	NaturalGas Use	ROG	NOx	CO	SO2	Fugitive PM10	Exhaust PM10	PM10 Total	Fugitive PM2.5	Exhaust PM2.5	PM2.5 Total	Bio- CO2	NBio- CO2	Total CO2	CH4	N2O	CO2e
Land Use	kBTU/yr	lb/day										lb/day					
User Defined Industrial	0	0.0000	0.0000	0.0000	0.0000		0.0000	0.0000		0.0000	0.0000		0.0000	0.0000	0.0000	0.0000	0.0000
Total		**0.0000**	**0.0000**	**0.0000**	**0.0000**		**0.0000**	**0.0000**		**0.0000**	**0.0000**		**0.0000**	**0.0000**	**0.0000**	**0.0000**	**0.0000**

Mitigated

	NaturalGas Use	ROG	NOx	CO	SO2	Fugitive PM10	Exhaust PM10	PM10 Total	Fugitive PM2.5	Exhaust PM2.5	PM2.5 Total	Bio- CO2	NBio- CO2	Total CO2	CH4	N2O	CO2e
Land Use	kBTU/yr	lb/day										lb/day					
User Defined Industrial	0	0.0000	0.0000	0.0000	0.0000		0.0000	0.0000		0.0000	0.0000		0.0000	0.0000	0.0000	0.0000	0.0000
Total		**0.0000**	**0.0000**	**0.0000**	**0.0000**		**0.0000**	**0.0000**		**0.0000**	**0.0000**		**0.0000**	**0.0000**	**0.0000**	**0.0000**	**0.0000**

6.0 Area Detail

6.1 Mitigation Measures Area

	ROG	NOx	CO	SO2	Fugitive PM10	Exhaust PM10	PM10 Total	Fugitive PM2.5	Exhaust PM2.5	PM2.5 Total	Bio- CO2	NBio- CO2	Total CO2	CH4	N2O	CO2e
Category	lb/day										lb/day					
Mitigated	1.0000e-005	0.0000	1.0000e-004	0.0000		0.0000	0.0000		0.0000	0.0000		2.2000e-004	2.2000e-004	0.0000		2.3000e-004
Unmitigated	1.0000e-005	0.0000	1.0000e-004	0.0000		0.0000	0.0000		0.0000	0.0000		2.2000e-004	2.2000e-004	0.0000		2.3000e-004

6.2 Area by SubCategory

Unmitigated

	ROG	NOx	CO	SO2	Fugitive PM10	Exhaust PM10	PM10 Total	Fugitive PM2.5	Exhaust PM2.5	PM2.5 Total	Bio- CO2	NBio- CO2	Total CO2	CH4	N2O	CO2e
SubCategory	lb/day										lb/day					
Architectural Coating	0.0000					0.0000	0.0000		0.0000	0.0000			0.0000			0.0000
Consumer Products	0.0000					0.0000	0.0000		0.0000	0.0000			0.0000			0.0000
Landscaping	1.0000e-005	0.0000	1.0000e-004	0.0000		0.0000	0.0000		0.0000	0.0000		2.2000e-004	2.2000e-004	0.0000		2.3000e-004
Total	**1.0000e-005**	**0.0000**	**1.0000e-004**	**0.0000**		**0.0000**	**0.0000**		**0.0000**	**0.0000**		**2.2000e-004**	**2.2000e-004**	**0.0000**		**2.3000e-004**

Mitigated

	ROG	NOx	CO	SO2	Fugitive PM10	Exhaust PM10	PM10 Total	Fugitive PM2.5	Exhaust PM2.5	PM2.5 Total	Bio- CO2	NBio- CO2	Total CO2	CH4	N2O	CO2e
SubCategory	lb/day										lb/day					
Architectural Coating	0.0000					0.0000	0.0000		0.0000	0.0000			0.0000			0.0000
Consumer Products	0.0000					0.0000	0.0000		0.0000	0.0000			0.0000			0.0000
Landscaping	1.0000e-005	0.0000	1.0000e-004	0.0000		0.0000	0.0000		0.0000	0.0000		2.2000e-004	2.2000e-004	0.0000		2.3000e-004
Total	**1.0000e-005**	**0.0000**	**1.0000e-004**	**0.0000**		**0.0000**	**0.0000**		**0.0000**	**0.0000**		**2.2000e-004**	**2.2000e-004**	**0.0000**		**2.3000e-004**

7.0 Water Detail

7.1 Mitigation Measures Water

8.0 Waste Detail

8.1 Mitigation Measures Waste

9.0 Operational Offroad

Equipment Type	Number	Hours/Day	Days/Year	Horse Power	Load Factor	Fuel Type

10.0 Vegetation

North City Purified Water Pipeline

San Diego Air Basin, Summer

1.0 Project Characteristics

1.1 Land Usage

Land Uses	Size	Metric	Lot Acreage	Floor Surface Area	Population
User Defined Industrial	1.00	User Defined Unit	0.00	0.00	0

1.2 Other Project Characteristics

Urbanization	Urban	**Wind Speed (m/s)**	2.6	**Precipitation Freq (Days)**	40
Climate Zone	13			**Operational Year**	2022
Utility Company	San Diego Gas & Electric				
CO2 Intensity (lb/MWhr)	720.49	**CH4 Intensity (lb/MWhr)**	0.029	**N2O Intensity (lb/MWhr)**	0.006

1.3 User Entered Comments & Non-Default Data

Project Characteristics -

Land Use -

Construction Phase - modified

Off-road Equipment - modified

Off-road Equipment - modified

Off-road Equipment - modified

Off-road Equipment - modified

Off-road Equipment - modified

Off-road Equipment - modified

Off-road Equipment - modified

Off-road Equipment - modified

Off-road Equipment - modified

Trips and VMT - modified

Grading -

Construction Off-road Equipment Mitigation - All Tier 2 equipment

Table Name	Column Name	Default Value	New Value
tblConstructionPhase	NumDays	0.00	751.00
tblConstructionPhase	NumDays	0.00	762.00
tblConstructionPhase	NumDays	0.00	10.00
tblConstructionPhase	NumDays	0.00	10.00
tblConstructionPhase	NumDays	0.00	10.00
tblConstructionPhase	NumDays	0.00	10.00
tblConstructionPhase	NumDays	0.00	10.00
tblConstructionPhase	NumDays	0.00	21.00
tblConstructionPhase	PhaseEndDate	2/28/2025	4/14/2022
tblConstructionPhase	PhaseEndDate	4/28/2022	11/28/2019
tblConstructionPhase	PhaseEndDate	12/12/2019	5/28/2020
tblConstructionPhase	PhaseEndDate	6/11/2020	11/28/2020
tblConstructionPhase	PhaseEndDate	12/11/2020	5/28/2021
tblConstructionPhase	PhaseEndDate	6/11/2021	11/28/2021
tblConstructionPhase	PhaseEndDate	12/27/2021	5/15/2022
tblConstructionPhase	PhaseStartDate	4/15/2022	5/30/2019
tblConstructionPhase	PhaseStartDate	4/15/2022	11/15/2019
tblConstructionPhase	PhaseStartDate	11/29/2019	5/15/2020
tblConstructionPhase	PhaseStartDate	5/29/2020	11/15/2020
tblConstructionPhase	PhaseStartDate	11/29/2020	5/15/2021
tblConstructionPhase	PhaseStartDate	5/29/2021	11/15/2021
tblConstructionPhase	PhaseStartDate	11/29/2021	4/15/2022
tblGrading	MaterialExported	0.00	60,960.00
tblOffRoadEquipment	LoadFactor	0.50	0.50
tblOffRoadEquipment	OffRoadEquipmentType		Trenchers

tblOffRoadEquipment	OffRoadEquipmentUnitAmount	4.00	0.00
tblOffRoadEquipment	OffRoadEquipmentUnitAmount	4.00	0.00
tblOffRoadEquipment	OffRoadEquipmentUnitAmount	4.00	0.00
tblOffRoadEquipment	OffRoadEquipmentUnitAmount	4.00	0.00
tblOffRoadEquipment	OffRoadEquipmentUnitAmount	4.00	0.00
tblOffRoadEquipment	OffRoadEquipmentUnitAmount	4.00	0.00
tblOffRoadEquipment	OffRoadEquipmentUnitAmount	1.00	0.00
tblOffRoadEquipment	OffRoadEquipmentUnitAmount	1.00	2.00
tblOffRoadEquipment	OffRoadEquipmentUnitAmount	1.00	2.00
tblOffRoadEquipment	OffRoadEquipmentUnitAmount	1.00	2.00
tblOffRoadEquipment	OffRoadEquipmentUnitAmount	1.00	2.00
tblOffRoadEquipment	OffRoadEquipmentUnitAmount	1.00	2.00
tblOffRoadEquipment	OffRoadEquipmentUnitAmount	1.00	2.00
tblOffRoadEquipment	OffRoadEquipmentUnitAmount	1.00	2.00
tblOffRoadEquipment	OffRoadEquipmentUnitAmount	1.00	2.00
tblOffRoadEquipment	OffRoadEquipmentUnitAmount	1.00	2.00
tblOffRoadEquipment	OffRoadEquipmentUnitAmount	1.00	2.00
tblOffRoadEquipment	OffRoadEquipmentUnitAmount	1.00	2.00
tblOffRoadEquipment	OffRoadEquipmentUnitAmount	1.00	2.00
tblOffRoadEquipment	OffRoadEquipmentUnitAmount	1.00	2.00
tblOffRoadEquipment	OffRoadEquipmentUnitAmount	1.00	2.00
tblOffRoadEquipment	OffRoadEquipmentUnitAmount	2.00	4.00
tblOffRoadEquipment	OffRoadEquipmentUnitAmount	1.00	0.00
tblOffRoadEquipment	OffRoadEquipmentUnitAmount	1.00	0.00
tblOffRoadEquipment	OffRoadEquipmentUnitAmount	1.00	0.00
tblOffRoadEquipment	OffRoadEquipmentUnitAmount	1.00	0.00
tblOffRoadEquipment	OffRoadEquipmentUnitAmount	1.00	0.00
tblOffRoadEquipment	OffRoadEquipmentUnitAmount	1.00	0.00
tblOffRoadEquipment	UsageHours	7.00	8.00
tblOffRoadEquipment	UsageHours	7.00	8.00

tblOffRoadEquipment	UsageHours	7.00	8.00
tblOffRoadEquipment	UsageHours	7.00	8.00
tblOffRoadEquipment	UsageHours	7.00	8.00
tblOffRoadEquipment	UsageHours	7.00	8.00
tblOffRoadEquipment	UsageHours	7.00	8.00
tblOffRoadEquipment	UsageHours	7.00	8.00
tblOffRoadEquipment	UsageHours	7.00	8.00
tblOffRoadEquipment	UsageHours	7.00	8.00
tblOffRoadEquipment	UsageHours	1.00	8.00
tblOffRoadEquipment	UsageHours	6.00	8.00
tblOffRoadEquipment	UsageHours	7.00	8.00
tblOffRoadEquipment	UsageHours	7.00	8.00
tblProjectCharacteristics	OperationalYear	2014	2022
tblTripsAndVMT	VendorTripNumber	0.00	4.00
tblTripsAndVMT	WorkerTripNumber	0.00	15.00

2.0 Emissions Summary

2.1 Overall Construction (Maximum Daily Emission)

Unmitigated Construction

	ROG	NOx	CO	SO2	Fugitive PM10	Exhaust PM10	PM10 Total	Fugitive PM2.5	Exhaust PM2.5	PM2.5 Total	Bio- CO2	NBio- CO2	Total CO2	CH4	N2O	CO2e
Year	lb/day										lb/day					
2019	7.3975	75.1708	65.4513	0.0983	13.1864	4.0943	17.2807	6.9147	3.7668	10.6815	0.0000	9,573.1664	9,573.1664	2.6641	0.0000	9,629.1121
2020	6.8785	68.8762	63.7518	0.0983	12.9603	3.6974	16.6577	6.8592	3.4016	10.2608	0.0000	9,356.3185	9,356.3185	2.6631	0.0000	9,412.2440
2021	6.3083	62.3002	61.9539	0.0983	12.9618	3.2673	16.2291	6.8596	3.0059	9.8655	0.0000	9,346.0899	9,346.0899	2.6618	0.0000	9,401.9873
2022	4.6793	45.1813	46.2190	0.0745	13.8140	2.3136	16.1276	7.0663	2.1285	9.1948	0.0000	7,073.3824	7,073.3824	1.9588	0.0000	7,114.5181

Total	**25.2636**	**251.5286**	**237.3760**	**0.3694**	**52.9226**	**13.3725**	**66.2951**	**27.6998**	**12.3028**	**40.0026**	**0.0000**	**35,348.9571**	**35,348.9571**	**9.9478**	**0.0000**	**35,557.8615**

Mitigated Construction

	ROG	NOx	CO	SO2	Fugitive PM10	Exhaust PM10	PM10 Total	Fugitive PM2.5	Exhaust PM2.5	PM2.5 Total	Bio- CO2	NBio- CO2	Total CO2	CH4	N2O	CO2e
Year	lb/day										lb/day					
2019	7.3975	75.1708	65.4513	0.0983	6.5559	4.0943	10.6502	3.2725	3.7668	7.0393	0.0000	9,573.1664	9,573.1664	2.6641	0.0000	9,629.1121
2020	6.8785	68.8762	63.7518	0.0983	6.3299	3.6974	10.0273	3.2170	3.4016	6.6187	0.0000	9,356.3185	9,356.3185	2.6631	0.0000	9,412.2440
2021	6.3083	62.3002	61.9539	0.0983	6.3314	3.2673	9.5986	3.2174	3.0059	6.2233	0.0000	9,346.0899	9,346.0899	2.6618	0.0000	9,401.9873
2022	4.6793	45.1813	46.2190	0.0745	7.1836	2.3136	9.4972	3.4241	2.1285	5.5527	0.0000	7,073.3824	7,073.3824	1.9588	0.0000	7,114.5181
Total	**25.2636**	**251.5286**	**237.3760**	**0.3694**	**26.4007**	**13.3725**	**39.7732**	**13.1311**	**12.3028**	**25.4339**	**0.0000**	**35,348.9571**	**35,348.9571**	**9.9478**	**0.0000**	**35,557.8615**

	ROG	**NOx**	**CO**	**SO2**	**Fugitive PM10**	**Exhaust PM10**	**PM10 Total**	**Fugitive PM2.5**	**Exhaust PM2.5**	**PM2.5 Total**	**Bio- CO2**	**NBio-CO2**	**Total CO2**	**CH4**	**N20**	**CO2e**
Percent Reduction	**0.00**	**0.00**	**0.00**	**0.00**	**50.11**	**0.00**	**40.01**	**52.60**	**0.00**	**36.42**	**0.00**	**0.00**	**0.00**	**0.00**	**0.00**	**0.00**

2.2 Overall Operational

Unmitigated Operational

	ROG	NOx	CO	SO2	Fugitive PM10	Exhaust PM10	PM10 Total	Fugitive PM2.5	Exhaust PM2.5	PM2.5 Total	Bio- CO2	NBio- CO2	Total CO2	CH4	N2O	CO2e
Category	lb/day										lb/day					
Area	1.0000e-005	0.0000	1.0000e-004	0.0000		0.0000	0.0000		0.0000	0.0000		2.2000e-004	2.2000e-004	0.0000		2.3000e-004
Energy	0.0000	0.0000	0.0000	0.0000		0.0000	0.0000		0.0000	0.0000		0.0000	0.0000	0.0000	0.0000	0.0000

Mobile	0.0000	0.0000	0.0000	0.0000	0.0000	0.0000	0.0000	0.0000	0.0000	0.0000		0.0000	0.0000	0.0000		0.0000
Total	**1.0000e-005**	**0.0000**	**1.0000e-004**	**0.0000**	**0.0000**	**0.0000**	**0.0000**	**0.0000**	**0.0000**	**0.0000**		**2.2000e-004**	**2.2000e-004**	**0.0000**	**0.0000**	**2.3000e-004**

Mitigated Operational

	ROG	NOx	CO	SO2	Fugitive PM10	Exhaust PM10	PM10 Total	Fugitive PM2.5	Exhaust PM2.5	PM2.5 Total	Bio- CO2	NBio- CO2	Total CO2	CH4	N2O	CO2e
Category	lb/day										lb/day					
Area	1.0000e-005	0.0000	1.0000e-004	0.0000		0.0000	0.0000		0.0000	0.0000		2.2000e-004	2.2000e-004	0.0000		2.3000e-004
Energy	0.0000	0.0000	0.0000	0.0000		0.0000	0.0000		0.0000	0.0000		0.0000	0.0000	0.0000	0.0000	0.0000
Mobile	0.0000	0.0000	0.0000	0.0000	0.0000	0.0000	0.0000	0.0000	0.0000	0.0000		0.0000	0.0000	0.0000		0.0000
Total	**1.0000e-005**	**0.0000**	**1.0000e-004**	**0.0000**	**0.0000**	**0.0000**	**0.0000**	**0.0000**	**0.0000**	**0.0000**		**2.2000e-004**	**2.2000e-004**	**0.0000**	**0.0000**	**2.3000e-004**

	ROG	**NOx**	**CO**	**SO2**	**Fugitive PM10**	**Exhaust PM10**	**PM10 Total**	**Fugitive PM2.5**	**Exhaust PM2.5**	**PM2.5 Total**	**Bio- CO2**	**NBio-CO2**	**Total CO2**	**CH4**	**N20**	**CO2e**
Percent Reduction	**0.00**	**0.00**	**0.00**	**0.00**	**0.00**	**0.00**	**0.00**	**0.00**	**0.00**	**0.00**	**0.00**	**0.00**	**0.00**	**0.00**	**0.00**	**0.00**

3.0 Construction Detail

Construction Phase

Phase Number	Phase Name	Phase Type	Start Date	End Date	Num Days Week	Num Days	Phase Description
1	Trenching	Grading	5/15/2019	4/14/2022	5	762	
2	Installation	Building Construction	5/30/2019	4/14/2022	5	751	
3	Paving 1	Paving	11/15/2019	11/28/2019	5	10	
4	Paving 2	Paving	5/15/2020	5/28/2020	5	10	
5	Paving 3	Paving	11/15/2020	11/28/2020	5	10	

6	Paving 4	Paving	5/15/2021	5/28/2021	5	10	
7	Paving 5	Paving	11/15/2021	11/28/2021	5	10	
8	Final Paving	Paving	4/15/2022	5/15/2022	5	21	

Acres of Grading (Site Preparation Phase): 0

Acres of Grading (Grading Phase): 0

Acres of Paving: 0

Residential Indoor: 0; Residential Outdoor: 0; Non-Residential Indoor: 0; Non-Residential Outdoor: 0 (Architectural Coating – sqft)

OffRoad Equipment

Phase Name	Offroad Equipment Type	Amount	Usage Hours	Horse Power	Load Factor
Trenching	Concrete/Industrial Saws	0	8.00	81	0.73
Trenching	Excavators	2	8.00	162	0.38
Trenching	Rubber Tired Dozers	2	8.00	255	0.40
Trenching	Tractors/Loaders/Backhoes	4	8.00	97	0.37
Installation	Cranes	2	4.00	226	0.29
Installation	Forklifts	2	6.00	89	0.20
Installation	Tractors/Loaders/Backhoes	2	8.00	97	0.37
Paving 1	Cement and Mortar Mixers	0	6.00	9	0.56
Paving 1	Pavers	2	8.00	125	0.42
Paving 1	Paving Equipment	2	8.00	130	0.36
Paving 1	Rollers	2	8.00	80	0.38
Paving 1	Tractors/Loaders/Backhoes	0	7.00	97	0.37
Paving 2	Cement and Mortar Mixers	0	6.00	9	0.56
Paving 2	Pavers	2	8.00	125	0.42
Paving 2	Paving Equipment	2	8.00	130	0.36
Paving 2	Rollers	2	8.00	80	0.38
Paving 2	Tractors/Loaders/Backhoes	0	8.00	97	0.37
Paving 3	Cement and Mortar Mixers	0	6.00	9	0.56
Paving 3	Pavers	2	8.00	125	0.42

Paving 3	Paving Equipment	2	8.00	130	0.36
Paving 3	Rollers	2	8.00	80	0.38
Paving 3	Tractors/Loaders/Backhoes	0	7.00	97	0.37
Paving 4	Cement and Mortar Mixers	0	6.00	9	0.56
Paving 4	Pavers	2	8.00	125	0.42
Paving 4	Paving Equipment	2	8.00	130	0.36
Paving 4	Rollers	2	8.00	80	0.38
Paving 4	Tractors/Loaders/Backhoes	0	8.00	97	0.37
Paving 5	Cement and Mortar Mixers	0	6.00	9	0.56
Paving 5	Pavers	2	7.00	125	0.42
Paving 5	Paving Equipment	2	8.00	130	0.36
Paving 5	Rollers	2	7.00	80	0.38
Paving 5	Tractors/Loaders/Backhoes	0	7.00	97	0.37
Final Paving	Cement and Mortar Mixers	0	6.00	9	0.56
Final Paving	Pavers	2	8.00	125	0.42
Final Paving	Paving Equipment	2	8.00	130	0.36
Final Paving	Rollers	2	8.00	80	0.38
Final Paving	Tractors/Loaders/Backhoes	0	7.00	97	0.37
Trenching	Trenchers	2	8.00	80	0.50

Trips and VMT

Phase Name	Offroad Equipment Count	Worker Trip Number	Vendor Trip Number	Hauling Trip Number	Worker Trip Length	Vendor Trip Length	Hauling Trip Length	Worker Vehicle Class	Vendor Vehicle Class	Hauling Vehicle Class
Trenching	10	25.00	4.00	7,620.00	10.80	7.30	20.00	LD_Mix	HDT_Mix	HHDT
Installation	6	15.00	0.00	0.00	10.80	7.30	20.00	LD_Mix	HDT_Mix	HHDT
Paving 1	6	15.00	0.00	0.00	10.80	7.30	20.00	LD_Mix	HDT_Mix	HHDT
Paving 2	6	15.00	0.00	0.00	10.80	7.30	20.00	LD_Mix	HDT_Mix	HHDT
Paving 3	6	15.00	0.00	0.00	10.80	7.30	20.00	LD_Mix	HDT_Mix	HHDT
Paving 4	6	15.00	0.00	0.00	10.80	7.30	20.00	LD_Mix	HDT_Mix	HHDT
Paving 5	6	15.00	0.00	0.00	10.80	7.30	20.00	LD_Mix	HDT_Mix	HHDT

Final Paving	6	15.00	0.00	0.00	10.80	7.30	20.00	LD_Mix	HDT_Mix	HHDT

3.1 Mitigation Measures Construction

Water Exposed Area

Clean Paved Roads

3.2 Trenching - 2019

Unmitigated Construction On-Site

	ROG	NOx	CO	SO2	Fugitive PM10	Exhaust PM10	PM10 Total	Fugitive PM2.5	Exhaust PM2.5	PM2.5 Total	Bio- CO2	NBio- CO2	Total CO2	CH4	N2O	CO2e
Category	lb/day										lb/day					
Fugitive Dust					12.0554	0.0000	12.0554	6.6222	0.0000	6.6222			0.0000			0.0000
Off-Road	4.4197	45.0281	38.4083	0.0478		2.5175	2.5175		2.3161	2.3161		4,730.9209	4,730.9209	1.4968		4,762.3540
Total	**4.4197**	**45.0281**	**38.4083**	**0.0478**	**12.0554**	**2.5175**	**14.5729**	**6.6222**	**2.3161**	**8.9382**		**4,730.9209**	**4,730.9209**	**1.4968**		**4,762.3540**

Unmitigated Construction Off-Site

	ROG	NOx	CO	SO2	Fugitive PM10	Exhaust PM10	PM10 Total	Fugitive PM2.5	Exhaust PM2.5	PM2.5 Total	Bio- CO2	NBio- CO2	Total CO2	CH4	N2O	CO2e
Category	lb/day										lb/day					
Hauling	0.1716	2.0615	1.7965	7.4500e-003	0.6526	0.0327	0.6854	0.1651	0.0301	0.1952		715.6787	715.6787	5.1000e-003		715.7858
Vendor	0.0337	0.2788	0.3782	9.5000e-004	0.0265	4.3000e-003	0.0308	7.5700e-003	3.9500e-003	0.0115		90.6238	90.6238	6.7000e-004		90.6378
Worker	0.0673	0.0786	0.8469	2.6000e-003	0.2054	1.4500e-003	0.2068	0.0545	1.3500e-003	0.0558		193.6631	193.6631	8.8100e-003		193.8480
Total	**0.2726**	**2.4189**	**3.0215**	**0.0110**	**0.8845**	**0.0385**	**0.9230**	**0.2272**	**0.0354**	**0.2626**		**999.9656**	**999.9656**	**0.0146**		**1,000.2716**

Mitigated Construction On-Site

	ROG	NOx	CO	SO2	Fugitive PM10	Exhaust PM10	PM10 Total	Fugitive PM2.5	Exhaust PM2.5	PM2.5 Total	Bio- CO2	NBio- CO2	Total CO2	CH4	N2O	CO2e
Category	lb/day										lb/day					
Fugitive Dust					5.4249	0.0000	5.4249	2.9800	0.0000	2.9800			0.0000			0.0000
Off-Road	4.4197	45.0281	38.4083	0.0478		2.5175	2.5175		2.3161	2.3161	0.0000	4,730.9209	4,730.9209	1.4968		4,762.3540
Total	**4.4197**	**45.0281**	**38.4083**	**0.0478**	**5.4249**	**2.5175**	**7.9424**	**2.9800**	**2.3161**	**5.2960**	**0.0000**	**4,730.9209**	**4,730.9209**	**1.4968**		**4,762.3540**

Mitigated Construction Off-Site

	ROG	NOx	CO	SO2	Fugitive PM10	Exhaust PM10	PM10 Total	Fugitive PM2.5	Exhaust PM2.5	PM2.5 Total	Bio- CO2	NBio- CO2	Total CO2	CH4	N2O	CO2e
Category	lb/day										lb/day					
Hauling	0.1716	2.0615	1.7965	7.4500e-003	0.6526	0.0327	0.6854	0.1651	0.0301	0.1952		715.6787	715.6787	5.1000e-003		715.7858
Vendor	0.0337	0.2788	0.3782	9.5000e-004	0.0265	4.3000e-003	0.0308	7.5700e-003	3.9500e-003	0.0115		90.6238	90.6238	6.7000e-004		90.6378
Worker	0.0673	0.0786	0.8469	2.6000e-003	0.2054	1.4500e-003	0.2068	0.0545	1.3500e-003	0.0558		193.6631	193.6631	8.8100e-003		193.8480
Total	**0.2726**	**2.4189**	**3.0215**	**0.0110**	**0.8845**	**0.0385**	**0.9230**	**0.2272**	**0.0354**	**0.2626**		**999.9656**	**999.9656**	**0.0146**		**1,000.2716**

3.2 Trenching - 2020

Unmitigated Construction On-Site

	ROG	NOx	CO	SO2	Fugitive PM10	Exhaust PM10	PM10 Total	Fugitive PM2.5	Exhaust PM2.5	PM2.5 Total	Bio- CO2	NBio- CO2	Total CO2	CH4	N2O	CO2e
Category	lb/day										lb/day					
Fugitive Dust					12.0554	0.0000	12.0554	6.6222	0.0000	6.6222			0.0000			0.0000
Off-Road	4.1304	41.4904	37.1265	0.0478		2.2904	2.2904		2.1071	2.1071		4,628.5074	4,628.5074	1.4970		4,659.9434
Total	**4.1304**	**41.4904**	**37.1265**	**0.0478**	**12.0554**	**2.2904**	**14.3458**	**6.6222**	**2.1071**	**8.7293**		**4,628.5074**	**4,628.5074**	**1.4970**		**4,659.9434**

Unmitigated Construction Off-Site

	ROG	NOx	CO	SO2	Fugitive PM10	Exhaust PM10	PM10 Total	Fugitive PM2.5	Exhaust PM2.5	PM2.5 Total	Bio- CO2	NBio- CO2	Total CO2	CH4	N2O	CO2e
Category	lb/day										lb/day					
Hauling	0.1675	1.7709	1.7651	7.4400e-003	0.4266	0.0322	0.4588	0.1097	0.0297	0.1393		699.3174	699.3174	5.0900e-003		699.4243
Vendor	0.0319	0.2375	0.3645	9.5000e-004	0.0265	3.8500e-003	0.0304	7.5700e-003	3.5400e-003	0.0111		88.5524	88.5524	6.4000e-004		88.5659
Worker	0.0637	0.0735	0.7928	2.6000e-003	0.2054	1.4600e-003	0.2068	0.0545	1.3500e-003	0.0558		185.8665	185.8665	8.3700e-003		186.0424
Total	**0.2631**	**2.0818**	**2.9223**	**0.0110**	**0.6585**	**0.0375**	**0.6960**	**0.1717**	**0.0345**	**0.2062**		**973.7363**	**973.7363**	**0.0141**		**974.0326**

Mitigated Construction On-Site

	ROG	NOx	CO	SO2	Fugitive PM10	Exhaust PM10	PM10 Total	Fugitive PM2.5	Exhaust PM2.5	PM2.5 Total	Bio- CO2	NBio- CO2	Total CO2	CH4	N2O	CO2e
Category	lb/day										lb/day					
Fugitive Dust					5.4249	0.0000	5.4249	2.9800	0.0000	2.9800			0.0000			0.0000

Off-Road	4.1304	41.4904	37.1265	0.0478		2.2904	2.2904		2.1071	2.1071	0.0000	4,628.5074	4,628.5074	1.4970		4,659.9434
Total	**4.1304**	**41.4904**	**37.1265**	**0.0478**	**5.4249**	**2.2904**	**7.7153**	**2.9800**	**2.1071**	**5.0871**	**0.0000**	**4,628.5074**	**4,628.5074**	**1.4970**		**4,659.9434**

Mitigated Construction Off-Site

	ROG	NOx	CO	SO2	Fugitive PM10	Exhaust PM10	PM10 Total	Fugitive PM2.5	Exhaust PM2.5	PM2.5 Total	Bio- CO2	NBio- CO2	Total CO2	CH4	N2O	CO2e
Category	lb/day										lb/day					
Hauling	0.1675	1.7709	1.7651	7.4400e-003	0.4266	0.0322	0.4588	0.1097	0.0297	0.1393		699.3174	699.3174	5.0900e-003		699.4243
Vendor	0.0319	0.2375	0.3645	9.5000e-004	0.0265	3.8500e-003	0.0304	7.5700e-003	3.5400e-003	0.0111		88.5524	88.5524	6.4000e-004		88.5659
Worker	0.0637	0.0735	0.7928	2.6000e-003	0.2054	1.4600e-003	0.2068	0.0545	1.3500e-003	0.0558		185.8665	185.8665	8.3700e-003		186.0424
Total	**0.2631**	**2.0818**	**2.9223**	**0.0110**	**0.6585**	**0.0375**	**0.6960**	**0.1717**	**0.0345**	**0.2062**		**973.7363**	**973.7363**	**0.0141**		**974.0326**

3.2 Trenching - 2021

Unmitigated Construction On-Site

	ROG	NOx	CO	SO2	Fugitive PM10	Exhaust PM10	PM10 Total	Fugitive PM2.5	Exhaust PM2.5	PM2.5 Total	Bio- CO2	NBio- CO2	Total CO2	CH4	N2O	CO2e
Category	lb/day										lb/day					
Fugitive Dust					12.0554	0.0000	12.0554	6.6222	0.0000	6.6222			0.0000			0.0000
Off-Road	3.7786	37.5205	35.6628	0.0478		2.0219	2.0219		1.8602	1.8602		4,626.6415	4,626.6415	1.4964		4,658.0648
Total	**3.7786**	**37.5205**	**35.6628**	**0.0478**	**12.0554**	**2.0219**	**14.0774**	**6.6222**	**1.8602**	**8.4823**		**4,626.6415**	**4,626.6415**	**1.4964**		**4,658.0648**

Unmitigated Construction Off-Site

	ROG	NOx	CO	SO2	Fugitive PM10	Exhaust PM10	PM10 Total	Fugitive PM2.5	Exhaust PM2.5	PM2.5 Total	Bio- CO2	NBio- CO2	Total CO2	CH4	N2O	CO2e
Category	lb/day										lb/day					
Hauling	0.1628	1.4678	1.7201	7.4200e-003	0.4281	0.0317	0.4598	0.1100	0.0292	0.1392		698.1694	698.1694	5.1500e-003		698.2776
Vendor	0.0301	0.1948	0.3486	9.4000e-004	0.0265	3.4700e-003	0.0300	7.5700e-003	3.1900e-003	0.0108		88.4115	88.4115	6.4000e-004		88.4250
Worker	0.0607	0.0690	0.7534	2.6100e-003	0.2054	1.4800e-003	0.2069	0.0545	1.3700e-003	0.0559		182.7833	182.7833	8.0600e-003		182.9525
Total	**0.2536**	**1.7315**	**2.8221**	**0.0110**	**0.6600**	**0.0367**	**0.6966**	**0.1721**	**0.0337**	**0.2058**		**969.3642**	**969.3642**	**0.0139**		**969.6551**

Mitigated Construction On-Site

	ROG	NOx	CO	SO2	Fugitive PM10	Exhaust PM10	PM10 Total	Fugitive PM2.5	Exhaust PM2.5	PM2.5 Total	Bio- CO2	NBio- CO2	Total CO2	CH4	N2O	CO2e
Category	lb/day										lb/day					
Fugitive Dust					5.4249	0.0000	5.4249	2.9800	0.0000	2.9800			0.0000			0.0000
Off-Road	3.7786	37.5205	35.6628	0.0478		2.0219	2.0219		1.8602	1.8602	0.0000	4,626.6414	4,626.6414	1.4964		4,658.0648
Total	**3.7786**	**37.5205**	**35.6628**	**0.0478**	**5.4249**	**2.0219**	**7.4469**	**2.9800**	**1.8602**	**4.8402**	**0.0000**	**4,626.6414**	**4,626.6414**	**1.4964**		**4,658.0648**

Mitigated Construction Off-Site

	ROG	NOx	CO	SO2	Fugitive PM10	Exhaust PM10	PM10 Total	Fugitive PM2.5	Exhaust PM2.5	PM2.5 Total	Bio- CO2	NBio- CO2	Total CO2	CH4	N2O	CO2e
Category	lb/day										lb/day					

Hauling	0.1628	1.4678	1.7201	7.4200e-003	0.4281	0.0317	0.4598	0.1100	0.0292	0.1392		698.1694	698.1694	5.1500e-003		698.2776
Vendor	0.0301	0.1948	0.3486	9.4000e-004	0.0265	3.4700e-003	0.0300	7.5700e-003	3.1900e-003	0.0108		88.4115	88.4115	6.4000e-004		88.4250
Worker	0.0607	0.0690	0.7534	2.6100e-003	0.2054	1.4800e-003	0.2069	0.0545	1.3700e-003	0.0559		182.7833	182.7833	8.0600e-003		182.9525
Total	**0.2536**	**1.7315**	**2.8221**	**0.0110**	**0.6600**	**0.0367**	**0.6966**	**0.1721**	**0.0337**	**0.2058**		**969.3642**	**969.3642**	**0.0139**		**969.6551**

3.2 Trenching - 2022

Unmitigated Construction On-Site

	ROG	NOx	CO	SO2	Fugitive PM10	Exhaust PM10	PM10 Total	Fugitive PM2.5	Exhaust PM2.5	PM2.5 Total	Bio- CO2	NBio- CO2	Total CO2	CH4	N2O	CO2e
Category	lb/day										lb/day					
Fugitive Dust					12.0554	0.0000	12.0554	6.6222	0.0000	6.6222			0.0000			0.0000
Off-Road	3.5323	34.6118	34.9983	0.0478		1.8216	1.8216		1.6759	1.6759		4,628.8553	4,628.8553	1.4971		4,660.2937
Total	**3.5323**	**34.6118**	**34.9983**	**0.0478**	**12.0554**	**1.8216**	**13.8770**	**6.6222**	**1.6759**	**8.2980**		**4,628.8553**	**4,628.8553**	**1.4971**		**4,660.2937**

Unmitigated Construction Off-Site

	ROG	NOx	CO	SO2	Fugitive PM10	Exhaust PM10	PM10 Total	Fugitive PM2.5	Exhaust PM2.5	PM2.5 Total	Bio- CO2	NBio- CO2	Total CO2	CH4	N2O	CO2e
Category	lb/day										lb/day					
Hauling	0.1607	1.2667	1.6874	7.4100e-003	1.4035	0.0312	1.4347	0.3494	0.0287	0.3781		697.3469	697.3469	5.2600e-003		697.4574
Vendor	0.0291	0.1712	0.3362	9.4000e-004	0.0265	3.4100e-003	0.0300	7.5700e-003	3.1400e-003	0.0107		88.3202	88.3202	6.5000e-004		88.3340
Worker	0.0578	0.0652	0.7120	2.6100e-003	0.2054	1.4900e-003	0.2069	0.0545	1.3800e-003	0.0559		179.7508	179.7508	7.7300e-003		179.9132
Total	**0.2476**	**1.5031**	**2.7356**	**0.0110**	**1.6354**	**0.0361**	**1.6715**	**0.4115**	**0.0332**	**0.4447**		**965.4180**	**965.4180**	**0.0136**		**965.7046**

Mitigated Construction On-Site

	ROG	NOx	CO	SO2	Fugitive PM10	Exhaust PM10	PM10 Total	Fugitive PM2.5	Exhaust PM2.5	PM2.5 Total	Bio- CO2	NBio- CO2	Total CO2	CH4	N2O	CO2e
Category	lb/day										lb/day					
Fugitive Dust					5.4249	0.0000	5.4249	2.9800	0.0000	2.9800			0.0000			0.0000
Off-Road	3.5323	34.6118	34.9983	0.0478		1.8216	1.8216		1.6759	1.6759	0.0000	4,628.8553	4,628.8553	1.4971		4,660.2937
Total	**3.5323**	**34.6118**	**34.9983**	**0.0478**	**5.4249**	**1.8216**	**7.2465**	**2.9800**	**1.6759**	**4.6558**	**0.0000**	**4,628.8553**	**4,628.8553**	**1.4971**		**4,660.2937**

Mitigated Construction Off-Site

	ROG	NOx	CO	SO2	Fugitive PM10	Exhaust PM10	PM10 Total	Fugitive PM2.5	Exhaust PM2.5	PM2.5 Total	Bio- CO2	NBio- CO2	Total CO2	CH4	N2O	CO2e
Category	lb/day										lb/day					
Hauling	0.1607	1.2667	1.6874	7.4100e-003	1.4035	0.0312	1.4347	0.3494	0.0287	0.3781		697.3469	697.3469	5.2600e-003		697.4574
Vendor	0.0291	0.1712	0.3362	9.4000e-004	0.0265	3.4100e-003	0.0300	7.5700e-003	3.1400e-003	0.0107		88.3202	88.3202	6.5000e-004		88.3340
Worker	0.0578	0.0652	0.7120	2.6100e-003	0.2054	1.4900e-003	0.2069	0.0545	1.3800e-003	0.0559		179.7508	179.7508	7.7300e-003		179.9132
Total	**0.2476**	**1.5031**	**2.7356**	**0.0110**	**1.6354**	**0.0361**	**1.6715**	**0.4115**	**0.0332**	**0.4447**		**965.4180**	**965.4180**	**0.0136**		**965.7046**

3.3 Installation - 2019

Unmitigated Construction On-Site

	ROG	NOx	CO	SO2	Fugitive PM10	Exhaust PM10	PM10 Total	Fugitive PM2.5	Exhaust PM2.5	PM2.5 Total	Bio- CO2	NBio- CO2	Total CO2	CH4	N2O	CO2e
Category	lb/day										lb/day					
Off-Road	1.1987	12.6942	8.6401	0.0141		0.7272	0.7272		0.6690	0.6690		1,400.9110	1,400.9110	0.4432		1,410.2189
Total	**1.1987**	**12.6942**	**8.6401**	**0.0141**		**0.7272**	**0.7272**		**0.6690**	**0.6690**		**1,400.9110**	**1,400.9110**	**0.4432**		**1,410.2189**

Unmitigated Construction Off-Site

	ROG	NOx	CO	SO2	Fugitive PM10	Exhaust PM10	PM10 Total	Fugitive PM2.5	Exhaust PM2.5	PM2.5 Total	Bio- CO2	NBio- CO2	Total CO2	CH4	N2O	CO2e
Category	lb/day										lb/day					
Hauling	0.0000	0.0000	0.0000	0.0000	0.0000	0.0000	0.0000	0.0000	0.0000	0.0000		0.0000	0.0000	0.0000		0.0000
Vendor	0.0000	0.0000	0.0000	0.0000	0.0000	0.0000	0.0000	0.0000	0.0000	0.0000		0.0000	0.0000	0.0000		0.0000
Worker	0.0404	0.0472	0.5081	1.5600e-003	0.1232	8.7000e-004	0.1241	0.0327	8.1000e-004	0.0335		116.1979	116.1979	5.2800e-003		116.3088
Total	**0.0404**	**0.0472**	**0.5081**	**1.5600e-003**	**0.1232**	**8.7000e-004**	**0.1241**	**0.0327**	**8.1000e-004**	**0.0335**		**116.1979**	**116.1979**	**5.2800e-003**		**116.3088**

Mitigated Construction On-Site

	ROG	NOx	CO	SO2	Fugitive PM10	Exhaust PM10	PM10 Total	Fugitive PM2.5	Exhaust PM2.5	PM2.5 Total	Bio- CO2	NBio- CO2	Total CO2	CH4	N2O	CO2e
Category	lb/day										lb/day					
Off-Road	1.1987	12.6942	8.6401	0.0141		0.7272	0.7272		0.6690	0.6690	0.0000	1,400.9110	1,400.9110	0.4432		1,410.2189

Total	**1.1987**	**12.6942**	**8.6401**	**0.0141**		**0.7272**	**0.7272**		**0.6690**	**0.6690**	**0.0000**	**1,400.9110**	**1,400.9110**	**0.4432**		**1,410.2189**

Mitigated Construction Off-Site

	ROG	NOx	CO	SO2	Fugitive PM10	Exhaust PM10	PM10 Total	Fugitive PM2.5	Exhaust PM2.5	PM2.5 Total	Bio- CO2	NBio- CO2	Total CO2	CH4	N2O	CO2e
Category	lb/day										lb/day					
Hauling	0.0000	0.0000	0.0000	0.0000	0.0000	0.0000	0.0000	0.0000	0.0000	0.0000		0.0000	0.0000	0.0000		0.0000
Vendor	0.0000	0.0000	0.0000	0.0000	0.0000	0.0000	0.0000	0.0000	0.0000	0.0000		0.0000	0.0000	0.0000		0.0000
Worker	0.0404	0.0472	0.5081	1.5600e-003	0.1232	8.7000e-004	0.1241	0.0327	8.1000e-004	0.0335		116.1979	116.1979	5.2800e-003		116.3088
Total	**0.0404**	**0.0472**	**0.5081**	**1.5600e-003**	**0.1232**	**8.7000e-004**	**0.1241**	**0.0327**	**8.1000e-004**	**0.0335**		**116.1979**	**116.1979**	**5.2800e-003**		**116.3088**

3.3 Installation - 2020

Unmitigated Construction On-Site

	ROG	NOx	CO	SO2	Fugitive PM10	Exhaust PM10	PM10 Total	Fugitive PM2.5	Exhaust PM2.5	PM2.5 Total	Bio- CO2	NBio- CO2	Total CO2	CH4	N2O	CO2e
Category	lb/day										lb/day					
Off-Road	1.0786	11.4314	8.3994	0.0141		0.6287	0.6287		0.5784	0.5784		1,370.2779	1,370.2779	0.4432		1,379.5846
Total	**1.0786**	**11.4314**	**8.3994**	**0.0141**		**0.6287**	**0.6287**		**0.5784**	**0.5784**		**1,370.2779**	**1,370.2779**	**0.4432**		**1,379.5846**

Unmitigated Construction Off-Site

	ROG	NOx	CO	SO2	Fugitive PM10	Exhaust PM10	PM10 Total	Fugitive PM2.5	Exhaust PM2.5	PM2.5 Total	Bio- CO2	NBio- CO2	Total CO2	CH4	N2O	CO2e
Category	lb/day										lb/day					
Hauling	0.0000	0.0000	0.0000	0.0000	0.0000	0.0000	0.0000	0.0000	0.0000	0.0000		0.0000	0.0000	0.0000		0.0000
Vendor	0.0000	0.0000	0.0000	0.0000	0.0000	0.0000	0.0000	0.0000	0.0000	0.0000		0.0000	0.0000	0.0000		0.0000
Worker	0.0382	0.0441	0.4757	1.5600e-003	0.1232	8.7000e-004	0.1241	0.0327	8.1000e-004	0.0335		111.5199	111.5199	5.0200e-003		111.6254
Total	**0.0382**	**0.0441**	**0.4757**	**1.5600e-003**	**0.1232**	**8.7000e-004**	**0.1241**	**0.0327**	**8.1000e-004**	**0.0335**		**111.5199**	**111.5199**	**5.0200e-003**		**111.6254**

Mitigated Construction On-Site

	ROG	NOx	CO	SO2	Fugitive PM10	Exhaust PM10	PM10 Total	Fugitive PM2.5	Exhaust PM2.5	PM2.5 Total	Bio- CO2	NBio- CO2	Total CO2	CH4	N2O	CO2e
Category	lb/day										lb/day					
Off-Road	1.0786	11.4314	8.3994	0.0141		0.6287	0.6287		0.5784	0.5784	0.0000	1,370.2779	1,370.2779	0.4432		1,379.5846
Total	**1.0786**	**11.4314**	**8.3994**	**0.0141**		**0.6287**	**0.6287**		**0.5784**	**0.5784**	**0.0000**	**1,370.2779**	**1,370.2779**	**0.4432**		**1,379.5846**

Mitigated Construction Off-Site

	ROG	NOx	CO	SO2	Fugitive PM10	Exhaust PM10	PM10 Total	Fugitive PM2.5	Exhaust PM2.5	PM2.5 Total	Bio- CO2	NBio- CO2	Total CO2	CH4	N2O	CO2e
Category	lb/day										lb/day					

Hauling	0.0000	0.0000	0.0000	0.0000	0.0000	0.0000	0.0000	0.0000	0.0000	0.0000		0.0000	0.0000	0.0000		0.0000
Vendor	0.0000	0.0000	0.0000	0.0000	0.0000	0.0000	0.0000	0.0000	0.0000	0.0000		0.0000	0.0000	0.0000		0.0000
Worker	0.0382	0.0441	0.4757	1.5600e-003	0.1232	8.7000e-004	0.1241	0.0327	8.1000e-004	0.0335		111.5199	111.5199	5.0200e-003		111.6254
Total	**0.0382**	**0.0441**	**0.4757**	**1.5600e-003**	**0.1232**	**8.7000e-004**	**0.1241**	**0.0327**	**8.1000e-004**	**0.0335**		**111.5199**	**111.5199**	**5.0200e-003**		**111.6254**

3.3 Installation - 2021

Unmitigated Construction On-Site

	ROG	NOx	CO	SO2	Fugitive PM10	Exhaust PM10	PM10 Total	Fugitive PM2.5	Exhaust PM2.5	PM2.5 Total	Bio- CO2	NBio- CO2	Total CO2	CH4	N2O	CO2e
Category	lb/day										lb/day					
Off-Road	0.9725	10.3047	8.2122	0.0142		0.5417	0.5417		0.4984	0.4984		1,370.4913	1,370.4913	0.4432		1,379.7994
Total	**0.9725**	**10.3047**	**8.2122**	**0.0142**		**0.5417**	**0.5417**		**0.4984**	**0.4984**		**1,370.4913**	**1,370.4913**	**0.4432**		**1,379.7994**

Unmitigated Construction Off-Site

	ROG	NOx	CO	SO2	Fugitive PM10	Exhaust PM10	PM10 Total	Fugitive PM2.5	Exhaust PM2.5	PM2.5 Total	Bio- CO2	NBio- CO2	Total CO2	CH4	N2O	CO2e
Category	lb/day										lb/day					
Hauling	0.0000	0.0000	0.0000	0.0000	0.0000	0.0000	0.0000	0.0000	0.0000	0.0000		0.0000	0.0000	0.0000		0.0000
Vendor	0.0000	0.0000	0.0000	0.0000	0.0000	0.0000	0.0000	0.0000	0.0000	0.0000		0.0000	0.0000	0.0000		0.0000
Worker	0.0364	0.0414	0.4520	1.5600e-003	0.1232	8.9000e-004	0.1241	0.0327	8.2000e-004	0.0335		109.6700	109.6700	4.8300e-003		109.7715
Total	**0.0364**	**0.0414**	**0.4520**	**1.5600e-003**	**0.1232**	**8.9000e-004**	**0.1241**	**0.0327**	**8.2000e-004**	**0.0335**		**109.6700**	**109.6700**	**4.8300e-003**		**109.7715**

Mitigated Construction On-Site

	ROG	NOx	CO	SO2	Fugitive PM10	Exhaust PM10	PM10 Total	Fugitive PM2.5	Exhaust PM2.5	PM2.5 Total	Bio- CO2	NBio- CO2	Total CO2	CH4	N2O	CO2e
Category	lb/day										lb/day					
Off-Road	0.9725	10.3047	8.2122	0.0142		0.5417	0.5417		0.4984	0.4984	0.0000	1,370.4912	1,370.4912	0.4432		1,379.7994
Total	**0.9725**	**10.3047**	**8.2122**	**0.0142**		**0.5417**	**0.5417**		**0.4984**	**0.4984**	**0.0000**	**1,370.4912**	**1,370.4912**	**0.4432**		**1,379.7994**

Mitigated Construction Off-Site

	ROG	NOx	CO	SO2	Fugitive PM10	Exhaust PM10	PM10 Total	Fugitive PM2.5	Exhaust PM2.5	PM2.5 Total	Bio- CO2	NBio- CO2	Total CO2	CH4	N2O	CO2e
Category	lb/day										lb/day					
Hauling	0.0000	0.0000	0.0000	0.0000	0.0000	0.0000	0.0000	0.0000	0.0000	0.0000		0.0000	0.0000	0.0000		0.0000
Vendor	0.0000	0.0000	0.0000	0.0000	0.0000	0.0000	0.0000	0.0000	0.0000	0.0000		0.0000	0.0000	0.0000		0.0000
Worker	0.0364	0.0414	0.4520	1.5600e-003	0.1232	8.9000e-004	0.1241	0.0327	8.2000e-004	0.0335		109.6700	109.6700	4.8300e-003		109.7715
Total	**0.0364**	**0.0414**	**0.4520**	**1.5600e-003**	**0.1232**	**8.9000e-004**	**0.1241**	**0.0327**	**8.2000e-004**	**0.0335**		**109.6700**	**109.6700**	**4.8300e-003**		**109.7715**

3.3 Installation - 2022

Unmitigated Construction On-Site

	ROG	NOx	CO	SO2	Fugitive PM10	Exhaust PM10	PM10 Total	Fugitive PM2.5	Exhaust PM2.5	PM2.5 Total	Bio- CO2	NBio- CO2	Total CO2	CH4	N2O	CO2e
Category	lb/day										lb/day					
Off-Road	0.8647	9.0273	8.0579	0.0142		0.4550	0.4550		0.4186	0.4186		1,371.2586	1,371.2586	0.4435		1,380.5719
Total	**0.8647**	**9.0273**	**8.0579**	**0.0142**		**0.4550**	**0.4550**		**0.4186**	**0.4186**		**1,371.2586**	**1,371.2586**	**0.4435**		**1,380.5719**

Unmitigated Construction Off-Site

	ROG	NOx	CO	SO2	Fugitive PM10	Exhaust PM10	PM10 Total	Fugitive PM2.5	Exhaust PM2.5	PM2.5 Total	Bio- CO2	NBio- CO2	Total CO2	CH4	N2O	CO2e
Category	lb/day										lb/day					
Hauling	0.0000	0.0000	0.0000	0.0000	0.0000	0.0000	0.0000	0.0000	0.0000	0.0000		0.0000	0.0000	0.0000		0.0000
Vendor	0.0000	0.0000	0.0000	0.0000	0.0000	0.0000	0.0000	0.0000	0.0000	0.0000		0.0000	0.0000	0.0000		0.0000
Worker	0.0347	0.0391	0.4272	1.5600e-003	0.1232	8.9000e-004	0.1241	0.0327	8.3000e-004	0.0335		107.8505	107.8505	4.6400e-003		107.9479
Total	**0.0347**	**0.0391**	**0.4272**	**1.5600e-003**	**0.1232**	**8.9000e-004**	**0.1241**	**0.0327**	**8.3000e-004**	**0.0335**		**107.8505**	**107.8505**	**4.6400e-003**		**107.9479**

Mitigated Construction On-Site

	ROG	NOx	CO	SO2	Fugitive PM10	Exhaust PM10	PM10 Total	Fugitive PM2.5	Exhaust PM2.5	PM2.5 Total	Bio- CO2	NBio- CO2	Total CO2	CH4	N2O	CO2e
Category	lb/day										lb/day					
Off-Road	0.8647	9.0273	8.0579	0.0142		0.4550	0.4550		0.4186	0.4186	0.0000	1,371.2586	1,371.2586	0.4435		1,380.5719

Total	**0.8647**	**9.0273**	**8.0579**	**0.0142**		**0.4550**	**0.4550**		**0.4186**	**0.4186**	**0.0000**	**1,371.2586**	**1,371.2586**	**0.4435**		**1,380.5719**

Mitigated Construction Off-Site

	ROG	NOx	CO	SO2	Fugitive PM10	Exhaust PM10	PM10 Total	Fugitive PM2.5	Exhaust PM2.5	PM2.5 Total	Bio- CO2	NBio- CO2	Total CO2	CH4	N2O	CO2e
Category	lb/day										lb/day					
Hauling	0.0000	0.0000	0.0000	0.0000	0.0000	0.0000	0.0000	0.0000	0.0000	0.0000		0.0000	0.0000	0.0000		0.0000
Vendor	0.0000	0.0000	0.0000	0.0000	0.0000	0.0000	0.0000	0.0000	0.0000	0.0000		0.0000	0.0000	0.0000		0.0000
Worker	0.0347	0.0391	0.4272	1.5600e-003	0.1232	8.9000e-004	0.1241	0.0327	8.3000e-004	0.0335		107.8505	107.8505	4.6400e-003		107.9479
Total	**0.0347**	**0.0391**	**0.4272**	**1.5600e-003**	**0.1232**	**8.9000e-004**	**0.1241**	**0.0327**	**8.3000e-004**	**0.0335**		**107.8505**	**107.8505**	**4.6400e-003**		**107.9479**

3.4 Paving 1 - 2019

Unmitigated Construction On-Site

	ROG	NOx	CO	SO2	Fugitive PM10	Exhaust PM10	PM10 Total	Fugitive PM2.5	Exhaust PM2.5	PM2.5 Total	Bio- CO2	NBio- CO2	Total CO2	CH4	N2O	CO2e
Category	lb/day										lb/day					
Off-Road	1.4259	14.9353	14.3652	0.0223		0.8094	0.8094		0.7447	0.7447		2,208.9731	2,208.9731	0.6989		2,223.6499
Paving	0.0000					0.0000	0.0000		0.0000	0.0000			0.0000			0.0000
Total	**1.4259**	**14.9353**	**14.3652**	**0.0223**		**0.8094**	**0.8094**		**0.7447**	**0.7447**		**2,208.9731**	**2,208.9731**	**0.6989**		**2,223.6499**

Unmitigated Construction Off-Site

	ROG	NOx	CO	SO2	Fugitive PM10	Exhaust PM10	PM10 Total	Fugitive PM2.5	Exhaust PM2.5	PM2.5 Total	Bio- CO2	NBio- CO2	Total CO2	CH4	N2O	CO2e
Category	lb/day										lb/day					
Hauling	0.0000	0.0000	0.0000	0.0000	0.0000	0.0000	0.0000	0.0000	0.0000	0.0000		0.0000	0.0000	0.0000		0.0000
Vendor	0.0000	0.0000	0.0000	0.0000	0.0000	0.0000	0.0000	0.0000	0.0000	0.0000		0.0000	0.0000	0.0000		0.0000
Worker	0.0404	0.0472	0.5081	1.5600e-003	0.1232	8.7000e-004	0.1241	0.0327	8.1000e-004	0.0335		116.1979	116.1979	5.2800e-003		116.3088
Total	**0.0404**	**0.0472**	**0.5081**	**1.5600e-003**	**0.1232**	**8.7000e-004**	**0.1241**	**0.0327**	**8.1000e-004**	**0.0335**		**116.1979**	**116.1979**	**5.2800e-003**		**116.3088**

Mitigated Construction On-Site

	ROG	NOx	CO	SO2	Fugitive PM10	Exhaust PM10	PM10 Total	Fugitive PM2.5	Exhaust PM2.5	PM2.5 Total	Bio- CO2	NBio- CO2	Total CO2	CH4	N2O	CO2e
Category	lb/day										lb/day					
Off-Road	1.4259	14.9353	14.3652	0.0223		0.8094	0.8094		0.7447	0.7447	0.0000	2,208.9731	2,208.9731	0.6989		2,223.6499
Paving	0.0000					0.0000	0.0000		0.0000	0.0000			0.0000			0.0000
Total	**1.4259**	**14.9353**	**14.3652**	**0.0223**		**0.8094**	**0.8094**		**0.7447**	**0.7447**	**0.0000**	**2,208.9731**	**2,208.9731**	**0.6989**		**2,223.6499**

Mitigated Construction Off-Site

	ROG	NOx	CO	SO2	Fugitive PM10	Exhaust PM10	PM10 Total	Fugitive PM2.5	Exhaust PM2.5	PM2.5 Total	Bio- CO2	NBio- CO2	Total CO2	CH4	N2O	CO2e
Category	lb/day										lb/day					

Hauling	0.0000	0.0000	0.0000	0.0000	0.0000	0.0000	0.0000	0.0000	0.0000	0.0000		0.0000	0.0000	0.0000		0.0000
Vendor	0.0000	0.0000	0.0000	0.0000	0.0000	0.0000	0.0000	0.0000	0.0000	0.0000		0.0000	0.0000	0.0000		0.0000
Worker	0.0404	0.0472	0.5081	1.5600e-003	0.1232	8.7000e-004	0.1241	0.0327	8.1000e-004	0.0335		116.1979	116.1979	5.2800e-003		116.3088
Total	**0.0404**	**0.0472**	**0.5081**	**1.5600e-003**	**0.1232**	**8.7000e-004**	**0.1241**	**0.0327**	**8.1000e-004**	**0.0335**		**116.1979**	**116.1979**	**5.2800e-003**		**116.3088**

3.5 Paving 2 - 2020

Unmitigated Construction On-Site

	ROG	NOx	CO	SO2	Fugitive PM10	Exhaust PM10	PM10 Total	Fugitive PM2.5	Exhaust PM2.5	PM2.5 Total	Bio- CO2	NBio- CO2	Total CO2	CH4	N2O	CO2e
Category	lb/day										lb/day					
Off-Road	1.3301	13.7845	14.3523	0.0223		0.7390	0.7390		0.6799	0.6799		2,160.7571	2,160.7571	0.6988		2,175.4326
Paving	0.0000					0.0000	0.0000		0.0000	0.0000			0.0000			0.0000
Total	**1.3301**	**13.7845**	**14.3523**	**0.0223**		**0.7390**	**0.7390**		**0.6799**	**0.6799**		**2,160.7571**	**2,160.7571**	**0.6988**		**2,175.4326**

Unmitigated Construction Off-Site

	ROG	NOx	CO	SO2	Fugitive PM10	Exhaust PM10	PM10 Total	Fugitive PM2.5	Exhaust PM2.5	PM2.5 Total	Bio- CO2	NBio- CO2	Total CO2	CH4	N2O	CO2e
Category	lb/day										lb/day					
Hauling	0.0000	0.0000	0.0000	0.0000	0.0000	0.0000	0.0000	0.0000	0.0000	0.0000		0.0000	0.0000	0.0000		0.0000
Vendor	0.0000	0.0000	0.0000	0.0000	0.0000	0.0000	0.0000	0.0000	0.0000	0.0000		0.0000	0.0000	0.0000		0.0000
Worker	0.0382	0.0441	0.4757	1.5600e-003	0.1232	8.7000e-004	0.1241	0.0327	8.1000e-004	0.0335		111.5199	111.5199	5.0200e-003		111.6254
Total	**0.0382**	**0.0441**	**0.4757**	**1.5600e-003**	**0.1232**	**8.7000e-004**	**0.1241**	**0.0327**	**8.1000e-004**	**0.0335**		**111.5199**	**111.5199**	**5.0200e-003**		**111.6254**

Mitigated Construction On-Site

	ROG	NOx	CO	SO2	Fugitive PM10	Exhaust PM10	PM10 Total	Fugitive PM2.5	Exhaust PM2.5	PM2.5 Total	Bio- CO2	NBio- CO2	Total CO2	CH4	N2O	CO2e
Category	lb/day										lb/day					
Off-Road	1.3301	13.7845	14.3523	0.0223		0.7390	0.7390		0.6799	0.6799	0.0000	2,160.7571	2,160.7571	0.6988		2,175.4326
Paving	0.0000					0.0000	0.0000		0.0000	0.0000			0.0000			0.0000
Total	**1.3301**	**13.7845**	**14.3523**	**0.0223**		**0.7390**	**0.7390**		**0.6799**	**0.6799**	**0.0000**	**2,160.7571**	**2,160.7571**	**0.6988**		**2,175.4326**

Mitigated Construction Off-Site

	ROG	NOx	CO	SO2	Fugitive PM10	Exhaust PM10	PM10 Total	Fugitive PM2.5	Exhaust PM2.5	PM2.5 Total	Bio- CO2	NBio- CO2	Total CO2	CH4	N2O	CO2e
Category	lb/day										lb/day					
Hauling	0.0000	0.0000	0.0000	0.0000	0.0000	0.0000	0.0000	0.0000	0.0000	0.0000		0.0000	0.0000	0.0000		0.0000
Vendor	0.0000	0.0000	0.0000	0.0000	0.0000	0.0000	0.0000	0.0000	0.0000	0.0000		0.0000	0.0000	0.0000		0.0000
Worker	0.0382	0.0441	0.4757	1.5600e-003	0.1232	8.7000e-004	0.1241	0.0327	8.1000e-004	0.0335		111.5199	111.5199	5.0200e-003		111.6254
Total	**0.0382**	**0.0441**	**0.4757**	**1.5600e-003**	**0.1232**	**8.7000e-004**	**0.1241**	**0.0327**	**8.1000e-004**	**0.0335**		**111.5199**	**111.5199**	**5.0200e-003**		**111.6254**

3.6 Paving 3 - 2020

Unmitigated Construction On-Site

	ROG	NOx	CO	SO2	Fugitive PM10	Exhaust PM10	PM10 Total	Fugitive PM2.5	Exhaust PM2.5	PM2.5 Total	Bio- CO2	NBio- CO2	Total CO2	CH4	N2O	CO2e
Category	lb/day										lb/day					
Off-Road	1.3301	13.7845	14.3523	0.0223		0.7390	0.7390		0.6799	0.6799		2,160.7571	2,160.7571	0.6988		2,175.4326
Paving	0.0000					0.0000	0.0000		0.0000	0.0000			0.0000			0.0000
Total	**1.3301**	**13.7845**	**14.3523**	**0.0223**		**0.7390**	**0.7390**		**0.6799**	**0.6799**		**2,160.7571**	**2,160.7571**	**0.6988**		**2,175.4326**

Unmitigated Construction Off-Site

	ROG	NOx	CO	SO2	Fugitive PM10	Exhaust PM10	PM10 Total	Fugitive PM2.5	Exhaust PM2.5	PM2.5 Total	Bio- CO2	NBio- CO2	Total CO2	CH4	N2O	CO2e
Category	lb/day										lb/day					
Hauling	0.0000	0.0000	0.0000	0.0000	0.0000	0.0000	0.0000	0.0000	0.0000	0.0000		0.0000	0.0000	0.0000		0.0000
Vendor	0.0000	0.0000	0.0000	0.0000	0.0000	0.0000	0.0000	0.0000	0.0000	0.0000		0.0000	0.0000	0.0000		0.0000
Worker	0.0382	0.0441	0.4757	1.5600e-003	0.1232	8.7000e-004	0.1241	0.0327	8.1000e-004	0.0335		111.5199	111.5199	5.0200e-003		111.6254
Total	**0.0382**	**0.0441**	**0.4757**	**1.5600e-003**	**0.1232**	**8.7000e-004**	**0.1241**	**0.0327**	**8.1000e-004**	**0.0335**		**111.5199**	**111.5199**	**5.0200e-003**		**111.6254**

Mitigated Construction On-Site

	ROG	NOx	CO	SO2	Fugitive PM10	Exhaust PM10	PM10 Total	Fugitive PM2.5	Exhaust PM2.5	PM2.5 Total	Bio- CO2	NBio- CO2	Total CO2	CH4	N2O	CO2e
Category	lb/day										lb/day					
Off-Road	1.3301	13.7845	14.3523	0.0223		0.7390	0.7390		0.6799	0.6799	0.0000	2,160.7571	2,160.7571	0.6988		2,175.4326

Paving	0.0000					0.0000	0.0000		0.0000	0.0000			0.0000			0.0000
Total	**1.3301**	**13.7845**	**14.3523**	**0.0223**		**0.7390**	**0.7390**		**0.6799**	**0.6799**	**0.0000**	**2,160.7571**	**2,160.7571**	**0.6988**		**2,175.4326**

Mitigated Construction Off-Site

	ROG	NOx	CO	SO2	Fugitive PM10	Exhaust PM10	PM10 Total	Fugitive PM2.5	Exhaust PM2.5	PM2.5 Total	Bio- CO2	NBio- CO2	Total CO2	CH4	N2O	CO2e
Category	lb/day										lb/day					
Hauling	0.0000	0.0000	0.0000	0.0000	0.0000	0.0000	0.0000	0.0000	0.0000	0.0000		0.0000	0.0000	0.0000		0.0000
Vendor	0.0000	0.0000	0.0000	0.0000	0.0000	0.0000	0.0000	0.0000	0.0000	0.0000		0.0000	0.0000	0.0000		0.0000
Worker	0.0382	0.0441	0.4757	1.5600e-003	0.1232	8.7000e-004	0.1241	0.0327	8.1000e-004	0.0335		111.5199	111.5199	5.0200e-003		111.6254
Total	**0.0382**	**0.0441**	**0.4757**	**1.5600e-003**	**0.1232**	**8.7000e-004**	**0.1241**	**0.0327**	**8.1000e-004**	**0.0335**		**111.5199**	**111.5199**	**5.0200e-003**		**111.6254**

3.7 Paving 4 - 2021

Unmitigated Construction On-Site

	ROG	NOx	CO	SO2	Fugitive PM10	Exhaust PM10	PM10 Total	Fugitive PM2.5	Exhaust PM2.5	PM2.5 Total	Bio- CO2	NBio- CO2	Total CO2	CH4	N2O	CO2e
Category	lb/day										lb/day					
Off-Road	1.2308	12.6607	14.3528	0.0223		0.6652	0.6652		0.6120	0.6120		2,160.2530	2,160.2530	0.6987		2,174.9250
Paving	0.0000					0.0000	0.0000		0.0000	0.0000			0.0000			0.0000
Total	**1.2308**	**12.6607**	**14.3528**	**0.0223**		**0.6652**	**0.6652**		**0.6120**	**0.6120**		**2,160.2530**	**2,160.2530**	**0.6987**		**2,174.9250**

Unmitigated Construction Off-Site

	ROG	NOx	CO	SO2	Fugitive PM10	Exhaust PM10	PM10 Total	Fugitive PM2.5	Exhaust PM2.5	PM2.5 Total	Bio- CO2	NBio- CO2	Total CO2	CH4	N2O	CO2e
Category	lb/day										lb/day					
Hauling	0.0000	0.0000	0.0000	0.0000	0.0000	0.0000	0.0000	0.0000	0.0000	0.0000		0.0000	0.0000	0.0000		0.0000
Vendor	0.0000	0.0000	0.0000	0.0000	0.0000	0.0000	0.0000	0.0000	0.0000	0.0000		0.0000	0.0000	0.0000		0.0000
Worker	0.0364	0.0414	0.4520	1.5600e-003	0.1232	8.9000e-004	0.1241	0.0327	8.2000e-004	0.0335		109.6700	109.6700	4.8300e-003		109.7715
Total	**0.0364**	**0.0414**	**0.4520**	**1.5600e-003**	**0.1232**	**8.9000e-004**	**0.1241**	**0.0327**	**8.2000e-004**	**0.0335**		**109.6700**	**109.6700**	**4.8300e-003**		**109.7715**

Mitigated Construction On-Site

	ROG	NOx	CO	SO2	Fugitive PM10	Exhaust PM10	PM10 Total	Fugitive PM2.5	Exhaust PM2.5	PM2.5 Total	Bio- CO2	NBio- CO2	Total CO2	CH4	N2O	CO2e
Category	lb/day										lb/day					
Off-Road	1.2308	12.6607	14.3528	0.0223		0.6652	0.6652		0.6120	0.6120	0.0000	2,160.2530	2,160.2530	0.6987		2,174.9250
Paving	0.0000					0.0000	0.0000		0.0000	0.0000			0.0000			0.0000
Total	**1.2308**	**12.6607**	**14.3528**	**0.0223**		**0.6652**	**0.6652**		**0.6120**	**0.6120**	**0.0000**	**2,160.2530**	**2,160.2530**	**0.6987**		**2,174.9250**

Mitigated Construction Off-Site

	ROG	NOx	CO	SO2	Fugitive PM10	Exhaust PM10	PM10 Total	Fugitive PM2.5	Exhaust PM2.5	PM2.5 Total	Bio- CO2	NBio- CO2	Total CO2	CH4	N2O	CO2e
Category	lb/day										lb/day					

Hauling	0.0000	0.0000	0.0000	0.0000	0.0000	0.0000	0.0000	0.0000	0.0000	0.0000		0.0000	0.0000	0.0000		0.0000
Vendor	0.0000	0.0000	0.0000	0.0000	0.0000	0.0000	0.0000	0.0000	0.0000	0.0000		0.0000	0.0000	0.0000		0.0000
Worker	0.0364	0.0414	0.4520	1.5600e-003	0.1232	8.9000e-004	0.1241	0.0327	8.2000e-004	0.0335		109.6700	109.6700	4.8300e-003		109.7715
Total	**0.0364**	**0.0414**	**0.4520**	**1.5600e-003**	**0.1232**	**8.9000e-004**	**0.1241**	**0.0327**	**8.2000e-004**	**0.0335**		**109.6700**	**109.6700**	**4.8300e-003**		**109.7715**

3.8 Paving 5 - 2021

Unmitigated Construction On-Site

	ROG	NOx	CO	SO2	Fugitive PM10	Exhaust PM10	PM10 Total	Fugitive PM2.5	Exhaust PM2.5	PM2.5 Total	Bio- CO2	NBio- CO2	Total CO2	CH4	N2O	CO2e
Category	lb/day										lb/day					
Off-Road	1.1242	11.5558	13.1844	0.0205		0.6056	0.6056		0.5572	0.5572		1,987.3411	1,987.3411	0.6428		2,000.8388
Paving	0.0000					0.0000	0.0000		0.0000	0.0000			0.0000			0.0000
Total	**1.1242**	**11.5558**	**13.1844**	**0.0205**		**0.6056**	**0.6056**		**0.5572**	**0.5572**		**1,987.3411**	**1,987.3411**	**0.6428**		**2,000.8388**

Unmitigated Construction Off-Site

	ROG	NOx	CO	SO2	Fugitive PM10	Exhaust PM10	PM10 Total	Fugitive PM2.5	Exhaust PM2.5	PM2.5 Total	Bio- CO2	NBio- CO2	Total CO2	CH4	N2O	CO2e
Category	lb/day										lb/day					
Hauling	0.0000	0.0000	0.0000	0.0000	0.0000	0.0000	0.0000	0.0000	0.0000	0.0000		0.0000	0.0000	0.0000		0.0000
Vendor	0.0000	0.0000	0.0000	0.0000	0.0000	0.0000	0.0000	0.0000	0.0000	0.0000		0.0000	0.0000	0.0000		0.0000
Worker	0.0364	0.0414	0.4520	1.5600e-003	0.1232	8.9000e-004	0.1241	0.0327	8.2000e-004	0.0335		109.6700	109.6700	4.8300e-003		109.7715
Total	**0.0364**	**0.0414**	**0.4520**	**1.5600e-003**	**0.1232**	**8.9000e-004**	**0.1241**	**0.0327**	**8.2000e-004**	**0.0335**		**109.6700**	**109.6700**	**4.8300e-003**		**109.7715**

Mitigated Construction On-Site

	ROG	NOx	CO	SO2	Fugitive PM10	Exhaust PM10	PM10 Total	Fugitive PM2.5	Exhaust PM2.5	PM2.5 Total	Bio- CO2	NBio- CO2	Total CO2	CH4	N2O	CO2e
Category	lb/day										lb/day					
Off-Road	1.1242	11.5558	13.1844	0.0205		0.6056	0.6056		0.5572	0.5572	0.0000	1,987.3411	1,987.3411	0.6428		2,000.8388
Paving	0.0000					0.0000	0.0000		0.0000	0.0000			0.0000			0.0000
Total	**1.1242**	**11.5558**	**13.1844**	**0.0205**		**0.6056**	**0.6056**		**0.5572**	**0.5572**	**0.0000**	**1,987.3411**	**1,987.3411**	**0.6428**		**2,000.8388**

Mitigated Construction Off-Site

	ROG	NOx	CO	SO2	Fugitive PM10	Exhaust PM10	PM10 Total	Fugitive PM2.5	Exhaust PM2.5	PM2.5 Total	Bio- CO2	NBio- CO2	Total CO2	CH4	N2O	CO2e
Category	lb/day										lb/day					
Hauling	0.0000	0.0000	0.0000	0.0000	0.0000	0.0000	0.0000	0.0000	0.0000	0.0000		0.0000	0.0000	0.0000		0.0000
Vendor	0.0000	0.0000	0.0000	0.0000	0.0000	0.0000	0.0000	0.0000	0.0000	0.0000		0.0000	0.0000	0.0000		0.0000
Worker	0.0364	0.0414	0.4520	1.5600e-003	0.1232	8.9000e-004	0.1241	0.0327	8.2000e-004	0.0335		109.6700	109.6700	4.8300e-003		109.7715
Total	**0.0364**	**0.0414**	**0.4520**	**1.5600e-003**	**0.1232**	**8.9000e-004**	**0.1241**	**0.0327**	**8.2000e-004**	**0.0335**		**109.6700**	**109.6700**	**4.8300e-003**		**109.7715**

3.9 Final Paving - 2022

Unmitigated Construction On-Site

	ROG	NOx	CO	SO2	Fugitive PM10	Exhaust PM10	PM10 Total	Fugitive PM2.5	Exhaust PM2.5	PM2.5 Total	Bio- CO2	NBio- CO2	Total CO2	CH4	N2O	CO2e
Category	lb/day										lb/day					
Off-Road	1.0815	10.9108	14.2815	0.0223		0.5577	0.5577		0.5131	0.5131		2,160.6869	2,160.6869	0.6988		2,175.3619
Paving	0.0000					0.0000	0.0000		0.0000	0.0000			0.0000			0.0000
Total	**1.0815**	**10.9108**	**14.2815**	**0.0223**		**0.5577**	**0.5577**		**0.5131**	**0.5131**		**2,160.6869**	**2,160.6869**	**0.6988**		**2,175.3619**

Unmitigated Construction Off-Site

	ROG	NOx	CO	SO2	Fugitive PM10	Exhaust PM10	PM10 Total	Fugitive PM2.5	Exhaust PM2.5	PM2.5 Total	Bio- CO2	NBio- CO2	Total CO2	CH4	N2O	CO2e
Category	lb/day										lb/day					
Hauling	0.0000	0.0000	0.0000	0.0000	0.0000	0.0000	0.0000	0.0000	0.0000	0.0000		0.0000	0.0000	0.0000		0.0000
Vendor	0.0000	0.0000	0.0000	0.0000	0.0000	0.0000	0.0000	0.0000	0.0000	0.0000		0.0000	0.0000	0.0000		0.0000
Worker	0.0347	0.0391	0.4272	1.5600e-003	0.1232	8.9000e-004	0.1241	0.0327	8.3000e-004	0.0335		107.8505	107.8505	4.6400e-003		107.9479
Total	**0.0347**	**0.0391**	**0.4272**	**1.5600e-003**	**0.1232**	**8.9000e-004**	**0.1241**	**0.0327**	**8.3000e-004**	**0.0335**		**107.8505**	**107.8505**	**4.6400e-003**		**107.9479**

Mitigated Construction On-Site

	ROG	NOx	CO	SO2	Fugitive PM10	Exhaust PM10	PM10 Total	Fugitive PM2.5	Exhaust PM2.5	PM2.5 Total	Bio- CO2	NBio- CO2	Total CO2	CH4	N2O	CO2e
Category	lb/day										lb/day					
Off-Road	1.0815	10.9108	14.2815	0.0223		0.5577	0.5577		0.5131	0.5131	0.0000	2,160.6869	2,160.6869	0.6988		2,175.3619

Paving	0.0000					0.0000	0.0000		0.0000	0.0000			0.0000			0.0000
Total	**1.0815**	**10.9108**	**14.2815**	**0.0223**		**0.5577**	**0.5577**		**0.5131**	**0.5131**	**0.0000**	**2,160.6869**	**2,160.6869**	**0.6988**		**2,175.3619**

Mitigated Construction Off-Site

	ROG	NOx	CO	SO2	Fugitive PM10	Exhaust PM10	PM10 Total	Fugitive PM2.5	Exhaust PM2.5	PM2.5 Total	Bio- CO2	NBio- CO2	Total CO2	CH4	N2O	CO2e
Category	lb/day										lb/day					
Hauling	0.0000	0.0000	0.0000	0.0000	0.0000	0.0000	0.0000	0.0000	0.0000	0.0000		0.0000	0.0000	0.0000		0.0000
Vendor	0.0000	0.0000	0.0000	0.0000	0.0000	0.0000	0.0000	0.0000	0.0000	0.0000		0.0000	0.0000	0.0000		0.0000
Worker	0.0347	0.0391	0.4272	1.5600e-003	0.1232	8.9000e-004	0.1241	0.0327	8.3000e-004	0.0335		107.8505	107.8505	4.6400e-003		107.9479
Total	**0.0347**	**0.0391**	**0.4272**	**1.5600e-003**	**0.1232**	**8.9000e-004**	**0.1241**	**0.0327**	**8.3000e-004**	**0.0335**		**107.8505**	**107.8505**	**4.6400e-003**		**107.9479**

4.0 Operational Detail - Mobile

4.1 Mitigation Measures Mobile

	ROG	NOx	CO	SO2	Fugitive PM10	Exhaust PM10	PM10 Total	Fugitive PM2.5	Exhaust PM2.5	PM2.5 Total	Bio- CO2	NBio- CO2	Total CO2	CH4	N2O	CO2e
Category	lb/day										lb/day					
Mitigated	0.0000	0.0000	0.0000	0.0000	0.0000	0.0000	0.0000	0.0000	0.0000	0.0000		0.0000	0.0000	0.0000		0.0000
Unmitigated	0.0000	0.0000	0.0000	0.0000	0.0000	0.0000	0.0000	0.0000	0.0000	0.0000		0.0000	0.0000	0.0000		0.0000

4.2 Trip Summary Information

	Average Daily Trip Rate			Unmitigated	Mitigated
Land Use	Weekday	Saturday	Sunday	Annual VMT	Annual VMT
User Defined Industrial	0.00	0.00	0.00		
Total	0.00	0.00	0.00		

4.3 Trip Type Information

	Miles			Trip %			Trip Purpose %		
Land Use	H-W or C-W	H-S or C-C	H-O or C-NW	H-W or C-W	H-S or C-C	H-O or C-NW	Primary	Diverted	Pass-by
User Defined Industrial	9.50	7.30	7.30	0.00	0.00	0.00	0	0	0

LDA	LDT1	LDT2	MDV	LHD1	LHD2	MHD	HHD	OBUS	UBUS	MCY	SBUS	MH
0.512460	0.073465	0.191476	0.131038	0.036090	0.005150	0.012567	0.023297	0.001873	0.002046	0.006532	0.000565	0.003442

5.0 Energy Detail

4.4 Fleet Mix

Historical Energy Use: N

5.1 Mitigation Measures Energy

	ROG	NOx	CO	SO2	Fugitive PM10	Exhaust PM10	PM10 Total	Fugitive PM2.5	Exhaust PM2.5	PM2.5 Total	Bio- CO2	NBio- CO2	Total CO2	CH4	N2O	CO2e
Category	lb/day										lb/day					
NaturalGas Mitigated	0.0000	0.0000	0.0000	0.0000		0.0000	0.0000		0.0000	0.0000		0.0000	0.0000	0.0000	0.0000	0.0000
NaturalGas Unmitigated	0.0000	0.0000	0.0000	0.0000		0.0000	0.0000		0.0000	0.0000		0.0000	0.0000	0.0000	0.0000	0.0000

5.2 Energy by Land Use - NaturalGas

Unmitigated

	NaturalGas Use	ROG	NOx	CO	SO2	Fugitive PM10	Exhaust PM10	PM10 Total	Fugitive PM2.5	Exhaust PM2.5	PM2.5 Total	Bio- CO2	NBio- CO2	Total CO2	CH4	N2O	CO2e
Land Use	kBTU/yr	lb/day										lb/day					
User Defined Industrial	0	0.0000	0.0000	0.0000	0.0000		0.0000	0.0000		0.0000	0.0000		0.0000	0.0000	0.0000	0.0000	0.0000
Total		**0.0000**	**0.0000**	**0.0000**	**0.0000**		**0.0000**	**0.0000**		**0.0000**	**0.0000**		**0.0000**	**0.0000**	**0.0000**	**0.0000**	**0.0000**

Mitigated

	NaturalGas Use	ROG	NOx	CO	SO2	Fugitive PM10	Exhaust PM10	PM10 Total	Fugitive PM2.5	Exhaust PM2.5	PM2.5 Total	Bio- CO2	NBio- CO2	Total CO2	CH4	N2O	CO2e
Land Use	kBTU/yr	lb/day										lb/day					
User Defined Industrial	0	0.0000	0.0000	0.0000	0.0000		0.0000	0.0000		0.0000	0.0000		0.0000	0.0000	0.0000	0.0000	0.0000
Total		**0.0000**	**0.0000**	**0.0000**	**0.0000**		**0.0000**	**0.0000**		**0.0000**	**0.0000**		**0.0000**	**0.0000**	**0.0000**	**0.0000**	**0.0000**

6.0 Area Detail

6.1 Mitigation Measures Area

	ROG	NOx	CO	SO2	Fugitive PM10	Exhaust PM10	PM10 Total	Fugitive PM2.5	Exhaust PM2.5	PM2.5 Total	Bio- CO2	NBio- CO2	Total CO2	CH4	N2O	CO2e

Category	lb/day										lb/day					
Mitigated	1.0000e-005	0.0000	1.0000e-004	0.0000		0.0000	0.0000		0.0000	0.0000		2.2000e-004	2.2000e-004	0.0000		2.3000e-004
Unmitigated	1.0000e-005	0.0000	1.0000e-004	0.0000		0.0000	0.0000		0.0000	0.0000		2.2000e-004	2.2000e-004	0.0000		2.3000e-004

6.2 Area by SubCategory

Unmitigated

	ROG	NOx	CO	SO2	Fugitive PM10	Exhaust PM10	PM10 Total	Fugitive PM2.5	Exhaust PM2.5	PM2.5 Total	Bio- CO2	NBio- CO2	Total CO2	CH4	N2O	CO2e
SubCategory	lb/day										lb/day					
Consumer Products	0.0000					0.0000	0.0000		0.0000	0.0000			0.0000			0.0000
Landscaping	1.0000e-005	0.0000	1.0000e-004	0.0000		0.0000	0.0000		0.0000	0.0000		2.2000e-004	2.2000e-004	0.0000		2.3000e-004
Architectural Coating	0.0000					0.0000	0.0000		0.0000	0.0000			0.0000			0.0000
Total	**1.0000e-005**	**0.0000**	**1.0000e-004**	**0.0000**		**0.0000**	**0.0000**		**0.0000**	**0.0000**		**2.2000e-004**	**2.2000e-004**	**0.0000**		**2.3000e-004**

Mitigated

	ROG	NOx	CO	SO2	Fugitive PM10	Exhaust PM10	PM10 Total	Fugitive PM2.5	Exhaust PM2.5	PM2.5 Total	Bio- CO2	NBio- CO2	Total CO2	CH4	N2O	CO2e
SubCategory	lb/day										lb/day					
Consumer Products	0.0000					0.0000	0.0000		0.0000	0.0000			0.0000			0.0000
Landscaping	1.0000e-005	0.0000	1.0000e-004	0.0000		0.0000	0.0000		0.0000	0.0000		2.2000e-004	2.2000e-004	0.0000		2.3000e-004
Architectural Coating	0.0000					0.0000	0.0000		0.0000	0.0000			0.0000			0.0000

Total	**1.0000e-005**	**0.0000**	**1.0000e-004**	**0.0000**		**0.0000**	**0.0000**		**0.0000**	**0.0000**		**2.2000e-004**	**2.2000e-004**	**0.0000**		**2.3000e-004**

7.0 Water Detail

7.1 Mitigation Measures Water

8.0 Waste Detail

8.1 Mitigation Measures Waste

9.0 Operational Offroad

Equipment Type	Number	Hours/Day	Days/Year	Horse Power	Load Factor	Fuel Type

10.0 Vegetation

San Vicente Tunnel - Tunneling

San Diego Air Basin, Summer

1.0 Project Characteristics

1.1 Land Usage

Land Uses	Size	Metric	Lot Acreage	Floor Surface Area	Population
User Defined Industrial	1.00	User Defined Unit	0.00	0.00	0

1.2 Other Project Characteristics

Urbanization	Urban	**Wind Speed (m/s)**	2.6	**Precipitation Freq (Days)**	40
Climate Zone	13			**Operational Year**	2022
Utility Company	San Diego Gas & Electric				
CO2 Intensity (lb/MWhr)	720.49	**CH4 Intensity (lb/MWhr)**	0.029	**N2O Intensity (lb/MWhr)**	0.006

1.3 User Entered Comments & Non-Default Data

Project Characteristics -

Land Use -

Construction Phase - modified

Off-road Equipment - modified

Trips and VMT - modified

Grading - modified

Construction Off-road Equipment Mitigation - All Tier 2 equipment

Off-road Equipment - modified

Off-road Equipment - modified

Off-road Equipment - modified

Off-road Equipment - modified

Off-road Equipment - modified

Off-road Equipment - modified

Off-road Equipment - modified

Table Name	Column Name	Default Value	New Value
tblConstructionPhase	NumDays	0.00	22.00
tblConstructionPhase	NumDays	0.00	13.00
tblConstructionPhase	NumDays	0.00	578.00
tblConstructionPhase	NumDays	0.00	11.00
tblConstructionPhase	NumDays	0.00	24.00
tblConstructionPhase	NumDays	0.00	8.00
tblConstructionPhase	NumDays	0.00	7.00
tblGrading	AcresOfGrading	19.50	0.00
tblGrading	AcresOfGrading	16.50	0.00
tblGrading	MaterialExported	0.00	768.00
tblGrading	MaterialExported	0.00	46,240.00
tblGrading	MaterialExported	0.00	768.00
tblOffRoadEquipment	OffRoadEquipmentUnitAmount	1.00	0.00
tblOffRoadEquipment	OffRoadEquipmentUnitAmount	1.00	0.00
tblOffRoadEquipment	OffRoadEquipmentUnitAmount	1.00	0.00
tblOffRoadEquipment	OffRoadEquipmentUnitAmount	1.00	0.00
tblOffRoadEquipment	OffRoadEquipmentUnitAmount	1.00	0.00
tblOffRoadEquipment	OffRoadEquipmentUnitAmount	2.00	1.00
tblOffRoadEquipment	OffRoadEquipmentUnitAmount	2.00	1.00
tblOffRoadEquipment	OffRoadEquipmentUnitAmount	2.00	1.00
tblOffRoadEquipment	OffRoadEquipmentUnitAmount	1.00	0.00
tblOffRoadEquipment	UsageHours	6.00	8.00
tblOffRoadEquipment	UsageHours	6.00	7.00
tblOffRoadEquipment	UsageHours	6.00	8.00
tblOffRoadEquipment	UsageHours	8.00	7.00
tblProjectCharacteristics	OperationalYear	2014	2022

tblTripsAndVMT	VendorTripNumber	0.00	4.00

2.0 Emissions Summary

2.1 Overall Construction (Maximum Daily Emission)

Unmitigated Construction

	ROG	NOx	CO	SO2	Fugitive PM10	Exhaust PM10	PM10 Total	Fugitive PM2.5	Exhaust PM2.5	PM2.5 Total	Bio- CO2	NBio- CO2	Total CO2	CH4	N2O	CO2e
Year	lb/day										lb/day					
2019	2.1019	22.9104	15.7430	0.0284	1.5007	1.0819	2.4525	0.6034	0.9954	1.5016	0.0000	2,726.7653	2,726.7653	0.7622	0.0000	2,742.7722
2020	1.7390	15.0863	15.5707	0.0284	1.2045	0.8600	2.0645	0.5307	0.8105	1.3411	0.0000	2,679.5257	2,679.5257	0.4528	0.0000	2,689.0349
2021	1.7568	18.5348	15.3654	0.0284	1.3237	0.8615	2.0829	0.5599	0.7926	1.2751	0.0000	2,676.9051	2,676.9051	0.7616	0.0000	2,692.8990
Total	**5.5977**	**56.5315**	**46.6791**	**0.0852**	**4.0289**	**2.8034**	**6.5999**	**1.6939**	**2.5984**	**4.1178**	**0.0000**	**8,083.1961**	**8,083.1961**	**1.9767**	**0.0000**	**8,124.7061**

Mitigated Construction

	ROG	NOx	CO	SO2	Fugitive PM10	Exhaust PM10	PM10 Total	Fugitive PM2.5	Exhaust PM2.5	PM2.5 Total	Bio- CO2	NBio- CO2	Total CO2	CH4	N2O	CO2e
Year	lb/day										lb/day					
2019	2.1019	22.9104	15.7430	0.0284	1.0805	1.0819	2.0323	0.3748	0.9954	1.2730	0.0000	2,726.7653	2,726.7653	0.7622	0.0000	2,742.7722
2020	1.7390	15.0863	15.5707	0.0284	0.7843	0.8600	1.6443	0.3022	0.8105	1.1126	0.0000	2,679.5257	2,679.5257	0.4528	0.0000	2,689.0349
2021	1.7568	18.5348	15.3654	0.0284	0.9035	0.8615	1.6627	0.3314	0.7926	1.0466	0.0000	2,676.9051	2,676.9051	0.7616	0.0000	2,692.8990
Total	**5.5977**	**56.5315**	**46.6791**	**0.0852**	**2.7683**	**2.8034**	**5.3393**	**1.0084**	**2.5984**	**3.4322**	**0.0000**	**8,083.1961**	**8,083.1961**	**1.9767**	**0.0000**	**8,124.7061**

	ROG	NOx	CO	SO2	Fugitive PM10	Exhaust PM10	PM10 Total	Fugitive PM2.5	Exhaust PM2.5	PM2.5 Total	Bio- CO2	NBio-CO2	Total CO2	CH4	N20	CO2e
Percent Reduction	**0.00**	**0.00**	**0.00**	**0.00**	**31.29**	**0.00**	**19.10**	**40.47**	**0.00**	**16.65**	**0.00**	**0.00**	**0.00**	**0.00**	**0.00**	**0.00**

2.2 Overall Operational

Unmitigated Operational

	ROG	NOx	CO	SO2	Fugitive PM10	Exhaust PM10	PM10 Total	Fugitive PM2.5	Exhaust PM2.5	PM2.5 Total	Bio- CO2	NBio- CO2	Total CO2	CH4	N2O	CO2e
Category	lb/day										lb/day					
Area	1.0000e-005	0.0000	1.0000e-004	0.0000		0.0000	0.0000		0.0000	0.0000		2.2000e-004	2.2000e-004	0.0000		2.3000e-004
Energy	0.0000	0.0000	0.0000	0.0000		0.0000	0.0000		0.0000	0.0000		0.0000	0.0000	0.0000	0.0000	0.0000
Mobile	0.0000	0.0000	0.0000	0.0000	0.0000	0.0000	0.0000	0.0000	0.0000	0.0000		0.0000	0.0000	0.0000		0.0000
Total	**1.0000e-005**	**0.0000**	**1.0000e-004**	**0.0000**	**0.0000**	**0.0000**	**0.0000**	**0.0000**	**0.0000**	**0.0000**		**2.2000e-004**	**2.2000e-004**	**0.0000**	**0.0000**	**2.3000e-004**

Mitigated Operational

	ROG	NOx	CO	SO2	Fugitive PM10	Exhaust PM10	PM10 Total	Fugitive PM2.5	Exhaust PM2.5	PM2.5 Total	Bio- CO2	NBio- CO2	Total CO2	CH4	N2O	CO2e
Category	lb/day										lb/day					
Area	1.0000e-005	0.0000	1.0000e-004	0.0000		0.0000	0.0000		0.0000	0.0000		2.2000e-004	2.2000e-004	0.0000		2.3000e-004
Energy	0.0000	0.0000	0.0000	0.0000		0.0000	0.0000		0.0000	0.0000		0.0000	0.0000	0.0000	0.0000	0.0000
Mobile	0.0000	0.0000	0.0000	0.0000	0.0000	0.0000	0.0000	0.0000	0.0000	0.0000		0.0000	0.0000	0.0000		0.0000
Total	**1.0000e-005**	**0.0000**	**1.0000e-004**	**0.0000**	**0.0000**	**0.0000**	**0.0000**	**0.0000**	**0.0000**	**0.0000**		**2.2000e-004**	**2.2000e-004**	**0.0000**	**0.0000**	**2.3000e-004**

	ROG	NOx	CO	SO2	Fugitive PM10	Exhaust PM10	PM10 Total	Fugitive PM2.5	Exhaust PM2.5	PM2.5 Total	Bio- CO2	NBio-CO2	Total CO2	CH4	N20	CO2e
Percent Reduction	0.00	0.00	0.00	0.00	0.00	0.00	0.00	0.00	0.00	0.00	0.00	0.00	0.00	0.00	0.00	0.00

3.0 Construction Detail

Construction Phase

Phase Number	Phase Name	Phase Type	Start Date	End Date	Num Days Week	Num Days	Phase Description
1	Site Prep Portal 1	Site Preparation	5/15/2019	5/31/2019	5	13	
2	Excavation Portal 1	Grading	6/1/2019	7/2/2019	5	22	
3	Tunnel Excavation	Grading	7/3/2019	9/17/2021	5	578	
4	Site Prep Portal 2	Site Preparation	9/18/2021	10/4/2021	5	11	
5	Excavation Portal 2	Grading	10/5/2021	11/5/2021	5	24	
6	Pipeline Connection	Site Preparation	11/6/2021	11/17/2021	5	8	
7	Site Restoration	Site Preparation	11/18/2021	11/26/2021	5	7	

Acres of Grading (Site Preparation Phase): 0

Acres of Grading (Grading Phase): 0

Acres of Paving: 0

Residential Indoor: 0; Residential Outdoor: 0; Non-Residential Indoor: 0; Non-Residential Outdoor: 0 (Architectural Coating – sqft)

OffRoad Equipment

Phase Name	Offroad Equipment Type	Amount	Usage Hours	Horse Power	Load Factor
Site Prep Portal 1	Concrete/Industrial Saws	0	8.00	81	0.73
Site Prep Portal 1	Excavators	0	8.00	162	0.38
Site Prep Portal 1	Graders	1	8.00	174	0.41
Site Prep Portal 1	Rubber Tired Dozers	0	8.00	255	0.40
Site Prep Portal 1	Scrapers	1	8.00	361	0.48
Site Prep Portal 1	Tractors/Loaders/Backhoes	1	8.00	97	0.37
Site Prep Portal 1	Trenchers	0	8.00	80	0.50

Excavation Portal 1	Concrete/Industrial Saws	0	8.00	81	0.73
Excavation Portal 1	Cranes	0	4.00	226	0.29
Excavation Portal 1	Crushing/Proc. Equipment	1	8.00	85	0.78
Excavation Portal 1	Excavators	1	8.00	162	0.38
Excavation Portal 1	Forklifts	0	6.00	89	0.20
Excavation Portal 1	Rubber Tired Dozers	1	1.00	255	0.40
Excavation Portal 1	Tractors/Loaders/Backhoes	1	8.00	97	0.37
Excavation Portal 1	Trenchers	1	8.00	80	0.50
Tunnel Excavation	Cement and Mortar Mixers	0	6.00	9	0.56
Tunnel Excavation	Concrete/Industrial Saws	0	8.00	81	0.73
Tunnel Excavation	Crushing/Proc. Equipment	1	8.00	85	0.78
Tunnel Excavation	Excavators	1	8.00	162	0.38
Tunnel Excavation	Pavers	0	8.00	125	0.42
Tunnel Excavation	Paving Equipment	0	8.00	130	0.36
Tunnel Excavation	Rollers	0	8.00	80	0.38
Tunnel Excavation	Rubber Tired Dozers	1	1.00	255	0.40
Tunnel Excavation	Tractors/Loaders/Backhoes	1	7.00	97	0.37
Tunnel Excavation	Trenchers	1	8.00	80	0.50
Site Prep Portal 2	Graders	1	8.00	174	0.41
Site Prep Portal 2	Scrapers	1	8.00	361	0.48
Site Prep Portal 2	Tractors/Loaders/Backhoes	1	8.00	97	0.37
Excavation Portal 2	Cement and Mortar Mixers	0	6.00	9	0.56
Excavation Portal 2	Concrete/Industrial Saws	0	8.00	81	0.73
Excavation Portal 2	Crushing/Proc. Equipment	1	8.00	85	0.78
Excavation Portal 2	Excavators	1	8.00	162	0.38
Excavation Portal 2	Pavers	0	8.00	125	0.42
Excavation Portal 2	Paving Equipment	0	8.00	130	0.36
Excavation Portal 2	Rollers	0	8.00	80	0.38
Excavation Portal 2	Rubber Tired Dozers	1	1.00	255	0.40
Excavation Portal 2	Tractors/Loaders/Backhoes	1	8.00	97	0.37

Excavation Portal 2	Trenchers	1	8.00	80	0.50
Pipeline Connection	Cement and Mortar Mixers	0	6.00	9	0.56
Pipeline Connection	Graders	0	8.00	174	0.41
Pipeline Connection	Other General Industrial Equipment	4	8.00	87	0.34
Pipeline Connection	Pavers	0	8.00	125	0.42
Pipeline Connection	Paving Equipment	0	8.00	130	0.36
Pipeline Connection	Rollers	0	8.00	80	0.38
Pipeline Connection	Tractors/Loaders/Backhoes	0	7.00	97	0.37
Site Restoration	Cement and Mortar Mixers	0	6.00	9	0.56
Site Restoration	Graders	0	8.00	174	0.41
Site Restoration	Pavers	0	8.00	125	0.42
Site Restoration	Paving Equipment	0	8.00	130	0.36
Site Restoration	Rollers	0	8.00	80	0.38
Site Restoration	Tractors/Loaders/Backhoes	1	8.00	97	0.37

Trips and VMT

Phase Name	Offroad Equipment Count	Worker Trip Number	Vendor Trip Number	Hauling Trip Number	Worker Trip Length	Vendor Trip Length	Hauling Trip Length	Worker Vehicle Class	Vendor Vehicle Class	Hauling Vehicle Class
Site Prep Portal 1	3	8.00	4.00	0.00	10.80	7.30	20.00	LD_Mix	HDT_Mix	HHDT
Excavation Portal 1	5	13.00	0.00	96.00	10.80	7.30	20.00	LD_Mix	HDT_Mix	HHDT
Tunnel Excavation	5	13.00	0.00	5,780.00	10.80	7.30	20.00	LD_Mix	HDT_Mix	HHDT
Site Prep Portal 2	3	8.00	0.00	0.00	10.80	7.30	20.00	LD_Mix	HDT_Mix	HHDT
Excavation Portal 2	5	13.00	0.00	96.00	10.80	7.30	20.00	LD_Mix	HDT_Mix	HHDT
Pipeline Connection	4	10.00	0.00	0.00	10.80	7.30	20.00	LD_Mix	HDT_Mix	HHDT
Site Restoration	1	3.00	0.00	0.00	10.80	7.30	20.00	LD_Mix	HDT_Mix	HHDT

3.1 Mitigation Measures Construction

Water Exposed Area

Clean Paved Roads

3.2 Site Prep Portal 1 - 2019

Unmitigated Construction On-Site

	ROG	NOx	CO	SO2	Fugitive PM10	Exhaust PM10	PM10 Total	Fugitive PM2.5	Exhaust PM2.5	PM2.5 Total	Bio- CO2	NBio- CO2	Total CO2	CH4	N2O	CO2e
Category	lb/day										lb/day					
Fugitive Dust					0.0000	0.0000	0.0000	0.0000	0.0000	0.0000			0.0000			0.0000
Off-Road	2.0467	22.6065	14.8322	0.0242		1.0772	1.0772		0.9910	0.9910		2,398.1596	2,398.1596	0.7588		2,414.0934
Total	**2.0467**	**22.6065**	**14.8322**	**0.0242**	**0.0000**	**1.0772**	**1.0772**	**0.0000**	**0.9910**	**0.9910**		**2,398.1596**	**2,398.1596**	**0.7588**		**2,414.0934**

Unmitigated Construction Off-Site

	ROG	NOx	CO	SO2	Fugitive PM10	Exhaust PM10	PM10 Total	Fugitive PM2.5	Exhaust PM2.5	PM2.5 Total	Bio- CO2	NBio- CO2	Total CO2	CH4	N2O	CO2e
Category	lb/day										lb/day					
Hauling	0.0000	0.0000	0.0000	0.0000	0.0000	0.0000	0.0000	0.0000	0.0000	0.0000		0.0000	0.0000	0.0000		0.0000
Vendor	0.0337	0.2788	0.3782	9.5000e-004	0.0265	4.3000e-003	0.0308	7.5700e-003	3.9500e-003	0.0115		90.6238	90.6238	6.7000e-004		90.6378
Worker	0.0215	0.0252	0.2710	8.3000e-004	0.0657	4.7000e-004	0.0662	0.0174	4.3000e-004	0.0179		61.9722	61.9722	2.8200e-003		62.0314
Total	**0.0553**	**0.3039**	**0.6492**	**1.7800e-003**	**0.0923**	**4.7700e-003**	**0.0970**	**0.0250**	**4.3800e-003**	**0.0294**		**152.5960**	**152.5960**	**3.4900e-003**		**152.6692**

Mitigated Construction On-Site

	ROG	NOx	CO	SO2	Fugitive PM10	Exhaust PM10	PM10 Total	Fugitive PM2.5	Exhaust PM2.5	PM2.5 Total	Bio- CO2	NBio- CO2	Total CO2	CH4	N2O	CO2e

Category	lb/day										lb/day					
Fugitive Dust					0.0000	0.0000	0.0000	0.0000	0.0000	0.0000			0.0000			0.0000
Off-Road	2.0467	22.6065	14.8322	0.0242		1.0772	1.0772		0.9910	0.9910	0.0000	2,398.1596	2,398.1596	0.7588		2,414.0934
Total	**2.0467**	**22.6065**	**14.8322**	**0.0242**	**0.0000**	**1.0772**	**1.0772**	**0.0000**	**0.9910**	**0.9910**	**0.0000**	**2,398.1596**	**2,398.1596**	**0.7588**		**2,414.0934**

Mitigated Construction Off-Site

	ROG	NOx	CO	SO2	Fugitive PM10	Exhaust PM10	PM10 Total	Fugitive PM2.5	Exhaust PM2.5	PM2.5 Total	Bio- CO2	NBio- CO2	Total CO2	CH4	N2O	CO2e
Category	lb/day										lb/day					
Hauling	0.0000	0.0000	0.0000	0.0000	0.0000	0.0000	0.0000	0.0000	0.0000	0.0000		0.0000	0.0000	0.0000		0.0000
Vendor	0.0337	0.2788	0.3782	9.5000e-004	0.0265	4.3000e-003	0.0308	7.5700e-003	3.9500e-003	0.0115		90.6238	90.6238	6.7000e-004		90.6378
Worker	0.0215	0.0252	0.2710	8.3000e-004	0.0657	4.7000e-004	0.0662	0.0174	4.3000e-004	0.0179		61.9722	61.9722	2.8200e-003		62.0314
Total	**0.0553**	**0.3039**	**0.6492**	**1.7800e-003**	**0.0923**	**4.7700e-003**	**0.0970**	**0.0250**	**4.3800e-003**	**0.0294**		**152.5960**	**152.5960**	**3.4900e-003**		**152.6692**

3.3 Excavation Portal 1 - 2019

Unmitigated Construction On-Site

	ROG	NOx	CO	SO2	Fugitive PM10	Exhaust PM10	PM10 Total	Fugitive PM2.5	Exhaust PM2.5	PM2.5 Total	Bio- CO2	NBio- CO2	Total CO2	CH4	N2O	CO2e
Category	lb/day										lb/day					
Fugitive Dust					0.7577	0.0000	0.7577	0.4145	0.0000	0.4145			0.0000			0.0000
Off-Road	1.6811	14.6305	13.7940	0.0200		0.9378	0.9378		0.8853	0.8853		1,948.8245	1,948.8245	0.4601		1,958.4872

Total	**1.6811**	**14.6305**	**13.7940**	**0.0200**	**0.7577**	**0.9378**	**1.6955**	**0.4145**	**0.8853**	**1.2999**		**1,948.8245**	**1,948.8245**	**0.4601**		**1,958.4872**

Unmitigated Construction Off-Site

	ROG	NOx	CO	SO2	Fugitive PM10	Exhaust PM10	PM10 Total	Fugitive PM2.5	Exhaust PM2.5	PM2.5 Total	Bio- CO2	NBio- CO2	Total CO2	CH4	N2O	CO2e
Category	lb/day										lb/day					
Hauling	0.0749	0.8996	0.7839	3.2500e-003	0.0760	0.0143	0.0903	0.0208	0.0131	0.0340		312.2962	312.2962	2.2300e-003		312.3429
Vendor	0.0000	0.0000	0.0000	0.0000	0.0000	0.0000	0.0000	0.0000	0.0000	0.0000		0.0000	0.0000	0.0000		0.0000
Worker	0.0350	0.0409	0.4404	1.3500e-003	0.1068	7.6000e-004	0.1076	0.0283	7.0000e-004	0.0290		100.7048	100.7048	4.5800e-003		100.8010
Total	**0.1099**	**0.9404**	**1.2243**	**4.6000e-003**	**0.1828**	**0.0150**	**0.1979**	**0.0492**	**0.0138**	**0.0630**		**413.0010**	**413.0010**	**6.8100e-003**		**413.1439**

Mitigated Construction On-Site

	ROG	NOx	CO	SO2	Fugitive PM10	Exhaust PM10	PM10 Total	Fugitive PM2.5	Exhaust PM2.5	PM2.5 Total	Bio- CO2	NBio- CO2	Total CO2	CH4	N2O	CO2e
Category	lb/day										lb/day					
Fugitive Dust					0.3410	0.0000	0.3410	0.1865	0.0000	0.1865			0.0000			0.0000
Off-Road	1.6811	14.6305	13.7940	0.0200		0.9378	0.9378		0.8853	0.8853	0.0000	1,948.8245	1,948.8245	0.4601		1,958.4872
Total	**1.6811**	**14.6305**	**13.7940**	**0.0200**	**0.3410**	**0.9378**	**1.2788**	**0.1865**	**0.8853**	**1.0719**	**0.0000**	**1,948.8245**	**1,948.8245**	**0.4601**		**1,958.4872**

Mitigated Construction Off-Site

	ROG	NOx	CO	SO2	Fugitive PM10	Exhaust PM10	PM10 Total	Fugitive PM2.5	Exhaust PM2.5	PM2.5 Total	Bio- CO2	NBio- CO2	Total CO2	CH4	N2O	CO2e
Category	lb/day										lb/day					
Hauling	0.0749	0.8996	0.7839	3.2500e-003	0.0760	0.0143	0.0903	0.0208	0.0131	0.0340		312.2962	312.2962	2.2300e-003		312.3429
Vendor	0.0000	0.0000	0.0000	0.0000	0.0000	0.0000	0.0000	0.0000	0.0000	0.0000		0.0000	0.0000	0.0000		0.0000
Worker	0.0350	0.0409	0.4404	1.3500e-003	0.1068	7.6000e-004	0.1076	0.0283	7.0000e-004	0.0290		100.7048	100.7048	4.5800e-003		100.8010
Total	**0.1099**	**0.9404**	**1.2243**	**4.6000e-003**	**0.1828**	**0.0150**	**0.1979**	**0.0492**	**0.0138**	**0.0630**		**413.0010**	**413.0010**	**6.8100e-003**		**413.1439**

3.4 Tunnel Excavation - 2019

Unmitigated Construction On-Site

	ROG	NOx	CO	SO2	Fugitive PM10	Exhaust PM10	PM10 Total	Fugitive PM2.5	Exhaust PM2.5	PM2.5 Total	Bio- CO2	NBio- CO2	Total CO2	CH4	N2O	CO2e
Category	lb/day										lb/day					
Fugitive Dust					0.7640	0.0000	0.7640	0.4155	0.0000	0.4155			0.0000			0.0000
Off-Road	1.6520	14.3383	13.5061	0.0196		0.9183	0.9183		0.8674	0.8674		1,910.3818	1,910.3818	0.4480		1,919.7890
Total	**1.6520**	**14.3383**	**13.5061**	**0.0196**	**0.7640**	**0.9183**	**1.6823**	**0.4155**	**0.8674**	**1.2829**		**1,910.3818**	**1,910.3818**	**0.4480**		**1,919.7890**

Unmitigated Construction Off-Site

	ROG	NOx	CO	SO2	Fugitive PM10	Exhaust PM10	PM10 Total	Fugitive PM2.5	Exhaust PM2.5	PM2.5 Total	Bio- CO2	NBio- CO2	Total CO2	CH4	N2O	CO2e
Category	lb/day										lb/day					

Hauling	0.1716	2.0615	1.7965	7.4500e-003	0.6299	0.0327	0.6626	0.1596	0.0301	0.1897		715.6787	715.6787	5.1000e-003		715.7858
Vendor	0.0000	0.0000	0.0000	0.0000	0.0000	0.0000	0.0000	0.0000	0.0000	0.0000		0.0000	0.0000	0.0000		0.0000
Worker	0.0350	0.0409	0.4404	1.3500e-003	0.1068	7.6000e-004	0.1076	0.0283	7.0000e-004	0.0290		100.7048	100.7048	4.5800e-003		100.8010
Total	**0.2066**	**2.1024**	**2.2369**	**8.8000e-003**	**0.7367**	**0.0335**	**0.7702**	**0.1879**	**0.0308**	**0.2187**		**816.3835**	**816.3835**	**9.6800e-003**		**816.5867**

Mitigated Construction On-Site

	ROG	NOx	CO	SO2	Fugitive PM10	Exhaust PM10	PM10 Total	Fugitive PM2.5	Exhaust PM2.5	PM2.5 Total	Bio- CO2	NBio- CO2	Total CO2	CH4	N2O	CO2e
Category	lb/day										lb/day					
Fugitive Dust					0.3438	0.0000	0.3438	0.1870	0.0000	0.1870			0.0000			0.0000
Off-Road	1.6520	14.3383	13.5061	0.0196		0.9183	0.9183		0.8674	0.8674	0.0000	1,910.3818	1,910.3818	0.4480		1,919.7890
Total	**1.6520**	**14.3383**	**13.5061**	**0.0196**	**0.3438**	**0.9183**	**1.2621**	**0.1870**	**0.8674**	**1.0544**	**0.0000**	**1,910.3818**	**1,910.3818**	**0.4480**		**1,919.7890**

Mitigated Construction Off-Site

	ROG	NOx	CO	SO2	Fugitive PM10	Exhaust PM10	PM10 Total	Fugitive PM2.5	Exhaust PM2.5	PM2.5 Total	Bio- CO2	NBio- CO2	Total CO2	CH4	N2O	CO2e
Category	lb/day										lb/day					
Hauling	0.1716	2.0615	1.7965	7.4500e-003	0.6299	0.0327	0.6626	0.1596	0.0301	0.1897		715.6787	715.6787	5.1000e-003		715.7858
Vendor	0.0000	0.0000	0.0000	0.0000	0.0000	0.0000	0.0000	0.0000	0.0000	0.0000		0.0000	0.0000	0.0000		0.0000
Worker	0.0350	0.0409	0.4404	1.3500e-003	0.1068	7.6000e-004	0.1076	0.0283	7.0000e-004	0.0290		100.7048	100.7048	4.5800e-003		100.8010
Total	**0.2066**	**2.1024**	**2.2369**	**8.8000e-003**	**0.7367**	**0.0335**	**0.7702**	**0.1879**	**0.0308**	**0.2187**		**816.3835**	**816.3835**	**9.6800e-003**		**816.5867**

3.4 Tunnel Excavation - 2020

Unmitigated Construction On-Site

	ROG	NOx	CO	SO2	Fugitive PM10	Exhaust PM10	PM10 Total	Fugitive PM2.5	Exhaust PM2.5	PM2.5 Total	Bio- CO2	NBio- CO2	Total CO2	CH4	N2O	CO2e
Category	lb/day										lb/day					
Fugitive Dust					0.7640	0.0000	0.7640	0.4155	0.0000	0.4155			0.0000			0.0000
Off-Road	1.5384	13.2773	13.3934	0.0196		0.8270	0.8270		0.7801	0.7801		1,883.5577	1,883.5577	0.4434		1,892.8685
Total	**1.5384**	**13.2773**	**13.3934**	**0.0196**	**0.7640**	**0.8270**	**1.5910**	**0.4155**	**0.7801**	**1.1956**		**1,883.5577**	**1,883.5577**	**0.4434**		**1,892.8685**

Unmitigated Construction Off-Site

	ROG	NOx	CO	SO2	Fugitive PM10	Exhaust PM10	PM10 Total	Fugitive PM2.5	Exhaust PM2.5	PM2.5 Total	Bio- CO2	NBio- CO2	Total CO2	CH4	N2O	CO2e
Category	lb/day										lb/day					
Hauling	0.1675	1.7709	1.7651	7.4400e-003	0.3337	0.0322	0.3660	0.0869	0.0297	0.1165		699.3174	699.3174	5.0900e-003		699.4243
Vendor	0.0000	0.0000	0.0000	0.0000	0.0000	0.0000	0.0000	0.0000	0.0000	0.0000		0.0000	0.0000	0.0000		0.0000
Worker	0.0331	0.0382	0.4122	1.3500e-003	0.1068	7.6000e-004	0.1076	0.0283	7.0000e-004	0.0290		96.6506	96.6506	4.3500e-003		96.7420
Total	**0.2006**	**1.8091**	**2.1773**	**8.7900e-003**	**0.4405**	**0.0330**	**0.4735**	**0.1152**	**0.0304**	**0.1455**		**795.9680**	**795.9680**	**9.4400e-003**		**796.1664**

Mitigated Construction On-Site

	ROG	NOx	CO	SO2	Fugitive PM10	Exhaust PM10	PM10 Total	Fugitive PM2.5	Exhaust PM2.5	PM2.5 Total	Bio- CO2	NBio- CO2	Total CO2	CH4	N2O	CO2e
Category	lb/day										lb/day					
Fugitive Dust					0.3438	0.0000	0.3438	0.1870	0.0000	0.1870			0.0000			0.0000
Off-Road	1.5384	13.2773	13.3934	0.0196		0.8270	0.8270		0.7801	0.7801	0.0000	1,883.5577	1,883.5577	0.4434		1,892.8685
Total	**1.5384**	**13.2773**	**13.3934**	**0.0196**	**0.3438**	**0.8270**	**1.1708**	**0.1870**	**0.7801**	**0.9671**	**0.0000**	**1,883.5577**	**1,883.5577**	**0.4434**		**1,892.8685**

Mitigated Construction Off-Site

	ROG	NOx	CO	SO2	Fugitive PM10	Exhaust PM10	PM10 Total	Fugitive PM2.5	Exhaust PM2.5	PM2.5 Total	Bio- CO2	NBio- CO2	Total CO2	CH4	N2O	CO2e
Category	lb/day										lb/day					
Hauling	0.1675	1.7709	1.7651	7.4400e-003	0.3337	0.0322	0.3660	0.0869	0.0297	0.1165		699.3174	699.3174	5.0900e-003		699.4243
Vendor	0.0000	0.0000	0.0000	0.0000	0.0000	0.0000	0.0000	0.0000	0.0000	0.0000		0.0000	0.0000	0.0000		0.0000
Worker	0.0331	0.0382	0.4122	1.3500e-003	0.1068	7.6000e-004	0.1076	0.0283	7.0000e-004	0.0290		96.6506	96.6506	4.3500e-003		96.7420
Total	**0.2006**	**1.8091**	**2.1773**	**8.7900e-003**	**0.4405**	**0.0330**	**0.4735**	**0.1152**	**0.0304**	**0.1455**		**795.9680**	**795.9680**	**9.4400e-003**		**796.1664**

3.4 Tunnel Excavation - 2021

Unmitigated Construction On-Site

	ROG	NOx	CO	SO2	Fugitive PM10	Exhaust PM10	PM10 Total	Fugitive PM2.5	Exhaust PM2.5	PM2.5 Total	Bio- CO2	NBio- CO2	Total CO2	CH4	N2O	CO2e
Category	lb/day										lb/day					
Fugitive Dust					0.7640	0.0000	0.7640	0.4155	0.0000	0.4155			0.0000			0.0000

Off-Road	1.4140	12.1066	13.2536	0.0196		0.7268	0.7268		0.6853	0.6853		1,883.6884	1,883.6884	0.4399		1,892.9264
Total	**1.4140**	**12.1066**	**13.2536**	**0.0196**	**0.7640**	**0.7268**	**1.4908**	**0.4155**	**0.6853**	**1.1008**		**1,883.6884**	**1,883.6884**	**0.4399**		**1,892.9264**

Unmitigated Construction Off-Site

	ROG	NOx	CO	SO2	Fugitive PM10	Exhaust PM10	PM10 Total	Fugitive PM2.5	Exhaust PM2.5	PM2.5 Total	Bio- CO2	NBio- CO2	Total CO2	CH4	N2O	CO2e
Category	lb/day										lb/day					
Hauling	0.1628	1.4678	1.7201	7.4200e-003	0.4529	0.0317	0.4846	0.1161	0.0292	0.1453		698.1694	698.1694	5.1500e-003		698.2776
Vendor	0.0000	0.0000	0.0000	0.0000	0.0000	0.0000	0.0000	0.0000	0.0000	0.0000		0.0000	0.0000	0.0000		0.0000
Worker	0.0316	0.0359	0.3918	1.3500e-003	0.1068	7.7000e-004	0.1076	0.0283	7.1000e-004	0.0290		95.0473	95.0473	4.1900e-003		95.1353
Total	**0.1944**	**1.5036**	**2.1118**	**8.7700e-003**	**0.5597**	**0.0325**	**0.5922**	**0.1444**	**0.0299**	**0.1743**		**793.2167**	**793.2167**	**9.3400e-003**		**793.4129**

Mitigated Construction On-Site

	ROG	NOx	CO	SO2	Fugitive PM10	Exhaust PM10	PM10 Total	Fugitive PM2.5	Exhaust PM2.5	PM2.5 Total	Bio- CO2	NBio- CO2	Total CO2	CH4	N2O	CO2e
Category	lb/day										lb/day					
Fugitive Dust					0.3438	0.0000	0.3438	0.1870	0.0000	0.1870			0.0000			0.0000
Off-Road	1.4140	12.1066	13.2536	0.0196		0.7268	0.7268		0.6853	0.6853	0.0000	1,883.6884	1,883.6884	0.4399		1,892.9264
Total	**1.4140**	**12.1066**	**13.2536**	**0.0196**	**0.3438**	**0.7268**	**1.0706**	**0.1870**	**0.6853**	**0.8722**	**0.0000**	**1,883.6884**	**1,883.6884**	**0.4399**		**1,892.9264**

Mitigated Construction Off-Site

	ROG	NOx	CO	SO2	Fugitive PM10	Exhaust PM10	PM10 Total	Fugitive PM2.5	Exhaust PM2.5	PM2.5 Total	Bio- CO2	NBio- CO2	Total CO2	CH4	N2O	CO2e
Category	lb/day										lb/day					
Hauling	0.1628	1.4678	1.7201	7.4200e-003	0.4529	0.0317	0.4846	0.1161	0.0292	0.1453		698.1694	698.1694	5.1500e-003		698.2776
Vendor	0.0000	0.0000	0.0000	0.0000	0.0000	0.0000	0.0000	0.0000	0.0000	0.0000		0.0000	0.0000	0.0000		0.0000
Worker	0.0316	0.0359	0.3918	1.3500e-003	0.1068	7.7000e-004	0.1076	0.0283	7.1000e-004	0.0290		95.0473	95.0473	4.1900e-003		95.1353
Total	**0.1944**	**1.5036**	**2.1118**	**8.7700e-003**	**0.5597**	**0.0325**	**0.5922**	**0.1444**	**0.0299**	**0.1743**		**793.2167**	**793.2167**	**9.3400e-003**		**793.4129**

3.5 Site Prep Portal 2 - 2021

Unmitigated Construction On-Site

	ROG	NOx	CO	SO2	Fugitive PM10	Exhaust PM10	PM10 Total	Fugitive PM2.5	Exhaust PM2.5	PM2.5 Total	Bio- CO2	NBio- CO2	Total CO2	CH4	N2O	CO2e
Category	lb/day										lb/day					
Fugitive Dust					0.0000	0.0000	0.0000	0.0000	0.0000	0.0000			0.0000			0.0000
Off-Road	1.7373	18.5127	13.6284	0.0242		0.8610	0.8610		0.7922	0.7922		2,346.9087	2,346.9087	0.7590		2,362.8485
Total	**1.7373**	**18.5127**	**13.6284**	**0.0242**	**0.0000**	**0.8610**	**0.8610**	**0.0000**	**0.7922**	**0.7922**		**2,346.9087**	**2,346.9087**	**0.7590**		**2,362.8485**

Unmitigated Construction Off-Site

	ROG	NOx	CO	SO2	Fugitive PM10	Exhaust PM10	PM10 Total	Fugitive PM2.5	Exhaust PM2.5	PM2.5 Total	Bio- CO2	NBio- CO2	Total CO2	CH4	N2O	CO2e
Category	lb/day										lb/day					

Hauling	0.0000	0.0000	0.0000	0.0000	0.0000	0.0000	0.0000	0.0000	0.0000	0.0000		0.0000	0.0000	0.0000		0.0000
Vendor	0.0000	0.0000	0.0000	0.0000	0.0000	0.0000	0.0000	0.0000	0.0000	0.0000		0.0000	0.0000	0.0000		0.0000
Worker	0.0194	0.0221	0.2411	8.3000e-004	0.0657	4.7000e-004	0.0662	0.0174	4.4000e-004	0.0179		58.4907	58.4907	2.5800e-003		58.5448
Total	**0.0194**	**0.0221**	**0.2411**	**8.3000e-004**	**0.0657**	**4.7000e-004**	**0.0662**	**0.0174**	**4.4000e-004**	**0.0179**		**58.4907**	**58.4907**	**2.5800e-003**		**58.5448**

Mitigated Construction On-Site

	ROG	NOx	CO	SO2	Fugitive PM10	Exhaust PM10	PM10 Total	Fugitive PM2.5	Exhaust PM2.5	PM2.5 Total	Bio- CO2	NBio- CO2	Total CO2	CH4	N2O	CO2e
Category	lb/day										lb/day					
Fugitive Dust					0.0000	0.0000	0.0000	0.0000	0.0000	0.0000			0.0000			0.0000
Off-Road	1.7373	18.5127	13.6284	0.0242		0.8610	0.8610		0.7922	0.7922	0.0000	2,346.9087	2,346.9087	0.7590		2,362.8485
Total	**1.7373**	**18.5127**	**13.6284**	**0.0242**	**0.0000**	**0.8610**	**0.8610**	**0.0000**	**0.7922**	**0.7922**	**0.0000**	**2,346.9087**	**2,346.9087**	**0.7590**		**2,362.8485**

Mitigated Construction Off-Site

	ROG	NOx	CO	SO2	Fugitive PM10	Exhaust PM10	PM10 Total	Fugitive PM2.5	Exhaust PM2.5	PM2.5 Total	Bio- CO2	NBio- CO2	Total CO2	CH4	N2O	CO2e
Category	lb/day										lb/day					
Hauling	0.0000	0.0000	0.0000	0.0000	0.0000	0.0000	0.0000	0.0000	0.0000	0.0000		0.0000	0.0000	0.0000		0.0000
Vendor	0.0000	0.0000	0.0000	0.0000	0.0000	0.0000	0.0000	0.0000	0.0000	0.0000		0.0000	0.0000	0.0000		0.0000
Worker	0.0194	0.0221	0.2411	8.3000e-004	0.0657	4.7000e-004	0.0662	0.0174	4.4000e-004	0.0179		58.4907	58.4907	2.5800e-003		58.5448
Total	**0.0194**	**0.0221**	**0.2411**	**8.3000e-004**	**0.0657**	**4.7000e-004**	**0.0662**	**0.0174**	**4.4000e-004**	**0.0179**		**58.4907**	**58.4907**	**2.5800e-003**		**58.5448**

3.6 Excavation Portal 2 - 2021

Unmitigated Construction On-Site

	ROG	NOx	CO	SO2	Fugitive PM10	Exhaust PM10	PM10 Total	Fugitive PM2.5	Exhaust PM2.5	PM2.5 Total	Bio- CO2	NBio- CO2	Total CO2	CH4	N2O	CO2e
Category	lb/day										lb/day					
Fugitive Dust					0.7573	0.0000	0.7573	0.4145	0.0000	0.4145			0.0000			0.0000
Off-Road	1.4374	12.3436	13.5361	0.0200		0.7407	0.7407		0.6981	0.6981		1,921.3009	1,921.3009	0.4521		1,930.7943
Total	**1.4374**	**12.3436**	**13.5361**	**0.0200**	**0.7573**	**0.7407**	**1.4980**	**0.4145**	**0.6981**	**1.1126**		**1,921.3009**	**1,921.3009**	**0.4521**		**1,930.7943**

Unmitigated Construction Off-Site

	ROG	NOx	CO	SO2	Fugitive PM10	Exhaust PM10	PM10 Total	Fugitive PM2.5	Exhaust PM2.5	PM2.5 Total	Bio- CO2	NBio- CO2	Total CO2	CH4	N2O	CO2e
Category	lb/day										lb/day					
Hauling	0.0651	0.5871	0.6880	2.9700e-003	0.0697	0.0127	0.0824	0.0191	0.0117	0.0308		279.2678	279.2678	2.0600e-003		279.3110
Vendor	0.0000	0.0000	0.0000	0.0000	0.0000	0.0000	0.0000	0.0000	0.0000	0.0000		0.0000	0.0000	0.0000		0.0000
Worker	0.0316	0.0359	0.3918	1.3500e-003	0.1068	7.7000e-004	0.1076	0.0283	7.1000e-004	0.0290		95.0473	95.0473	4.1900e-003		95.1353
Total	**0.0967**	**0.6230**	**1.0798**	**4.3200e-003**	**0.1765**	**0.0135**	**0.1900**	**0.0474**	**0.0124**	**0.0598**		**374.3151**	**374.3151**	**6.2500e-003**		**374.4463**

Mitigated Construction On-Site

	ROG	NOx	CO	SO2	Fugitive PM10	Exhaust PM10	PM10 Total	Fugitive PM2.5	Exhaust PM2.5	PM2.5 Total	Bio- CO2	NBio- CO2	Total CO2	CH4	N2O	CO2e
Category	lb/day										lb/day					
Fugitive Dust					0.3408	0.0000	0.3408	0.1865	0.0000	0.1865			0.0000			0.0000
Off-Road	1.4374	12.3436	13.5361	0.0200		0.7407	0.7407		0.6981	0.6981	0.0000	1,921.3009	1,921.3009	0.4521		1,930.7943
Total	**1.4374**	**12.3436**	**13.5361**	**0.0200**	**0.3408**	**0.7407**	**1.0815**	**0.1865**	**0.6981**	**0.8846**	**0.0000**	**1,921.3009**	**1,921.3009**	**0.4521**		**1,930.7943**

Mitigated Construction Off-Site

	ROG	NOx	CO	SO2	Fugitive PM10	Exhaust PM10	PM10 Total	Fugitive PM2.5	Exhaust PM2.5	PM2.5 Total	Bio- CO2	NBio- CO2	Total CO2	CH4	N2O	CO2e
Category	lb/day										lb/day					
Hauling	0.0651	0.5871	0.6880	2.9700e-003	0.0697	0.0127	0.0824	0.0191	0.0117	0.0308		279.2678	279.2678	2.0600e-003		279.3110
Vendor	0.0000	0.0000	0.0000	0.0000	0.0000	0.0000	0.0000	0.0000	0.0000	0.0000		0.0000	0.0000	0.0000		0.0000
Worker	0.0316	0.0359	0.3918	1.3500e-003	0.1068	7.7000e-004	0.1076	0.0283	7.1000e-004	0.0290		95.0473	95.0473	4.1900e-003		95.1353
Total	**0.0967**	**0.6230**	**1.0798**	**4.3200e-003**	**0.1765**	**0.0135**	**0.1900**	**0.0474**	**0.0124**	**0.0598**		**374.3151**	**374.3151**	**6.2500e-003**		**374.4463**

3.7 Pipeline Connection - 2021

Unmitigated Construction On-Site

	ROG	NOx	CO	SO2	Fugitive PM10	Exhaust PM10	PM10 Total	Fugitive PM2.5	Exhaust PM2.5	PM2.5 Total	Bio- CO2	NBio- CO2	Total CO2	CH4	N2O	CO2e
Category	lb/day										lb/day					
Fugitive Dust					0.0000	0.0000	0.0000	0.0000	0.0000	0.0000			0.0000			0.0000

Off-Road	0.8424	7.7581	7.8053	0.0101		0.5339	0.5339		0.4912	0.4912		980.7991	980.7991	0.3172		987.4605
Total	**0.8424**	**7.7581**	**7.8053**	**0.0101**	**0.0000**	**0.5339**	**0.5339**	**0.0000**	**0.4912**	**0.4912**		**980.7991**	**980.7991**	**0.3172**		**987.4605**

Unmitigated Construction Off-Site

	ROG	NOx	CO	SO2	Fugitive PM10	Exhaust PM10	PM10 Total	Fugitive PM2.5	Exhaust PM2.5	PM2.5 Total	Bio- CO2	NBio- CO2	Total CO2	CH4	N2O	CO2e
Category	lb/day										lb/day					
Hauling	0.0000	0.0000	0.0000	0.0000	0.0000	0.0000	0.0000	0.0000	0.0000	0.0000		0.0000	0.0000	0.0000		0.0000
Vendor	0.0000	0.0000	0.0000	0.0000	0.0000	0.0000	0.0000	0.0000	0.0000	0.0000		0.0000	0.0000	0.0000		0.0000
Worker	0.0243	0.0276	0.3014	1.0400e-003	0.0822	5.9000e-004	0.0827	0.0218	5.5000e-004	0.0223		73.1133	73.1133	3.2200e-003		73.1810
Total	**0.0243**	**0.0276**	**0.3014**	**1.0400e-003**	**0.0822**	**5.9000e-004**	**0.0827**	**0.0218**	**5.5000e-004**	**0.0223**		**73.1133**	**73.1133**	**3.2200e-003**		**73.1810**

Mitigated Construction On-Site

	ROG	NOx	CO	SO2	Fugitive PM10	Exhaust PM10	PM10 Total	Fugitive PM2.5	Exhaust PM2.5	PM2.5 Total	Bio- CO2	NBio- CO2	Total CO2	CH4	N2O	CO2e
Category	lb/day										lb/day					
Fugitive Dust					0.0000	0.0000	0.0000	0.0000	0.0000	0.0000			0.0000			0.0000
Off-Road	0.8424	7.7581	7.8053	0.0101		0.5339	0.5339		0.4912	0.4912	0.0000	980.7991	980.7991	0.3172		987.4605
Total	**0.8424**	**7.7581**	**7.8053**	**0.0101**	**0.0000**	**0.5339**	**0.5339**	**0.0000**	**0.4912**	**0.4912**	**0.0000**	**980.7991**	**980.7991**	**0.3172**		**987.4605**

Mitigated Construction Off-Site

	ROG	NOx	CO	SO2	Fugitive PM10	Exhaust PM10	PM10 Total	Fugitive PM2.5	Exhaust PM2.5	PM2.5 Total	Bio- CO2	NBio- CO2	Total CO2	CH4	N2O	CO2e
Category	lb/day										lb/day					
Hauling	0.0000	0.0000	0.0000	0.0000	0.0000	0.0000	0.0000	0.0000	0.0000	0.0000		0.0000	0.0000	0.0000		0.0000
Vendor	0.0000	0.0000	0.0000	0.0000	0.0000	0.0000	0.0000	0.0000	0.0000	0.0000		0.0000	0.0000	0.0000		0.0000
Worker	0.0243	0.0276	0.3014	1.0400e-003	0.0822	5.9000e-004	0.0827	0.0218	5.5000e-004	0.0223		73.1133	73.1133	3.2200e-003		73.1810
Total	**0.0243**	**0.0276**	**0.3014**	**1.0400e-003**	**0.0822**	**5.9000e-004**	**0.0827**	**0.0218**	**5.5000e-004**	**0.0223**		**73.1133**	**73.1133**	**3.2200e-003**		**73.1810**

3.8 Site Restoration - 2021

Unmitigated Construction On-Site

	ROG	NOx	CO	SO2	Fugitive PM10	Exhaust PM10	PM10 Total	Fugitive PM2.5	Exhaust PM2.5	PM2.5 Total	Bio- CO2	NBio- CO2	Total CO2	CH4	N2O	CO2e
Category	lb/day										lb/day					
Fugitive Dust					0.0000	0.0000	0.0000	0.0000	0.0000	0.0000			0.0000			0.0000
Off-Road	0.1873	1.8958	2.2602	3.1100e-003		0.1118	0.1118		0.1028	0.1028		300.9001	300.9001	0.0973		302.9437
Total	**0.1873**	**1.8958**	**2.2602**	**3.1100e-003**	**0.0000**	**0.1118**	**0.1118**	**0.0000**	**0.1028**	**0.1028**		**300.9001**	**300.9001**	**0.0973**		**302.9437**

Unmitigated Construction Off-Site

	ROG	NOx	CO	SO2	Fugitive PM10	Exhaust PM10	PM10 Total	Fugitive PM2.5	Exhaust PM2.5	PM2.5 Total	Bio- CO2	NBio- CO2	Total CO2	CH4	N2O	CO2e
Category	lb/day										lb/day					

Hauling	0.0000	0.0000	0.0000	0.0000	0.0000	0.0000	0.0000	0.0000	0.0000	0.0000		0.0000	0.0000	0.0000		0.0000
Vendor	0.0000	0.0000	0.0000	0.0000	0.0000	0.0000	0.0000	0.0000	0.0000	0.0000		0.0000	0.0000	0.0000		0.0000
Worker	7.2800e-003	8.2800e-003	0.0904	3.1000e-004	0.0246	1.8000e-004	0.0248	6.5400e-003	1.6000e-004	6.7000e-003		21.9340	21.9340	9.7000e-004		21.9543
Total	**7.2800e-003**	**8.2800e-003**	**0.0904**	**3.1000e-004**	**0.0246**	**1.8000e-004**	**0.0248**	**6.5400e-003**	**1.6000e-004**	**6.7000e-003**		**21.9340**	**21.9340**	**9.7000e-004**		**21.9543**

Mitigated Construction On-Site

	ROG	NOx	CO	SO2	Fugitive PM10	Exhaust PM10	PM10 Total	Fugitive PM2.5	Exhaust PM2.5	PM2.5 Total	Bio- CO2	NBio- CO2	Total CO2	CH4	N2O	CO2e
Category	lb/day										lb/day					
Fugitive Dust					0.0000	0.0000	0.0000	0.0000	0.0000	0.0000			0.0000			0.0000
Off-Road	0.1873	1.8958	2.2602	3.1100e-003		0.1118	0.1118		0.1028	0.1028	0.0000	300.9001	300.9001	0.0973		302.9437
Total	**0.1873**	**1.8958**	**2.2602**	**3.1100e-003**	**0.0000**	**0.1118**	**0.1118**	**0.0000**	**0.1028**	**0.1028**	**0.0000**	**300.9001**	**300.9001**	**0.0973**		**302.9437**

Mitigated Construction Off-Site

	ROG	NOx	CO	SO2	Fugitive PM10	Exhaust PM10	PM10 Total	Fugitive PM2.5	Exhaust PM2.5	PM2.5 Total	Bio- CO2	NBio- CO2	Total CO2	CH4	N2O	CO2e
Category	lb/day										lb/day					
Hauling	0.0000	0.0000	0.0000	0.0000	0.0000	0.0000	0.0000	0.0000	0.0000	0.0000		0.0000	0.0000	0.0000		0.0000
Vendor	0.0000	0.0000	0.0000	0.0000	0.0000	0.0000	0.0000	0.0000	0.0000	0.0000		0.0000	0.0000	0.0000		0.0000
Worker	7.2800e-003	8.2800e-003	0.0904	3.1000e-004	0.0246	1.8000e-004	0.0248	6.5400e-003	1.6000e-004	6.7000e-003		21.9340	21.9340	9.7000e-004		21.9543
Total	**7.2800e-003**	**8.2800e-003**	**0.0904**	**3.1000e-004**	**0.0246**	**1.8000e-004**	**0.0248**	**6.5400e-003**	**1.6000e-004**	**6.7000e-003**		**21.9340**	**21.9340**	**9.7000e-004**		**21.9543**

4.0 Operational Detail - Mobile

4.1 Mitigation Measures Mobile

	ROG	NOx	CO	SO2	Fugitive PM10	Exhaust PM10	PM10 Total	Fugitive PM2.5	Exhaust PM2.5	PM2.5 Total	Bio- CO2	NBio- CO2	Total CO2	CH4	N2O	CO2e
Category	lb/day										lb/day					
Mitigated	0.0000	0.0000	0.0000	0.0000	0.0000	0.0000	0.0000	0.0000	0.0000	0.0000		0.0000	0.0000	0.0000		0.0000
Unmitigated	0.0000	0.0000	0.0000	0.0000	0.0000	0.0000	0.0000	0.0000	0.0000	0.0000		0.0000	0.0000	0.0000		0.0000

4.2 Trip Summary Information

	Average Daily Trip Rate			Unmitigated	Mitigated
Land Use	Weekday	Saturday	Sunday	Annual VMT	Annual VMT
User Defined Industrial	0.00	0.00	0.00		
Total	0.00	0.00	0.00		

4.3 Trip Type Information

	Miles			Trip %			Trip Purpose %		
Land Use	H-W or C-W	H-S or C-C	H-O or C-NW	H-W or C-W	H-S or C-C	H-O or C-NW	Primary	Diverted	Pass-by
User Defined Industrial	9.50	7.30	7.30	0.00	0.00	0.00	0	0	0

LDA	LDT1	LDT2	MDV	LHD1	LHD2	MHD	HHD	OBUS	UBUS	MCY	SBUS	MH
0.512460	0.073465	0.191476	0.131038	0.036090	0.005150	0.012567	0.023297	0.001873	0.002046	0.006532	0.000565	0.003442

5.0 Energy Detail

4.4 Fleet Mix

Historical Energy Use: N

5.1 Mitigation Measures Energy

	ROG	NOx	CO	SO2	Fugitive PM10	Exhaust PM10	PM10 Total	Fugitive PM2.5	Exhaust PM2.5	PM2.5 Total	Bio- CO2	NBio- CO2	Total CO2	CH4	N2O	CO2e
Category	lb/day										lb/day					
NaturalGas Mitigated	0.0000	0.0000	0.0000	0.0000		0.0000	0.0000		0.0000	0.0000		0.0000	0.0000	0.0000	0.0000	0.0000
NaturalGas Unmitigated	0.0000	0.0000	0.0000	0.0000		0.0000	0.0000		0.0000	0.0000		0.0000	0.0000	0.0000	0.0000	0.0000

5.2 Energy by Land Use - NaturalGas

Unmitigated

	NaturalGas Use	ROG	NOx	CO	SO2	Fugitive PM10	Exhaust PM10	PM10 Total	Fugitive PM2.5	Exhaust PM2.5	PM2.5 Total	Bio- CO2	NBio- CO2	Total CO2	CH4	N2O	CO2e
Land Use	kBTU/yr	lb/day										lb/day					
User Defined Industrial	0	0.0000	0.0000	0.0000	0.0000		0.0000	0.0000		0.0000	0.0000		0.0000	0.0000	0.0000	0.0000	0.0000
Total		**0.0000**	**0.0000**	**0.0000**	**0.0000**		**0.0000**	**0.0000**		**0.0000**	**0.0000**		**0.0000**	**0.0000**	**0.0000**	**0.0000**	**0.0000**

Mitigated

	NaturalGas Use	ROG	NOx	CO	SO2	Fugitive PM10	Exhaust PM10	PM10 Total	Fugitive PM2.5	Exhaust PM2.5	PM2.5 Total	Bio- CO2	NBio- CO2	Total CO2	CH4	N2O	CO2e
Land Use	kBTU/yr	lb/day										lb/day					
User Defined Industrial	0	0.0000	0.0000	0.0000	0.0000		0.0000	0.0000		0.0000	0.0000		0.0000	0.0000	0.0000	0.0000	0.0000
Total		**0.0000**	**0.0000**	**0.0000**	**0.0000**		**0.0000**	**0.0000**		**0.0000**	**0.0000**		**0.0000**	**0.0000**	**0.0000**	**0.0000**	**0.0000**

6.0 Area Detail

6.1 Mitigation Measures Area

	ROG	NOx	CO	SO2	Fugitive PM10	Exhaust PM10	PM10 Total	Fugitive PM2.5	Exhaust PM2.5	PM2.5 Total	Bio- CO2	NBio- CO2	Total CO2	CH4	N2O	CO2e
Category	lb/day										lb/day					
Mitigated	1.0000e-005	0.0000	1.0000e-004	0.0000		0.0000	0.0000		0.0000	0.0000		2.2000e-004	2.2000e-004	0.0000		2.3000e-004
Unmitigated	1.0000e-005	0.0000	1.0000e-004	0.0000		0.0000	0.0000		0.0000	0.0000		2.2000e-004	2.2000e-004	0.0000		2.3000e-004

6.2 Area by SubCategory

Unmitigated

	ROG	NOx	CO	SO2	Fugitive PM10	Exhaust PM10	PM10 Total	Fugitive PM2.5	Exhaust PM2.5	PM2.5 Total	Bio- CO2	NBio- CO2	Total CO2	CH4	N2O	CO2e
SubCategory	lb/day										lb/day					
Architectural Coating	0.0000					0.0000	0.0000		0.0000	0.0000			0.0000			0.0000

Consumer Products	0.0000					0.0000	0.0000		0.0000	0.0000			0.0000			0.0000
Landscaping	1.0000e-005	0.0000	1.0000e-004	0.0000		0.0000	0.0000		0.0000	0.0000		2.2000e-004	2.2000e-004	0.0000		2.3000e-004
Total	**1.0000e-005**	**0.0000**	**1.0000e-004**	**0.0000**		**0.0000**	**0.0000**		**0.0000**	**0.0000**		**2.2000e-004**	**2.2000e-004**	**0.0000**		**2.3000e-004**

Mitigated

	ROG	NOx	CO	SO2	Fugitive PM10	Exhaust PM10	PM10 Total	Fugitive PM2.5	Exhaust PM2.5	PM2.5 Total	Bio- CO2	NBio- CO2	Total CO2	CH4	N2O	CO2e
SubCategory	lb/day										lb/day					
Consumer Products	0.0000					0.0000	0.0000		0.0000	0.0000			0.0000			0.0000
Landscaping	1.0000e-005	0.0000	1.0000e-004	0.0000		0.0000	0.0000		0.0000	0.0000		2.2000e-004	2.2000e-004	0.0000		2.3000e-004
Architectural Coating	0.0000					0.0000	0.0000		0.0000	0.0000			0.0000			0.0000
Total	**1.0000e-005**	**0.0000**	**1.0000e-004**	**0.0000**		**0.0000**	**0.0000**		**0.0000**	**0.0000**		**2.2000e-004**	**2.2000e-004**	**0.0000**		**2.3000e-004**

7.0 Water Detail

7.1 Mitigation Measures Water

8.0 Waste Detail

8.1 Mitigation Measures Waste

9.0 Operational Offroad

Equipment Type	Number	Hours/Day	Days/Year	Horse Power	Load Factor	Fuel Type

10.0 Vegetation

WW Force Main and Brine Pipeline

San Diego Air Basin, Summer

1.0 Project Characteristics

1.1 Land Usage

Land Uses	Size	Metric	Lot Acreage	Floor Surface Area	Population
User Defined Industrial	1.00	User Defined Unit	0.00	0.00	0

1.2 Other Project Characteristics

Urbanization	Urban	**Wind Speed (m/s)**	2.6	**Precipitation Freq (Days)**	40
Climate Zone	13			**Operational Year**	2021
Utility Company	San Diego Gas & Electric				
CO2 Intensity (lb/MWhr)	720.49	**CH4 Intensity (lb/MWhr)**	0.029	**N2O Intensity (lb/MWhr)**	0.006

1.3 User Entered Comments & Non-Default Data

Project Characteristics -

Land Use -

Construction Phase - modified

Off-road Equipment - modified

Off-road Equipment - modified

Off-road Equipment - modified

Off-road Equipment - modified

Off-road Equipment - modified

Off-road Equipment - modified

Off-road Equipment - modified

Trips and VMT - modified

Grading -

Construction Off-road Equipment Mitigation -

Table Name	Column Name	Default Value	New Value
tblConstructionPhase	NumDays	0.00	490.00
tblConstructionPhase	NumDays	0.00	501.00
tblConstructionPhase	NumDays	0.00	10.00
tblConstructionPhase	NumDays	0.00	10.00
tblConstructionPhase	NumDays	0.00	10.00
tblConstructionPhase	NumDays	0.00	22.00
tblConstructionPhase	PhaseEndDate	3/1/2023	4/14/2021
tblConstructionPhase	PhaseEndDate	4/28/2021	11/28/2019
tblConstructionPhase	PhaseEndDate	12/12/2019	5/28/2020
tblConstructionPhase	PhaseEndDate	6/11/2020	11/28/2020
tblConstructionPhase	PhaseEndDate	12/29/2020	5/15/2021
tblConstructionPhase	PhaseStartDate	4/15/2021	5/30/2019
tblConstructionPhase	PhaseStartDate	4/15/2021	11/15/2019
tblConstructionPhase	PhaseStartDate	11/29/2019	5/15/2020
tblConstructionPhase	PhaseStartDate	5/29/2020	11/15/2020
tblConstructionPhase	PhaseStartDate	11/29/2020	4/15/2021
tblGrading	MaterialExported	0.00	40,080.00
tblOffRoadEquipment	OffRoadEquipmentType		Trenchers
tblOffRoadEquipment	OffRoadEquipmentUnitAmount	4.00	0.00
tblOffRoadEquipment	OffRoadEquipmentUnitAmount	4.00	0.00
tblOffRoadEquipment	OffRoadEquipmentUnitAmount	4.00	0.00
tblOffRoadEquipment	OffRoadEquipmentUnitAmount	4.00	0.00
tblOffRoadEquipment	OffRoadEquipmentUnitAmount	1.00	0.00
tblOffRoadEquipment	OffRoadEquipmentUnitAmount	1.00	2.00
tblOffRoadEquipment	OffRoadEquipmentUnitAmount	1.00	2.00
tblOffRoadEquipment	OffRoadEquipmentUnitAmount	1.00	2.00
tblOffRoadEquipment	OffRoadEquipmentUnitAmount	1.00	2.00

tblOffRoadEquipment	OffRoadEquipmentUnitAmount	1.00	2.00
tblOffRoadEquipment	OffRoadEquipmentUnitAmount	1.00	2.00
tblOffRoadEquipment	OffRoadEquipmentUnitAmount	1.00	2.00
tblOffRoadEquipment	OffRoadEquipmentUnitAmount	1.00	2.00
tblOffRoadEquipment	OffRoadEquipmentUnitAmount	1.00	2.00
tblOffRoadEquipment	OffRoadEquipmentUnitAmount	1.00	2.00
tblOffRoadEquipment	OffRoadEquipmentUnitAmount	2.00	4.00
tblOffRoadEquipment	OffRoadEquipmentUnitAmount	1.00	0.00
tblOffRoadEquipment	OffRoadEquipmentUnitAmount	1.00	0.00
tblOffRoadEquipment	OffRoadEquipmentUnitAmount	1.00	0.00
tblOffRoadEquipment	OffRoadEquipmentUnitAmount	1.00	0.00
tblOffRoadEquipment	UsageHours	7.00	8.00
tblOffRoadEquipment	UsageHours	7.00	8.00
tblOffRoadEquipment	UsageHours	7.00	8.00
tblOffRoadEquipment	UsageHours	7.00	8.00
tblOffRoadEquipment	UsageHours	7.00	8.00
tblOffRoadEquipment	UsageHours	7.00	8.00
tblOffRoadEquipment	UsageHours	7.00	8.00
tblOffRoadEquipment	UsageHours	7.00	8.00
tblOffRoadEquipment	UsageHours	1.00	8.00
tblOffRoadEquipment	UsageHours	6.00	8.00
tblOffRoadEquipment	UsageHours	7.00	8.00
tblProjectCharacteristics	OperationalYear	2014	2021
tblTripsAndVMT	VendorTripNumber	0.00	4.00
tblTripsAndVMT	WorkerTripNumber	0.00	15.00

2.0 Emissions Summary

2.1 Overall Construction (Maximum Daily Emission)

Unmitigated Construction

	ROG	NOx	CO	SO2	Fugitive PM10	Exhaust PM10	PM10 Total	Fugitive PM2.5	Exhaust PM2.5	PM2.5 Total	Bio- CO2	NBio- CO2	Total CO2	CH4	N2O	CO2e
Year	lb/day										lb/day					
2019	7.3930	75.1306	65.4242	0.0983	12.9773	4.0913	17.0685	6.8634	3.7640	10.6273	0.0000	9,569.7422	9,569.7422	2.6630	0.0000	9,625.6652
2020	6.8742	68.8373	63.7248	0.0983	12.8286	3.6945	16.5231	6.8269	3.3989	10.2258	0.0000	9,352.9666	9,352.9666	2.6620	0.0000	9,408.8693
2021	5.0372	49.5621	47.1223	0.0744	13.3477	2.5986	15.9463	6.9519	2.3907	9.3426	0.0000	7,072.8138	7,072.8138	1.9572	0.0000	7,113.9149
Total	**19.3045**	**193.5300**	**176.2713**	**0.2710**	**39.1536**	**10.3843**	**49.5379**	**20.6421**	**9.5536**	**30.1957**	**0.0000**	**25,995.5226**	**25,995.5226**	**7.2822**	**0.0000**	**26,148.4494**

Mitigated Construction

	ROG	NOx	CO	SO2	Fugitive PM10	Exhaust PM10	PM10 Total	Fugitive PM2.5	Exhaust PM2.5	PM2.5 Total	Bio- CO2	NBio- CO2	Total CO2	CH4	N2O	CO2e
Year	lb/day										lb/day					
2019	7.3930	75.1306	65.4242	0.0983	12.9773	4.0913	17.0685	6.8634	3.7640	10.6273	0.0000	9,569.7422	9,569.7422	2.6630	0.0000	9,625.6652
2020	6.8742	68.8373	63.7248	0.0983	12.8286	3.6945	16.5231	6.8269	3.3989	10.2258	0.0000	9,352.9666	9,352.9666	2.6620	0.0000	9,408.8693
2021	5.0372	49.5621	47.1223	0.0744	13.3477	2.5986	15.9463	6.9519	2.3907	9.3426	0.0000	7,072.8138	7,072.8138	1.9572	0.0000	7,113.9149
Total	**19.3045**	**193.5300**	**176.2713**	**0.2710**	**39.1536**	**10.3843**	**49.5379**	**20.6421**	**9.5536**	**30.1957**	**0.0000**	**25,995.5226**	**25,995.5226**	**7.2822**	**0.0000**	**26,148.4494**

	ROG	**NOx**	**CO**	**SO2**	**Fugitive PM10**	**Exhaust PM10**	**PM10 Total**	**Fugitive PM2.5**	**Exhaust PM2.5**	**PM2.5 Total**	**Bio- CO2**	**NBio-CO2**	**Total CO2**	**CH4**	**N20**	**CO2e**
Percent Reduction	**0.00**	**0.00**	**0.00**	**0.00**	**0.00**	**0.00**	**0.00**	**0.00**	**0.00**	**0.00**	**0.00**	**0.00**	**0.00**	**0.00**	**0.00**	**0.00**

2.2 Overall Operational

Unmitigated Operational

	ROG	NOx	CO	SO2	Fugitive PM10	Exhaust PM10	PM10 Total	Fugitive PM2.5	Exhaust PM2.5	PM2.5 Total	Bio- CO2	NBio- CO2	Total CO2	CH4	N2O	CO2e
Category	lb/day										lb/day					
Area	1.0000e-005	0.0000	1.0000e-004	0.0000		0.0000	0.0000		0.0000	0.0000		2.2000e-004	2.2000e-004	0.0000		2.3000e-004
Energy	0.0000	0.0000	0.0000	0.0000		0.0000	0.0000		0.0000	0.0000		0.0000	0.0000	0.0000	0.0000	0.0000
Mobile	0.0000	0.0000	0.0000	0.0000	0.0000	0.0000	0.0000	0.0000	0.0000	0.0000		0.0000	0.0000	0.0000		0.0000
Total	**1.0000e-005**	**0.0000**	**1.0000e-004**	**0.0000**	**0.0000**	**0.0000**	**0.0000**	**0.0000**	**0.0000**	**0.0000**		**2.2000e-004**	**2.2000e-004**	**0.0000**	**0.0000**	**2.3000e-004**

Mitigated Operational

	ROG	NOx	CO	SO2	Fugitive PM10	Exhaust PM10	PM10 Total	Fugitive PM2.5	Exhaust PM2.5	PM2.5 Total	Bio- CO2	NBio- CO2	Total CO2	CH4	N2O	CO2e
Category	lb/day										lb/day					
Area	1.0000e-005	0.0000	1.0000e-004	0.0000		0.0000	0.0000		0.0000	0.0000		2.2000e-004	2.2000e-004	0.0000		2.3000e-004
Energy	0.0000	0.0000	0.0000	0.0000		0.0000	0.0000		0.0000	0.0000		0.0000	0.0000	0.0000	0.0000	0.0000
Mobile	0.0000	0.0000	0.0000	0.0000	0.0000	0.0000	0.0000	0.0000	0.0000	0.0000		0.0000	0.0000	0.0000		0.0000
Total	**1.0000e-005**	**0.0000**	**1.0000e-004**	**0.0000**	**0.0000**	**0.0000**	**0.0000**	**0.0000**	**0.0000**	**0.0000**		**2.2000e-004**	**2.2000e-004**	**0.0000**	**0.0000**	**2.3000e-004**

	ROG	**NOx**	**CO**	**SO2**	**Fugitive PM10**	**Exhaust PM10**	**PM10 Total**	**Fugitive PM2.5**	**Exhaust PM2.5**	**PM2.5 Total**	**Bio- CO2**	**NBio-CO2**	**Total CO2**	**CH4**	**N20**	**CO2e**
Percent Reduction	**0.00**	**0.00**	**0.00**	**0.00**	**0.00**	**0.00**	**0.00**	**0.00**	**0.00**	**0.00**	**0.00**	**0.00**	**0.00**	**0.00**	**0.00**	**0.00**

3.0 Construction Detail

Construction Phase

Phase Number	Phase Name	Phase Type	Start Date	End Date	Num Days Week	Num Days	Phase Description
1	Trenching	Grading	5/15/2019	4/14/2021	5	501	
2	Installation	Building Construction	5/30/2019	4/14/2021	5	490	
3	Paving 1	Paving	11/15/2019	11/28/2019	5	10	
4	Paving 2	Paving	5/15/2020	5/28/2020	5	10	
5	Paving 3	Paving	11/15/2020	11/28/2020	5	10	
6	Final Paving	Paving	4/15/2021	5/15/2021	5	22	

Acres of Grading (Site Preparation Phase): 0

Acres of Grading (Grading Phase): 0

Acres of Paving: 0

Residential Indoor: 0; Residential Outdoor: 0; Non-Residential Indoor: 0; Non-Residential Outdoor: 0 (Architectural Coating – sqft)

OffRoad Equipment

Phase Name	Offroad Equipment Type	Amount	Usage Hours	Horse Power	Load Factor
Trenching	Trenchers	2	8.00	80	0.50
Trenching	Concrete/Industrial Saws	0	8.00	81	0.73
Trenching	Excavators	2	8.00	162	0.38
Trenching	Rubber Tired Dozers	2	8.00	255	0.40
Trenching	Tractors/Loaders/Backhoes	4	8.00	97	0.37
Installation	Cranes	2	4.00	226	0.29
Installation	Forklifts	2	6.00	89	0.20
Installation	Tractors/Loaders/Backhoes	2	8.00	97	0.37
Paving 1	Cement and Mortar Mixers	0	6.00	9	0.56
Paving 1	Pavers	2	8.00	125	0.42
Paving 1	Paving Equipment	2	8.00	130	0.36
Paving 1	Rollers	2	8.00	80	0.38
Paving 1	Tractors/Loaders/Backhoes	0	7.00	97	0.37
Paving 2	Cement and Mortar Mixers	0	6.00	9	0.56

Paving 2	Pavers	2	8.00	125	0.42
Paving 2	Paving Equipment	2	8.00	130	0.36
Paving 2	Rollers	2	8.00	80	0.38
Paving 2	Tractors/Loaders/Backhoes	0	8.00	97	0.37
Paving 3	Cement and Mortar Mixers	0	6.00	9	0.56
Paving 3	Pavers	2	8.00	125	0.42
Paving 3	Paving Equipment	2	8.00	130	0.36
Paving 3	Rollers	2	8.00	80	0.38
Paving 3	Tractors/Loaders/Backhoes	0	7.00	97	0.37
Final Paving	Cement and Mortar Mixers	0	6.00	9	0.56
Final Paving	Pavers	2	8.00	125	0.42
Final Paving	Paving Equipment	2	8.00	130	0.36
Final Paving	Rollers	2	8.00	80	0.38
Final Paving	Tractors/Loaders/Backhoes	0	7.00	97	0.37

Trips and VMT

Phase Name	Offroad Equipment Count	Worker Trip Number	Vendor Trip Number	Hauling Trip Number	Worker Trip Length	Vendor Trip Length	Hauling Trip Length	Worker Vehicle Class	Vendor Vehicle Class	Hauling Vehicle Class
Trenching	10	25.00	0.00	5,010.00	10.80	7.30	20.00	LD_Mix	HDT_Mix	HHDT
Installation	6	15.00	4.00	0.00	10.80	7.30	20.00	LD_Mix	HDT_Mix	HHDT
Paving 1	6	15.00	0.00	0.00	10.80	7.30	20.00	LD_Mix	HDT_Mix	HHDT
Paving 2	6	15.00	0.00	0.00	10.80	7.30	20.00	LD_Mix	HDT_Mix	HHDT
Paving 3	6	15.00	0.00	0.00	10.80	7.30	20.00	LD_Mix	HDT_Mix	HHDT
Final Paving	6	15.00	0.00	0.00	10.80	7.30	20.00	LD_Mix	HDT_Mix	HHDT

3.1 Mitigation Measures Construction

Clean Paved Roads

3.2 Trenching - 2019

Unmitigated Construction On-Site

	ROG	NOx	CO	SO2	Fugitive PM10	Exhaust PM10	PM10 Total	Fugitive PM2.5	Exhaust PM2.5	PM2.5 Total	Bio- CO2	NBio- CO2	Total CO2	CH4	N2O	CO2e
Category	lb/day										lb/day					
Fugitive Dust					12.0554	0.0000	12.0554	6.6222	0.0000	6.6222			0.0000			0.0000
Off-Road	4.4152	44.9880	38.3812	0.0477		2.5144	2.5144		2.3133	2.3133		4,727.4968	4,727.4968	1.4957		4,758.9071
Total	**4.4152**	**44.9880**	**38.3812**	**0.0477**	**12.0554**	**2.5144**	**14.5698**	**6.6222**	**2.3133**	**8.9354**		**4,727.4968**	**4,727.4968**	**1.4957**		**4,758.9071**

Unmitigated Construction Off-Site

	ROG	NOx	CO	SO2	Fugitive PM10	Exhaust PM10	PM10 Total	Fugitive PM2.5	Exhaust PM2.5	PM2.5 Total	Bio- CO2	NBio- CO2	Total CO2	CH4	N2O	CO2e
Category	lb/day										lb/day					
Hauling	0.1716	2.0615	1.7965	7.4500e-003	0.4435	0.0327	0.4762	0.1138	0.0301	0.1439		715.6787	715.6787	5.1000e-003		715.7858
Vendor	0.0000	0.0000	0.0000	0.0000	0.0000	0.0000	0.0000	0.0000	0.0000	0.0000		0.0000	0.0000	0.0000		0.0000
Worker	0.0673	0.0786	0.8469	2.6000e-003	0.2054	1.4500e-003	0.2068	0.0545	1.3500e-003	0.0558		193.6631	193.6631	8.8100e-003		193.8480
Total	**0.2389**	**2.1401**	**2.6433**	**0.0101**	**0.6489**	**0.0342**	**0.6830**	**0.1683**	**0.0315**	**0.1997**		**909.3418**	**909.3418**	**0.0139**		**909.6338**

Mitigated Construction On-Site

	ROG	NOx	CO	SO2	Fugitive PM10	Exhaust PM10	PM10 Total	Fugitive PM2.5	Exhaust PM2.5	PM2.5 Total	Bio- CO2	NBio- CO2	Total CO2	CH4	N2O	CO2e
Category	lb/day										lb/day					

Fugitive Dust					12.0554	0.0000	12.0554	6.6222	0.0000	6.6222			0.0000			0.0000
Off-Road	4.4152	44.9880	38.3812	0.0477		2.5144	2.5144		2.3133	2.3133	0.0000	4,727.4968	4,727.4968	1.4957		4,758.9071
Total	**4.4152**	**44.9880**	**38.3812**	**0.0477**	**12.0554**	**2.5144**	**14.5698**	**6.6222**	**2.3133**	**8.9354**	**0.0000**	**4,727.4968**	**4,727.4968**	**1.4957**		**4,758.9071**

Mitigated Construction Off-Site

	ROG	NOx	CO	SO2	Fugitive PM10	Exhaust PM10	PM10 Total	Fugitive PM2.5	Exhaust PM2.5	PM2.5 Total	Bio- CO2	NBio- CO2	Total CO2	CH4	N2O	CO2e
Category	lb/day										lb/day					
Hauling	0.1716	2.0615	1.7965	7.4500e-003	0.4435	0.0327	0.4762	0.1138	0.0301	0.1439		715.6787	715.6787	5.1000e-003		715.7858
Vendor	0.0000	0.0000	0.0000	0.0000	0.0000	0.0000	0.0000	0.0000	0.0000	0.0000		0.0000	0.0000	0.0000		0.0000
Worker	0.0673	0.0786	0.8469	2.6000e-003	0.2054	1.4500e-003	0.2068	0.0545	1.3500e-003	0.0558		193.6631	193.6631	8.8100e-003		193.8480
Total	**0.2389**	**2.1401**	**2.6433**	**0.0101**	**0.6489**	**0.0342**	**0.6830**	**0.1683**	**0.0315**	**0.1997**		**909.3418**	**909.3418**	**0.0139**		**909.6338**

3.2 Trenching - 2020

Unmitigated Construction On-Site

	ROG	NOx	CO	SO2	Fugitive PM10	Exhaust PM10	PM10 Total	Fugitive PM2.5	Exhaust PM2.5	PM2.5 Total	Bio- CO2	NBio- CO2	Total CO2	CH4	N2O	CO2e
Category	lb/day										lb/day					
Fugitive Dust					12.0554	0.0000	12.0554	6.6222	0.0000	6.6222			0.0000			0.0000
Off-Road	4.1261	41.4514	37.0994	0.0477		2.2875	2.2875		2.1045	2.1045		4,625.1555	4,625.1555	1.4959		4,656.5687
Total	**4.1261**	**41.4514**	**37.0994**	**0.0477**	**12.0554**	**2.2875**	**14.3429**	**6.6222**	**2.1045**	**8.7266**		**4,625.1555**	**4,625.1555**	**1.4959**		**4,656.5687**

Unmitigated Construction Off-Site

	ROG	NOx	CO	SO2	Fugitive PM10	Exhaust PM10	PM10 Total	Fugitive PM2.5	Exhaust PM2.5	PM2.5 Total	Bio- CO2	NBio- CO2	Total CO2	CH4	N2O	CO2e
Category	lb/day										lb/day					
Hauling	0.1675	1.7709	1.7651	7.4400e-003	0.2949	0.0322	0.3271	0.0773	0.0297	0.1070		699.3174	699.3174	5.0900e-003		699.4243
Vendor	0.0000	0.0000	0.0000	0.0000	0.0000	0.0000	0.0000	0.0000	0.0000	0.0000		0.0000	0.0000	0.0000		0.0000
Worker	0.0637	0.0735	0.7928	2.6000e-003	0.2054	1.4600e-003	0.2068	0.0545	1.3500e-003	0.0558		185.8665	185.8665	8.3700e-003		186.0424
Total	**0.2312**	**1.8443**	**2.5578**	**0.0100**	**0.5002**	**0.0337**	**0.5339**	**0.1318**	**0.0310**	**0.1628**		**885.1839**	**885.1839**	**0.0135**		**885.4667**

Mitigated Construction On-Site

	ROG	NOx	CO	SO2	Fugitive PM10	Exhaust PM10	PM10 Total	Fugitive PM2.5	Exhaust PM2.5	PM2.5 Total	Bio- CO2	NBio- CO2	Total CO2	CH4	N2O	CO2e
Category	lb/day										lb/day					
Fugitive Dust					12.0554	0.0000	12.0554	6.6222	0.0000	6.6222			0.0000			0.0000
Off-Road	4.1261	41.4514	37.0994	0.0477		2.2875	2.2875		2.1045	2.1045	0.0000	4,625.1555	4,625.1555	1.4959		4,656.5687
Total	**4.1261**	**41.4514**	**37.0994**	**0.0477**	**12.0554**	**2.2875**	**14.3429**	**6.6222**	**2.1045**	**8.7266**	**0.0000**	**4,625.1555**	**4,625.1555**	**1.4959**		**4,656.5687**

Mitigated Construction Off-Site

	ROG	NOx	CO	SO2	Fugitive PM10	Exhaust PM10	PM10 Total	Fugitive PM2.5	Exhaust PM2.5	PM2.5 Total	Bio- CO2	NBio- CO2	Total CO2	CH4	N2O	CO2e

Category	lb/day										lb/day					
Hauling	0.1675	1.7709	1.7651	7.4400e-003	0.2949	0.0322	0.3271	0.0773	0.0297	0.1070		699.3174	699.3174	5.0900e-003		699.4243
Vendor	0.0000	0.0000	0.0000	0.0000	0.0000	0.0000	0.0000	0.0000	0.0000	0.0000		0.0000	0.0000	0.0000		0.0000
Worker	0.0637	0.0735	0.7928	2.6000e-003	0.2054	1.4600e-003	0.2068	0.0545	1.3500e-003	0.0558		185.8665	185.8665	8.3700e-003		186.0424
Total	**0.2312**	**1.8443**	**2.5578**	**0.0100**	**0.5002**	**0.0337**	**0.5339**	**0.1318**	**0.0310**	**0.1628**		**885.1839**	**885.1839**	**0.0135**		**885.4667**

3.2 Trenching - 2021

Unmitigated Construction On-Site

	ROG	NOx	CO	SO2	Fugitive PM10	Exhaust PM10	PM10 Total	Fugitive PM2.5	Exhaust PM2.5	PM2.5 Total	Bio- CO2	NBio- CO2	Total CO2	CH4	N2O	CO2e
Category	lb/day										lb/day					
Fugitive Dust					12.0554	0.0000	12.0554	6.6222	0.0000	6.6222			0.0000			0.0000
Off-Road	3.7747	37.4845	35.6361	0.0477		2.0193	2.0193		1.8578	1.8578		4,623.2884	4,623.2884	1.4953		4,654.6890
Total	**3.7747**	**37.4845**	**35.6361**	**0.0477**	**12.0554**	**2.0193**	**14.0747**	**6.6222**	**1.8578**	**8.4799**		**4,623.2884**	**4,623.2884**	**1.4953**		**4,654.6890**

Unmitigated Construction Off-Site

	ROG	NOx	CO	SO2	Fugitive PM10	Exhaust PM10	PM10 Total	Fugitive PM2.5	Exhaust PM2.5	PM2.5 Total	Bio- CO2	NBio- CO2	Total CO2	CH4	N2O	CO2e
Category	lb/day										lb/day					
Hauling	0.1628	1.4678	1.7201	7.4200e-003	0.9372	0.0317	0.9689	0.2350	0.0292	0.2641		698.1694	698.1694	5.1500e-003		698.2776
Vendor	0.0000	0.0000	0.0000	0.0000	0.0000	0.0000	0.0000	0.0000	0.0000	0.0000		0.0000	0.0000	0.0000		0.0000
Worker	0.0607	0.0690	0.7534	2.6100e-003	0.2054	1.4800e-003	0.2069	0.0545	1.3700e-003	0.0559		182.7833	182.7833	8.0600e-003		182.9525

Total	**0.2235**	**1.5368**	**2.4734**	**0.0100**	**1.1425**	**0.0332**	**1.1757**	**0.2895**	**0.0305**	**0.3200**		**880.9527**	**880.9527**	**0.0132**		**881.2301**

Mitigated Construction On-Site

	ROG	NOx	CO	SO2	Fugitive PM10	Exhaust PM10	PM10 Total	Fugitive PM2.5	Exhaust PM2.5	PM2.5 Total	Bio- CO2	NBio- CO2	Total CO2	CH4	N2O	CO2e
Category	lb/day										lb/day					
Fugitive Dust					12.0554	0.0000	12.0554	6.6222	0.0000	6.6222			0.0000			0.0000
Off-Road	3.7747	37.4845	35.6361	0.0477		2.0193	2.0193		1.8578	1.8578	0.0000	4,623.2884	4,623.2884	1.4953		4,654.6890
Total	**3.7747**	**37.4845**	**35.6361**	**0.0477**	**12.0554**	**2.0193**	**14.0747**	**6.6222**	**1.8578**	**8.4799**	**0.0000**	**4,623.2884**	**4,623.2884**	**1.4953**		**4,654.6890**

Mitigated Construction Off-Site

	ROG	NOx	CO	SO2	Fugitive PM10	Exhaust PM10	PM10 Total	Fugitive PM2.5	Exhaust PM2.5	PM2.5 Total	Bio- CO2	NBio- CO2	Total CO2	CH4	N2O	CO2e
Category	lb/day										lb/day					
Hauling	0.1628	1.4678	1.7201	7.4200e-003	0.9372	0.0317	0.9689	0.2350	0.0292	0.2641		698.1694	698.1694	5.1500e-003		698.2776
Vendor	0.0000	0.0000	0.0000	0.0000	0.0000	0.0000	0.0000	0.0000	0.0000	0.0000		0.0000	0.0000	0.0000		0.0000
Worker	0.0607	0.0690	0.7534	2.6100e-003	0.2054	1.4800e-003	0.2069	0.0545	1.3700e-003	0.0559		182.7833	182.7833	8.0600e-003		182.9525
Total	**0.2235**	**1.5368**	**2.4734**	**0.0100**	**1.1425**	**0.0332**	**1.1757**	**0.2895**	**0.0305**	**0.3200**		**880.9527**	**880.9527**	**0.0132**		**881.2301**

3.3 Installation - 2019

Unmitigated Construction On-Site

	ROG	NOx	CO	SO2	Fugitive PM10	Exhaust PM10	PM10 Total	Fugitive PM2.5	Exhaust PM2.5	PM2.5 Total	Bio- CO2	NBio- CO2	Total CO2	CH4	N2O	CO2e
Category	lb/day										lb/day					
Off-Road	1.1987	12.6942	8.6401	0.0141		0.7272	0.7272		0.6690	0.6690		1,400.9110	1,400.9110	0.4432		1,410.2189
Total	**1.1987**	**12.6942**	**8.6401**	**0.0141**		**0.7272**	**0.7272**		**0.6690**	**0.6690**		**1,400.9110**	**1,400.9110**	**0.4432**		**1,410.2189**

Unmitigated Construction Off-Site

	ROG	NOx	CO	SO2	Fugitive PM10	Exhaust PM10	PM10 Total	Fugitive PM2.5	Exhaust PM2.5	PM2.5 Total	Bio- CO2	NBio- CO2	Total CO2	CH4	N2O	CO2e
Category	lb/day										lb/day					
Hauling	0.0000	0.0000	0.0000	0.0000	0.0000	0.0000	0.0000	0.0000	0.0000	0.0000		0.0000	0.0000	0.0000		0.0000
Vendor	0.0337	0.2788	0.3782	9.5000e-004	0.0265	4.3000e-003	0.0308	7.5700e-003	3.9500e-003	0.0115		90.6238	90.6238	6.7000e-004		90.6378
Worker	0.0404	0.0472	0.5081	1.5600e-003	0.1232	8.7000e-004	0.1241	0.0327	8.1000e-004	0.0335		116.1979	116.1979	5.2800e-003		116.3088
Total	**0.0741**	**0.3259**	**0.8863**	**2.5100e-003**	**0.1498**	**5.1700e-003**	**0.1549**	**0.0403**	**4.7600e-003**	**0.0450**		**206.8217**	**206.8217**	**5.9500e-003**		**206.9466**

Mitigated Construction On-Site

	ROG	NOx	CO	SO2	Fugitive PM10	Exhaust PM10	PM10 Total	Fugitive PM2.5	Exhaust PM2.5	PM2.5 Total	Bio- CO2	NBio- CO2	Total CO2	CH4	N2O	CO2e
Category	lb/day										lb/day					

Off-Road	1.1987	12.6942	8.6401	0.0141		0.7272	0.7272		0.6690	0.6690	0.0000	1,400.9110	1,400.9110	0.4432		1,410.2189
Total	**1.1987**	**12.6942**	**8.6401**	**0.0141**		**0.7272**	**0.7272**		**0.6690**	**0.6690**	**0.0000**	**1,400.9110**	**1,400.9110**	**0.4432**		**1,410.2189**

Mitigated Construction Off-Site

	ROG	NOx	CO	SO2	Fugitive PM10	Exhaust PM10	PM10 Total	Fugitive PM2.5	Exhaust PM2.5	PM2.5 Total	Bio- CO2	NBio- CO2	Total CO2	CH4	N2O	CO2e
Category	lb/day										lb/day					
Hauling	0.0000	0.0000	0.0000	0.0000	0.0000	0.0000	0.0000	0.0000	0.0000	0.0000		0.0000	0.0000	0.0000		0.0000
Vendor	0.0337	0.2788	0.3782	9.5000e-004	0.0265	4.3000e-003	0.0308	7.5700e-003	3.9500e-003	0.0115		90.6238	90.6238	6.7000e-004		90.6378
Worker	0.0404	0.0472	0.5081	1.5600e-003	0.1232	8.7000e-004	0.1241	0.0327	8.1000e-004	0.0335		116.1979	116.1979	5.2800e-003		116.3088
Total	**0.0741**	**0.3259**	**0.8863**	**2.5100e-003**	**0.1498**	**5.1700e-003**	**0.1549**	**0.0403**	**4.7600e-003**	**0.0450**		**206.8217**	**206.8217**	**5.9500e-003**		**206.9466**

3.3 Installation - 2020

Unmitigated Construction On-Site

	ROG	NOx	CO	SO2	Fugitive PM10	Exhaust PM10	PM10 Total	Fugitive PM2.5	Exhaust PM2.5	PM2.5 Total	Bio- CO2	NBio- CO2	Total CO2	CH4	N2O	CO2e
Category	lb/day										lb/day					
Off-Road	1.0786	11.4314	8.3994	0.0141		0.6287	0.6287		0.5784	0.5784		1,370.2779	1,370.2779	0.4432		1,379.5846
Total	**1.0786**	**11.4314**	**8.3994**	**0.0141**		**0.6287**	**0.6287**		**0.5784**	**0.5784**		**1,370.2779**	**1,370.2779**	**0.4432**		**1,379.5846**

Unmitigated Construction Off-Site

	ROG	NOx	CO	SO2	Fugitive PM10	Exhaust PM10	PM10 Total	Fugitive PM2.5	Exhaust PM2.5	PM2.5 Total	Bio- CO2	NBio- CO2	Total CO2	CH4	N2O	CO2e
Category	lb/day										lb/day					
Hauling	0.0000	0.0000	0.0000	0.0000	0.0000	0.0000	0.0000	0.0000	0.0000	0.0000		0.0000	0.0000	0.0000		0.0000
Vendor	0.0319	0.2375	0.3645	9.5000e-004	0.0265	3.8500e-003	0.0304	7.5700e-003	3.5400e-003	0.0111		88.5524	88.5524	6.4000e-004		88.5659
Worker	0.0382	0.0441	0.4757	1.5600e-003	0.1232	8.7000e-004	0.1241	0.0327	8.1000e-004	0.0335		111.5199	111.5199	5.0200e-003		111.6254
Total	**0.0701**	**0.2816**	**0.8402**	**2.5100e-003**	**0.1498**	**4.7200e-003**	**0.1545**	**0.0403**	**4.3500e-003**	**0.0446**		**200.0723**	**200.0723**	**5.6600e-003**		**200.1913**

Mitigated Construction On-Site

	ROG	NOx	CO	SO2	Fugitive PM10	Exhaust PM10	PM10 Total	Fugitive PM2.5	Exhaust PM2.5	PM2.5 Total	Bio- CO2	NBio- CO2	Total CO2	CH4	N2O	CO2e
Category	lb/day										lb/day					
Off-Road	1.0786	11.4314	8.3994	0.0141		0.6287	0.6287		0.5784	0.5784	0.0000	1,370.2779	1,370.2779	0.4432		1,379.5846
Total	**1.0786**	**11.4314**	**8.3994**	**0.0141**		**0.6287**	**0.6287**		**0.5784**	**0.5784**	**0.0000**	**1,370.2779**	**1,370.2779**	**0.4432**		**1,379.5846**

Mitigated Construction Off-Site

	ROG	NOx	CO	SO2	Fugitive PM10	Exhaust PM10	PM10 Total	Fugitive PM2.5	Exhaust PM2.5	PM2.5 Total	Bio- CO2	NBio- CO2	Total CO2	CH4	N2O	CO2e

Category	lb/day											lb/day				
Hauling	0.0000	0.0000	0.0000	0.0000	0.0000	0.0000	0.0000	0.0000	0.0000	0.0000		0.0000	0.0000	0.0000		0.0000
Vendor	0.0319	0.2375	0.3645	9.5000e-004	0.0265	3.8500e-003	0.0304	7.5700e-003	3.5400e-003	0.0111		88.5524	88.5524	6.4000e-004		88.5659
Worker	0.0382	0.0441	0.4757	1.5600e-003	0.1232	8.7000e-004	0.1241	0.0327	8.1000e-004	0.0335		111.5199	111.5199	5.0200e-003		111.6254
Total	**0.0701**	**0.2816**	**0.8402**	**2.5100e-003**	**0.1498**	**4.7200e-003**	**0.1545**	**0.0403**	**4.3500e-003**	**0.0446**		**200.0723**	**200.0723**	**5.6600e-003**		**200.1913**

3.3 Installation - 2021

Unmitigated Construction On-Site

	ROG	NOx	CO	SO2	Fugitive PM10	Exhaust PM10	PM10 Total	Fugitive PM2.5	Exhaust PM2.5	PM2.5 Total	Bio- CO2	NBio- CO2	Total CO2	CH4	N2O	CO2e
Category	lb/day										lb/day					
Off-Road	0.9725	10.3047	8.2122	0.0142		0.5417	0.5417		0.4984	0.4984		1,370.4913	1,370.4913	0.4432		1,379.7994
Total	**0.9725**	**10.3047**	**8.2122**	**0.0142**		**0.5417**	**0.5417**		**0.4984**	**0.4984**		**1,370.4913**	**1,370.4913**	**0.4432**		**1,379.7994**

Unmitigated Construction Off-Site

	ROG	NOx	CO	SO2	Fugitive PM10	Exhaust PM10	PM10 Total	Fugitive PM2.5	Exhaust PM2.5	PM2.5 Total	Bio- CO2	NBio- CO2	Total CO2	CH4	N2O	CO2e
Category	lb/day										lb/day					
Hauling	0.0000	0.0000	0.0000	0.0000	0.0000	0.0000	0.0000	0.0000	0.0000	0.0000		0.0000	0.0000	0.0000		0.0000
Vendor	0.0301	0.1948	0.3486	9.4000e-004	0.0265	3.4700e-003	0.0300	7.5700e-003	3.1900e-003	0.0108		88.4115	88.4115	6.4000e-004		88.4250
Worker	0.0364	0.0414	0.4520	1.5600e-003	0.1232	8.9000e-004	0.1241	0.0327	8.2000e-004	0.0335		109.6700	109.6700	4.8300e-003		109.7715

Total	**0.0665**	**0.2362**	**0.8006**	**2.5000e-003**	**0.1498**	**4.3600e-003**	**0.1541**	**0.0403**	**4.0100e-003**	**0.0443**		**198.0815**	**198.0815**	**5.4700e-003**		**198.1965**

Mitigated Construction On-Site

	ROG	NOx	CO	SO2	Fugitive PM10	Exhaust PM10	PM10 Total	Fugitive PM2.5	Exhaust PM2.5	PM2.5 Total	Bio- CO2	NBio- CO2	Total CO2	CH4	N2O	CO2e
Category	lb/day										lb/day					
Off-Road	0.9725	10.3047	8.2122	0.0142		0.5417	0.5417		0.4984	0.4984	0.0000	1,370.4912	1,370.4912	0.4432		1,379.7994
Total	**0.9725**	**10.3047**	**8.2122**	**0.0142**		**0.5417**	**0.5417**		**0.4984**	**0.4984**	**0.0000**	**1,370.4912**	**1,370.4912**	**0.4432**		**1,379.7994**

Mitigated Construction Off-Site

	ROG	NOx	CO	SO2	Fugitive PM10	Exhaust PM10	PM10 Total	Fugitive PM2.5	Exhaust PM2.5	PM2.5 Total	Bio- CO2	NBio- CO2	Total CO2	CH4	N2O	CO2e
Category	lb/day										lb/day					
Hauling	0.0000	0.0000	0.0000	0.0000	0.0000	0.0000	0.0000	0.0000	0.0000	0.0000		0.0000	0.0000	0.0000		0.0000
Vendor	0.0301	0.1948	0.3486	9.4000e-004	0.0265	3.4700e-003	0.0300	7.5700e-003	3.1900e-003	0.0108		88.4115	88.4115	6.4000e-004		88.4250
Worker	0.0364	0.0414	0.4520	1.5600e-003	0.1232	8.9000e-004	0.1241	0.0327	8.2000e-004	0.0335		109.6700	109.6700	4.8300e-003		109.7715
Total	**0.0665**	**0.2362**	**0.8006**	**2.5000e-003**	**0.1498**	**4.3600e-003**	**0.1541**	**0.0403**	**4.0100e-003**	**0.0443**		**198.0815**	**198.0815**	**5.4700e-003**		**198.1965**

3.4 Paving 1 - 2019

Unmitigated Construction On-Site

	ROG	NOx	CO	SO2	Fugitive PM10	Exhaust PM10	PM10 Total	Fugitive PM2.5	Exhaust PM2.5	PM2.5 Total	Bio- CO2	NBio- CO2	Total CO2	CH4	N2O	CO2e
Category	lb/day										lb/day					
Off-Road	1.4259	14.9353	14.3652	0.0223		0.8094	0.8094		0.7447	0.7447		2,208.9731	2,208.9731	0.6989		2,223.6499
Paving	0.0000					0.0000	0.0000		0.0000	0.0000			0.0000			0.0000
Total	**1.4259**	**14.9353**	**14.3652**	**0.0223**		**0.8094**	**0.8094**		**0.7447**	**0.7447**		**2,208.9731**	**2,208.9731**	**0.6989**		**2,223.6499**

Unmitigated Construction Off-Site

	ROG	NOx	CO	SO2	Fugitive PM10	Exhaust PM10	PM10 Total	Fugitive PM2.5	Exhaust PM2.5	PM2.5 Total	Bio- CO2	NBio- CO2	Total CO2	CH4	N2O	CO2e
Category	lb/day										lb/day					
Hauling	0.0000	0.0000	0.0000	0.0000	0.0000	0.0000	0.0000	0.0000	0.0000	0.0000		0.0000	0.0000	0.0000		0.0000
Vendor	0.0000	0.0000	0.0000	0.0000	0.0000	0.0000	0.0000	0.0000	0.0000	0.0000		0.0000	0.0000	0.0000		0.0000
Worker	0.0404	0.0472	0.5081	1.5600e-003	0.1232	8.7000e-004	0.1241	0.0327	8.1000e-004	0.0335		116.1979	116.1979	5.2800e-003		116.3088
Total	**0.0404**	**0.0472**	**0.5081**	**1.5600e-003**	**0.1232**	**8.7000e-004**	**0.1241**	**0.0327**	**8.1000e-004**	**0.0335**		**116.1979**	**116.1979**	**5.2800e-003**		**116.3088**

Mitigated Construction On-Site

	ROG	NOx	CO	SO2	Fugitive PM10	Exhaust PM10	PM10 Total	Fugitive PM2.5	Exhaust PM2.5	PM2.5 Total	Bio- CO2	NBio- CO2	Total CO2	CH4	N2O	CO2e
Category	lb/day										lb/day					

Off-Road	1.4259	14.9353	14.3652	0.0223		0.8094	0.8094		0.7447	0.7447	0.0000	2,208.9731	2,208.9731	0.6989		2,223.6499
Paving	0.0000					0.0000	0.0000		0.0000	0.0000			0.0000			0.0000
Total	**1.4259**	**14.9353**	**14.3652**	**0.0223**		**0.8094**	**0.8094**		**0.7447**	**0.7447**	**0.0000**	**2,208.9731**	**2,208.9731**	**0.6989**		**2,223.6499**

Mitigated Construction Off-Site

	ROG	NOx	CO	SO2	Fugitive PM10	Exhaust PM10	PM10 Total	Fugitive PM2.5	Exhaust PM2.5	PM2.5 Total	Bio- CO2	NBio- CO2	Total CO2	CH4	N2O	CO2e
Category	lb/day										lb/day					
Hauling	0.0000	0.0000	0.0000	0.0000	0.0000	0.0000	0.0000	0.0000	0.0000	0.0000		0.0000	0.0000	0.0000		0.0000
Vendor	0.0000	0.0000	0.0000	0.0000	0.0000	0.0000	0.0000	0.0000	0.0000	0.0000		0.0000	0.0000	0.0000		0.0000
Worker	0.0404	0.0472	0.5081	1.5600e-003	0.1232	8.7000e-004	0.1241	0.0327	8.1000e-004	0.0335		116.1979	116.1979	5.2800e-003		116.3088
Total	**0.0404**	**0.0472**	**0.5081**	**1.5600e-003**	**0.1232**	**8.7000e-004**	**0.1241**	**0.0327**	**8.1000e-004**	**0.0335**		**116.1979**	**116.1979**	**5.2800e-003**		**116.3088**

3.5 Paving 2 - 2020

Unmitigated Construction On-Site

	ROG	NOx	CO	SO2	Fugitive PM10	Exhaust PM10	PM10 Total	Fugitive PM2.5	Exhaust PM2.5	PM2.5 Total	Bio- CO2	NBio- CO2	Total CO2	CH4	N2O	CO2e
Category	lb/day										lb/day					
Off-Road	1.3301	13.7845	14.3523	0.0223		0.7390	0.7390		0.6799	0.6799		2,160.7571	2,160.7571	0.6988		2,175.4326
Paving	0.0000					0.0000	0.0000		0.0000	0.0000			0.0000			0.0000
Total	**1.3301**	**13.7845**	**14.3523**	**0.0223**		**0.7390**	**0.7390**		**0.6799**	**0.6799**		**2,160.7571**	**2,160.7571**	**0.6988**		**2,175.4326**

Unmitigated Construction Off-Site

	ROG	NOx	CO	SO2	Fugitive PM10	Exhaust PM10	PM10 Total	Fugitive PM2.5	Exhaust PM2.5	PM2.5 Total	Bio- CO2	NBio- CO2	Total CO2	CH4	N2O	CO2e
Category	lb/day										lb/day					
Hauling	0.0000	0.0000	0.0000	0.0000	0.0000	0.0000	0.0000	0.0000	0.0000	0.0000		0.0000	0.0000	0.0000		0.0000
Vendor	0.0000	0.0000	0.0000	0.0000	0.0000	0.0000	0.0000	0.0000	0.0000	0.0000		0.0000	0.0000	0.0000		0.0000
Worker	0.0382	0.0441	0.4757	1.5600e-003	0.1232	8.7000e-004	0.1241	0.0327	8.1000e-004	0.0335		111.5199	111.5199	5.0200e-003		111.6254
Total	**0.0382**	**0.0441**	**0.4757**	**1.5600e-003**	**0.1232**	**8.7000e-004**	**0.1241**	**0.0327**	**8.1000e-004**	**0.0335**		**111.5199**	**111.5199**	**5.0200e-003**		**111.6254**

Mitigated Construction On-Site

	ROG	NOx	CO	SO2	Fugitive PM10	Exhaust PM10	PM10 Total	Fugitive PM2.5	Exhaust PM2.5	PM2.5 Total	Bio- CO2	NBio- CO2	Total CO2	CH4	N2O	CO2e
Category	lb/day										lb/day					
Off-Road	1.3301	13.7845	14.3523	0.0223		0.7390	0.7390		0.6799	0.6799	0.0000	2,160.7571	2,160.7571	0.6988		2,175.4326
Paving	0.0000					0.0000	0.0000		0.0000	0.0000			0.0000			0.0000
Total	**1.3301**	**13.7845**	**14.3523**	**0.0223**		**0.7390**	**0.7390**		**0.6799**	**0.6799**	**0.0000**	**2,160.7571**	**2,160.7571**	**0.6988**		**2,175.4326**

Mitigated Construction Off-Site

	ROG	NOx	CO	SO2	Fugitive PM10	Exhaust PM10	PM10 Total	Fugitive PM2.5	Exhaust PM2.5	PM2.5 Total	Bio- CO2	NBio- CO2	Total CO2	CH4	N2O	CO2e

Category	lb/day										lb/day					
Hauling	0.0000	0.0000	0.0000	0.0000	0.0000	0.0000	0.0000	0.0000	0.0000	0.0000		0.0000	0.0000	0.0000		0.0000
Vendor	0.0000	0.0000	0.0000	0.0000	0.0000	0.0000	0.0000	0.0000	0.0000	0.0000		0.0000	0.0000	0.0000		0.0000
Worker	0.0382	0.0441	0.4757	1.5600e-003	0.1232	8.7000e-004	0.1241	0.0327	8.1000e-004	0.0335		111.5199	111.5199	5.0200e-003		111.6254
Total	**0.0382**	**0.0441**	**0.4757**	**1.5600e-003**	**0.1232**	**8.7000e-004**	**0.1241**	**0.0327**	**8.1000e-004**	**0.0335**		**111.5199**	**111.5199**	**5.0200e-003**		**111.6254**

3.6 Paving 3 - 2020

Unmitigated Construction On-Site

	ROG	NOx	CO	SO2	Fugitive PM10	Exhaust PM10	PM10 Total	Fugitive PM2.5	Exhaust PM2.5	PM2.5 Total	Bio- CO2	NBio- CO2	Total CO2	CH4	N2O	CO2e
Category	lb/day										lb/day					
Off-Road	1.3301	13.7845	14.3523	0.0223		0.7390	0.7390		0.6799	0.6799		2,160.7571	2,160.7571	0.6988		2,175.4326
Paving	0.0000					0.0000	0.0000		0.0000	0.0000			0.0000			0.0000
Total	**1.3301**	**13.7845**	**14.3523**	**0.0223**		**0.7390**	**0.7390**		**0.6799**	**0.6799**		**2,160.7571**	**2,160.7571**	**0.6988**		**2,175.4326**

Unmitigated Construction Off-Site

	ROG	NOx	CO	SO2	Fugitive PM10	Exhaust PM10	PM10 Total	Fugitive PM2.5	Exhaust PM2.5	PM2.5 Total	Bio- CO2	NBio- CO2	Total CO2	CH4	N2O	CO2e
Category	lb/day										lb/day					
Hauling	0.0000	0.0000	0.0000	0.0000	0.0000	0.0000	0.0000	0.0000	0.0000	0.0000		0.0000	0.0000	0.0000		0.0000
Vendor	0.0000	0.0000	0.0000	0.0000	0.0000	0.0000	0.0000	0.0000	0.0000	0.0000		0.0000	0.0000	0.0000		0.0000
Worker	0.0382	0.0441	0.4757	1.5600e-003	0.1232	8.7000e-004	0.1241	0.0327	8.1000e-004	0.0335		111.5199	111.5199	5.0200e-003		111.6254

Total	**0.0382**	**0.0441**	**0.4757**	**1.5600e-003**	**0.1232**	**8.7000e-004**	**0.1241**	**0.0327**	**8.1000e-004**	**0.0335**		**111.5199**	**111.5199**	**5.0200e-003**		**111.6254**

Mitigated Construction On-Site

	ROG	NOx	CO	SO2	Fugitive PM10	Exhaust PM10	PM10 Total	Fugitive PM2.5	Exhaust PM2.5	PM2.5 Total	Bio- CO2	NBio- CO2	Total CO2	CH4	N2O	CO2e
Category	lb/day										lb/day					
Off-Road	1.3301	13.7845	14.3523	0.0223		0.7390	0.7390		0.6799	0.6799	0.0000	2,160.7571	2,160.7571	0.6988		2,175.4326
Paving	0.0000					0.0000	0.0000		0.0000	0.0000			0.0000			0.0000
Total	**1.3301**	**13.7845**	**14.3523**	**0.0223**		**0.7390**	**0.7390**		**0.6799**	**0.6799**	**0.0000**	**2,160.7571**	**2,160.7571**	**0.6988**		**2,175.4326**

Mitigated Construction Off-Site

	ROG	NOx	CO	SO2	Fugitive PM10	Exhaust PM10	PM10 Total	Fugitive PM2.5	Exhaust PM2.5	PM2.5 Total	Bio- CO2	NBio- CO2	Total CO2	CH4	N2O	CO2e
Category	lb/day										lb/day					
Hauling	0.0000	0.0000	0.0000	0.0000	0.0000	0.0000	0.0000	0.0000	0.0000	0.0000		0.0000	0.0000	0.0000		0.0000
Vendor	0.0000	0.0000	0.0000	0.0000	0.0000	0.0000	0.0000	0.0000	0.0000	0.0000		0.0000	0.0000	0.0000		0.0000
Worker	0.0382	0.0441	0.4757	1.5600e-003	0.1232	8.7000e-004	0.1241	0.0327	8.1000e-004	0.0335		111.5199	111.5199	5.0200e-003		111.6254
Total	**0.0382**	**0.0441**	**0.4757**	**1.5600e-003**	**0.1232**	**8.7000e-004**	**0.1241**	**0.0327**	**8.1000e-004**	**0.0335**		**111.5199**	**111.5199**	**5.0200e-003**		**111.6254**

3.7 Final Paving - 2021

Unmitigated Construction On-Site

	ROG	NOx	CO	SO2	Fugitive PM10	Exhaust PM10	PM10 Total	Fugitive PM2.5	Exhaust PM2.5	PM2.5 Total	Bio- CO2	NBio- CO2	Total CO2	CH4	N2O	CO2e
Category	lb/day										lb/day					
Off-Road	1.2308	12.6607	14.3528	0.0223		0.6652	0.6652		0.6120	0.6120		2,160.2530	2,160.2530	0.6987		2,174.9250
Paving	0.0000					0.0000	0.0000		0.0000	0.0000			0.0000			0.0000
Total	**1.2308**	**12.6607**	**14.3528**	**0.0223**		**0.6652**	**0.6652**		**0.6120**	**0.6120**		**2,160.2530**	**2,160.2530**	**0.6987**		**2,174.9250**

Unmitigated Construction Off-Site

	ROG	NOx	CO	SO2	Fugitive PM10	Exhaust PM10	PM10 Total	Fugitive PM2.5	Exhaust PM2.5	PM2.5 Total	Bio- CO2	NBio- CO2	Total CO2	CH4	N2O	CO2e
Category	lb/day										lb/day					
Hauling	0.0000	0.0000	0.0000	0.0000	0.0000	0.0000	0.0000	0.0000	0.0000	0.0000		0.0000	0.0000	0.0000		0.0000
Vendor	0.0000	0.0000	0.0000	0.0000	0.0000	0.0000	0.0000	0.0000	0.0000	0.0000		0.0000	0.0000	0.0000		0.0000
Worker	0.0364	0.0414	0.4520	1.5600e-003	0.1232	8.9000e-004	0.1241	0.0327	8.2000e-004	0.0335		109.6700	109.6700	4.8300e-003		109.7715
Total	**0.0364**	**0.0414**	**0.4520**	**1.5600e-003**	**0.1232**	**8.9000e-004**	**0.1241**	**0.0327**	**8.2000e-004**	**0.0335**		**109.6700**	**109.6700**	**4.8300e-003**		**109.7715**

Mitigated Construction On-Site

	ROG	NOx	CO	SO2	Fugitive PM10	Exhaust PM10	PM10 Total	Fugitive PM2.5	Exhaust PM2.5	PM2.5 Total	Bio- CO2	NBio- CO2	Total CO2	CH4	N2O	CO2e
Category	lb/day										lb/day					

Off-Road	1.2308	12.6607	14.3528	0.0223		0.6652	0.6652		0.6120	0.6120	0.0000	2,160.2530	2,160.2530	0.6987		2,174.9250
Paving	0.0000					0.0000	0.0000		0.0000	0.0000			0.0000			0.0000
Total	**1.2308**	**12.6607**	**14.3528**	**0.0223**		**0.6652**	**0.6652**		**0.6120**	**0.6120**	**0.0000**	**2,160.2530**	**2,160.2530**	**0.6987**		**2,174.9250**

Mitigated Construction Off-Site

	ROG	NOx	CO	SO2	Fugitive PM10	Exhaust PM10	PM10 Total	Fugitive PM2.5	Exhaust PM2.5	PM2.5 Total	Bio- CO2	NBio- CO2	Total CO2	CH4	N2O	CO2e
Category	lb/day										lb/day					
Hauling	0.0000	0.0000	0.0000	0.0000	0.0000	0.0000	0.0000	0.0000	0.0000	0.0000		0.0000	0.0000	0.0000		0.0000
Vendor	0.0000	0.0000	0.0000	0.0000	0.0000	0.0000	0.0000	0.0000	0.0000	0.0000		0.0000	0.0000	0.0000		0.0000
Worker	0.0364	0.0414	0.4520	1.5600e-003	0.1232	8.9000e-004	0.1241	0.0327	8.2000e-004	0.0335		109.6700	109.6700	4.8300e-003		109.7715
Total	**0.0364**	**0.0414**	**0.4520**	**1.5600e-003**	**0.1232**	**8.9000e-004**	**0.1241**	**0.0327**	**8.2000e-004**	**0.0335**		**109.6700**	**109.6700**	**4.8300e-003**		**109.7715**

4.0 Operational Detail - Mobile

4.1 Mitigation Measures Mobile

	ROG	NOx	CO	SO2	Fugitive PM10	Exhaust PM10	PM10 Total	Fugitive PM2.5	Exhaust PM2.5	PM2.5 Total	Bio- CO2	NBio- CO2	Total CO2	CH4	N2O	CO2e
Category	lb/day										lb/day					
Mitigated	0.0000	0.0000	0.0000	0.0000	0.0000	0.0000	0.0000	0.0000	0.0000	0.0000		0.0000	0.0000	0.0000		0.0000
Unmitigated	0.0000	0.0000	0.0000	0.0000	0.0000	0.0000	0.0000	0.0000	0.0000	0.0000		0.0000	0.0000	0.0000		0.0000

4.2 Trip Summary Information

	Average Daily Trip Rate			Unmitigated	Mitigated
Land Use	Weekday	Saturday	Sunday	Annual VMT	Annual VMT
User Defined Industrial	0.00	0.00	0.00		
Total	0.00	0.00	0.00		

4.3 Trip Type Information

	Miles			Trip %			Trip Purpose %		
Land Use	H-W or C-W	H-S or C-C	H-O or C-NW	H-W or C-W	H-S or C-C	H-O or C-NW	Primary	Diverted	Pass-by
User Defined Industrial	9.50	7.30	7.30	0.00	0.00	0.00	0	0	0

LDA	LDT1	LDT2	MDV	LHD1	LHD2	MHD	HHD	OBUS	UBUS	MCY	SBUS	MH
0.512811	0.073496	0.191363	0.130940	0.036084	0.005147	0.012550	0.023118	0.001871	0.002053	0.006546	0.000576	0.003444

5.0 Energy Detail

4.4 Fleet Mix

Historical Energy Use: N

5.1 Mitigation Measures Energy

	ROG	NOx	CO	SO2	Fugitive PM10	Exhaust PM10	PM10 Total	Fugitive PM2.5	Exhaust PM2.5	PM2.5 Total	Bio- CO2	NBio- CO2	Total CO2	CH4	N2O	CO2e
Category	lb/day										lb/day					
NaturalGas Mitigated	0.0000	0.0000	0.0000	0.0000		0.0000	0.0000		0.0000	0.0000		0.0000	0.0000	0.0000	0.0000	0.0000
NaturalGas Unmitigated	0.0000	0.0000	0.0000	0.0000		0.0000	0.0000		0.0000	0.0000		0.0000	0.0000	0.0000	0.0000	0.0000

5.2 Energy by Land Use - NaturalGas

Unmitigated

	NaturalGas Use	ROG	NOx	CO	SO2	Fugitive PM10	Exhaust PM10	PM10 Total	Fugitive PM2.5	Exhaust PM2.5	PM2.5 Total	Bio- CO2	NBio- CO2	Total CO2	CH4	N2O	CO2e
Land Use	kBTU/yr	lb/day										lb/day					
User Defined Industrial	0	0.0000	0.0000	0.0000	0.0000		0.0000	0.0000		0.0000	0.0000		0.0000	0.0000	0.0000	0.0000	0.0000
Total		**0.0000**	**0.0000**	**0.0000**	**0.0000**		**0.0000**	**0.0000**		**0.0000**	**0.0000**		**0.0000**	**0.0000**	**0.0000**	**0.0000**	**0.0000**

Mitigated

	NaturalGas Use	ROG	NOx	CO	SO2	Fugitive PM10	Exhaust PM10	PM10 Total	Fugitive PM2.5	Exhaust PM2.5	PM2.5 Total	Bio- CO2	NBio- CO2	Total CO2	CH4	N2O	CO2e
Land Use	kBTU/yr	lb/day										lb/day					
User Defined Industrial	0	0.0000	0.0000	0.0000	0.0000		0.0000	0.0000		0.0000	0.0000		0.0000	0.0000	0.0000	0.0000	0.0000
Total		**0.0000**	**0.0000**	**0.0000**	**0.0000**		**0.0000**	**0.0000**		**0.0000**	**0.0000**		**0.0000**	**0.0000**	**0.0000**	**0.0000**	**0.0000**

6.0 Area Detail

6.1 Mitigation Measures Area

	ROG	NOx	CO	SO2	Fugitive PM10	Exhaust PM10	PM10 Total	Fugitive PM2.5	Exhaust PM2.5	PM2.5 Total	Bio- CO2	NBio- CO2	Total CO2	CH4	N2O	CO2e
Category	lb/day										lb/day					
Mitigated	1.0000e-005	0.0000	1.0000e-004	0.0000		0.0000	0.0000		0.0000	0.0000		2.2000e-004	2.2000e-004	0.0000		2.3000e-004
Unmitigated	1.0000e-005	0.0000	1.0000e-004	0.0000		0.0000	0.0000		0.0000	0.0000		2.2000e-004	2.2000e-004	0.0000		2.3000e-004

6.2 Area by SubCategory

Unmitigated

	ROG	NOx	CO	SO2	Fugitive PM10	Exhaust PM10	PM10 Total	Fugitive PM2.5	Exhaust PM2.5	PM2.5 Total	Bio- CO2	NBio- CO2	Total CO2	CH4	N2O	CO2e
SubCategory	lb/day										lb/day					
Architectural Coating	0.0000					0.0000	0.0000		0.0000	0.0000			0.0000			0.0000
Consumer Products	0.0000					0.0000	0.0000		0.0000	0.0000			0.0000			0.0000
Landscaping	1.0000e-005	0.0000	1.0000e-004	0.0000		0.0000	0.0000		0.0000	0.0000		2.2000e-004	2.2000e-004	0.0000		2.3000e-004
Total	**1.0000e-005**	**0.0000**	**1.0000e-004**	**0.0000**		**0.0000**	**0.0000**		**0.0000**	**0.0000**		**2.2000e-004**	**2.2000e-004**	**0.0000**		**2.3000e-004**

Mitigated

	ROG	NOx	CO	SO2	Fugitive PM10	Exhaust PM10	PM10 Total	Fugitive PM2.5	Exhaust PM2.5	PM2.5 Total	Bio- CO2	NBio- CO2	Total CO2	CH4	N2O	CO2e
SubCategory	lb/day										lb/day					
Architectural Coating	0.0000					0.0000	0.0000		0.0000	0.0000			0.0000			0.0000
Consumer Products	0.0000					0.0000	0.0000		0.0000	0.0000			0.0000			0.0000

Landscaping	1.0000e-005	0.0000	1.0000e-004	0.0000		0.0000	0.0000		0.0000	0.0000		2.2000e-004	2.2000e-004	0.0000		2.3000e-004
Total	**1.0000e-005**	**0.0000**	**1.0000e-004**	**0.0000**		**0.0000**	**0.0000**		**0.0000**	**0.0000**		**2.2000e-004**	**2.2000e-004**	**0.0000**		**2.3000e-004**

7.0 Water Detail

7.1 Mitigation Measures Water

8.0 Waste Detail

8.1 Mitigation Measures Waste

9.0 Operational Offroad

Equipment Type	Number	Hours/Day	Days/Year	Horse Power	Load Factor	Fuel Type

10.0 Vegetation

North City Purified Water Pipeline

San Diego Air Basin, Winter

1.0 Project Characteristics

1.1 Land Usage

Land Uses	Size	Metric	Lot Acreage	Floor Surface Area	Population
User Defined Industrial	1.00	User Defined Unit	0.00	0.00	0

1.2 Other Project Characteristics

Urbanization	Urban	**Wind Speed (m/s)**	2.6	**Precipitation Freq (Days)**	40
Climate Zone	13			**Operational Year**	2022
Utility Company	San Diego Gas & Electric				
CO2 Intensity (lb/MWhr)	720.49	**CH4 Intensity (lb/MWhr)**	0.029	**N2O Intensity (lb/MWhr)**	0.006

1.3 User Entered Comments & Non-Default Data

Project Characteristics -

Land Use -

Construction Phase - modified

Off-road Equipment - modified

Off-road Equipment - modified

Off-road Equipment - modified

Off-road Equipment - modified

Off-road Equipment - modified

Off-road Equipment - modified

Off-road Equipment - modified

Off-road Equipment - modified

Off-road Equipment - modified

Trips and VMT - modified

Grading -

Construction Off-road Equipment Mitigation - All Tier 2 equipment

Table Name	Column Name	Default Value	New Value
tblConstructionPhase	NumDays	0.00	751.00
tblConstructionPhase	NumDays	0.00	762.00
tblConstructionPhase	NumDays	0.00	10.00
tblConstructionPhase	NumDays	0.00	10.00
tblConstructionPhase	NumDays	0.00	10.00
tblConstructionPhase	NumDays	0.00	10.00
tblConstructionPhase	NumDays	0.00	10.00
tblConstructionPhase	NumDays	0.00	21.00
tblConstructionPhase	PhaseEndDate	2/28/2025	4/14/2022
tblConstructionPhase	PhaseEndDate	4/28/2022	11/28/2019
tblConstructionPhase	PhaseEndDate	12/12/2019	5/28/2020
tblConstructionPhase	PhaseEndDate	6/11/2020	11/28/2020
tblConstructionPhase	PhaseEndDate	12/11/2020	5/28/2021
tblConstructionPhase	PhaseEndDate	6/11/2021	11/28/2021
tblConstructionPhase	PhaseEndDate	12/27/2021	5/15/2022
tblConstructionPhase	PhaseStartDate	4/15/2022	5/30/2019
tblConstructionPhase	PhaseStartDate	4/15/2022	11/15/2019
tblConstructionPhase	PhaseStartDate	11/29/2019	5/15/2020
tblConstructionPhase	PhaseStartDate	5/29/2020	11/15/2020
tblConstructionPhase	PhaseStartDate	11/29/2020	5/15/2021
tblConstructionPhase	PhaseStartDate	5/29/2021	11/15/2021
tblConstructionPhase	PhaseStartDate	11/29/2021	4/15/2022
tblGrading	MaterialExported	0.00	60,960.00
tblOffRoadEquipment	LoadFactor	0.50	0.50
tblOffRoadEquipment	OffRoadEquipmentType		Trenchers

tblOffRoadEquipment	OffRoadEquipmentUnitAmount	4.00	0.00
tblOffRoadEquipment	OffRoadEquipmentUnitAmount	4.00	0.00
tblOffRoadEquipment	OffRoadEquipmentUnitAmount	4.00	0.00
tblOffRoadEquipment	OffRoadEquipmentUnitAmount	4.00	0.00
tblOffRoadEquipment	OffRoadEquipmentUnitAmount	4.00	0.00
tblOffRoadEquipment	OffRoadEquipmentUnitAmount	4.00	0.00
tblOffRoadEquipment	OffRoadEquipmentUnitAmount	1.00	0.00
tblOffRoadEquipment	OffRoadEquipmentUnitAmount	1.00	2.00
tblOffRoadEquipment	OffRoadEquipmentUnitAmount	1.00	2.00
tblOffRoadEquipment	OffRoadEquipmentUnitAmount	1.00	2.00
tblOffRoadEquipment	OffRoadEquipmentUnitAmount	1.00	2.00
tblOffRoadEquipment	OffRoadEquipmentUnitAmount	1.00	2.00
tblOffRoadEquipment	OffRoadEquipmentUnitAmount	1.00	2.00
tblOffRoadEquipment	OffRoadEquipmentUnitAmount	1.00	2.00
tblOffRoadEquipment	OffRoadEquipmentUnitAmount	1.00	2.00
tblOffRoadEquipment	OffRoadEquipmentUnitAmount	1.00	2.00
tblOffRoadEquipment	OffRoadEquipmentUnitAmount	1.00	2.00
tblOffRoadEquipment	OffRoadEquipmentUnitAmount	1.00	2.00
tblOffRoadEquipment	OffRoadEquipmentUnitAmount	1.00	2.00
tblOffRoadEquipment	OffRoadEquipmentUnitAmount	1.00	2.00
tblOffRoadEquipment	OffRoadEquipmentUnitAmount	1.00	2.00
tblOffRoadEquipment	OffRoadEquipmentUnitAmount	2.00	4.00
tblOffRoadEquipment	OffRoadEquipmentUnitAmount	1.00	0.00
tblOffRoadEquipment	OffRoadEquipmentUnitAmount	1.00	0.00
tblOffRoadEquipment	OffRoadEquipmentUnitAmount	1.00	0.00
tblOffRoadEquipment	OffRoadEquipmentUnitAmount	1.00	0.00
tblOffRoadEquipment	OffRoadEquipmentUnitAmount	1.00	0.00
tblOffRoadEquipment	OffRoadEquipmentUnitAmount	1.00	0.00
tblOffRoadEquipment	UsageHours	7.00	8.00
tblOffRoadEquipment	UsageHours	7.00	8.00

tblOffRoadEquipment	UsageHours	7.00	8.00
tblOffRoadEquipment	UsageHours	7.00	8.00
tblOffRoadEquipment	UsageHours	7.00	8.00
tblOffRoadEquipment	UsageHours	7.00	8.00
tblOffRoadEquipment	UsageHours	7.00	8.00
tblOffRoadEquipment	UsageHours	7.00	8.00
tblOffRoadEquipment	UsageHours	7.00	8.00
tblOffRoadEquipment	UsageHours	7.00	8.00
tblOffRoadEquipment	UsageHours	1.00	8.00
tblOffRoadEquipment	UsageHours	6.00	8.00
tblOffRoadEquipment	UsageHours	7.00	8.00
tblOffRoadEquipment	UsageHours	7.00	8.00
tblProjectCharacteristics	OperationalYear	2014	2022
tblTripsAndVMT	VendorTripNumber	0.00	4.00
tblTripsAndVMT	WorkerTripNumber	0.00	15.00

2.0 Emissions Summary

2.1 Overall Construction (Maximum Daily Emission)

Unmitigated Construction

	ROG	NOx	CO	SO2	Fugitive PM10	Exhaust PM10	PM10 Total	Fugitive PM2.5	Exhaust PM2.5	PM2.5 Total	Bio- CO2	NBio- CO2	Total CO2	CH4	N2O	CO2e
Year	lb/day										lb/day					
2019	7.4268	75.2643	66.0611	0.0980	13.1864	4.0944	17.2808	6.9147	3.7669	10.6816	0.0000	9,544.7866	9,544.7866	2.6642	0.0000	9,600.7343
2020	6.9060	68.9576	64.3497	0.0980	12.9603	3.6975	16.6579	6.8592	3.4017	10.2609	0.0000	9,329.0177	9,329.0177	2.6632	0.0000	9,384.9453
2021	6.3333	62.3695	62.5379	0.0979	12.9618	3.2674	16.2292	6.8596	3.0060	9.8656	0.0000	9,319.1585	9,319.1585	2.6619	0.0000	9,375.0581
2022	4.7005	45.2380	46.7944	0.0742	13.8140	2.3137	16.1277	7.0663	2.1286	9.1949	0.0000	7,053.4379	7,053.4379	1.9590	0.0000	7,094.5759

Total	**25.3666**	**251.8294**	**239.7430**	**0.3681**	**52.9226**	**13.3730**	**66.2956**	**27.6998**	**12.3032**	**40.0031**	**0.0000**	**35,246.4006**	**35,246.4006**	**9.9482**	**0.0000**	**35,455.3136**

Mitigated Construction

	ROG	NOx	CO	SO2	Fugitive PM10	Exhaust PM10	PM10 Total	Fugitive PM2.5	Exhaust PM2.5	PM2.5 Total	Bio- CO2	NBio- CO2	Total CO2	CH4	N2O	CO2e
Year	lb/day										lb/day					
2019	7.4268	75.2643	66.0611	0.0980	6.5559	4.0944	10.6503	3.2725	3.7669	7.0394	0.0000	9,544.7866	9,544.7866	2.6642	0.0000	9,600.7343
2020	6.9060	68.9576	64.3497	0.0980	6.3299	3.6975	10.0274	3.2170	3.4017	6.6188	0.0000	9,329.0177	9,329.0177	2.6632	0.0000	9,384.9453
2021	6.3333	62.3695	62.5379	0.0979	6.3314	3.2674	9.5987	3.2174	3.0060	6.2234	0.0000	9,319.1585	9,319.1585	2.6619	0.0000	9,375.0581
2022	4.7005	45.2380	46.7944	0.0742	7.1836	2.3137	9.4973	3.4241	2.1286	5.5528	0.0000	7,053.4379	7,053.4379	1.9590	0.0000	7,094.5759
Total	**25.3666**	**251.8294**	**239.7430**	**0.3681**	**26.4007**	**13.3730**	**39.7737**	**13.1311**	**12.3032**	**25.4343**	**0.0000**	**35,246.4006**	**35,246.4006**	**9.9482**	**0.0000**	**35,455.3136**

	ROG	**NOx**	**CO**	**SO2**	**Fugitive PM10**	**Exhaust PM10**	**PM10 Total**	**Fugitive PM2.5**	**Exhaust PM2.5**	**PM2.5 Total**	**Bio- CO2**	**NBio-CO2**	**Total CO2**	**CH4**	**N20**	**CO2e**
Percent Reduction	**0.00**	**0.00**	**0.00**	**0.00**	**50.11**	**0.00**	**40.01**	**52.60**	**0.00**	**36.42**	**0.00**	**0.00**	**0.00**	**0.00**	**0.00**	**0.00**

2.2 Overall Operational

Unmitigated Operational

	ROG	NOx	CO	SO2	Fugitive PM10	Exhaust PM10	PM10 Total	Fugitive PM2.5	Exhaust PM2.5	PM2.5 Total	Bio- CO2	NBio- CO2	Total CO2	CH4	N2O	CO2e
Category	lb/day										lb/day					
Area	1.0000e-005	0.0000	1.0000e-004	0.0000		0.0000	0.0000		0.0000	0.0000		2.2000e-004	2.2000e-004	0.0000		2.3000e-004
Energy	0.0000	0.0000	0.0000	0.0000		0.0000	0.0000		0.0000	0.0000		0.0000	0.0000	0.0000	0.0000	0.0000

Mobile	0.0000	0.0000	0.0000	0.0000	0.0000	0.0000	0.0000	0.0000	0.0000	0.0000		0.0000	0.0000	0.0000		0.0000
Total	**1.0000e-005**	**0.0000**	**1.0000e-004**	**0.0000**	**0.0000**	**0.0000**	**0.0000**	**0.0000**	**0.0000**	**0.0000**		**2.2000e-004**	**2.2000e-004**	**0.0000**	**0.0000**	**2.3000e-004**

Mitigated Operational

	ROG	NOx	CO	SO2	Fugitive PM10	Exhaust PM10	PM10 Total	Fugitive PM2.5	Exhaust PM2.5	PM2.5 Total	Bio- CO2	NBio- CO2	Total CO2	CH4	N2O	CO2e
Category	lb/day										lb/day					
Area	1.0000e-005	0.0000	1.0000e-004	0.0000		0.0000	0.0000		0.0000	0.0000		2.2000e-004	2.2000e-004	0.0000		2.3000e-004
Energy	0.0000	0.0000	0.0000	0.0000		0.0000	0.0000		0.0000	0.0000		0.0000	0.0000	0.0000	0.0000	0.0000
Mobile	0.0000	0.0000	0.0000	0.0000	0.0000	0.0000	0.0000	0.0000	0.0000	0.0000		0.0000	0.0000	0.0000		0.0000
Total	**1.0000e-005**	**0.0000**	**1.0000e-004**	**0.0000**	**0.0000**	**0.0000**	**0.0000**	**0.0000**	**0.0000**	**0.0000**		**2.2000e-004**	**2.2000e-004**	**0.0000**	**0.0000**	**2.3000e-004**

	ROG	**NOx**	**CO**	**SO2**	**Fugitive PM10**	**Exhaust PM10**	**PM10 Total**	**Fugitive PM2.5**	**Exhaust PM2.5**	**PM2.5 Total**	**Bio- CO2**	**NBio-CO2**	**Total CO2**	**CH4**	**N20**	**CO2e**
Percent Reduction	**0.00**	**0.00**	**0.00**	**0.00**	**0.00**	**0.00**	**0.00**	**0.00**	**0.00**	**0.00**	**0.00**	**0.00**	**0.00**	**0.00**	**0.00**	**0.00**

3.0 Construction Detail

Construction Phase

Phase Number	Phase Name	Phase Type	Start Date	End Date	Num Days Week	Num Days	Phase Description
1	Trenching	Grading	5/15/2019	4/14/2022	5	762	
2	Installation	Building Construction	5/30/2019	4/14/2022	5	751	
3	Paving 1	Paving	11/15/2019	11/28/2019	5	10	
4	Paving 2	Paving	5/15/2020	5/28/2020	5	10	
5	Paving 3	Paving	11/15/2020	11/28/2020	5	10	

6	Paving 4	Paving	5/15/2021	5/28/2021	5	10	
7	Paving 5	Paving	11/15/2021	11/28/2021	5	10	
8	Final Paving	Paving	4/15/2022	5/15/2022	5	21	

Acres of Grading (Site Preparation Phase): 0

Acres of Grading (Grading Phase): 0

Acres of Paving: 0

Residential Indoor: 0; Residential Outdoor: 0; Non-Residential Indoor: 0; Non-Residential Outdoor: 0 (Architectural Coating – sqft)

OffRoad Equipment

Phase Name	Offroad Equipment Type	Amount	Usage Hours	Horse Power	Load Factor
Trenching	Concrete/Industrial Saws	0	8.00	81	0.73
Trenching	Excavators	2	8.00	162	0.38
Trenching	Rubber Tired Dozers	2	8.00	255	0.40
Trenching	Tractors/Loaders/Backhoes	4	8.00	97	0.37
Installation	Cranes	2	4.00	226	0.29
Installation	Forklifts	2	6.00	89	0.20
Installation	Tractors/Loaders/Backhoes	2	8.00	97	0.37
Paving 1	Cement and Mortar Mixers	0	6.00	9	0.56
Paving 1	Pavers	2	8.00	125	0.42
Paving 1	Paving Equipment	2	8.00	130	0.36
Paving 1	Rollers	2	8.00	80	0.38
Paving 1	Tractors/Loaders/Backhoes	0	7.00	97	0.37
Paving 2	Cement and Mortar Mixers	0	6.00	9	0.56
Paving 2	Pavers	2	8.00	125	0.42
Paving 2	Paving Equipment	2	8.00	130	0.36
Paving 2	Rollers	2	8.00	80	0.38
Paving 2	Tractors/Loaders/Backhoes	0	8.00	97	0.37
Paving 3	Cement and Mortar Mixers	0	6.00	9	0.56
Paving 3	Pavers	2	8.00	125	0.42

Paving 3	Paving Equipment	2	8.00	130	0.36
Paving 3	Rollers	2	8.00	80	0.38
Paving 3	Tractors/Loaders/Backhoes	0	7.00	97	0.37
Paving 4	Cement and Mortar Mixers	0	6.00	9	0.56
Paving 4	Pavers	2	8.00	125	0.42
Paving 4	Paving Equipment	2	8.00	130	0.36
Paving 4	Rollers	2	8.00	80	0.38
Paving 4	Tractors/Loaders/Backhoes	0	8.00	97	0.37
Paving 5	Cement and Mortar Mixers	0	6.00	9	0.56
Paving 5	Pavers	2	7.00	125	0.42
Paving 5	Paving Equipment	2	8.00	130	0.36
Paving 5	Rollers	2	7.00	80	0.38
Paving 5	Tractors/Loaders/Backhoes	0	7.00	97	0.37
Final Paving	Cement and Mortar Mixers	0	6.00	9	0.56
Final Paving	Pavers	2	8.00	125	0.42
Final Paving	Paving Equipment	2	8.00	130	0.36
Final Paving	Rollers	2	8.00	80	0.38
Final Paving	Tractors/Loaders/Backhoes	0	7.00	97	0.37
Trenching	Trenchers	2	8.00	80	0.50

Trips and VMT

Phase Name	Offroad Equipment Count	Worker Trip Number	Vendor Trip Number	Hauling Trip Number	Worker Trip Length	Vendor Trip Length	Hauling Trip Length	Worker Vehicle Class	Vendor Vehicle Class	Hauling Vehicle Class
Trenching	10	25.00	4.00	7,620.00	10.80	7.30	20.00	LD_Mix	HDT_Mix	HHDT
Installation	6	15.00	0.00	0.00	10.80	7.30	20.00	LD_Mix	HDT_Mix	HHDT
Paving 1	6	15.00	0.00	0.00	10.80	7.30	20.00	LD_Mix	HDT_Mix	HHDT
Paving 2	6	15.00	0.00	0.00	10.80	7.30	20.00	LD_Mix	HDT_Mix	HHDT
Paving 3	6	15.00	0.00	0.00	10.80	7.30	20.00	LD_Mix	HDT_Mix	HHDT
Paving 4	6	15.00	0.00	0.00	10.80	7.30	20.00	LD_Mix	HDT_Mix	HHDT
Paving 5	6	15.00	0.00	0.00	10.80	7.30	20.00	LD_Mix	HDT_Mix	HHDT

Final Paving	6	15.00	0.00	0.00	10.80	7.30	20.00	LD_Mix	HDT_Mix	HHDT

3.1 Mitigation Measures Construction

Water Exposed Area

Clean Paved Roads

3.2 Trenching - 2019

Unmitigated Construction On-Site

	ROG	NOx	CO	SO2	Fugitive PM10	Exhaust PM10	PM10 Total	Fugitive PM2.5	Exhaust PM2.5	PM2.5 Total	Bio- CO2	NBio- CO2	Total CO2	CH4	N2O	CO2e
Category	lb/day										lb/day					
Fugitive Dust					12.0554	0.0000	12.0554	6.6222	0.0000	6.6222			0.0000			0.0000
Off-Road	4.4197	45.0281	38.4083	0.0478		2.5175	2.5175		2.3161	2.3161		4,730.9209	4,730.9209	1.4968		4,762.3540
Total	**4.4197**	**45.0281**	**38.4083**	**0.0478**	**12.0554**	**2.5175**	**14.5729**	**6.6222**	**2.3161**	**8.9382**		**4,730.9209**	**4,730.9209**	**1.4968**		**4,762.3540**

Unmitigated Construction Off-Site

	ROG	NOx	CO	SO2	Fugitive PM10	Exhaust PM10	PM10 Total	Fugitive PM2.5	Exhaust PM2.5	PM2.5 Total	Bio- CO2	NBio- CO2	Total CO2	CH4	N2O	CO2e
Category	lb/day										lb/day					
Hauling	0.1884	2.1276	2.3432	7.4400e-003	0.6526	0.0328	0.6854	0.1651	0.0302	0.1953		713.9945	713.9945	5.1800e-003		714.1031
Vendor	0.0386	0.2851	0.5192	9.4000e-004	0.0265	4.3400e-003	0.0309	7.5700e-003	3.9900e-003	0.0116		89.9236	89.9236	6.9000e-004		89.9380
Worker	0.0708	0.0882	0.8115	2.4400e-003	0.2054	1.4500e-003	0.2068	0.0545	1.3500e-003	0.0558		181.8470	181.8470	8.8100e-003		182.0320
Total	**0.2977**	**2.5008**	**3.6738**	**0.0108**	**0.8845**	**0.0386**	**0.9231**	**0.2272**	**0.0355**	**0.2627**		**985.7651**	**985.7651**	**0.0147**		**986.0731**

Mitigated Construction On-Site

	ROG	NOx	CO	SO2	Fugitive PM10	Exhaust PM10	PM10 Total	Fugitive PM2.5	Exhaust PM2.5	PM2.5 Total	Bio- CO2	NBio- CO2	Total CO2	CH4	N2O	CO2e
Category	lb/day										lb/day					
Fugitive Dust					5.4249	0.0000	5.4249	2.9800	0.0000	2.9800			0.0000			0.0000
Off-Road	4.4197	45.0281	38.4083	0.0478		2.5175	2.5175		2.3161	2.3161	0.0000	4,730.9209	4,730.9209	1.4968		4,762.3540
Total	**4.4197**	**45.0281**	**38.4083**	**0.0478**	**5.4249**	**2.5175**	**7.9424**	**2.9800**	**2.3161**	**5.2960**	**0.0000**	**4,730.9209**	**4,730.9209**	**1.4968**		**4,762.3540**

Mitigated Construction Off-Site

	ROG	NOx	CO	SO2	Fugitive PM10	Exhaust PM10	PM10 Total	Fugitive PM2.5	Exhaust PM2.5	PM2.5 Total	Bio- CO2	NBio- CO2	Total CO2	CH4	N2O	CO2e
Category	lb/day										lb/day					
Hauling	0.1884	2.1276	2.3432	7.4400e-003	0.6526	0.0328	0.6854	0.1651	0.0302	0.1953		713.9945	713.9945	5.1800e-003		714.1031
Vendor	0.0386	0.2851	0.5192	9.4000e-004	0.0265	4.3400e-003	0.0309	7.5700e-003	3.9900e-003	0.0116		89.9236	89.9236	6.9000e-004		89.9380
Worker	0.0708	0.0882	0.8115	2.4400e-003	0.2054	1.4500e-003	0.2068	0.0545	1.3500e-003	0.0558		181.8470	181.8470	8.8100e-003		182.0320
Total	**0.2977**	**2.5008**	**3.6738**	**0.0108**	**0.8845**	**0.0386**	**0.9231**	**0.2272**	**0.0355**	**0.2627**		**985.7651**	**985.7651**	**0.0147**		**986.0731**

3.2 Trenching - 2020

Unmitigated Construction On-Site

	ROG	NOx	CO	SO2	Fugitive PM10	Exhaust PM10	PM10 Total	Fugitive PM2.5	Exhaust PM2.5	PM2.5 Total	Bio- CO2	NBio- CO2	Total CO2	CH4	N2O	CO2e
Category	lb/day										lb/day					
Fugitive Dust					12.0554	0.0000	12.0554	6.6222	0.0000	6.6222			0.0000			0.0000
Off-Road	4.1304	41.4904	37.1265	0.0478		2.2904	2.2904		2.1071	2.1071		4,628.5074	4,628.5074	1.4970		4,659.9434
Total	**4.1304**	**41.4904**	**37.1265**	**0.0478**	**12.0554**	**2.2904**	**14.3458**	**6.6222**	**2.1071**	**8.7293**		**4,628.5074**	**4,628.5074**	**1.4970**		**4,659.9434**

Unmitigated Construction Off-Site

	ROG	NOx	CO	SO2	Fugitive PM10	Exhaust PM10	PM10 Total	Fugitive PM2.5	Exhaust PM2.5	PM2.5 Total	Bio- CO2	NBio- CO2	Total CO2	CH4	N2O	CO2e
Category	lb/day										lb/day					
Hauling	0.1833	1.8274	2.3019	7.4300e-003	0.4266	0.0323	0.4589	0.1097	0.0297	0.1394		697.6698	697.6698	5.1700e-003		697.7784
Vendor	0.0364	0.2428	0.5021	9.4000e-004	0.0265	3.8900e-003	0.0304	7.5700e-003	3.5800e-003	0.0112		87.8660	87.8660	6.6000e-004		87.8800
Worker	0.0669	0.0824	0.7579	2.4400e-003	0.2054	1.4600e-003	0.2068	0.0545	1.3500e-003	0.0558		174.5180	174.5180	8.3700e-003		174.6938
Total	**0.2866**	**2.1525**	**3.5620**	**0.0108**	**0.6585**	**0.0377**	**0.6962**	**0.1717**	**0.0347**	**0.2064**		**960.0538**	**960.0538**	**0.0142**		**960.3522**

Mitigated Construction On-Site

	ROG	NOx	CO	SO2	Fugitive PM10	Exhaust PM10	PM10 Total	Fugitive PM2.5	Exhaust PM2.5	PM2.5 Total	Bio- CO2	NBio- CO2	Total CO2	CH4	N2O	CO2e
Category	lb/day										lb/day					
Fugitive Dust					5.4249	0.0000	5.4249	2.9800	0.0000	2.9800			0.0000			0.0000

Off-Road	4.1304	41.4904	37.1265	0.0478		2.2904	2.2904		2.1071	2.1071	0.0000	4,628.5074	4,628.5074	1.4970		4,659.9434
Total	**4.1304**	**41.4904**	**37.1265**	**0.0478**	**5.4249**	**2.2904**	**7.7153**	**2.9800**	**2.1071**	**5.0871**	**0.0000**	**4,628.5074**	**4,628.5074**	**1.4970**		**4,659.9434**

Mitigated Construction Off-Site

	ROG	NOx	CO	SO2	Fugitive PM10	Exhaust PM10	PM10 Total	Fugitive PM2.5	Exhaust PM2.5	PM2.5 Total	Bio- CO2	NBio- CO2	Total CO2	CH4	N2O	CO2e
Category	lb/day										lb/day					
Hauling	0.1833	1.8274	2.3019	7.4300e-003	0.4266	0.0323	0.4589	0.1097	0.0297	0.1394		697.6698	697.6698	5.1700e-003		697.7784
Vendor	0.0364	0.2428	0.5021	9.4000e-004	0.0265	3.8900e-003	0.0304	7.5700e-003	3.5800e-003	0.0112		87.8660	87.8660	6.6000e-004		87.8800
Worker	0.0669	0.0824	0.7579	2.4400e-003	0.2054	1.4600e-003	0.2068	0.0545	1.3500e-003	0.0558		174.5180	174.5180	8.3700e-003		174.6938
Total	**0.2866**	**2.1525**	**3.5620**	**0.0108**	**0.6585**	**0.0377**	**0.6962**	**0.1717**	**0.0347**	**0.2064**		**960.0538**	**960.0538**	**0.0142**		**960.3522**

3.2 Trenching - 2021

Unmitigated Construction On-Site

	ROG	NOx	CO	SO2	Fugitive PM10	Exhaust PM10	PM10 Total	Fugitive PM2.5	Exhaust PM2.5	PM2.5 Total	Bio- CO2	NBio- CO2	Total CO2	CH4	N2O	CO2e
Category	lb/day										lb/day					
Fugitive Dust					12.0554	0.0000	12.0554	6.6222	0.0000	6.6222			0.0000			0.0000
Off-Road	3.7786	37.5205	35.6628	0.0478		2.0219	2.0219		1.8602	1.8602		4,626.6415	4,626.6415	1.4964		4,658.0648
Total	**3.7786**	**37.5205**	**35.6628**	**0.0478**	**12.0554**	**2.0219**	**14.0774**	**6.6222**	**1.8602**	**8.4823**		**4,626.6415**	**4,626.6415**	**1.4964**		**4,658.0648**

Unmitigated Construction Off-Site

	ROG	NOx	CO	SO2	Fugitive PM10	Exhaust PM10	PM10 Total	Fugitive PM2.5	Exhaust PM2.5	PM2.5 Total	Bio- CO2	NBio- CO2	Total CO2	CH4	N2O	CO2e
Category	lb/day										lb/day					
Hauling	0.1770	1.5145	2.2475	7.4100e-003	0.4281	0.0318	0.4598	0.1100	0.0292	0.1393		696.5226	696.5226	5.2300e-003		696.6325
Vendor	0.0342	0.1991	0.4830	9.4000e-004	0.0265	3.5000e-003	0.0300	7.5700e-003	3.2200e-003	0.0108		87.7251	87.7251	6.6000e-004		87.7390
Worker	0.0637	0.0773	0.7180	2.4500e-003	0.2054	1.4800e-003	0.2069	0.0545	1.3700e-003	0.0559		171.6023	171.6023	8.0600e-003		171.7715
Total	**0.2749**	**1.7909**	**3.4485**	**0.0108**	**0.6600**	**0.0368**	**0.6967**	**0.1721**	**0.0338**	**0.2059**		**955.8500**	**955.8500**	**0.0140**		**956.1431**

Mitigated Construction On-Site

	ROG	NOx	CO	SO2	Fugitive PM10	Exhaust PM10	PM10 Total	Fugitive PM2.5	Exhaust PM2.5	PM2.5 Total	Bio- CO2	NBio- CO2	Total CO2	CH4	N2O	CO2e
Category	lb/day										lb/day					
Fugitive Dust					5.4249	0.0000	5.4249	2.9800	0.0000	2.9800			0.0000			0.0000
Off-Road	3.7786	37.5205	35.6628	0.0478		2.0219	2.0219		1.8602	1.8602	0.0000	4,626.6414	4,626.6414	1.4964		4,658.0648
Total	**3.7786**	**37.5205**	**35.6628**	**0.0478**	**5.4249**	**2.0219**	**7.4469**	**2.9800**	**1.8602**	**4.8402**	**0.0000**	**4,626.6414**	**4,626.6414**	**1.4964**		**4,658.0648**

Mitigated Construction Off-Site

	ROG	NOx	CO	SO2	Fugitive PM10	Exhaust PM10	PM10 Total	Fugitive PM2.5	Exhaust PM2.5	PM2.5 Total	Bio- CO2	NBio- CO2	Total CO2	CH4	N2O	CO2e
Category	lb/day										lb/day					

Hauling	0.1770	1.5145	2.2475	7.4100e-003	0.4281	0.0318	0.4598	0.1100	0.0292	0.1393		696.5226	696.5226	5.2300e-003		696.6325
Vendor	0.0342	0.1991	0.4830	9.4000e-004	0.0265	3.5000e-003	0.0300	7.5700e-003	3.2200e-003	0.0108		87.7251	87.7251	6.6000e-004		87.7390
Worker	0.0637	0.0773	0.7180	2.4500e-003	0.2054	1.4800e-003	0.2069	0.0545	1.3700e-003	0.0559		171.6023	171.6023	8.0600e-003		171.7715
Total	**0.2749**	**1.7909**	**3.4485**	**0.0108**	**0.6600**	**0.0368**	**0.6967**	**0.1721**	**0.0338**	**0.2059**		**955.8500**	**955.8500**	**0.0140**		**956.1431**

3.2 Trenching - 2022

Unmitigated Construction On-Site

	ROG	NOx	CO	SO2	Fugitive PM10	Exhaust PM10	PM10 Total	Fugitive PM2.5	Exhaust PM2.5	PM2.5 Total	Bio- CO2	NBio- CO2	Total CO2	CH4	N2O	CO2e
Category	lb/day										lb/day					
Fugitive Dust					12.0554	0.0000	12.0554	6.6222	0.0000	6.6222			0.0000			0.0000
Off-Road	3.5323	34.6118	34.9983	0.0478		1.8216	1.8216		1.6759	1.6759		4,628.8553	4,628.8553	1.4971		4,660.2937
Total	**3.5323**	**34.6118**	**34.9983**	**0.0478**	**12.0554**	**1.8216**	**13.8770**	**6.6222**	**1.6759**	**8.2980**		**4,628.8553**	**4,628.8553**	**1.4971**		**4,660.2937**

Unmitigated Construction Off-Site

	ROG	NOx	CO	SO2	Fugitive PM10	Exhaust PM10	PM10 Total	Fugitive PM2.5	Exhaust PM2.5	PM2.5 Total	Bio- CO2	NBio- CO2	Total CO2	CH4	N2O	CO2e
Category	lb/day										lb/day					
Hauling	0.1736	1.3071	2.1906	7.4000e-003	1.4035	0.0313	1.4348	0.3494	0.0288	0.3782		695.7016	695.7016	5.3500e-003		695.8139
Vendor	0.0328	0.1749	0.4640	9.4000e-004	0.0265	3.4400e-003	0.0300	7.5700e-003	3.1700e-003	0.0107		87.6343	87.6343	6.8000e-004		87.6485
Worker	0.0607	0.0730	0.6772	2.4400e-003	0.2054	1.4900e-003	0.2069	0.0545	1.3800e-003	0.0559		168.7426	168.7426	7.7300e-003		168.9049
Total	**0.2671**	**1.5550**	**3.3318**	**0.0108**	**1.6354**	**0.0362**	**1.6716**	**0.4115**	**0.0333**	**0.4448**		**952.0784**	**952.0784**	**0.0138**		**952.3673**

Mitigated Construction On-Site

	ROG	NOx	CO	SO2	Fugitive PM10	Exhaust PM10	PM10 Total	Fugitive PM2.5	Exhaust PM2.5	PM2.5 Total	Bio- CO2	NBio- CO2	Total CO2	CH4	N2O	CO2e
Category	lb/day										lb/day					
Fugitive Dust					5.4249	0.0000	5.4249	2.9800	0.0000	2.9800			0.0000			0.0000
Off-Road	3.5323	34.6118	34.9983	0.0478		1.8216	1.8216		1.6759	1.6759	0.0000	4,628.8553	4,628.8553	1.4971		4,660.2937
Total	**3.5323**	**34.6118**	**34.9983**	**0.0478**	**5.4249**	**1.8216**	**7.2465**	**2.9800**	**1.6759**	**4.6558**	**0.0000**	**4,628.8553**	**4,628.8553**	**1.4971**		**4,660.2937**

Mitigated Construction Off-Site

	ROG	NOx	CO	SO2	Fugitive PM10	Exhaust PM10	PM10 Total	Fugitive PM2.5	Exhaust PM2.5	PM2.5 Total	Bio- CO2	NBio- CO2	Total CO2	CH4	N2O	CO2e
Category	lb/day										lb/day					
Hauling	0.1736	1.3071	2.1906	7.4000e-003	1.4035	0.0313	1.4348	0.3494	0.0288	0.3782		695.7016	695.7016	5.3500e-003		695.8139
Vendor	0.0328	0.1749	0.4640	9.4000e-004	0.0265	3.4400e-003	0.0300	7.5700e-003	3.1700e-003	0.0107		87.6343	87.6343	6.8000e-004		87.6485
Worker	0.0607	0.0730	0.6772	2.4400e-003	0.2054	1.4900e-003	0.2069	0.0545	1.3800e-003	0.0559		168.7426	168.7426	7.7300e-003		168.9049
Total	**0.2671**	**1.5550**	**3.3318**	**0.0108**	**1.6354**	**0.0362**	**1.6716**	**0.4115**	**0.0333**	**0.4448**		**952.0784**	**952.0784**	**0.0138**		**952.3673**

3.3 Installation - 2019

Unmitigated Construction On-Site

	ROG	NOx	CO	SO2	Fugitive PM10	Exhaust PM10	PM10 Total	Fugitive PM2.5	Exhaust PM2.5	PM2.5 Total	Bio- CO2	NBio- CO2	Total CO2	CH4	N2O	CO2e
Category	lb/day										lb/day					
Off-Road	1.1987	12.6942	8.6401	0.0141		0.7272	0.7272		0.6690	0.6690		1,400.9110	1,400.9110	0.4432		1,410.2189
Total	**1.1987**	**12.6942**	**8.6401**	**0.0141**		**0.7272**	**0.7272**		**0.6690**	**0.6690**		**1,400.9110**	**1,400.9110**	**0.4432**		**1,410.2189**

Unmitigated Construction Off-Site

	ROG	NOx	CO	SO2	Fugitive PM10	Exhaust PM10	PM10 Total	Fugitive PM2.5	Exhaust PM2.5	PM2.5 Total	Bio- CO2	NBio- CO2	Total CO2	CH4	N2O	CO2e
Category	lb/day										lb/day					
Hauling	0.0000	0.0000	0.0000	0.0000	0.0000	0.0000	0.0000	0.0000	0.0000	0.0000		0.0000	0.0000	0.0000		0.0000
Vendor	0.0000	0.0000	0.0000	0.0000	0.0000	0.0000	0.0000	0.0000	0.0000	0.0000		0.0000	0.0000	0.0000		0.0000
Worker	0.0425	0.0529	0.4869	1.4600e-003	0.1232	8.7000e-004	0.1241	0.0327	8.1000e-004	0.0335		109.1082	109.1082	5.2800e-003		109.2192
Total	**0.0425**	**0.0529**	**0.4869**	**1.4600e-003**	**0.1232**	**8.7000e-004**	**0.1241**	**0.0327**	**8.1000e-004**	**0.0335**		**109.1082**	**109.1082**	**5.2800e-003**		**109.2192**

Mitigated Construction On-Site

	ROG	NOx	CO	SO2	Fugitive PM10	Exhaust PM10	PM10 Total	Fugitive PM2.5	Exhaust PM2.5	PM2.5 Total	Bio- CO2	NBio- CO2	Total CO2	CH4	N2O	CO2e
Category	lb/day										lb/day					
Off-Road	1.1987	12.6942	8.6401	0.0141		0.7272	0.7272		0.6690	0.6690	0.0000	1,400.9110	1,400.9110	0.4432		1,410.2189

Total	**1.1987**	**12.6942**	**8.6401**	**0.0141**		**0.7272**	**0.7272**		**0.6690**	**0.6690**	**0.0000**	**1,400.9110**	**1,400.9110**	**0.4432**		**1,410.2189**

Mitigated Construction Off-Site

	ROG	NOx	CO	SO2	Fugitive PM10	Exhaust PM10	PM10 Total	Fugitive PM2.5	Exhaust PM2.5	PM2.5 Total	Bio- CO2	NBio- CO2	Total CO2	CH4	N2O	CO2e
Category	lb/day										lb/day					
Hauling	0.0000	0.0000	0.0000	0.0000	0.0000	0.0000	0.0000	0.0000	0.0000	0.0000		0.0000	0.0000	0.0000		0.0000
Vendor	0.0000	0.0000	0.0000	0.0000	0.0000	0.0000	0.0000	0.0000	0.0000	0.0000		0.0000	0.0000	0.0000		0.0000
Worker	0.0425	0.0529	0.4869	1.4600e-003	0.1232	8.7000e-004	0.1241	0.0327	8.1000e-004	0.0335		109.1082	109.1082	5.2800e-003		109.2192
Total	**0.0425**	**0.0529**	**0.4869**	**1.4600e-003**	**0.1232**	**8.7000e-004**	**0.1241**	**0.0327**	**8.1000e-004**	**0.0335**		**109.1082**	**109.1082**	**5.2800e-003**		**109.2192**

3.3 Installation - 2020

Unmitigated Construction On-Site

	ROG	NOx	CO	SO2	Fugitive PM10	Exhaust PM10	PM10 Total	Fugitive PM2.5	Exhaust PM2.5	PM2.5 Total	Bio- CO2	NBio- CO2	Total CO2	CH4	N2O	CO2e
Category	lb/day										lb/day					
Off-Road	1.0786	11.4314	8.3994	0.0141		0.6287	0.6287		0.5784	0.5784		1,370.2779	1,370.2779	0.4432		1,379.5846
Total	**1.0786**	**11.4314**	**8.3994**	**0.0141**		**0.6287**	**0.6287**		**0.5784**	**0.5784**		**1,370.2779**	**1,370.2779**	**0.4432**		**1,379.5846**

Unmitigated Construction Off-Site

	ROG	NOx	CO	SO2	Fugitive PM10	Exhaust PM10	PM10 Total	Fugitive PM2.5	Exhaust PM2.5	PM2.5 Total	Bio- CO2	NBio- CO2	Total CO2	CH4	N2O	CO2e
Category	lb/day										lb/day					
Hauling	0.0000	0.0000	0.0000	0.0000	0.0000	0.0000	0.0000	0.0000	0.0000	0.0000		0.0000	0.0000	0.0000		0.0000
Vendor	0.0000	0.0000	0.0000	0.0000	0.0000	0.0000	0.0000	0.0000	0.0000	0.0000		0.0000	0.0000	0.0000		0.0000
Worker	0.0402	0.0494	0.4548	1.4600e-003	0.1232	8.7000e-004	0.1241	0.0327	8.1000e-004	0.0335		104.7108	104.7108	5.0200e-003		104.8163
Total	**0.0402**	**0.0494**	**0.4548**	**1.4600e-003**	**0.1232**	**8.7000e-004**	**0.1241**	**0.0327**	**8.1000e-004**	**0.0335**		**104.7108**	**104.7108**	**5.0200e-003**		**104.8163**

Mitigated Construction On-Site

	ROG	NOx	CO	SO2	Fugitive PM10	Exhaust PM10	PM10 Total	Fugitive PM2.5	Exhaust PM2.5	PM2.5 Total	Bio- CO2	NBio- CO2	Total CO2	CH4	N2O	CO2e
Category	lb/day										lb/day					
Off-Road	1.0786	11.4314	8.3994	0.0141		0.6287	0.6287		0.5784	0.5784	0.0000	1,370.2779	1,370.2779	0.4432		1,379.5846
Total	**1.0786**	**11.4314**	**8.3994**	**0.0141**		**0.6287**	**0.6287**		**0.5784**	**0.5784**	**0.0000**	**1,370.2779**	**1,370.2779**	**0.4432**		**1,379.5846**

Mitigated Construction Off-Site

	ROG	NOx	CO	SO2	Fugitive PM10	Exhaust PM10	PM10 Total	Fugitive PM2.5	Exhaust PM2.5	PM2.5 Total	Bio- CO2	NBio- CO2	Total CO2	CH4	N2O	CO2e
Category	lb/day										lb/day					

Hauling	0.0000	0.0000	0.0000	0.0000	0.0000	0.0000	0.0000	0.0000	0.0000	0.0000		0.0000	0.0000	0.0000		0.0000
Vendor	0.0000	0.0000	0.0000	0.0000	0.0000	0.0000	0.0000	0.0000	0.0000	0.0000		0.0000	0.0000	0.0000		0.0000
Worker	0.0402	0.0494	0.4548	1.4600e-003	0.1232	8.7000e-004	0.1241	0.0327	8.1000e-004	0.0335		104.7108	104.7108	5.0200e-003		104.8163
Total	**0.0402**	**0.0494**	**0.4548**	**1.4600e-003**	**0.1232**	**8.7000e-004**	**0.1241**	**0.0327**	**8.1000e-004**	**0.0335**		**104.7108**	**104.7108**	**5.0200e-003**		**104.8163**

3.3 Installation - 2021

Unmitigated Construction On-Site

	ROG	NOx	CO	SO2	Fugitive PM10	Exhaust PM10	PM10 Total	Fugitive PM2.5	Exhaust PM2.5	PM2.5 Total	Bio- CO2	NBio- CO2	Total CO2	CH4	N2O	CO2e
Category	lb/day										lb/day					
Off-Road	0.9725	10.3047	8.2122	0.0142		0.5417	0.5417		0.4984	0.4984		1,370.4913	1,370.4913	0.4432		1,379.7994
Total	**0.9725**	**10.3047**	**8.2122**	**0.0142**		**0.5417**	**0.5417**		**0.4984**	**0.4984**		**1,370.4913**	**1,370.4913**	**0.4432**		**1,379.7994**

Unmitigated Construction Off-Site

	ROG	NOx	CO	SO2	Fugitive PM10	Exhaust PM10	PM10 Total	Fugitive PM2.5	Exhaust PM2.5	PM2.5 Total	Bio- CO2	NBio- CO2	Total CO2	CH4	N2O	CO2e
Category	lb/day										lb/day					
Hauling	0.0000	0.0000	0.0000	0.0000	0.0000	0.0000	0.0000	0.0000	0.0000	0.0000		0.0000	0.0000	0.0000		0.0000
Vendor	0.0000	0.0000	0.0000	0.0000	0.0000	0.0000	0.0000	0.0000	0.0000	0.0000		0.0000	0.0000	0.0000		0.0000
Worker	0.0382	0.0464	0.4308	1.4700e-003	0.1232	8.9000e-004	0.1241	0.0327	8.2000e-004	0.0335		102.9614	102.9614	4.8300e-003		103.0629
Total	**0.0382**	**0.0464**	**0.4308**	**1.4700e-003**	**0.1232**	**8.9000e-004**	**0.1241**	**0.0327**	**8.2000e-004**	**0.0335**		**102.9614**	**102.9614**	**4.8300e-003**		**103.0629**

Mitigated Construction On-Site

	ROG	NOx	CO	SO2	Fugitive PM10	Exhaust PM10	PM10 Total	Fugitive PM2.5	Exhaust PM2.5	PM2.5 Total	Bio- CO2	NBio- CO2	Total CO2	CH4	N2O	CO2e
Category	lb/day										lb/day					
Off-Road	0.9725	10.3047	8.2122	0.0142		0.5417	0.5417		0.4984	0.4984	0.0000	1,370.4912	1,370.4912	0.4432		1,379.7994
Total	**0.9725**	**10.3047**	**8.2122**	**0.0142**		**0.5417**	**0.5417**		**0.4984**	**0.4984**	**0.0000**	**1,370.4912**	**1,370.4912**	**0.4432**		**1,379.7994**

Mitigated Construction Off-Site

	ROG	NOx	CO	SO2	Fugitive PM10	Exhaust PM10	PM10 Total	Fugitive PM2.5	Exhaust PM2.5	PM2.5 Total	Bio- CO2	NBio- CO2	Total CO2	CH4	N2O	CO2e
Category	lb/day										lb/day					
Hauling	0.0000	0.0000	0.0000	0.0000	0.0000	0.0000	0.0000	0.0000	0.0000	0.0000		0.0000	0.0000	0.0000		0.0000
Vendor	0.0000	0.0000	0.0000	0.0000	0.0000	0.0000	0.0000	0.0000	0.0000	0.0000		0.0000	0.0000	0.0000		0.0000
Worker	0.0382	0.0464	0.4308	1.4700e-003	0.1232	8.9000e-004	0.1241	0.0327	8.2000e-004	0.0335		102.9614	102.9614	4.8300e-003		103.0629
Total	**0.0382**	**0.0464**	**0.4308**	**1.4700e-003**	**0.1232**	**8.9000e-004**	**0.1241**	**0.0327**	**8.2000e-004**	**0.0335**		**102.9614**	**102.9614**	**4.8300e-003**		**103.0629**

3.3 Installation - 2022

Unmitigated Construction On-Site

	ROG	NOx	CO	SO2	Fugitive PM10	Exhaust PM10	PM10 Total	Fugitive PM2.5	Exhaust PM2.5	PM2.5 Total	Bio- CO2	NBio- CO2	Total CO2	CH4	N2O	CO2e
Category	lb/day										lb/day					
Off-Road	0.8647	9.0273	8.0579	0.0142		0.4550	0.4550		0.4186	0.4186		1,371.2586	1,371.2586	0.4435		1,380.5719
Total	**0.8647**	**9.0273**	**8.0579**	**0.0142**		**0.4550**	**0.4550**		**0.4186**	**0.4186**		**1,371.2586**	**1,371.2586**	**0.4435**		**1,380.5719**

Unmitigated Construction Off-Site

	ROG	NOx	CO	SO2	Fugitive PM10	Exhaust PM10	PM10 Total	Fugitive PM2.5	Exhaust PM2.5	PM2.5 Total	Bio- CO2	NBio- CO2	Total CO2	CH4	N2O	CO2e
Category	lb/day										lb/day					
Hauling	0.0000	0.0000	0.0000	0.0000	0.0000	0.0000	0.0000	0.0000	0.0000	0.0000		0.0000	0.0000	0.0000		0.0000
Vendor	0.0000	0.0000	0.0000	0.0000	0.0000	0.0000	0.0000	0.0000	0.0000	0.0000		0.0000	0.0000	0.0000		0.0000
Worker	0.0364	0.0438	0.4064	1.4700e-003	0.1232	8.9000e-004	0.1241	0.0327	8.3000e-004	0.0335		101.2456	101.2456	4.6400e-003		101.3430
Total	**0.0364**	**0.0438**	**0.4064**	**1.4700e-003**	**0.1232**	**8.9000e-004**	**0.1241**	**0.0327**	**8.3000e-004**	**0.0335**		**101.2456**	**101.2456**	**4.6400e-003**		**101.3430**

Mitigated Construction On-Site

	ROG	NOx	CO	SO2	Fugitive PM10	Exhaust PM10	PM10 Total	Fugitive PM2.5	Exhaust PM2.5	PM2.5 Total	Bio- CO2	NBio- CO2	Total CO2	CH4	N2O	CO2e
Category	lb/day										lb/day					
Off-Road	0.8647	9.0273	8.0579	0.0142		0.4550	0.4550		0.4186	0.4186	0.0000	1,371.2586	1,371.2586	0.4435		1,380.5719

Total	**0.8647**	**9.0273**	**8.0579**	**0.0142**		**0.4550**	**0.4550**		**0.4186**	**0.4186**	**0.0000**	**1,371.2586**	**1,371.2586**	**0.4435**		**1,380.5719**

Mitigated Construction Off-Site

	ROG	NOx	CO	SO2	Fugitive PM10	Exhaust PM10	PM10 Total	Fugitive PM2.5	Exhaust PM2.5	PM2.5 Total	Bio- CO2	NBio- CO2	Total CO2	CH4	N2O	CO2e
Category	lb/day										lb/day					
Hauling	0.0000	0.0000	0.0000	0.0000	0.0000	0.0000	0.0000	0.0000	0.0000	0.0000		0.0000	0.0000	0.0000		0.0000
Vendor	0.0000	0.0000	0.0000	0.0000	0.0000	0.0000	0.0000	0.0000	0.0000	0.0000		0.0000	0.0000	0.0000		0.0000
Worker	0.0364	0.0438	0.4064	1.4700e-003	0.1232	8.9000e-004	0.1241	0.0327	8.3000e-004	0.0335		101.2456	101.2456	4.6400e-003		101.3430
Total	**0.0364**	**0.0438**	**0.4064**	**1.4700e-003**	**0.1232**	**8.9000e-004**	**0.1241**	**0.0327**	**8.3000e-004**	**0.0335**		**101.2456**	**101.2456**	**4.6400e-003**		**101.3430**

3.4 Paving 1 - 2019

Unmitigated Construction On-Site

	ROG	NOx	CO	SO2	Fugitive PM10	Exhaust PM10	PM10 Total	Fugitive PM2.5	Exhaust PM2.5	PM2.5 Total	Bio- CO2	NBio- CO2	Total CO2	CH4	N2O	CO2e
Category	lb/day										lb/day					
Off-Road	1.4259	14.9353	14.3652	0.0223		0.8094	0.8094		0.7447	0.7447		2,208.9731	2,208.9731	0.6989		2,223.6499
Paving	0.0000					0.0000	0.0000		0.0000	0.0000			0.0000			0.0000
Total	**1.4259**	**14.9353**	**14.3652**	**0.0223**		**0.8094**	**0.8094**		**0.7447**	**0.7447**		**2,208.9731**	**2,208.9731**	**0.6989**		**2,223.6499**

Unmitigated Construction Off-Site

	ROG	NOx	CO	SO2	Fugitive PM10	Exhaust PM10	PM10 Total	Fugitive PM2.5	Exhaust PM2.5	PM2.5 Total	Bio- CO2	NBio- CO2	Total CO2	CH4	N2O	CO2e
Category	lb/day										lb/day					
Hauling	0.0000	0.0000	0.0000	0.0000	0.0000	0.0000	0.0000	0.0000	0.0000	0.0000		0.0000	0.0000	0.0000		0.0000
Vendor	0.0000	0.0000	0.0000	0.0000	0.0000	0.0000	0.0000	0.0000	0.0000	0.0000		0.0000	0.0000	0.0000		0.0000
Worker	0.0425	0.0529	0.4869	1.4600e-003	0.1232	8.7000e-004	0.1241	0.0327	8.1000e-004	0.0335		109.1082	109.1082	5.2800e-003		109.2192
Total	**0.0425**	**0.0529**	**0.4869**	**1.4600e-003**	**0.1232**	**8.7000e-004**	**0.1241**	**0.0327**	**8.1000e-004**	**0.0335**		**109.1082**	**109.1082**	**5.2800e-003**		**109.2192**

Mitigated Construction On-Site

	ROG	NOx	CO	SO2	Fugitive PM10	Exhaust PM10	PM10 Total	Fugitive PM2.5	Exhaust PM2.5	PM2.5 Total	Bio- CO2	NBio- CO2	Total CO2	CH4	N2O	CO2e
Category	lb/day										lb/day					
Off-Road	1.4259	14.9353	14.3652	0.0223		0.8094	0.8094		0.7447	0.7447	0.0000	2,208.9731	2,208.9731	0.6989		2,223.6499
Paving	0.0000					0.0000	0.0000		0.0000	0.0000			0.0000			0.0000
Total	**1.4259**	**14.9353**	**14.3652**	**0.0223**		**0.8094**	**0.8094**		**0.7447**	**0.7447**	**0.0000**	**2,208.9731**	**2,208.9731**	**0.6989**		**2,223.6499**

Mitigated Construction Off-Site

	ROG	NOx	CO	SO2	Fugitive PM10	Exhaust PM10	PM10 Total	Fugitive PM2.5	Exhaust PM2.5	PM2.5 Total	Bio- CO2	NBio- CO2	Total CO2	CH4	N2O	CO2e
Category	lb/day										lb/day					

Hauling	0.0000	0.0000	0.0000	0.0000	0.0000	0.0000	0.0000	0.0000	0.0000	0.0000		0.0000	0.0000	0.0000		0.0000
Vendor	0.0000	0.0000	0.0000	0.0000	0.0000	0.0000	0.0000	0.0000	0.0000	0.0000		0.0000	0.0000	0.0000		0.0000
Worker	0.0425	0.0529	0.4869	1.4600e-003	0.1232	8.7000e-004	0.1241	0.0327	8.1000e-004	0.0335		109.1082	109.1082	5.2800e-003		109.2192
Total	**0.0425**	**0.0529**	**0.4869**	**1.4600e-003**	**0.1232**	**8.7000e-004**	**0.1241**	**0.0327**	**8.1000e-004**	**0.0335**		**109.1082**	**109.1082**	**5.2800e-003**		**109.2192**

3.5 Paving 2 - 2020

Unmitigated Construction On-Site

	ROG	NOx	CO	SO2	Fugitive PM10	Exhaust PM10	PM10 Total	Fugitive PM2.5	Exhaust PM2.5	PM2.5 Total	Bio- CO2	NBio- CO2	Total CO2	CH4	N2O	CO2e
Category	lb/day										lb/day					
Off-Road	1.3301	13.7845	14.3523	0.0223		0.7390	0.7390		0.6799	0.6799		2,160.7571	2,160.7571	0.6988		2,175.4326
Paving	0.0000					0.0000	0.0000		0.0000	0.0000			0.0000			0.0000
Total	**1.3301**	**13.7845**	**14.3523**	**0.0223**		**0.7390**	**0.7390**		**0.6799**	**0.6799**		**2,160.7571**	**2,160.7571**	**0.6988**		**2,175.4326**

Unmitigated Construction Off-Site

	ROG	NOx	CO	SO2	Fugitive PM10	Exhaust PM10	PM10 Total	Fugitive PM2.5	Exhaust PM2.5	PM2.5 Total	Bio- CO2	NBio- CO2	Total CO2	CH4	N2O	CO2e
Category	lb/day										lb/day					
Hauling	0.0000	0.0000	0.0000	0.0000	0.0000	0.0000	0.0000	0.0000	0.0000	0.0000		0.0000	0.0000	0.0000		0.0000
Vendor	0.0000	0.0000	0.0000	0.0000	0.0000	0.0000	0.0000	0.0000	0.0000	0.0000		0.0000	0.0000	0.0000		0.0000
Worker	0.0402	0.0494	0.4548	1.4600e-003	0.1232	8.7000e-004	0.1241	0.0327	8.1000e-004	0.0335		104.7108	104.7108	5.0200e-003		104.8163
Total	**0.0402**	**0.0494**	**0.4548**	**1.4600e-003**	**0.1232**	**8.7000e-004**	**0.1241**	**0.0327**	**8.1000e-004**	**0.0335**		**104.7108**	**104.7108**	**5.0200e-003**		**104.8163**

Mitigated Construction On-Site

	ROG	NOx	CO	SO2	Fugitive PM10	Exhaust PM10	PM10 Total	Fugitive PM2.5	Exhaust PM2.5	PM2.5 Total	Bio- CO2	NBio- CO2	Total CO2	CH4	N2O	CO2e
Category	lb/day										lb/day					
Off-Road	1.3301	13.7845	14.3523	0.0223		0.7390	0.7390		0.6799	0.6799	0.0000	2,160.7571	2,160.7571	0.6988		2,175.4326
Paving	0.0000					0.0000	0.0000		0.0000	0.0000			0.0000			0.0000
Total	**1.3301**	**13.7845**	**14.3523**	**0.0223**		**0.7390**	**0.7390**		**0.6799**	**0.6799**	**0.0000**	**2,160.7571**	**2,160.7571**	**0.6988**		**2,175.4326**

Mitigated Construction Off-Site

	ROG	NOx	CO	SO2	Fugitive PM10	Exhaust PM10	PM10 Total	Fugitive PM2.5	Exhaust PM2.5	PM2.5 Total	Bio- CO2	NBio- CO2	Total CO2	CH4	N2O	CO2e
Category	lb/day										lb/day					
Hauling	0.0000	0.0000	0.0000	0.0000	0.0000	0.0000	0.0000	0.0000	0.0000	0.0000		0.0000	0.0000	0.0000		0.0000
Vendor	0.0000	0.0000	0.0000	0.0000	0.0000	0.0000	0.0000	0.0000	0.0000	0.0000		0.0000	0.0000	0.0000		0.0000
Worker	0.0402	0.0494	0.4548	1.4600e-003	0.1232	8.7000e-004	0.1241	0.0327	8.1000e-004	0.0335		104.7108	104.7108	5.0200e-003		104.8163
Total	**0.0402**	**0.0494**	**0.4548**	**1.4600e-003**	**0.1232**	**8.7000e-004**	**0.1241**	**0.0327**	**8.1000e-004**	**0.0335**		**104.7108**	**104.7108**	**5.0200e-003**		**104.8163**

3.6 Paving 3 - 2020

Unmitigated Construction On-Site

	ROG	NOx	CO	SO2	Fugitive PM10	Exhaust PM10	PM10 Total	Fugitive PM2.5	Exhaust PM2.5	PM2.5 Total	Bio- CO2	NBio- CO2	Total CO2	CH4	N2O	CO2e
Category	lb/day										lb/day					
Off-Road	1.3301	13.7845	14.3523	0.0223		0.7390	0.7390		0.6799	0.6799		2,160.7571	2,160.7571	0.6988		2,175.4326
Paving	0.0000					0.0000	0.0000		0.0000	0.0000			0.0000			0.0000
Total	**1.3301**	**13.7845**	**14.3523**	**0.0223**		**0.7390**	**0.7390**		**0.6799**	**0.6799**		**2,160.7571**	**2,160.7571**	**0.6988**		**2,175.4326**

Unmitigated Construction Off-Site

	ROG	NOx	CO	SO2	Fugitive PM10	Exhaust PM10	PM10 Total	Fugitive PM2.5	Exhaust PM2.5	PM2.5 Total	Bio- CO2	NBio- CO2	Total CO2	CH4	N2O	CO2e
Category	lb/day										lb/day					
Hauling	0.0000	0.0000	0.0000	0.0000	0.0000	0.0000	0.0000	0.0000	0.0000	0.0000		0.0000	0.0000	0.0000		0.0000
Vendor	0.0000	0.0000	0.0000	0.0000	0.0000	0.0000	0.0000	0.0000	0.0000	0.0000		0.0000	0.0000	0.0000		0.0000
Worker	0.0402	0.0494	0.4548	1.4600e-003	0.1232	8.7000e-004	0.1241	0.0327	8.1000e-004	0.0335		104.7108	104.7108	5.0200e-003		104.8163
Total	**0.0402**	**0.0494**	**0.4548**	**1.4600e-003**	**0.1232**	**8.7000e-004**	**0.1241**	**0.0327**	**8.1000e-004**	**0.0335**		**104.7108**	**104.7108**	**5.0200e-003**		**104.8163**

Mitigated Construction On-Site

	ROG	NOx	CO	SO2	Fugitive PM10	Exhaust PM10	PM10 Total	Fugitive PM2.5	Exhaust PM2.5	PM2.5 Total	Bio- CO2	NBio- CO2	Total CO2	CH4	N2O	CO2e
Category	lb/day										lb/day					
Off-Road	1.3301	13.7845	14.3523	0.0223		0.7390	0.7390		0.6799	0.6799	0.0000	2,160.7571	2,160.7571	0.6988		2,175.4326

Paving	0.0000					0.0000	0.0000		0.0000	0.0000			0.0000			0.0000
Total	**1.3301**	**13.7845**	**14.3523**	**0.0223**		**0.7390**	**0.7390**		**0.6799**	**0.6799**	**0.0000**	**2,160.7571**	**2,160.7571**	**0.6988**		**2,175.4326**

Mitigated Construction Off-Site

	ROG	NOx	CO	SO2	Fugitive PM10	Exhaust PM10	PM10 Total	Fugitive PM2.5	Exhaust PM2.5	PM2.5 Total	Bio- CO2	NBio- CO2	Total CO2	CH4	N2O	CO2e
Category	lb/day										lb/day					
Hauling	0.0000	0.0000	0.0000	0.0000	0.0000	0.0000	0.0000	0.0000	0.0000	0.0000		0.0000	0.0000	0.0000		0.0000
Vendor	0.0000	0.0000	0.0000	0.0000	0.0000	0.0000	0.0000	0.0000	0.0000	0.0000		0.0000	0.0000	0.0000		0.0000
Worker	0.0402	0.0494	0.4548	1.4600e-003	0.1232	8.7000e-004	0.1241	0.0327	8.1000e-004	0.0335		104.7108	104.7108	5.0200e-003		104.8163
Total	**0.0402**	**0.0494**	**0.4548**	**1.4600e-003**	**0.1232**	**8.7000e-004**	**0.1241**	**0.0327**	**8.1000e-004**	**0.0335**		**104.7108**	**104.7108**	**5.0200e-003**		**104.8163**

3.7 Paving 4 - 2021

Unmitigated Construction On-Site

	ROG	NOx	CO	SO2	Fugitive PM10	Exhaust PM10	PM10 Total	Fugitive PM2.5	Exhaust PM2.5	PM2.5 Total	Bio- CO2	NBio- CO2	Total CO2	CH4	N2O	CO2e
Category	lb/day										lb/day					
Off-Road	1.2308	12.6607	14.3528	0.0223		0.6652	0.6652		0.6120	0.6120		2,160.2530	2,160.2530	0.6987		2,174.9250
Paving	0.0000					0.0000	0.0000		0.0000	0.0000			0.0000			0.0000
Total	**1.2308**	**12.6607**	**14.3528**	**0.0223**		**0.6652**	**0.6652**		**0.6120**	**0.6120**		**2,160.2530**	**2,160.2530**	**0.6987**		**2,174.9250**

Unmitigated Construction Off-Site

	ROG	NOx	CO	SO2	Fugitive PM10	Exhaust PM10	PM10 Total	Fugitive PM2.5	Exhaust PM2.5	PM2.5 Total	Bio- CO2	NBio- CO2	Total CO2	CH4	N2O	CO2e
Category	lb/day										lb/day					
Hauling	0.0000	0.0000	0.0000	0.0000	0.0000	0.0000	0.0000	0.0000	0.0000	0.0000		0.0000	0.0000	0.0000		0.0000
Vendor	0.0000	0.0000	0.0000	0.0000	0.0000	0.0000	0.0000	0.0000	0.0000	0.0000		0.0000	0.0000	0.0000		0.0000
Worker	0.0382	0.0464	0.4308	1.4700e-003	0.1232	8.9000e-004	0.1241	0.0327	8.2000e-004	0.0335		102.9614	102.9614	4.8300e-003		103.0629
Total	**0.0382**	**0.0464**	**0.4308**	**1.4700e-003**	**0.1232**	**8.9000e-004**	**0.1241**	**0.0327**	**8.2000e-004**	**0.0335**		**102.9614**	**102.9614**	**4.8300e-003**		**103.0629**

Mitigated Construction On-Site

	ROG	NOx	CO	SO2	Fugitive PM10	Exhaust PM10	PM10 Total	Fugitive PM2.5	Exhaust PM2.5	PM2.5 Total	Bio- CO2	NBio- CO2	Total CO2	CH4	N2O	CO2e
Category	lb/day										lb/day					
Off-Road	1.2308	12.6607	14.3528	0.0223		0.6652	0.6652		0.6120	0.6120	0.0000	2,160.2530	2,160.2530	0.6987		2,174.9250
Paving	0.0000					0.0000	0.0000		0.0000	0.0000			0.0000			0.0000
Total	**1.2308**	**12.6607**	**14.3528**	**0.0223**		**0.6652**	**0.6652**		**0.6120**	**0.6120**	**0.0000**	**2,160.2530**	**2,160.2530**	**0.6987**		**2,174.9250**

Mitigated Construction Off-Site

	ROG	NOx	CO	SO2	Fugitive PM10	Exhaust PM10	PM10 Total	Fugitive PM2.5	Exhaust PM2.5	PM2.5 Total	Bio- CO2	NBio- CO2	Total CO2	CH4	N2O	CO2e
Category	lb/day										lb/day					

Hauling	0.0000	0.0000	0.0000	0.0000	0.0000	0.0000	0.0000	0.0000	0.0000	0.0000		0.0000	0.0000	0.0000		0.0000
Vendor	0.0000	0.0000	0.0000	0.0000	0.0000	0.0000	0.0000	0.0000	0.0000	0.0000		0.0000	0.0000	0.0000		0.0000
Worker	0.0382	0.0464	0.4308	1.4700e-003	0.1232	8.9000e-004	0.1241	0.0327	8.2000e-004	0.0335		102.9614	102.9614	4.8300e-003		103.0629
Total	**0.0382**	**0.0464**	**0.4308**	**1.4700e-003**	**0.1232**	**8.9000e-004**	**0.1241**	**0.0327**	**8.2000e-004**	**0.0335**		**102.9614**	**102.9614**	**4.8300e-003**		**103.0629**

3.8 Paving 5 - 2021

Unmitigated Construction On-Site

	ROG	NOx	CO	SO2	Fugitive PM10	Exhaust PM10	PM10 Total	Fugitive PM2.5	Exhaust PM2.5	PM2.5 Total	Bio- CO2	NBio- CO2	Total CO2	CH4	N2O	CO2e
Category	lb/day										lb/day					
Off-Road	1.1242	11.5558	13.1844	0.0205		0.6056	0.6056		0.5572	0.5572		1,987.3411	1,987.3411	0.6428		2,000.8388
Paving	0.0000					0.0000	0.0000		0.0000	0.0000			0.0000			0.0000
Total	**1.1242**	**11.5558**	**13.1844**	**0.0205**		**0.6056**	**0.6056**		**0.5572**	**0.5572**		**1,987.3411**	**1,987.3411**	**0.6428**		**2,000.8388**

Unmitigated Construction Off-Site

	ROG	NOx	CO	SO2	Fugitive PM10	Exhaust PM10	PM10 Total	Fugitive PM2.5	Exhaust PM2.5	PM2.5 Total	Bio- CO2	NBio- CO2	Total CO2	CH4	N2O	CO2e
Category	lb/day										lb/day					
Hauling	0.0000	0.0000	0.0000	0.0000	0.0000	0.0000	0.0000	0.0000	0.0000	0.0000		0.0000	0.0000	0.0000		0.0000
Vendor	0.0000	0.0000	0.0000	0.0000	0.0000	0.0000	0.0000	0.0000	0.0000	0.0000		0.0000	0.0000	0.0000		0.0000
Worker	0.0382	0.0464	0.4308	1.4700e-003	0.1232	8.9000e-004	0.1241	0.0327	8.2000e-004	0.0335		102.9614	102.9614	4.8300e-003		103.0629
Total	**0.0382**	**0.0464**	**0.4308**	**1.4700e-003**	**0.1232**	**8.9000e-004**	**0.1241**	**0.0327**	**8.2000e-004**	**0.0335**		**102.9614**	**102.9614**	**4.8300e-003**		**103.0629**

Mitigated Construction On-Site

	ROG	NOx	CO	SO2	Fugitive PM10	Exhaust PM10	PM10 Total	Fugitive PM2.5	Exhaust PM2.5	PM2.5 Total	Bio- CO2	NBio- CO2	Total CO2	CH4	N2O	CO2e
Category	lb/day										lb/day					
Off-Road	1.1242	11.5558	13.1844	0.0205		0.6056	0.6056		0.5572	0.5572	0.0000	1,987.3411	1,987.3411	0.6428		2,000.8388
Paving	0.0000					0.0000	0.0000		0.0000	0.0000			0.0000			0.0000
Total	**1.1242**	**11.5558**	**13.1844**	**0.0205**		**0.6056**	**0.6056**		**0.5572**	**0.5572**	**0.0000**	**1,987.3411**	**1,987.3411**	**0.6428**		**2,000.8388**

Mitigated Construction Off-Site

	ROG	NOx	CO	SO2	Fugitive PM10	Exhaust PM10	PM10 Total	Fugitive PM2.5	Exhaust PM2.5	PM2.5 Total	Bio- CO2	NBio- CO2	Total CO2	CH4	N2O	CO2e
Category	lb/day										lb/day					
Hauling	0.0000	0.0000	0.0000	0.0000	0.0000	0.0000	0.0000	0.0000	0.0000	0.0000		0.0000	0.0000	0.0000		0.0000
Vendor	0.0000	0.0000	0.0000	0.0000	0.0000	0.0000	0.0000	0.0000	0.0000	0.0000		0.0000	0.0000	0.0000		0.0000
Worker	0.0382	0.0464	0.4308	1.4700e-003	0.1232	8.9000e-004	0.1241	0.0327	8.2000e-004	0.0335		102.9614	102.9614	4.8300e-003		103.0629
Total	**0.0382**	**0.0464**	**0.4308**	**1.4700e-003**	**0.1232**	**8.9000e-004**	**0.1241**	**0.0327**	**8.2000e-004**	**0.0335**		**102.9614**	**102.9614**	**4.8300e-003**		**103.0629**

3.9 Final Paving - 2022

Unmitigated Construction On-Site

	ROG	NOx	CO	SO2	Fugitive PM10	Exhaust PM10	PM10 Total	Fugitive PM2.5	Exhaust PM2.5	PM2.5 Total	Bio- CO2	NBio- CO2	Total CO2	CH4	N2O	CO2e
Category	lb/day										lb/day					
Off-Road	1.0815	10.9108	14.2815	0.0223		0.5577	0.5577		0.5131	0.5131		2,160.6869	2,160.6869	0.6988		2,175.3619
Paving	0.0000					0.0000	0.0000		0.0000	0.0000			0.0000			0.0000
Total	**1.0815**	**10.9108**	**14.2815**	**0.0223**		**0.5577**	**0.5577**		**0.5131**	**0.5131**		**2,160.6869**	**2,160.6869**	**0.6988**		**2,175.3619**

Unmitigated Construction Off-Site

	ROG	NOx	CO	SO2	Fugitive PM10	Exhaust PM10	PM10 Total	Fugitive PM2.5	Exhaust PM2.5	PM2.5 Total	Bio- CO2	NBio- CO2	Total CO2	CH4	N2O	CO2e
Category	lb/day										lb/day					
Hauling	0.0000	0.0000	0.0000	0.0000	0.0000	0.0000	0.0000	0.0000	0.0000	0.0000		0.0000	0.0000	0.0000		0.0000
Vendor	0.0000	0.0000	0.0000	0.0000	0.0000	0.0000	0.0000	0.0000	0.0000	0.0000		0.0000	0.0000	0.0000		0.0000
Worker	0.0364	0.0438	0.4064	1.4700e-003	0.1232	8.9000e-004	0.1241	0.0327	8.3000e-004	0.0335		101.2456	101.2456	4.6400e-003		101.3430
Total	**0.0364**	**0.0438**	**0.4064**	**1.4700e-003**	**0.1232**	**8.9000e-004**	**0.1241**	**0.0327**	**8.3000e-004**	**0.0335**		**101.2456**	**101.2456**	**4.6400e-003**		**101.3430**

Mitigated Construction On-Site

	ROG	NOx	CO	SO2	Fugitive PM10	Exhaust PM10	PM10 Total	Fugitive PM2.5	Exhaust PM2.5	PM2.5 Total	Bio- CO2	NBio- CO2	Total CO2	CH4	N2O	CO2e
Category	lb/day										lb/day					
Off-Road	1.0815	10.9108	14.2815	0.0223		0.5577	0.5577		0.5131	0.5131	0.0000	2,160.6869	2,160.6869	0.6988		2,175.3619

Paving	0.0000					0.0000	0.0000		0.0000	0.0000			0.0000			0.0000
Total	**1.0815**	**10.9108**	**14.2815**	**0.0223**		**0.5577**	**0.5577**		**0.5131**	**0.5131**	**0.0000**	**2,160.6869**	**2,160.6869**	**0.6988**		**2,175.3619**

Mitigated Construction Off-Site

	ROG	NOx	CO	SO2	Fugitive PM10	Exhaust PM10	PM10 Total	Fugitive PM2.5	Exhaust PM2.5	PM2.5 Total	Bio- CO2	NBio- CO2	Total CO2	CH4	N2O	CO2e
Category	lb/day										lb/day					
Hauling	0.0000	0.0000	0.0000	0.0000	0.0000	0.0000	0.0000	0.0000	0.0000	0.0000		0.0000	0.0000	0.0000		0.0000
Vendor	0.0000	0.0000	0.0000	0.0000	0.0000	0.0000	0.0000	0.0000	0.0000	0.0000		0.0000	0.0000	0.0000		0.0000
Worker	0.0364	0.0438	0.4064	1.4700e-003	0.1232	8.9000e-004	0.1241	0.0327	8.3000e-004	0.0335		101.2456	101.2456	4.6400e-003		101.3430
Total	**0.0364**	**0.0438**	**0.4064**	**1.4700e-003**	**0.1232**	**8.9000e-004**	**0.1241**	**0.0327**	**8.3000e-004**	**0.0335**		**101.2456**	**101.2456**	**4.6400e-003**		**101.3430**

4.0 Operational Detail - Mobile

4.1 Mitigation Measures Mobile

	ROG	NOx	CO	SO2	Fugitive PM10	Exhaust PM10	PM10 Total	Fugitive PM2.5	Exhaust PM2.5	PM2.5 Total	Bio- CO2	NBio- CO2	Total CO2	CH4	N2O	CO2e
Category	lb/day										lb/day					
Mitigated	0.0000	0.0000	0.0000	0.0000	0.0000	0.0000	0.0000	0.0000	0.0000	0.0000		0.0000	0.0000	0.0000		0.0000
Unmitigated	0.0000	0.0000	0.0000	0.0000	0.0000	0.0000	0.0000	0.0000	0.0000	0.0000		0.0000	0.0000	0.0000		0.0000

4.2 Trip Summary Information

	Average Daily Trip Rate			Unmitigated	Mitigated
Land Use	Weekday	Saturday	Sunday	Annual VMT	Annual VMT
User Defined Industrial	0.00	0.00	0.00		
Total	0.00	0.00	0.00		

4.3 Trip Type Information

	Miles			Trip %			Trip Purpose %		
Land Use	H-W or C-W	H-S or C-C	H-O or C-NW	H-W or C-W	H-S or C-C	H-O or C-NW	Primary	Diverted	Pass-by
User Defined Industrial	9.50	7.30	7.30	0.00	0.00	0.00	0	0	0

LDA	LDT1	LDT2	MDV	LHD1	LHD2	MHD	HHD	OBUS	UBUS	MCY	SBUS	MH
0.512460	0.073465	0.191476	0.131038	0.036090	0.005150	0.012567	0.023297	0.001873	0.002046	0.006532	0.000565	0.003442

5.0 Energy Detail

4.4 Fleet Mix

Historical Energy Use: N

5.1 Mitigation Measures Energy

	ROG	NOx	CO	SO2	Fugitive PM10	Exhaust PM10	PM10 Total	Fugitive PM2.5	Exhaust PM2.5	PM2.5 Total	Bio- CO2	NBio- CO2	Total CO2	CH4	N2O	CO2e
Category	lb/day										lb/day					
NaturalGas Mitigated	0.0000	0.0000	0.0000	0.0000		0.0000	0.0000		0.0000	0.0000		0.0000	0.0000	0.0000	0.0000	0.0000
NaturalGas Unmitigated	0.0000	0.0000	0.0000	0.0000		0.0000	0.0000		0.0000	0.0000		0.0000	0.0000	0.0000	0.0000	0.0000

5.2 Energy by Land Use - NaturalGas

Unmitigated

	NaturalGas Use	ROG	NOx	CO	SO2	Fugitive PM10	Exhaust PM10	PM10 Total	Fugitive PM2.5	Exhaust PM2.5	PM2.5 Total	Bio- CO2	NBio- CO2	Total CO2	CH4	N2O	CO2e
Land Use	kBTU/yr	lb/day										lb/day					
User Defined Industrial	0	0.0000	0.0000	0.0000	0.0000		0.0000	0.0000		0.0000	0.0000		0.0000	0.0000	0.0000	0.0000	0.0000
Total		**0.0000**	**0.0000**	**0.0000**	**0.0000**		**0.0000**	**0.0000**		**0.0000**	**0.0000**		**0.0000**	**0.0000**	**0.0000**	**0.0000**	**0.0000**

Mitigated

	NaturalGas Use	ROG	NOx	CO	SO2	Fugitive PM10	Exhaust PM10	PM10 Total	Fugitive PM2.5	Exhaust PM2.5	PM2.5 Total	Bio- CO2	NBio- CO2	Total CO2	CH4	N2O	CO2e
Land Use	kBTU/yr	lb/day										lb/day					
User Defined Industrial	0	0.0000	0.0000	0.0000	0.0000		0.0000	0.0000		0.0000	0.0000		0.0000	0.0000	0.0000	0.0000	0.0000
Total		**0.0000**	**0.0000**	**0.0000**	**0.0000**		**0.0000**	**0.0000**		**0.0000**	**0.0000**		**0.0000**	**0.0000**	**0.0000**	**0.0000**	**0.0000**

6.0 Area Detail

6.1 Mitigation Measures Area

	ROG	NOx	CO	SO2	Fugitive PM10	Exhaust PM10	PM10 Total	Fugitive PM2.5	Exhaust PM2.5	PM2.5 Total	Bio- CO2	NBio- CO2	Total CO2	CH4	N2O	CO2e

Category	lb/day										lb/day					
Mitigated	1.0000e-005	0.0000	1.0000e-004	0.0000		0.0000	0.0000		0.0000	0.0000		2.2000e-004	2.2000e-004	0.0000		2.3000e-004
Unmitigated	1.0000e-005	0.0000	1.0000e-004	0.0000		0.0000	0.0000		0.0000	0.0000		2.2000e-004	2.2000e-004	0.0000		2.3000e-004

6.2 Area by SubCategory

Unmitigated

	ROG	NOx	CO	SO2	Fugitive PM10	Exhaust PM10	PM10 Total	Fugitive PM2.5	Exhaust PM2.5	PM2.5 Total	Bio- CO2	NBio- CO2	Total CO2	CH4	N2O	CO2e
SubCategory	lb/day										lb/day					
Consumer Products	0.0000					0.0000	0.0000		0.0000	0.0000			0.0000			0.0000
Landscaping	1.0000e-005	0.0000	1.0000e-004	0.0000		0.0000	0.0000		0.0000	0.0000		2.2000e-004	2.2000e-004	0.0000		2.3000e-004
Architectural Coating	0.0000					0.0000	0.0000		0.0000	0.0000			0.0000			0.0000
Total	**1.0000e-005**	**0.0000**	**1.0000e-004**	**0.0000**		**0.0000**	**0.0000**		**0.0000**	**0.0000**		**2.2000e-004**	**2.2000e-004**	**0.0000**		**2.3000e-004**

Mitigated

	ROG	NOx	CO	SO2	Fugitive PM10	Exhaust PM10	PM10 Total	Fugitive PM2.5	Exhaust PM2.5	PM2.5 Total	Bio- CO2	NBio- CO2	Total CO2	CH4	N2O	CO2e
SubCategory	lb/day										lb/day					
Consumer Products	0.0000					0.0000	0.0000		0.0000	0.0000			0.0000			0.0000
Landscaping	1.0000e-005	0.0000	1.0000e-004	0.0000		0.0000	0.0000		0.0000	0.0000		2.2000e-004	2.2000e-004	0.0000		2.3000e-004
Architectural Coating	0.0000					0.0000	0.0000		0.0000	0.0000			0.0000			0.0000

Total	**1.0000e-005**	**0.0000**	**1.0000e-004**	**0.0000**		**0.0000**	**0.0000**		**0.0000**	**0.0000**		**2.2000e-004**	**2.2000e-004**	**0.0000**		**2.3000e-004**

7.0 Water Detail

7.1 Mitigation Measures Water

8.0 Waste Detail

8.1 Mitigation Measures Waste

9.0 Operational Offroad

Equipment Type	Number	Hours/Day	Days/Year	Horse Power	Load Factor	Fuel Type

10.0 Vegetation

San Vicente Tunnel - Tunneling

San Diego Air Basin, Winter

1.0 Project Characteristics

1.1 Land Usage

Land Uses	Size	Metric	Lot Acreage	Floor Surface Area	Population
User Defined Industrial	1.00	User Defined Unit	0.00	0.00	0

1.2 Other Project Characteristics

Urbanization	Urban	**Wind Speed (m/s)**	2.6	**Precipitation Freq (Days)**	40
Climate Zone	13			**Operational Year**	2022
Utility Company	San Diego Gas & Electric				
CO2 Intensity (lb/MWhr)	720.49	**CH4 Intensity (lb/MWhr)**	0.029	**N2O Intensity (lb/MWhr)**	0.006

1.3 User Entered Comments & Non-Default Data

Project Characteristics -

Land Use -

Construction Phase - modified

Off-road Equipment - modified

Trips and VMT - modified

Grading - modified

Construction Off-road Equipment Mitigation - All Tier 2 equipment

Off-road Equipment - modified

Off-road Equipment - modified

Off-road Equipment - modified

Off-road Equipment - modified

Off-road Equipment - modified

Off-road Equipment - modified

Off-road Equipment - modified

Table Name	Column Name	Default Value	New Value
tblConstructionPhase	NumDays	0.00	22.00
tblConstructionPhase	NumDays	0.00	13.00
tblConstructionPhase	NumDays	0.00	578.00
tblConstructionPhase	NumDays	0.00	11.00
tblConstructionPhase	NumDays	0.00	24.00
tblConstructionPhase	NumDays	0.00	8.00
tblConstructionPhase	NumDays	0.00	7.00
tblGrading	AcresOfGrading	19.50	0.00
tblGrading	AcresOfGrading	16.50	0.00
tblGrading	MaterialExported	0.00	768.00
tblGrading	MaterialExported	0.00	46,240.00
tblGrading	MaterialExported	0.00	768.00
tblOffRoadEquipment	OffRoadEquipmentUnitAmount	1.00	0.00
tblOffRoadEquipment	OffRoadEquipmentUnitAmount	1.00	0.00
tblOffRoadEquipment	OffRoadEquipmentUnitAmount	1.00	0.00
tblOffRoadEquipment	OffRoadEquipmentUnitAmount	1.00	0.00
tblOffRoadEquipment	OffRoadEquipmentUnitAmount	1.00	0.00
tblOffRoadEquipment	OffRoadEquipmentUnitAmount	2.00	1.00
tblOffRoadEquipment	OffRoadEquipmentUnitAmount	2.00	1.00
tblOffRoadEquipment	OffRoadEquipmentUnitAmount	2.00	1.00
tblOffRoadEquipment	OffRoadEquipmentUnitAmount	1.00	0.00
tblOffRoadEquipment	UsageHours	6.00	8.00
tblOffRoadEquipment	UsageHours	6.00	7.00
tblOffRoadEquipment	UsageHours	6.00	8.00
tblOffRoadEquipment	UsageHours	8.00	7.00
tblProjectCharacteristics	OperationalYear	2014	2022

tblTripsAndVMT	VendorTripNumber	0.00	4.00

2.0 Emissions Summary

2.1 Overall Construction (Maximum Daily Emission)

Unmitigated Construction

	ROG	NOx	CO	SO2	Fugitive PM10	Exhaust PM10	PM10 Total	Fugitive PM2.5	Exhaust PM2.5	PM2.5 Total	Bio- CO2	NBio- CO2	Total CO2	CH4	N2O	CO2e
Year	lb/day										lb/day					
2019	2.1079	22.9198	16.2712	0.0283	1.5007	1.0820	2.4526	0.6034	0.9954	1.5016	0.0000	2,718.9367	2,718.9367	0.7623	0.0000	2,734.9441
2020	1.7565	15.1475	16.0895	0.0283	1.2045	0.8601	2.0646	0.5307	0.8105	1.3412	0.0000	2,671.9769	2,671.9769	0.4529	0.0000	2,681.4877
2021	1.7577	18.5375	15.8744	0.0283	1.3237	0.8615	2.0830	0.5599	0.7926	1.2752	0.0000	2,669.4442	2,669.4442	0.7616	0.0000	2,685.4381
Total	**5.6221**	**56.6047**	**48.2351**	**0.0849**	**4.0289**	**2.8035**	**6.6002**	**1.6939**	**2.5985**	**4.1180**	**0.0000**	**8,060.3577**	**8,060.3577**	**1.9768**	**0.0000**	**8,101.8698**

Mitigated Construction

	ROG	NOx	CO	SO2	Fugitive PM10	Exhaust PM10	PM10 Total	Fugitive PM2.5	Exhaust PM2.5	PM2.5 Total	Bio- CO2	NBio- CO2	Total CO2	CH4	N2O	CO2e
Year	lb/day										lb/day					
2019	2.1079	22.9198	16.2712	0.0283	1.0805	1.0820	2.0324	0.3748	0.9954	1.2731	0.0000	2,718.9367	2,718.9367	0.7623	0.0000	2,734.9441
2020	1.7565	15.1475	16.0895	0.0283	0.7843	0.8601	1.6444	0.3022	0.8105	1.1127	0.0000	2,671.9769	2,671.9769	0.4529	0.0000	2,681.4877
2021	1.7577	18.5375	15.8744	0.0283	0.9035	0.8615	1.6628	0.3314	0.7926	1.0466	0.0000	2,669.4442	2,669.4442	0.7616	0.0000	2,685.4381
Total	**5.6221**	**56.6047**	**48.2351**	**0.0849**	**2.7683**	**2.8035**	**5.3396**	**1.0084**	**2.5985**	**3.4324**	**0.0000**	**8,060.3577**	**8,060.3577**	**1.9768**	**0.0000**	**8,101.8698**

	ROG	NOx	CO	SO2	Fugitive PM10	Exhaust PM10	PM10 Total	Fugitive PM2.5	Exhaust PM2.5	PM2.5 Total	Bio- CO2	NBio-CO2	Total CO2	CH4	N20	CO2e
Percent Reduction	**0.00**	**0.00**	**0.00**	**0.00**	**31.29**	**0.00**	**19.10**	**40.47**	**0.00**	**16.65**	**0.00**	**0.00**	**0.00**	**0.00**	**0.00**	**0.00**

2.2 Overall Operational

Unmitigated Operational

	ROG	NOx	CO	SO2	Fugitive PM10	Exhaust PM10	PM10 Total	Fugitive PM2.5	Exhaust PM2.5	PM2.5 Total	Bio- CO2	NBio- CO2	Total CO2	CH4	N2O	CO2e
Category	lb/day										lb/day					
Area	1.0000e-005	0.0000	1.0000e-004	0.0000		0.0000	0.0000		0.0000	0.0000		2.2000e-004	2.2000e-004	0.0000		2.3000e-004
Energy	0.0000	0.0000	0.0000	0.0000		0.0000	0.0000		0.0000	0.0000		0.0000	0.0000	0.0000	0.0000	0.0000
Mobile	0.0000	0.0000	0.0000	0.0000	0.0000	0.0000	0.0000	0.0000	0.0000	0.0000		0.0000	0.0000	0.0000		0.0000
Total	**1.0000e-005**	**0.0000**	**1.0000e-004**	**0.0000**	**0.0000**	**0.0000**	**0.0000**	**0.0000**	**0.0000**	**0.0000**		**2.2000e-004**	**2.2000e-004**	**0.0000**	**0.0000**	**2.3000e-004**

Mitigated Operational

	ROG	NOx	CO	SO2	Fugitive PM10	Exhaust PM10	PM10 Total	Fugitive PM2.5	Exhaust PM2.5	PM2.5 Total	Bio- CO2	NBio- CO2	Total CO2	CH4	N2O	CO2e
Category	lb/day										lb/day					
Area	1.0000e-005	0.0000	1.0000e-004	0.0000		0.0000	0.0000		0.0000	0.0000		2.2000e-004	2.2000e-004	0.0000		2.3000e-004
Energy	0.0000	0.0000	0.0000	0.0000		0.0000	0.0000		0.0000	0.0000		0.0000	0.0000	0.0000	0.0000	0.0000
Mobile	0.0000	0.0000	0.0000	0.0000	0.0000	0.0000	0.0000	0.0000	0.0000	0.0000		0.0000	0.0000	0.0000		0.0000
Total	**1.0000e-005**	**0.0000**	**1.0000e-004**	**0.0000**	**0.0000**	**0.0000**	**0.0000**	**0.0000**	**0.0000**	**0.0000**		**2.2000e-004**	**2.2000e-004**	**0.0000**	**0.0000**	**2.3000e-004**

	ROG	NOx	CO	SO2	Fugitive PM10	Exhaust PM10	PM10 Total	Fugitive PM2.5	Exhaust PM2.5	PM2.5 Total	Bio- CO2	NBio-CO2	Total CO2	CH4	N20	CO2e
Percent Reduction	0.00	0.00	0.00	0.00	0.00	0.00	0.00	0.00	0.00	0.00	0.00	0.00	0.00	0.00	0.00	0.00

3.0 Construction Detail

Construction Phase

Phase Number	Phase Name	Phase Type	Start Date	End Date	Num Days Week	Num Days	Phase Description
1	Site Prep Portal 1	Site Preparation	5/15/2019	5/31/2019	5	13	
2	Excavation Portal 1	Grading	6/1/2019	7/2/2019	5	22	
3	Tunnel Excavation	Grading	7/3/2019	9/17/2021	5	578	
4	Site Prep Portal 2	Site Preparation	9/18/2021	10/4/2021	5	11	
5	Excavation Portal 2	Grading	10/5/2021	11/5/2021	5	24	
6	Pipeline Connection	Site Preparation	11/6/2021	11/17/2021	5	8	
7	Site Restoration	Site Preparation	11/18/2021	11/26/2021	5	7	

Acres of Grading (Site Preparation Phase): 0

Acres of Grading (Grading Phase): 0

Acres of Paving: 0

Residential Indoor: 0; Residential Outdoor: 0; Non-Residential Indoor: 0; Non-Residential Outdoor: 0 (Architectural Coating – sqft)

OffRoad Equipment

Phase Name	Offroad Equipment Type	Amount	Usage Hours	Horse Power	Load Factor
Site Prep Portal 1	Concrete/Industrial Saws	0	8.00	81	0.73
Site Prep Portal 1	Excavators	0	8.00	162	0.38
Site Prep Portal 1	Graders	1	8.00	174	0.41
Site Prep Portal 1	Rubber Tired Dozers	0	8.00	255	0.40
Site Prep Portal 1	Scrapers	1	8.00	361	0.48
Site Prep Portal 1	Tractors/Loaders/Backhoes	1	8.00	97	0.37
Site Prep Portal 1	Trenchers	0	8.00	80	0.50

Excavation Portal 1	Concrete/Industrial Saws	0	8.00	81	0.73
Excavation Portal 1	Cranes	0	4.00	226	0.29
Excavation Portal 1	Crushing/Proc. Equipment	1	8.00	85	0.78
Excavation Portal 1	Excavators	1	8.00	162	0.38
Excavation Portal 1	Forklifts	0	6.00	89	0.20
Excavation Portal 1	Rubber Tired Dozers	1	1.00	255	0.40
Excavation Portal 1	Tractors/Loaders/Backhoes	1	8.00	97	0.37
Excavation Portal 1	Trenchers	1	8.00	80	0.50
Tunnel Excavation	Cement and Mortar Mixers	0	6.00	9	0.56
Tunnel Excavation	Concrete/Industrial Saws	0	8.00	81	0.73
Tunnel Excavation	Crushing/Proc. Equipment	1	8.00	85	0.78
Tunnel Excavation	Excavators	1	8.00	162	0.38
Tunnel Excavation	Pavers	0	8.00	125	0.42
Tunnel Excavation	Paving Equipment	0	8.00	130	0.36
Tunnel Excavation	Rollers	0	8.00	80	0.38
Tunnel Excavation	Rubber Tired Dozers	1	1.00	255	0.40
Tunnel Excavation	Tractors/Loaders/Backhoes	1	7.00	97	0.37
Tunnel Excavation	Trenchers	1	8.00	80	0.50
Site Prep Portal 2	Graders	1	8.00	174	0.41
Site Prep Portal 2	Scrapers	1	8.00	361	0.48
Site Prep Portal 2	Tractors/Loaders/Backhoes	1	8.00	97	0.37
Excavation Portal 2	Cement and Mortar Mixers	0	6.00	9	0.56
Excavation Portal 2	Concrete/Industrial Saws	0	8.00	81	0.73
Excavation Portal 2	Crushing/Proc. Equipment	1	8.00	85	0.78
Excavation Portal 2	Excavators	1	8.00	162	0.38
Excavation Portal 2	Pavers	0	8.00	125	0.42
Excavation Portal 2	Paving Equipment	0	8.00	130	0.36
Excavation Portal 2	Rollers	0	8.00	80	0.38
Excavation Portal 2	Rubber Tired Dozers	1	1.00	255	0.40
Excavation Portal 2	Tractors/Loaders/Backhoes	1	8.00	97	0.37

Excavation Portal 2	Trenchers	1	8.00	80	0.50
Pipeline Connection	Cement and Mortar Mixers	0	6.00	9	0.56
Pipeline Connection	Graders	0	8.00	174	0.41
Pipeline Connection	Other General Industrial Equipment	4	8.00	87	0.34
Pipeline Connection	Pavers	0	8.00	125	0.42
Pipeline Connection	Paving Equipment	0	8.00	130	0.36
Pipeline Connection	Rollers	0	8.00	80	0.38
Pipeline Connection	Tractors/Loaders/Backhoes	0	7.00	97	0.37
Site Restoration	Cement and Mortar Mixers	0	6.00	9	0.56
Site Restoration	Graders	0	8.00	174	0.41
Site Restoration	Pavers	0	8.00	125	0.42
Site Restoration	Paving Equipment	0	8.00	130	0.36
Site Restoration	Rollers	0	8.00	80	0.38
Site Restoration	Tractors/Loaders/Backhoes	1	8.00	97	0.37

Trips and VMT

Phase Name	Offroad Equipment Count	Worker Trip Number	Vendor Trip Number	Hauling Trip Number	Worker Trip Length	Vendor Trip Length	Hauling Trip Length	Worker Vehicle Class	Vendor Vehicle Class	Hauling Vehicle Class
Site Prep Portal 1	3	8.00	4.00	0.00	10.80	7.30	20.00	LD_Mix	HDT_Mix	HHDT
Excavation Portal 1	5	13.00	0.00	96.00	10.80	7.30	20.00	LD_Mix	HDT_Mix	HHDT
Tunnel Excavation	5	13.00	0.00	5,780.00	10.80	7.30	20.00	LD_Mix	HDT_Mix	HHDT
Site Prep Portal 2	3	8.00	0.00	0.00	10.80	7.30	20.00	LD_Mix	HDT_Mix	HHDT
Excavation Portal 2	5	13.00	0.00	96.00	10.80	7.30	20.00	LD_Mix	HDT_Mix	HHDT
Pipeline Connection	4	10.00	0.00	0.00	10.80	7.30	20.00	LD_Mix	HDT_Mix	HHDT
Site Restoration	1	3.00	0.00	0.00	10.80	7.30	20.00	LD_Mix	HDT_Mix	HHDT

3.1 Mitigation Measures Construction

Water Exposed Area

Clean Paved Roads

3.2 Site Prep Portal 1 - 2019

Unmitigated Construction On-Site

	ROG	NOx	CO	SO2	Fugitive PM10	Exhaust PM10	PM10 Total	Fugitive PM2.5	Exhaust PM2.5	PM2.5 Total	Bio- CO2	NBio- CO2	Total CO2	CH4	N2O	CO2e
Category	lb/day										lb/day					
Fugitive Dust					0.0000	0.0000	0.0000	0.0000	0.0000	0.0000			0.0000			0.0000
Off-Road	2.0467	22.6065	14.8322	0.0242		1.0772	1.0772		0.9910	0.9910		2,398.1596	2,398.1596	0.7588		2,414.0934
Total	**2.0467**	**22.6065**	**14.8322**	**0.0242**	**0.0000**	**1.0772**	**1.0772**	**0.0000**	**0.9910**	**0.9910**		**2,398.1596**	**2,398.1596**	**0.7588**		**2,414.0934**

Unmitigated Construction Off-Site

	ROG	NOx	CO	SO2	Fugitive PM10	Exhaust PM10	PM10 Total	Fugitive PM2.5	Exhaust PM2.5	PM2.5 Total	Bio- CO2	NBio- CO2	Total CO2	CH4	N2O	CO2e
Category	lb/day										lb/day					
Hauling	0.0000	0.0000	0.0000	0.0000	0.0000	0.0000	0.0000	0.0000	0.0000	0.0000		0.0000	0.0000	0.0000		0.0000
Vendor	0.0386	0.2851	0.5192	9.4000e-004	0.0265	4.3400e-003	0.0309	7.5700e-003	3.9900e-003	0.0116		89.9236	89.9236	6.9000e-004		89.9380
Worker	0.0227	0.0282	0.2597	7.8000e-004	0.0657	4.7000e-004	0.0662	0.0174	4.3000e-004	0.0179		58.1910	58.1910	2.8200e-003		58.2502
Total	**0.0612**	**0.3133**	**0.7789**	**1.7200e-003**	**0.0923**	**4.8100e-003**	**0.0971**	**0.0250**	**4.4200e-003**	**0.0294**		**148.1146**	**148.1146**	**3.5100e-003**		**148.1882**

Mitigated Construction On-Site

	ROG	NOx	CO	SO2	Fugitive PM10	Exhaust PM10	PM10 Total	Fugitive PM2.5	Exhaust PM2.5	PM2.5 Total	Bio- CO2	NBio- CO2	Total CO2	CH4	N2O	CO2e

Category	lb/day										lb/day					
Fugitive Dust					0.0000	0.0000	0.0000	0.0000	0.0000	0.0000			0.0000			0.0000
Off-Road	2.0467	22.6065	14.8322	0.0242		1.0772	1.0772		0.9910	0.9910	0.0000	2,398.1596	2,398.1596	0.7588		2,414.0934
Total	**2.0467**	**22.6065**	**14.8322**	**0.0242**	**0.0000**	**1.0772**	**1.0772**	**0.0000**	**0.9910**	**0.9910**	**0.0000**	**2,398.1596**	**2,398.1596**	**0.7588**		**2,414.0934**

Mitigated Construction Off-Site

	ROG	NOx	CO	SO2	Fugitive PM10	Exhaust PM10	PM10 Total	Fugitive PM2.5	Exhaust PM2.5	PM2.5 Total	Bio- CO2	NBio- CO2	Total CO2	CH4	N2O	CO2e
Category	lb/day										lb/day					
Hauling	0.0000	0.0000	0.0000	0.0000	0.0000	0.0000	0.0000	0.0000	0.0000	0.0000		0.0000	0.0000	0.0000		0.0000
Vendor	0.0386	0.2851	0.5192	9.4000e-004	0.0265	4.3400e-003	0.0309	7.5700e-003	3.9900e-003	0.0116		89.9236	89.9236	6.9000e-004		89.9380
Worker	0.0227	0.0282	0.2597	7.8000e-004	0.0657	4.7000e-004	0.0662	0.0174	4.3000e-004	0.0179		58.1910	58.1910	2.8200e-003		58.2502
Total	**0.0612**	**0.3133**	**0.7789**	**1.7200e-003**	**0.0923**	**4.8100e-003**	**0.0971**	**0.0250**	**4.4200e-003**	**0.0294**		**148.1146**	**148.1146**	**3.5100e-003**		**148.1882**

3.3 Excavation Portal 1 - 2019

Unmitigated Construction On-Site

	ROG	NOx	CO	SO2	Fugitive PM10	Exhaust PM10	PM10 Total	Fugitive PM2.5	Exhaust PM2.5	PM2.5 Total	Bio- CO2	NBio- CO2	Total CO2	CH4	N2O	CO2e
Category	lb/day										lb/day					
Fugitive Dust					0.7577	0.0000	0.7577	0.4145	0.0000	0.4145			0.0000			0.0000
Off-Road	1.6811	14.6305	13.7940	0.0200		0.9378	0.9378		0.8853	0.8853		1,948.8245	1,948.8245	0.4601		1,958.4872

Total	**1.6811**	**14.6305**	**13.7940**	**0.0200**	**0.7577**	**0.9378**	**1.6955**	**0.4145**	**0.8853**	**1.2999**		**1,948.8245**	**1,948.8245**	**0.4601**		**1,958.4872**

Unmitigated Construction Off-Site

	ROG	NOx	CO	SO2	Fugitive PM10	Exhaust PM10	PM10 Total	Fugitive PM2.5	Exhaust PM2.5	PM2.5 Total	Bio- CO2	NBio- CO2	Total CO2	CH4	N2O	CO2e
Category	lb/day										lb/day					
Hauling	0.0822	0.9284	1.0225	3.2400e-003	0.0760	0.0143	0.0904	0.0208	0.0132	0.0340		311.5612	311.5612	2.2600e-003		311.6086
Vendor	0.0000	0.0000	0.0000	0.0000	0.0000	0.0000	0.0000	0.0000	0.0000	0.0000		0.0000	0.0000	0.0000		0.0000
Worker	0.0368	0.0459	0.4220	1.2700e-003	0.1068	7.6000e-004	0.1076	0.0283	7.0000e-004	0.0290		94.5605	94.5605	4.5800e-003		94.6566
Total	**0.1190**	**0.9743**	**1.4444**	**4.5100e-003**	**0.1828**	**0.0151**	**0.1979**	**0.0492**	**0.0139**	**0.0630**		**406.1217**	**406.1217**	**6.8400e-003**		**406.2653**

Mitigated Construction On-Site

	ROG	NOx	CO	SO2	Fugitive PM10	Exhaust PM10	PM10 Total	Fugitive PM2.5	Exhaust PM2.5	PM2.5 Total	Bio- CO2	NBio- CO2	Total CO2	CH4	N2O	CO2e
Category	lb/day										lb/day					
Fugitive Dust					0.3410	0.0000	0.3410	0.1865	0.0000	0.1865			0.0000			0.0000
Off-Road	1.6811	14.6305	13.7940	0.0200		0.9378	0.9378		0.8853	0.8853	0.0000	1,948.8245	1,948.8245	0.4601		1,958.4872
Total	**1.6811**	**14.6305**	**13.7940**	**0.0200**	**0.3410**	**0.9378**	**1.2788**	**0.1865**	**0.8853**	**1.0719**	**0.0000**	**1,948.8245**	**1,948.8245**	**0.4601**		**1,958.4872**

Mitigated Construction Off-Site

	ROG	NOx	CO	SO2	Fugitive PM10	Exhaust PM10	PM10 Total	Fugitive PM2.5	Exhaust PM2.5	PM2.5 Total	Bio- CO2	NBio- CO2	Total CO2	CH4	N2O	CO2e
Category	lb/day										lb/day					
Hauling	0.0822	0.9284	1.0225	3.2400e-003	0.0760	0.0143	0.0904	0.0208	0.0132	0.0340		311.5612	311.5612	2.2600e-003		311.6086
Vendor	0.0000	0.0000	0.0000	0.0000	0.0000	0.0000	0.0000	0.0000	0.0000	0.0000		0.0000	0.0000	0.0000		0.0000
Worker	0.0368	0.0459	0.4220	1.2700e-003	0.1068	7.6000e-004	0.1076	0.0283	7.0000e-004	0.0290		94.5605	94.5605	4.5800e-003		94.6566
Total	**0.1190**	**0.9743**	**1.4444**	**4.5100e-003**	**0.1828**	**0.0151**	**0.1979**	**0.0492**	**0.0139**	**0.0630**		**406.1217**	**406.1217**	**6.8400e-003**		**406.2653**

3.4 Tunnel Excavation - 2019

Unmitigated Construction On-Site

	ROG	NOx	CO	SO2	Fugitive PM10	Exhaust PM10	PM10 Total	Fugitive PM2.5	Exhaust PM2.5	PM2.5 Total	Bio- CO2	NBio- CO2	Total CO2	CH4	N2O	CO2e
Category	lb/day										lb/day					
Fugitive Dust					0.7640	0.0000	0.7640	0.4155	0.0000	0.4155			0.0000			0.0000
Off-Road	1.6520	14.3383	13.5061	0.0196		0.9183	0.9183		0.8674	0.8674		1,910.3818	1,910.3818	0.4480		1,919.7890
Total	**1.6520**	**14.3383**	**13.5061**	**0.0196**	**0.7640**	**0.9183**	**1.6823**	**0.4155**	**0.8674**	**1.2829**		**1,910.3818**	**1,910.3818**	**0.4480**		**1,919.7890**

Unmitigated Construction Off-Site

	ROG	NOx	CO	SO2	Fugitive PM10	Exhaust PM10	PM10 Total	Fugitive PM2.5	Exhaust PM2.5	PM2.5 Total	Bio- CO2	NBio- CO2	Total CO2	CH4	N2O	CO2e
Category	lb/day										lb/day					

Hauling	0.1884	2.1276	2.3432	7.4400e-003	0.6299	0.0328	0.6627	0.1596	0.0302	0.1897		713.9945	713.9945	5.1800e-003		714.1031
Vendor	0.0000	0.0000	0.0000	0.0000	0.0000	0.0000	0.0000	0.0000	0.0000	0.0000		0.0000	0.0000	0.0000		0.0000
Worker	0.0368	0.0459	0.4220	1.2700e-003	0.1068	7.6000e-004	0.1076	0.0283	7.0000e-004	0.0290		94.5605	94.5605	4.5800e-003		94.6566
Total	**0.2252**	**2.1734**	**2.7651**	**8.7100e-003**	**0.7367**	**0.0336**	**0.7703**	**0.1879**	**0.0309**	**0.2188**		**808.5549**	**808.5549**	**9.7600e-003**		**808.7598**

Mitigated Construction On-Site

	ROG	NOx	CO	SO2	Fugitive PM10	Exhaust PM10	PM10 Total	Fugitive PM2.5	Exhaust PM2.5	PM2.5 Total	Bio- CO2	NBio- CO2	Total CO2	CH4	N2O	CO2e
Category	lb/day										lb/day					
Fugitive Dust					0.3438	0.0000	0.3438	0.1870	0.0000	0.1870			0.0000			0.0000
Off-Road	1.6520	14.3383	13.5061	0.0196		0.9183	0.9183		0.8674	0.8674	0.0000	1,910.3818	1,910.3818	0.4480		1,919.7890
Total	**1.6520**	**14.3383**	**13.5061**	**0.0196**	**0.3438**	**0.9183**	**1.2621**	**0.1870**	**0.8674**	**1.0544**	**0.0000**	**1,910.3818**	**1,910.3818**	**0.4480**		**1,919.7890**

Mitigated Construction Off-Site

	ROG	NOx	CO	SO2	Fugitive PM10	Exhaust PM10	PM10 Total	Fugitive PM2.5	Exhaust PM2.5	PM2.5 Total	Bio- CO2	NBio- CO2	Total CO2	CH4	N2O	CO2e
Category	lb/day										lb/day					
Hauling	0.1884	2.1276	2.3432	7.4400e-003	0.6299	0.0328	0.6627	0.1596	0.0302	0.1897		713.9945	713.9945	5.1800e-003		714.1031
Vendor	0.0000	0.0000	0.0000	0.0000	0.0000	0.0000	0.0000	0.0000	0.0000	0.0000		0.0000	0.0000	0.0000		0.0000
Worker	0.0368	0.0459	0.4220	1.2700e-003	0.1068	7.6000e-004	0.1076	0.0283	7.0000e-004	0.0290		94.5605	94.5605	4.5800e-003		94.6566
Total	**0.2252**	**2.1734**	**2.7651**	**8.7100e-003**	**0.7367**	**0.0336**	**0.7703**	**0.1879**	**0.0309**	**0.2188**		**808.5549**	**808.5549**	**9.7600e-003**		**808.7598**

3.4 Tunnel Excavation - 2020

Unmitigated Construction On-Site

	ROG	NOx	CO	SO2	Fugitive PM10	Exhaust PM10	PM10 Total	Fugitive PM2.5	Exhaust PM2.5	PM2.5 Total	Bio- CO2	NBio- CO2	Total CO2	CH4	N2O	CO2e
Category	lb/day										lb/day					
Fugitive Dust					0.7640	0.0000	0.7640	0.4155	0.0000	0.4155			0.0000			0.0000
Off-Road	1.5384	13.2773	13.3934	0.0196		0.8270	0.8270		0.7801	0.7801		1,883.5577	1,883.5577	0.4434		1,892.8685
Total	**1.5384**	**13.2773**	**13.3934**	**0.0196**	**0.7640**	**0.8270**	**1.5910**	**0.4155**	**0.7801**	**1.1956**		**1,883.5577**	**1,883.5577**	**0.4434**		**1,892.8685**

Unmitigated Construction Off-Site

	ROG	NOx	CO	SO2	Fugitive PM10	Exhaust PM10	PM10 Total	Fugitive PM2.5	Exhaust PM2.5	PM2.5 Total	Bio- CO2	NBio- CO2	Total CO2	CH4	N2O	CO2e
Category	lb/day										lb/day					
Hauling	0.1833	1.8274	2.3019	7.4300e-003	0.3337	0.0323	0.3660	0.0869	0.0297	0.1166		697.6698	697.6698	5.1700e-003		697.7784
Vendor	0.0000	0.0000	0.0000	0.0000	0.0000	0.0000	0.0000	0.0000	0.0000	0.0000		0.0000	0.0000	0.0000		0.0000
Worker	0.0348	0.0428	0.3941	1.2700e-003	0.1068	7.6000e-004	0.1076	0.0283	7.0000e-004	0.0290		90.7493	90.7493	4.3500e-003		90.8408
Total	**0.2181**	**1.8702**	**2.6961**	**8.7000e-003**	**0.4405**	**0.0331**	**0.4736**	**0.1152**	**0.0304**	**0.1456**		**788.4191**	**788.4191**	**9.5200e-003**		**788.6191**

Mitigated Construction On-Site

	ROG	NOx	CO	SO2	Fugitive PM10	Exhaust PM10	PM10 Total	Fugitive PM2.5	Exhaust PM2.5	PM2.5 Total	Bio- CO2	NBio- CO2	Total CO2	CH4	N2O	CO2e
Category	lb/day										lb/day					
Fugitive Dust					0.3438	0.0000	0.3438	0.1870	0.0000	0.1870			0.0000			0.0000
Off-Road	1.5384	13.2773	13.3934	0.0196		0.8270	0.8270		0.7801	0.7801	0.0000	1,883.5577	1,883.5577	0.4434		1,892.8685
Total	**1.5384**	**13.2773**	**13.3934**	**0.0196**	**0.3438**	**0.8270**	**1.1708**	**0.1870**	**0.7801**	**0.9671**	**0.0000**	**1,883.5577**	**1,883.5577**	**0.4434**		**1,892.8685**

Mitigated Construction Off-Site

	ROG	NOx	CO	SO2	Fugitive PM10	Exhaust PM10	PM10 Total	Fugitive PM2.5	Exhaust PM2.5	PM2.5 Total	Bio- CO2	NBio- CO2	Total CO2	CH4	N2O	CO2e
Category	lb/day										lb/day					
Hauling	0.1833	1.8274	2.3019	7.4300e-003	0.3337	0.0323	0.3660	0.0869	0.0297	0.1166		697.6698	697.6698	5.1700e-003		697.7784
Vendor	0.0000	0.0000	0.0000	0.0000	0.0000	0.0000	0.0000	0.0000	0.0000	0.0000		0.0000	0.0000	0.0000		0.0000
Worker	0.0348	0.0428	0.3941	1.2700e-003	0.1068	7.6000e-004	0.1076	0.0283	7.0000e-004	0.0290		90.7493	90.7493	4.3500e-003		90.8408
Total	**0.2181**	**1.8702**	**2.6961**	**8.7000e-003**	**0.4405**	**0.0331**	**0.4736**	**0.1152**	**0.0304**	**0.1456**		**788.4191**	**788.4191**	**9.5200e-003**		**788.6191**

3.4 Tunnel Excavation - 2021

Unmitigated Construction On-Site

	ROG	NOx	CO	SO2	Fugitive PM10	Exhaust PM10	PM10 Total	Fugitive PM2.5	Exhaust PM2.5	PM2.5 Total	Bio- CO2	NBio- CO2	Total CO2	CH4	N2O	CO2e
Category	lb/day										lb/day					
Fugitive Dust					0.7640	0.0000	0.7640	0.4155	0.0000	0.4155			0.0000			0.0000

Off-Road	1.4140	12.1066	13.2536	0.0196		0.7268	0.7268		0.6853	0.6853		1,883.6884	1,883.6884	0.4399		1,892.9264
Total	**1.4140**	**12.1066**	**13.2536**	**0.0196**	**0.7640**	**0.7268**	**1.4908**	**0.4155**	**0.6853**	**1.1008**		**1,883.6884**	**1,883.6884**	**0.4399**		**1,892.9264**

Unmitigated Construction Off-Site

	ROG	NOx	CO	SO2	Fugitive PM10	Exhaust PM10	PM10 Total	Fugitive PM2.5	Exhaust PM2.5	PM2.5 Total	Bio- CO2	NBio- CO2	Total CO2	CH4	N2O	CO2e
Category	lb/day										lb/day					
Hauling	0.1770	1.5145	2.2475	7.4100e-003	0.4529	0.0318	0.4847	0.1161	0.0292	0.1454		696.5226	696.5226	5.2300e-003		696.6325
Vendor	0.0000	0.0000	0.0000	0.0000	0.0000	0.0000	0.0000	0.0000	0.0000	0.0000		0.0000	0.0000	0.0000		0.0000
Worker	0.0331	0.0402	0.3734	1.2700e-003	0.1068	7.7000e-004	0.1076	0.0283	7.1000e-004	0.0290		89.2332	89.2332	4.1900e-003		89.3212
Total	**0.2101**	**1.5547**	**2.6208**	**8.6800e-003**	**0.5597**	**0.0326**	**0.5923**	**0.1444**	**0.0300**	**0.1744**		**785.7558**	**785.7558**	**9.4200e-003**		**785.9537**

Mitigated Construction On-Site

	ROG	NOx	CO	SO2	Fugitive PM10	Exhaust PM10	PM10 Total	Fugitive PM2.5	Exhaust PM2.5	PM2.5 Total	Bio- CO2	NBio- CO2	Total CO2	CH4	N2O	CO2e
Category	lb/day										lb/day					
Fugitive Dust					0.3438	0.0000	0.3438	0.1870	0.0000	0.1870			0.0000			0.0000
Off-Road	1.4140	12.1066	13.2536	0.0196		0.7268	0.7268		0.6853	0.6853	0.0000	1,883.6884	1,883.6884	0.4399		1,892.9264
Total	**1.4140**	**12.1066**	**13.2536**	**0.0196**	**0.3438**	**0.7268**	**1.0706**	**0.1870**	**0.6853**	**0.8722**	**0.0000**	**1,883.6884**	**1,883.6884**	**0.4399**		**1,892.9264**

Mitigated Construction Off-Site

	ROG	NOx	CO	SO2	Fugitive PM10	Exhaust PM10	PM10 Total	Fugitive PM2.5	Exhaust PM2.5	PM2.5 Total	Bio- CO2	NBio- CO2	Total CO2	CH4	N2O	CO2e
Category	lb/day										lb/day					
Hauling	0.1770	1.5145	2.2475	7.4100e-003	0.4529	0.0318	0.4847	0.1161	0.0292	0.1454		696.5226	696.5226	5.2300e-003		696.6325
Vendor	0.0000	0.0000	0.0000	0.0000	0.0000	0.0000	0.0000	0.0000	0.0000	0.0000		0.0000	0.0000	0.0000		0.0000
Worker	0.0331	0.0402	0.3734	1.2700e-003	0.1068	7.7000e-004	0.1076	0.0283	7.1000e-004	0.0290		89.2332	89.2332	4.1900e-003		89.3212
Total	**0.2101**	**1.5547**	**2.6208**	**8.6800e-003**	**0.5597**	**0.0326**	**0.5923**	**0.1444**	**0.0300**	**0.1744**		**785.7558**	**785.7558**	**9.4200e-003**		**785.9537**

3.5 Site Prep Portal 2 - 2021

Unmitigated Construction On-Site

	ROG	NOx	CO	SO2	Fugitive PM10	Exhaust PM10	PM10 Total	Fugitive PM2.5	Exhaust PM2.5	PM2.5 Total	Bio- CO2	NBio- CO2	Total CO2	CH4	N2O	CO2e
Category	lb/day										lb/day					
Fugitive Dust					0.0000	0.0000	0.0000	0.0000	0.0000	0.0000			0.0000			0.0000
Off-Road	1.7373	18.5127	13.6284	0.0242		0.8610	0.8610		0.7922	0.7922		2,346.9087	2,346.9087	0.7590		2,362.8485
Total	**1.7373**	**18.5127**	**13.6284**	**0.0242**	**0.0000**	**0.8610**	**0.8610**	**0.0000**	**0.7922**	**0.7922**		**2,346.9087**	**2,346.9087**	**0.7590**		**2,362.8485**

Unmitigated Construction Off-Site

	ROG	NOx	CO	SO2	Fugitive PM10	Exhaust PM10	PM10 Total	Fugitive PM2.5	Exhaust PM2.5	PM2.5 Total	Bio- CO2	NBio- CO2	Total CO2	CH4	N2O	CO2e
Category	lb/day										lb/day					

Hauling	0.0000	0.0000	0.0000	0.0000	0.0000	0.0000	0.0000	0.0000	0.0000	0.0000		0.0000	0.0000	0.0000		0.0000
Vendor	0.0000	0.0000	0.0000	0.0000	0.0000	0.0000	0.0000	0.0000	0.0000	0.0000		0.0000	0.0000	0.0000		0.0000
Worker	0.0204	0.0247	0.2298	7.8000e-004	0.0657	4.7000e-004	0.0662	0.0174	4.4000e-004	0.0179		54.9127	54.9127	2.5800e-003		54.9669
Total	**0.0204**	**0.0247**	**0.2298**	**7.8000e-004**	**0.0657**	**4.7000e-004**	**0.0662**	**0.0174**	**4.4000e-004**	**0.0179**		**54.9127**	**54.9127**	**2.5800e-003**		**54.9669**

Mitigated Construction On-Site

	ROG	NOx	CO	SO2	Fugitive PM10	Exhaust PM10	PM10 Total	Fugitive PM2.5	Exhaust PM2.5	PM2.5 Total	Bio- CO2	NBio- CO2	Total CO2	CH4	N2O	CO2e
Category	lb/day										lb/day					
Fugitive Dust					0.0000	0.0000	0.0000	0.0000	0.0000	0.0000			0.0000			0.0000
Off-Road	1.7373	18.5127	13.6284	0.0242		0.8610	0.8610		0.7922	0.7922	0.0000	2,346.9087	2,346.9087	0.7590		2,362.8485
Total	**1.7373**	**18.5127**	**13.6284**	**0.0242**	**0.0000**	**0.8610**	**0.8610**	**0.0000**	**0.7922**	**0.7922**	**0.0000**	**2,346.9087**	**2,346.9087**	**0.7590**		**2,362.8485**

Mitigated Construction Off-Site

	ROG	NOx	CO	SO2	Fugitive PM10	Exhaust PM10	PM10 Total	Fugitive PM2.5	Exhaust PM2.5	PM2.5 Total	Bio- CO2	NBio- CO2	Total CO2	CH4	N2O	CO2e
Category	lb/day										lb/day					
Hauling	0.0000	0.0000	0.0000	0.0000	0.0000	0.0000	0.0000	0.0000	0.0000	0.0000		0.0000	0.0000	0.0000		0.0000
Vendor	0.0000	0.0000	0.0000	0.0000	0.0000	0.0000	0.0000	0.0000	0.0000	0.0000		0.0000	0.0000	0.0000		0.0000
Worker	0.0204	0.0247	0.2298	7.8000e-004	0.0657	4.7000e-004	0.0662	0.0174	4.4000e-004	0.0179		54.9127	54.9127	2.5800e-003		54.9669
Total	**0.0204**	**0.0247**	**0.2298**	**7.8000e-004**	**0.0657**	**4.7000e-004**	**0.0662**	**0.0174**	**4.4000e-004**	**0.0179**		**54.9127**	**54.9127**	**2.5800e-003**		**54.9669**

3.6 Excavation Portal 2 - 2021

Unmitigated Construction On-Site

	ROG	NOx	CO	SO2	Fugitive PM10	Exhaust PM10	PM10 Total	Fugitive PM2.5	Exhaust PM2.5	PM2.5 Total	Bio- CO2	NBio- CO2	Total CO2	CH4	N2O	CO2e
Category	lb/day										lb/day					
Fugitive Dust					0.7573	0.0000	0.7573	0.4145	0.0000	0.4145			0.0000			0.0000
Off-Road	1.4374	12.3436	13.5361	0.0200		0.7407	0.7407		0.6981	0.6981		1,921.3009	1,921.3009	0.4521		1,930.7943
Total	**1.4374**	**12.3436**	**13.5361**	**0.0200**	**0.7573**	**0.7407**	**1.4980**	**0.4145**	**0.6981**	**1.1126**		**1,921.3009**	**1,921.3009**	**0.4521**		**1,930.7943**

Unmitigated Construction Off-Site

	ROG	NOx	CO	SO2	Fugitive PM10	Exhaust PM10	PM10 Total	Fugitive PM2.5	Exhaust PM2.5	PM2.5 Total	Bio- CO2	NBio- CO2	Total CO2	CH4	N2O	CO2e
Category	lb/day										lb/day					
Hauling	0.0708	0.6058	0.8990	2.9700e-003	0.0697	0.0127	0.0824	0.0191	0.0117	0.0308		278.6091	278.6091	2.0900e-003		278.6530
Vendor	0.0000	0.0000	0.0000	0.0000	0.0000	0.0000	0.0000	0.0000	0.0000	0.0000		0.0000	0.0000	0.0000		0.0000
Worker	0.0331	0.0402	0.3734	1.2700e-003	0.1068	7.7000e-004	0.1076	0.0283	7.1000e-004	0.0290		89.2332	89.2332	4.1900e-003		89.3212
Total	**0.1039**	**0.6460**	**1.2723**	**4.2400e-003**	**0.1765**	**0.0135**	**0.1900**	**0.0474**	**0.0124**	**0.0598**		**367.8423**	**367.8423**	**6.2800e-003**		**367.9742**

Mitigated Construction On-Site

	ROG	NOx	CO	SO2	Fugitive PM10	Exhaust PM10	PM10 Total	Fugitive PM2.5	Exhaust PM2.5	PM2.5 Total	Bio- CO2	NBio- CO2	Total CO2	CH4	N2O	CO2e
Category	lb/day										lb/day					
Fugitive Dust					0.3408	0.0000	0.3408	0.1865	0.0000	0.1865			0.0000			0.0000
Off-Road	1.4374	12.3436	13.5361	0.0200		0.7407	0.7407		0.6981	0.6981	0.0000	1,921.3009	1,921.3009	0.4521		1,930.7943
Total	**1.4374**	**12.3436**	**13.5361**	**0.0200**	**0.3408**	**0.7407**	**1.0815**	**0.1865**	**0.6981**	**0.8846**	**0.0000**	**1,921.3009**	**1,921.3009**	**0.4521**		**1,930.7943**

Mitigated Construction Off-Site

	ROG	NOx	CO	SO2	Fugitive PM10	Exhaust PM10	PM10 Total	Fugitive PM2.5	Exhaust PM2.5	PM2.5 Total	Bio- CO2	NBio- CO2	Total CO2	CH4	N2O	CO2e
Category	lb/day										lb/day					
Hauling	0.0708	0.6058	0.8990	2.9700e-003	0.0697	0.0127	0.0824	0.0191	0.0117	0.0308		278.6091	278.6091	2.0900e-003		278.6530
Vendor	0.0000	0.0000	0.0000	0.0000	0.0000	0.0000	0.0000	0.0000	0.0000	0.0000		0.0000	0.0000	0.0000		0.0000
Worker	0.0331	0.0402	0.3734	1.2700e-003	0.1068	7.7000e-004	0.1076	0.0283	7.1000e-004	0.0290		89.2332	89.2332	4.1900e-003		89.3212
Total	**0.1039**	**0.6460**	**1.2723**	**4.2400e-003**	**0.1765**	**0.0135**	**0.1900**	**0.0474**	**0.0124**	**0.0598**		**367.8423**	**367.8423**	**6.2800e-003**		**367.9742**

3.7 Pipeline Connection - 2021

Unmitigated Construction On-Site

	ROG	NOx	CO	SO2	Fugitive PM10	Exhaust PM10	PM10 Total	Fugitive PM2.5	Exhaust PM2.5	PM2.5 Total	Bio- CO2	NBio- CO2	Total CO2	CH4	N2O	CO2e
Category	lb/day										lb/day					
Fugitive Dust					0.0000	0.0000	0.0000	0.0000	0.0000	0.0000			0.0000			0.0000

Off-Road	0.8424	7.7581	7.8053	0.0101		0.5339	0.5339		0.4912	0.4912		980.7991	980.7991	0.3172		987.4605
Total	**0.8424**	**7.7581**	**7.8053**	**0.0101**	**0.0000**	**0.5339**	**0.5339**	**0.0000**	**0.4912**	**0.4912**		**980.7991**	**980.7991**	**0.3172**		**987.4605**

Unmitigated Construction Off-Site

	ROG	NOx	CO	SO2	Fugitive PM10	Exhaust PM10	PM10 Total	Fugitive PM2.5	Exhaust PM2.5	PM2.5 Total	Bio- CO2	NBio- CO2	Total CO2	CH4	N2O	CO2e
Category	lb/day										lb/day					
Hauling	0.0000	0.0000	0.0000	0.0000	0.0000	0.0000	0.0000	0.0000	0.0000	0.0000		0.0000	0.0000	0.0000		0.0000
Vendor	0.0000	0.0000	0.0000	0.0000	0.0000	0.0000	0.0000	0.0000	0.0000	0.0000		0.0000	0.0000	0.0000		0.0000
Worker	0.0255	0.0309	0.2872	9.8000e-004	0.0822	5.9000e-004	0.0827	0.0218	5.5000e-004	0.0223		68.6409	68.6409	3.2200e-003		68.7086
Total	**0.0255**	**0.0309**	**0.2872**	**9.8000e-004**	**0.0822**	**5.9000e-004**	**0.0827**	**0.0218**	**5.5000e-004**	**0.0223**		**68.6409**	**68.6409**	**3.2200e-003**		**68.7086**

Mitigated Construction On-Site

	ROG	NOx	CO	SO2	Fugitive PM10	Exhaust PM10	PM10 Total	Fugitive PM2.5	Exhaust PM2.5	PM2.5 Total	Bio- CO2	NBio- CO2	Total CO2	CH4	N2O	CO2e
Category	lb/day										lb/day					
Fugitive Dust					0.0000	0.0000	0.0000	0.0000	0.0000	0.0000			0.0000			0.0000
Off-Road	0.8424	7.7581	7.8053	0.0101		0.5339	0.5339		0.4912	0.4912	0.0000	980.7991	980.7991	0.3172		987.4605
Total	**0.8424**	**7.7581**	**7.8053**	**0.0101**	**0.0000**	**0.5339**	**0.5339**	**0.0000**	**0.4912**	**0.4912**	**0.0000**	**980.7991**	**980.7991**	**0.3172**		**987.4605**

Mitigated Construction Off-Site

	ROG	NOx	CO	SO2	Fugitive PM10	Exhaust PM10	PM10 Total	Fugitive PM2.5	Exhaust PM2.5	PM2.5 Total	Bio- CO2	NBio- CO2	Total CO2	CH4	N2O	CO2e
Category	lb/day										lb/day					
Hauling	0.0000	0.0000	0.0000	0.0000	0.0000	0.0000	0.0000	0.0000	0.0000	0.0000		0.0000	0.0000	0.0000		0.0000
Vendor	0.0000	0.0000	0.0000	0.0000	0.0000	0.0000	0.0000	0.0000	0.0000	0.0000		0.0000	0.0000	0.0000		0.0000
Worker	0.0255	0.0309	0.2872	9.8000e-004	0.0822	5.9000e-004	0.0827	0.0218	5.5000e-004	0.0223		68.6409	68.6409	3.2200e-003		68.7086
Total	**0.0255**	**0.0309**	**0.2872**	**9.8000e-004**	**0.0822**	**5.9000e-004**	**0.0827**	**0.0218**	**5.5000e-004**	**0.0223**		**68.6409**	**68.6409**	**3.2200e-003**		**68.7086**

3.8 Site Restoration - 2021

Unmitigated Construction On-Site

	ROG	NOx	CO	SO2	Fugitive PM10	Exhaust PM10	PM10 Total	Fugitive PM2.5	Exhaust PM2.5	PM2.5 Total	Bio- CO2	NBio- CO2	Total CO2	CH4	N2O	CO2e
Category	lb/day										lb/day					
Fugitive Dust					0.0000	0.0000	0.0000	0.0000	0.0000	0.0000			0.0000			0.0000
Off-Road	0.1873	1.8958	2.2602	3.1100e-003		0.1118	0.1118		0.1028	0.1028		300.9001	300.9001	0.0973		302.9437
Total	**0.1873**	**1.8958**	**2.2602**	**3.1100e-003**	**0.0000**	**0.1118**	**0.1118**	**0.0000**	**0.1028**	**0.1028**		**300.9001**	**300.9001**	**0.0973**		**302.9437**

Unmitigated Construction Off-Site

	ROG	NOx	CO	SO2	Fugitive PM10	Exhaust PM10	PM10 Total	Fugitive PM2.5	Exhaust PM2.5	PM2.5 Total	Bio- CO2	NBio- CO2	Total CO2	CH4	N2O	CO2e
Category	lb/day										lb/day					

Hauling	0.0000	0.0000	0.0000	0.0000	0.0000	0.0000	0.0000	0.0000	0.0000	0.0000		0.0000	0.0000	0.0000		0.0000
Vendor	0.0000	0.0000	0.0000	0.0000	0.0000	0.0000	0.0000	0.0000	0.0000	0.0000		0.0000	0.0000	0.0000		0.0000
Worker	7.6500e-003	9.2800e-003	0.0862	2.9000e-004	0.0246	1.8000e-004	0.0248	6.5400e-003	1.6000e-004	6.7000e-003		20.5923	20.5923	9.7000e-004		20.6126
Total	**7.6500e-003**	**9.2800e-003**	**0.0862**	**2.9000e-004**	**0.0246**	**1.8000e-004**	**0.0248**	**6.5400e-003**	**1.6000e-004**	**6.7000e-003**		**20.5923**	**20.5923**	**9.7000e-004**		**20.6126**

Mitigated Construction On-Site

	ROG	NOx	CO	SO2	Fugitive PM10	Exhaust PM10	PM10 Total	Fugitive PM2.5	Exhaust PM2.5	PM2.5 Total	Bio- CO2	NBio- CO2	Total CO2	CH4	N2O	CO2e
Category	lb/day										lb/day					
Fugitive Dust					0.0000	0.0000	0.0000	0.0000	0.0000	0.0000			0.0000			0.0000
Off-Road	0.1873	1.8958	2.2602	3.1100e-003		0.1118	0.1118		0.1028	0.1028	0.0000	300.9001	300.9001	0.0973		302.9437
Total	**0.1873**	**1.8958**	**2.2602**	**3.1100e-003**	**0.0000**	**0.1118**	**0.1118**	**0.0000**	**0.1028**	**0.1028**	**0.0000**	**300.9001**	**300.9001**	**0.0973**		**302.9437**

Mitigated Construction Off-Site

	ROG	NOx	CO	SO2	Fugitive PM10	Exhaust PM10	PM10 Total	Fugitive PM2.5	Exhaust PM2.5	PM2.5 Total	Bio- CO2	NBio- CO2	Total CO2	CH4	N2O	CO2e
Category	lb/day										lb/day					
Hauling	0.0000	0.0000	0.0000	0.0000	0.0000	0.0000	0.0000	0.0000	0.0000	0.0000		0.0000	0.0000	0.0000		0.0000
Vendor	0.0000	0.0000	0.0000	0.0000	0.0000	0.0000	0.0000	0.0000	0.0000	0.0000		0.0000	0.0000	0.0000		0.0000
Worker	7.6500e-003	9.2800e-003	0.0862	2.9000e-004	0.0246	1.8000e-004	0.0248	6.5400e-003	1.6000e-004	6.7000e-003		20.5923	20.5923	9.7000e-004		20.6126
Total	**7.6500e-003**	**9.2800e-003**	**0.0862**	**2.9000e-004**	**0.0246**	**1.8000e-004**	**0.0248**	**6.5400e-003**	**1.6000e-004**	**6.7000e-003**		**20.5923**	**20.5923**	**9.7000e-004**		**20.6126**

4.0 Operational Detail - Mobile

4.1 Mitigation Measures Mobile

	ROG	NOx	CO	SO2	Fugitive PM10	Exhaust PM10	PM10 Total	Fugitive PM2.5	Exhaust PM2.5	PM2.5 Total	Bio- CO2	NBio- CO2	Total CO2	CH4	N2O	CO2e
Category	lb/day										lb/day					
Mitigated	0.0000	0.0000	0.0000	0.0000	0.0000	0.0000	0.0000	0.0000	0.0000	0.0000		0.0000	0.0000	0.0000		0.0000
Unmitigated	0.0000	0.0000	0.0000	0.0000	0.0000	0.0000	0.0000	0.0000	0.0000	0.0000		0.0000	0.0000	0.0000		0.0000

4.2 Trip Summary Information

	Average Daily Trip Rate			Unmitigated	Mitigated
Land Use	Weekday	Saturday	Sunday	Annual VMT	Annual VMT
User Defined Industrial	0.00	0.00	0.00		
Total	0.00	0.00	0.00		

4.3 Trip Type Information

	Miles			Trip %			Trip Purpose %		
Land Use	H-W or C-W	H-S or C-C	H-O or C-NW	H-W or C-W	H-S or C-C	H-O or C-NW	Primary	Diverted	Pass-by
User Defined Industrial	9.50	7.30	7.30	0.00	0.00	0.00	0	0	0

LDA	LDT1	LDT2	MDV	LHD1	LHD2	MHD	HHD	OBUS	UBUS	MCY	SBUS	MH
0.512460	0.073465	0.191476	0.131038	0.036090	0.005150	0.012567	0.023297	0.001873	0.002046	0.006532	0.000565	0.003442

5.0 Energy Detail

4.4 Fleet Mix

Historical Energy Use: N

5.1 Mitigation Measures Energy

	ROG	NOx	CO	SO2	Fugitive PM10	Exhaust PM10	PM10 Total	Fugitive PM2.5	Exhaust PM2.5	PM2.5 Total	Bio- CO2	NBio- CO2	Total CO2	CH4	N2O	CO2e
Category	lb/day										lb/day					
NaturalGas Mitigated	0.0000	0.0000	0.0000	0.0000		0.0000	0.0000		0.0000	0.0000		0.0000	0.0000	0.0000	0.0000	0.0000
NaturalGas Unmitigated	0.0000	0.0000	0.0000	0.0000		0.0000	0.0000		0.0000	0.0000		0.0000	0.0000	0.0000	0.0000	0.0000

5.2 Energy by Land Use - NaturalGas

Unmitigated

	NaturalGas Use	ROG	NOx	CO	SO2	Fugitive PM10	Exhaust PM10	PM10 Total	Fugitive PM2.5	Exhaust PM2.5	PM2.5 Total	Bio- CO2	NBio- CO2	Total CO2	CH4	N2O	CO2e
Land Use	kBTU/yr	lb/day										lb/day					
User Defined Industrial	0	0.0000	0.0000	0.0000	0.0000		0.0000	0.0000		0.0000	0.0000		0.0000	0.0000	0.0000	0.0000	0.0000
Total		**0.0000**	**0.0000**	**0.0000**	**0.0000**		**0.0000**	**0.0000**		**0.0000**	**0.0000**		**0.0000**	**0.0000**	**0.0000**	**0.0000**	**0.0000**

Mitigated

	NaturalGas Use	ROG	NOx	CO	SO2	Fugitive PM10	Exhaust PM10	PM10 Total	Fugitive PM2.5	Exhaust PM2.5	PM2.5 Total	Bio- CO2	NBio- CO2	Total CO2	CH4	N2O	CO2e
Land Use	kBTU/yr	lb/day										lb/day					
User Defined Industrial	0	0.0000	0.0000	0.0000	0.0000		0.0000	0.0000		0.0000	0.0000		0.0000	0.0000	0.0000	0.0000	0.0000
Total		**0.0000**	**0.0000**	**0.0000**	**0.0000**		**0.0000**	**0.0000**		**0.0000**	**0.0000**		**0.0000**	**0.0000**	**0.0000**	**0.0000**	**0.0000**

6.0 Area Detail

6.1 Mitigation Measures Area

	ROG	NOx	CO	SO2	Fugitive PM10	Exhaust PM10	PM10 Total	Fugitive PM2.5	Exhaust PM2.5	PM2.5 Total	Bio- CO2	NBio- CO2	Total CO2	CH4	N2O	CO2e
Category	lb/day										lb/day					
Mitigated	1.0000e-005	0.0000	1.0000e-004	0.0000		0.0000	0.0000		0.0000	0.0000		2.2000e-004	2.2000e-004	0.0000		2.3000e-004
Unmitigated	1.0000e-005	0.0000	1.0000e-004	0.0000		0.0000	0.0000		0.0000	0.0000		2.2000e-004	2.2000e-004	0.0000		2.3000e-004

6.2 Area by SubCategory

Unmitigated

	ROG	NOx	CO	SO2	Fugitive PM10	Exhaust PM10	PM10 Total	Fugitive PM2.5	Exhaust PM2.5	PM2.5 Total	Bio- CO2	NBio- CO2	Total CO2	CH4	N2O	CO2e
SubCategory	lb/day										lb/day					
Architectural Coating	0.0000					0.0000	0.0000		0.0000	0.0000			0.0000			0.0000

Consumer Products	0.0000					0.0000	0.0000		0.0000	0.0000			0.0000			0.0000
Landscaping	1.0000e-005	0.0000	1.0000e-004	0.0000		0.0000	0.0000		0.0000	0.0000		2.2000e-004	2.2000e-004	0.0000		2.3000e-004
Total	**1.0000e-005**	**0.0000**	**1.0000e-004**	**0.0000**		**0.0000**	**0.0000**		**0.0000**	**0.0000**		**2.2000e-004**	**2.2000e-004**	**0.0000**		**2.3000e-004**

Mitigated

	ROG	NOx	CO	SO2	Fugitive PM10	Exhaust PM10	PM10 Total	Fugitive PM2.5	Exhaust PM2.5	PM2.5 Total	Bio- CO2	NBio- CO2	Total CO2	CH4	N2O	CO2e
SubCategory	lb/day										lb/day					
Consumer Products	0.0000					0.0000	0.0000		0.0000	0.0000			0.0000			0.0000
Landscaping	1.0000e-005	0.0000	1.0000e-004	0.0000		0.0000	0.0000		0.0000	0.0000		2.2000e-004	2.2000e-004	0.0000		2.3000e-004
Architectural Coating	0.0000					0.0000	0.0000		0.0000	0.0000			0.0000			0.0000
Total	**1.0000e-005**	**0.0000**	**1.0000e-004**	**0.0000**		**0.0000**	**0.0000**		**0.0000**	**0.0000**		**2.2000e-004**	**2.2000e-004**	**0.0000**		**2.3000e-004**

7.0 Water Detail

7.1 Mitigation Measures Water

8.0 Waste Detail

8.1 Mitigation Measures Waste

9.0 Operational Offroad

Equipment Type	Number	Hours/Day	Days/Year	Horse Power	Load Factor	Fuel Type

10.0 Vegetation

WW Force Main and Brine Pipeline

San Diego Air Basin, Winter

1.0 Project Characteristics

1.1 Land Usage

Land Uses	Size	Metric	Lot Acreage	Floor Surface Area	Population
User Defined Industrial	1.00	User Defined Unit	0.00	0.00	0

1.2 Other Project Characteristics

Urbanization	Urban	**Wind Speed (m/s)**	2.6	**Precipitation Freq (Days)**	40
Climate Zone	13			**Operational Year**	2021
Utility Company	San Diego Gas & Electric				
CO2 Intensity (lb/MWhr)	720.49	**CH4 Intensity (lb/MWhr)**	0.029	**N2O Intensity (lb/MWhr)**	0.006

1.3 User Entered Comments & Non-Default Data

Project Characteristics -

Land Use -

Construction Phase - modified

Off-road Equipment - modified

Off-road Equipment - modified

Off-road Equipment - modified

Off-road Equipment - modified

Off-road Equipment - modified

Off-road Equipment - modified

Off-road Equipment - modified

Trips and VMT - modified

Grading -

Construction Off-road Equipment Mitigation -

Table Name	Column Name	Default Value	New Value
tblConstructionPhase	NumDays	0.00	490.00
tblConstructionPhase	NumDays	0.00	501.00
tblConstructionPhase	NumDays	0.00	10.00
tblConstructionPhase	NumDays	0.00	10.00
tblConstructionPhase	NumDays	0.00	10.00
tblConstructionPhase	NumDays	0.00	22.00
tblConstructionPhase	PhaseEndDate	3/1/2023	4/14/2021
tblConstructionPhase	PhaseEndDate	4/28/2021	11/28/2019
tblConstructionPhase	PhaseEndDate	12/12/2019	5/28/2020
tblConstructionPhase	PhaseEndDate	6/11/2020	11/28/2020
tblConstructionPhase	PhaseEndDate	12/29/2020	5/15/2021
tblConstructionPhase	PhaseStartDate	4/15/2021	5/30/2019
tblConstructionPhase	PhaseStartDate	4/15/2021	11/15/2019
tblConstructionPhase	PhaseStartDate	11/29/2019	5/15/2020
tblConstructionPhase	PhaseStartDate	5/29/2020	11/15/2020
tblConstructionPhase	PhaseStartDate	11/29/2020	4/15/2021
tblGrading	MaterialExported	0.00	40,080.00
tblOffRoadEquipment	OffRoadEquipmentType		Trenchers
tblOffRoadEquipment	OffRoadEquipmentUnitAmount	4.00	0.00
tblOffRoadEquipment	OffRoadEquipmentUnitAmount	4.00	0.00
tblOffRoadEquipment	OffRoadEquipmentUnitAmount	4.00	0.00
tblOffRoadEquipment	OffRoadEquipmentUnitAmount	4.00	0.00
tblOffRoadEquipment	OffRoadEquipmentUnitAmount	1.00	0.00
tblOffRoadEquipment	OffRoadEquipmentUnitAmount	1.00	2.00
tblOffRoadEquipment	OffRoadEquipmentUnitAmount	1.00	2.00
tblOffRoadEquipment	OffRoadEquipmentUnitAmount	1.00	2.00
tblOffRoadEquipment	OffRoadEquipmentUnitAmount	1.00	2.00

tblOffRoadEquipment	OffRoadEquipmentUnitAmount	1.00	2.00
tblOffRoadEquipment	OffRoadEquipmentUnitAmount	1.00	2.00
tblOffRoadEquipment	OffRoadEquipmentUnitAmount	1.00	2.00
tblOffRoadEquipment	OffRoadEquipmentUnitAmount	1.00	2.00
tblOffRoadEquipment	OffRoadEquipmentUnitAmount	1.00	2.00
tblOffRoadEquipment	OffRoadEquipmentUnitAmount	1.00	2.00
tblOffRoadEquipment	OffRoadEquipmentUnitAmount	2.00	4.00
tblOffRoadEquipment	OffRoadEquipmentUnitAmount	1.00	0.00
tblOffRoadEquipment	OffRoadEquipmentUnitAmount	1.00	0.00
tblOffRoadEquipment	OffRoadEquipmentUnitAmount	1.00	0.00
tblOffRoadEquipment	OffRoadEquipmentUnitAmount	1.00	0.00
tblOffRoadEquipment	UsageHours	7.00	8.00
tblOffRoadEquipment	UsageHours	7.00	8.00
tblOffRoadEquipment	UsageHours	7.00	8.00
tblOffRoadEquipment	UsageHours	7.00	8.00
tblOffRoadEquipment	UsageHours	7.00	8.00
tblOffRoadEquipment	UsageHours	7.00	8.00
tblOffRoadEquipment	UsageHours	7.00	8.00
tblOffRoadEquipment	UsageHours	7.00	8.00
tblOffRoadEquipment	UsageHours	1.00	8.00
tblOffRoadEquipment	UsageHours	6.00	8.00
tblOffRoadEquipment	UsageHours	7.00	8.00
tblProjectCharacteristics	OperationalYear	2014	2021
tblTripsAndVMT	VendorTripNumber	0.00	4.00
tblTripsAndVMT	WorkerTripNumber	0.00	15.00

2.0 Emissions Summary

2.1 Overall Construction (Maximum Daily Emission)

Unmitigated Construction

	ROG	NOx	CO	SO2	Fugitive PM10	Exhaust PM10	PM10 Total	Fugitive PM2.5	Exhaust PM2.5	PM2.5 Total	Bio- CO2	NBio- CO2	Total CO2	CH4	N2O	CO2e
Year	lb/day										lb/day					
2019	7.4224	75.2241	66.0340	0.0979	12.9773	4.0914	17.0686	6.8634	3.7641	10.6275	0.0000	9,541.3624	9,541.3624	2.6631	0.0000	9,597.2874
2020	6.9017	68.9187	64.3226	0.0979	12.8286	3.6946	16.5232	6.8269	3.3990	10.2259	0.0000	9,325.6658	9,325.6658	2.6621	0.0000	9,381.5706
2021	5.0604	49.6264	47.7275	0.0741	13.3477	2.5987	15.9464	6.9519	2.3908	9.3427	0.0000	7,052.5911	7,052.5911	1.9573	0.0000	7,093.6943
Total	**19.3844**	**193.7692**	**178.0842**	**0.2700**	**39.1536**	**10.3847**	**49.5383**	**20.6421**	**9.5539**	**30.1961**	**0.0000**	**25,919.6193**	**25,919.6193**	**7.2825**	**0.0000**	**26,072.5523**

Mitigated Construction

	ROG	NOx	CO	SO2	Fugitive PM10	Exhaust PM10	PM10 Total	Fugitive PM2.5	Exhaust PM2.5	PM2.5 Total	Bio- CO2	NBio- CO2	Total CO2	CH4	N2O	CO2e
Year	lb/day										lb/day					
2019	7.4224	75.2241	66.0340	0.0979	12.9773	4.0914	17.0686	6.8634	3.7641	10.6275	0.0000	9,541.3624	9,541.3624	2.6631	0.0000	9,597.2874
2020	6.9017	68.9187	64.3226	0.0979	12.8286	3.6946	16.5232	6.8269	3.3990	10.2259	0.0000	9,325.6658	9,325.6658	2.6621	0.0000	9,381.5706
2021	5.0604	49.6264	47.7275	0.0741	13.3477	2.5987	15.9464	6.9519	2.3908	9.3427	0.0000	7,052.5911	7,052.5911	1.9573	0.0000	7,093.6943
Total	**19.3844**	**193.7692**	**178.0842**	**0.2700**	**39.1536**	**10.3847**	**49.5383**	**20.6421**	**9.5539**	**30.1961**	**0.0000**	**25,919.6192**	**25,919.6192**	**7.2825**	**0.0000**	**26,072.5523**

	ROG	**NOx**	**CO**	**SO2**	**Fugitive PM10**	**Exhaust PM10**	**PM10 Total**	**Fugitive PM2.5**	**Exhaust PM2.5**	**PM2.5 Total**	**Bio- CO2**	**NBio-CO2**	**Total CO2**	**CH4**	**N20**	**CO2e**
Percent Reduction	**0.00**	**0.00**	**0.00**	**0.00**	**0.00**	**0.00**	**0.00**	**0.00**	**0.00**	**0.00**	**0.00**	**0.00**	**0.00**	**0.00**	**0.00**	**0.00**

2.2 Overall Operational

Unmitigated Operational

	ROG	NOx	CO	SO2	Fugitive PM10	Exhaust PM10	PM10 Total	Fugitive PM2.5	Exhaust PM2.5	PM2.5 Total	Bio- CO2	NBio- CO2	Total CO2	CH4	N2O	CO2e
Category	lb/day										lb/day					
Area	1.0000e-005	0.0000	1.0000e-004	0.0000		0.0000	0.0000		0.0000	0.0000		2.2000e-004	2.2000e-004	0.0000		2.3000e-004
Energy	0.0000	0.0000	0.0000	0.0000		0.0000	0.0000		0.0000	0.0000		0.0000	0.0000	0.0000	0.0000	0.0000
Mobile	0.0000	0.0000	0.0000	0.0000	0.0000	0.0000	0.0000	0.0000	0.0000	0.0000		0.0000	0.0000	0.0000		0.0000
Total	**1.0000e-005**	**0.0000**	**1.0000e-004**	**0.0000**	**0.0000**	**0.0000**	**0.0000**	**0.0000**	**0.0000**	**0.0000**		**2.2000e-004**	**2.2000e-004**	**0.0000**	**0.0000**	**2.3000e-004**

Mitigated Operational

	ROG	NOx	CO	SO2	Fugitive PM10	Exhaust PM10	PM10 Total	Fugitive PM2.5	Exhaust PM2.5	PM2.5 Total	Bio- CO2	NBio- CO2	Total CO2	CH4	N2O	CO2e
Category	lb/day										lb/day					
Area	1.0000e-005	0.0000	1.0000e-004	0.0000		0.0000	0.0000		0.0000	0.0000		2.2000e-004	2.2000e-004	0.0000		2.3000e-004
Energy	0.0000	0.0000	0.0000	0.0000		0.0000	0.0000		0.0000	0.0000		0.0000	0.0000	0.0000	0.0000	0.0000
Mobile	0.0000	0.0000	0.0000	0.0000	0.0000	0.0000	0.0000	0.0000	0.0000	0.0000		0.0000	0.0000	0.0000		0.0000
Total	**1.0000e-005**	**0.0000**	**1.0000e-004**	**0.0000**	**0.0000**	**0.0000**	**0.0000**	**0.0000**	**0.0000**	**0.0000**		**2.2000e-004**	**2.2000e-004**	**0.0000**	**0.0000**	**2.3000e-004**

	ROG	**NOx**	**CO**	**SO2**	**Fugitive PM10**	**Exhaust PM10**	**PM10 Total**	**Fugitive PM2.5**	**Exhaust PM2.5**	**PM2.5 Total**	**Bio- CO2**	**NBio-CO2**	**Total CO2**	**CH4**	**N20**	**CO2e**
Percent Reduction	**0.00**	**0.00**	**0.00**	**0.00**	**0.00**	**0.00**	**0.00**	**0.00**	**0.00**	**0.00**	**0.00**	**0.00**	**0.00**	**0.00**	**0.00**	**0.00**

3.0 Construction Detail

Construction Phase

Phase Number	Phase Name	Phase Type	Start Date	End Date	Num Days Week	Num Days	Phase Description
1	Trenching	Grading	5/15/2019	4/14/2021	5	501	
2	Installation	Building Construction	5/30/2019	4/14/2021	5	490	
3	Paving 1	Paving	11/15/2019	11/28/2019	5	10	
4	Paving 2	Paving	5/15/2020	5/28/2020	5	10	
5	Paving 3	Paving	11/15/2020	11/28/2020	5	10	
6	Final Paving	Paving	4/15/2021	5/15/2021	5	22	

Acres of Grading (Site Preparation Phase): 0

Acres of Grading (Grading Phase): 0

Acres of Paving: 0

Residential Indoor: 0; Residential Outdoor: 0; Non-Residential Indoor: 0; Non-Residential Outdoor: 0 (Architectural Coating – sqft)

OffRoad Equipment

Phase Name	Offroad Equipment Type	Amount	Usage Hours	Horse Power	Load Factor
Trenching	Trenchers	2	8.00	80	0.50
Trenching	Concrete/Industrial Saws	0	8.00	81	0.73
Trenching	Excavators	2	8.00	162	0.38
Trenching	Rubber Tired Dozers	2	8.00	255	0.40
Trenching	Tractors/Loaders/Backhoes	4	8.00	97	0.37
Installation	Cranes	2	4.00	226	0.29
Installation	Forklifts	2	6.00	89	0.20
Installation	Tractors/Loaders/Backhoes	2	8.00	97	0.37
Paving 1	Cement and Mortar Mixers	0	6.00	9	0.56
Paving 1	Pavers	2	8.00	125	0.42
Paving 1	Paving Equipment	2	8.00	130	0.36
Paving 1	Rollers	2	8.00	80	0.38
Paving 1	Tractors/Loaders/Backhoes	0	7.00	97	0.37
Paving 2	Cement and Mortar Mixers	0	6.00	9	0.56

Paving 2	Pavers	2	8.00	125	0.42
Paving 2	Paving Equipment	2	8.00	130	0.36
Paving 2	Rollers	2	8.00	80	0.38
Paving 2	Tractors/Loaders/Backhoes	0	8.00	97	0.37
Paving 3	Cement and Mortar Mixers	0	6.00	9	0.56
Paving 3	Pavers	2	8.00	125	0.42
Paving 3	Paving Equipment	2	8.00	130	0.36
Paving 3	Rollers	2	8.00	80	0.38
Paving 3	Tractors/Loaders/Backhoes	0	7.00	97	0.37
Final Paving	Cement and Mortar Mixers	0	6.00	9	0.56
Final Paving	Pavers	2	8.00	125	0.42
Final Paving	Paving Equipment	2	8.00	130	0.36
Final Paving	Rollers	2	8.00	80	0.38
Final Paving	Tractors/Loaders/Backhoes	0	7.00	97	0.37

Trips and VMT

Phase Name	Offroad Equipment Count	Worker Trip Number	Vendor Trip Number	Hauling Trip Number	Worker Trip Length	Vendor Trip Length	Hauling Trip Length	Worker Vehicle Class	Vendor Vehicle Class	Hauling Vehicle Class
Trenching	10	25.00	0.00	5,010.00	10.80	7.30	20.00	LD_Mix	HDT_Mix	HHDT
Installation	6	15.00	4.00	0.00	10.80	7.30	20.00	LD_Mix	HDT_Mix	HHDT
Paving 1	6	15.00	0.00	0.00	10.80	7.30	20.00	LD_Mix	HDT_Mix	HHDT
Paving 2	6	15.00	0.00	0.00	10.80	7.30	20.00	LD_Mix	HDT_Mix	HHDT
Paving 3	6	15.00	0.00	0.00	10.80	7.30	20.00	LD_Mix	HDT_Mix	HHDT
Final Paving	6	15.00	0.00	0.00	10.80	7.30	20.00	LD_Mix	HDT_Mix	HHDT

3.1 Mitigation Measures Construction

Clean Paved Roads

3.2 Trenching - 2019

Unmitigated Construction On-Site

	ROG	NOx	CO	SO2	Fugitive PM10	Exhaust PM10	PM10 Total	Fugitive PM2.5	Exhaust PM2.5	PM2.5 Total	Bio- CO2	NBio- CO2	Total CO2	CH4	N2O	CO2e
Category	lb/day										lb/day					
Fugitive Dust					12.0554	0.0000	12.0554	6.6222	0.0000	6.6222			0.0000			0.0000
Off-Road	4.4152	44.9880	38.3812	0.0477		2.5144	2.5144		2.3133	2.3133		4,727.4968	4,727.4968	1.4957		4,758.9071
Total	**4.4152**	**44.9880**	**38.3812**	**0.0477**	**12.0554**	**2.5144**	**14.5698**	**6.6222**	**2.3133**	**8.9354**		**4,727.4968**	**4,727.4968**	**1.4957**		**4,758.9071**

Unmitigated Construction Off-Site

	ROG	NOx	CO	SO2	Fugitive PM10	Exhaust PM10	PM10 Total	Fugitive PM2.5	Exhaust PM2.5	PM2.5 Total	Bio- CO2	NBio- CO2	Total CO2	CH4	N2O	CO2e
Category	lb/day										lb/day					
Hauling	0.1884	2.1276	2.3432	7.4400e-003	0.4435	0.0328	0.4763	0.1138	0.0302	0.1440		713.9945	713.9945	5.1800e-003		714.1031
Vendor	0.0000	0.0000	0.0000	0.0000	0.0000	0.0000	0.0000	0.0000	0.0000	0.0000		0.0000	0.0000	0.0000		0.0000
Worker	0.0708	0.0882	0.8115	2.4400e-003	0.2054	1.4500e-003	0.2068	0.0545	1.3500e-003	0.0558		181.8470	181.8470	8.8100e-003		182.0320
Total	**0.2592**	**2.2158**	**3.1546**	**9.8800e-003**	**0.6489**	**0.0343**	**0.6831**	**0.1683**	**0.0315**	**0.1998**		**895.8415**	**895.8415**	**0.0140**		**896.1351**

Mitigated Construction On-Site

	ROG	NOx	CO	SO2	Fugitive PM10	Exhaust PM10	PM10 Total	Fugitive PM2.5	Exhaust PM2.5	PM2.5 Total	Bio- CO2	NBio- CO2	Total CO2	CH4	N2O	CO2e
Category	lb/day										lb/day					

Fugitive Dust					12.0554	0.0000	12.0554	6.6222	0.0000	6.6222			0.0000			0.0000
Off-Road	4.4152	44.9880	38.3812	0.0477		2.5144	2.5144		2.3133	2.3133	0.0000	4,727.4968	4,727.4968	1.4957		4,758.9071
Total	**4.4152**	**44.9880**	**38.3812**	**0.0477**	**12.0554**	**2.5144**	**14.5698**	**6.6222**	**2.3133**	**8.9354**	**0.0000**	**4,727.4968**	**4,727.4968**	**1.4957**		**4,758.9071**

Mitigated Construction Off-Site

	ROG	NOx	CO	SO2	Fugitive PM10	Exhaust PM10	PM10 Total	Fugitive PM2.5	Exhaust PM2.5	PM2.5 Total	Bio- CO2	NBio- CO2	Total CO2	CH4	N2O	CO2e
Category	lb/day										lb/day					
Hauling	0.1884	2.1276	2.3432	7.4400e-003	0.4435	0.0328	0.4763	0.1138	0.0302	0.1440		713.9945	713.9945	5.1800e-003		714.1031
Vendor	0.0000	0.0000	0.0000	0.0000	0.0000	0.0000	0.0000	0.0000	0.0000	0.0000		0.0000	0.0000	0.0000		0.0000
Worker	0.0708	0.0882	0.8115	2.4400e-003	0.2054	1.4500e-003	0.2068	0.0545	1.3500e-003	0.0558		181.8470	181.8470	8.8100e-003		182.0320
Total	**0.2592**	**2.2158**	**3.1546**	**9.8800e-003**	**0.6489**	**0.0343**	**0.6831**	**0.1683**	**0.0315**	**0.1998**		**895.8415**	**895.8415**	**0.0140**		**896.1351**

3.2 Trenching - 2020

Unmitigated Construction On-Site

	ROG	NOx	CO	SO2	Fugitive PM10	Exhaust PM10	PM10 Total	Fugitive PM2.5	Exhaust PM2.5	PM2.5 Total	Bio- CO2	NBio- CO2	Total CO2	CH4	N2O	CO2e
Category	lb/day										lb/day					
Fugitive Dust					12.0554	0.0000	12.0554	6.6222	0.0000	6.6222			0.0000			0.0000
Off-Road	4.1261	41.4514	37.0994	0.0477		2.2875	2.2875		2.1045	2.1045		4,625.1555	4,625.1555	1.4959		4,656.5687
Total	**4.1261**	**41.4514**	**37.0994**	**0.0477**	**12.0554**	**2.2875**	**14.3429**	**6.6222**	**2.1045**	**8.7266**		**4,625.1555**	**4,625.1555**	**1.4959**		**4,656.5687**

Unmitigated Construction Off-Site

	ROG	NOx	CO	SO2	Fugitive PM10	Exhaust PM10	PM10 Total	Fugitive PM2.5	Exhaust PM2.5	PM2.5 Total	Bio- CO2	NBio- CO2	Total CO2	CH4	N2O	CO2e
Category	lb/day										lb/day					
Hauling	0.1833	1.8274	2.3019	7.4300e-003	0.2949	0.0323	0.3272	0.0773	0.0297	0.1071		697.6698	697.6698	5.1700e-003		697.7784
Vendor	0.0000	0.0000	0.0000	0.0000	0.0000	0.0000	0.0000	0.0000	0.0000	0.0000		0.0000	0.0000	0.0000		0.0000
Worker	0.0669	0.0824	0.7579	2.4400e-003	0.2054	1.4600e-003	0.2068	0.0545	1.3500e-003	0.0558		174.5180	174.5180	8.3700e-003		174.6938
Total	**0.2502**	**1.9098**	**3.0599**	**9.8700e-003**	**0.5002**	**0.0338**	**0.5340**	**0.1318**	**0.0311**	**0.1629**		**872.1878**	**872.1878**	**0.0135**		**872.4722**

Mitigated Construction On-Site

	ROG	NOx	CO	SO2	Fugitive PM10	Exhaust PM10	PM10 Total	Fugitive PM2.5	Exhaust PM2.5	PM2.5 Total	Bio- CO2	NBio- CO2	Total CO2	CH4	N2O	CO2e
Category	lb/day										lb/day					
Fugitive Dust					12.0554	0.0000	12.0554	6.6222	0.0000	6.6222			0.0000			0.0000
Off-Road	4.1261	41.4514	37.0994	0.0477		2.2875	2.2875		2.1045	2.1045	0.0000	4,625.1555	4,625.1555	1.4959		4,656.5687
Total	**4.1261**	**41.4514**	**37.0994**	**0.0477**	**12.0554**	**2.2875**	**14.3429**	**6.6222**	**2.1045**	**8.7266**	**0.0000**	**4,625.1555**	**4,625.1555**	**1.4959**		**4,656.5687**

Mitigated Construction Off-Site

	ROG	NOx	CO	SO2	Fugitive PM10	Exhaust PM10	PM10 Total	Fugitive PM2.5	Exhaust PM2.5	PM2.5 Total	Bio- CO2	NBio- CO2	Total CO2	CH4	N2O	CO2e

Category	lb/day										lb/day					
Hauling	0.1833	1.8274	2.3019	7.4300e-003	0.2949	0.0323	0.3272	0.0773	0.0297	0.1071		697.6698	697.6698	5.1700e-003		697.7784
Vendor	0.0000	0.0000	0.0000	0.0000	0.0000	0.0000	0.0000	0.0000	0.0000	0.0000		0.0000	0.0000	0.0000		0.0000
Worker	0.0669	0.0824	0.7579	2.4400e-003	0.2054	1.4600e-003	0.2068	0.0545	1.3500e-003	0.0558		174.5180	174.5180	8.3700e-003		174.6938
Total	**0.2502**	**1.9098**	**3.0599**	**9.8700e-003**	**0.5002**	**0.0338**	**0.5340**	**0.1318**	**0.0311**	**0.1629**		**872.1878**	**872.1878**	**0.0135**		**872.4722**

3.2 Trenching - 2021

Unmitigated Construction On-Site

	ROG	NOx	CO	SO2	Fugitive PM10	Exhaust PM10	PM10 Total	Fugitive PM2.5	Exhaust PM2.5	PM2.5 Total	Bio- CO2	NBio- CO2	Total CO2	CH4	N2O	CO2e
Category	lb/day										lb/day					
Fugitive Dust					12.0554	0.0000	12.0554	6.6222	0.0000	6.6222			0.0000			0.0000
Off-Road	3.7747	37.4845	35.6361	0.0477		2.0193	2.0193		1.8578	1.8578		4,623.2884	4,623.2884	1.4953		4,654.6890
Total	**3.7747**	**37.4845**	**35.6361**	**0.0477**	**12.0554**	**2.0193**	**14.0747**	**6.6222**	**1.8578**	**8.4799**		**4,623.2884**	**4,623.2884**	**1.4953**		**4,654.6890**

Unmitigated Construction Off-Site

	ROG	NOx	CO	SO2	Fugitive PM10	Exhaust PM10	PM10 Total	Fugitive PM2.5	Exhaust PM2.5	PM2.5 Total	Bio- CO2	NBio- CO2	Total CO2	CH4	N2O	CO2e
Category	lb/day										lb/day					
Hauling	0.1770	1.5145	2.2475	7.4100e-003	0.9372	0.0318	0.9690	0.2350	0.0292	0.2642		696.5226	696.5226	5.2300e-003		696.6325
Vendor	0.0000	0.0000	0.0000	0.0000	0.0000	0.0000	0.0000	0.0000	0.0000	0.0000		0.0000	0.0000	0.0000		0.0000
Worker	0.0637	0.0773	0.7180	2.4500e-003	0.2054	1.4800e-003	0.2069	0.0545	1.3700e-003	0.0559		171.6023	171.6023	8.0600e-003		171.7715

Total	**0.2407**	**1.5918**	**2.9655**	**9.8600e-003**	**1.1425**	**0.0333**	**1.1758**	**0.2895**	**0.0306**	**0.3201**		**868.1249**	**868.1249**	**0.0133**		**868.4041**

Mitigated Construction On-Site

	ROG	NOx	CO	SO2	Fugitive PM10	Exhaust PM10	PM10 Total	Fugitive PM2.5	Exhaust PM2.5	PM2.5 Total	Bio- CO2	NBio- CO2	Total CO2	CH4	N2O	CO2e
Category	lb/day										lb/day					
Fugitive Dust					12.0554	0.0000	12.0554	6.6222	0.0000	6.6222			0.0000			0.0000
Off-Road	3.7747	37.4845	35.6361	0.0477		2.0193	2.0193		1.8578	1.8578	0.0000	4,623.2884	4,623.2884	1.4953		4,654.6890
Total	**3.7747**	**37.4845**	**35.6361**	**0.0477**	**12.0554**	**2.0193**	**14.0747**	**6.6222**	**1.8578**	**8.4799**	**0.0000**	**4,623.2884**	**4,623.2884**	**1.4953**		**4,654.6890**

Mitigated Construction Off-Site

	ROG	NOx	CO	SO2	Fugitive PM10	Exhaust PM10	PM10 Total	Fugitive PM2.5	Exhaust PM2.5	PM2.5 Total	Bio- CO2	NBio- CO2	Total CO2	CH4	N2O	CO2e
Category	lb/day										lb/day					
Hauling	0.1770	1.5145	2.2475	7.4100e-003	0.9372	0.0318	0.9690	0.2350	0.0292	0.2642		696.5226	696.5226	5.2300e-003		696.6325
Vendor	0.0000	0.0000	0.0000	0.0000	0.0000	0.0000	0.0000	0.0000	0.0000	0.0000		0.0000	0.0000	0.0000		0.0000
Worker	0.0637	0.0773	0.7180	2.4500e-003	0.2054	1.4800e-003	0.2069	0.0545	1.3700e-003	0.0559		171.6023	171.6023	8.0600e-003		171.7715
Total	**0.2407**	**1.5918**	**2.9655**	**9.8600e-003**	**1.1425**	**0.0333**	**1.1758**	**0.2895**	**0.0306**	**0.3201**		**868.1249**	**868.1249**	**0.0133**		**868.4041**

3.3 Installation - 2019

Unmitigated Construction On-Site

	ROG	NOx	CO	SO2	Fugitive PM10	Exhaust PM10	PM10 Total	Fugitive PM2.5	Exhaust PM2.5	PM2.5 Total	Bio- CO2	NBio- CO2	Total CO2	CH4	N2O	CO2e
Category	lb/day										lb/day					
Off-Road	1.1987	12.6942	8.6401	0.0141		0.7272	0.7272		0.6690	0.6690		1,400.9110	1,400.9110	0.4432		1,410.2189
Total	**1.1987**	**12.6942**	**8.6401**	**0.0141**		**0.7272**	**0.7272**		**0.6690**	**0.6690**		**1,400.9110**	**1,400.9110**	**0.4432**		**1,410.2189**

Unmitigated Construction Off-Site

	ROG	NOx	CO	SO2	Fugitive PM10	Exhaust PM10	PM10 Total	Fugitive PM2.5	Exhaust PM2.5	PM2.5 Total	Bio- CO2	NBio- CO2	Total CO2	CH4	N2O	CO2e
Category	lb/day										lb/day					
Hauling	0.0000	0.0000	0.0000	0.0000	0.0000	0.0000	0.0000	0.0000	0.0000	0.0000		0.0000	0.0000	0.0000		0.0000
Vendor	0.0386	0.2851	0.5192	9.4000e-004	0.0265	4.3400e-003	0.0309	7.5700e-003	3.9900e-003	0.0116		89.9236	89.9236	6.9000e-004		89.9380
Worker	0.0425	0.0529	0.4869	1.4600e-003	0.1232	8.7000e-004	0.1241	0.0327	8.1000e-004	0.0335		109.1082	109.1082	5.2800e-003		109.2192
Total	**0.0810**	**0.3380**	**1.0061**	**2.4000e-003**	**0.1498**	**5.2100e-003**	**0.1550**	**0.0403**	**4.8000e-003**	**0.0451**		**199.0318**	**199.0318**	**5.9700e-003**		**199.1572**

Mitigated Construction On-Site

	ROG	NOx	CO	SO2	Fugitive PM10	Exhaust PM10	PM10 Total	Fugitive PM2.5	Exhaust PM2.5	PM2.5 Total	Bio- CO2	NBio- CO2	Total CO2	CH4	N2O	CO2e
Category	lb/day										lb/day					

Off-Road	1.1987	12.6942	8.6401	0.0141		0.7272	0.7272		0.6690	0.6690	0.0000	1,400.9110	1,400.9110	0.4432		1,410.2189
Total	**1.1987**	**12.6942**	**8.6401**	**0.0141**		**0.7272**	**0.7272**		**0.6690**	**0.6690**	**0.0000**	**1,400.9110**	**1,400.9110**	**0.4432**		**1,410.2189**

Mitigated Construction Off-Site

	ROG	NOx	CO	SO2	Fugitive PM10	Exhaust PM10	PM10 Total	Fugitive PM2.5	Exhaust PM2.5	PM2.5 Total	Bio- CO2	NBio- CO2	Total CO2	CH4	N2O	CO2e
Category	lb/day										lb/day					
Hauling	0.0000	0.0000	0.0000	0.0000	0.0000	0.0000	0.0000	0.0000	0.0000	0.0000		0.0000	0.0000	0.0000		0.0000
Vendor	0.0386	0.2851	0.5192	9.4000e-004	0.0265	4.3400e-003	0.0309	7.5700e-003	3.9900e-003	0.0116		89.9236	89.9236	6.9000e-004		89.9380
Worker	0.0425	0.0529	0.4869	1.4600e-003	0.1232	8.7000e-004	0.1241	0.0327	8.1000e-004	0.0335		109.1082	109.1082	5.2800e-003		109.2192
Total	**0.0810**	**0.3380**	**1.0061**	**2.4000e-003**	**0.1498**	**5.2100e-003**	**0.1550**	**0.0403**	**4.8000e-003**	**0.0451**		**199.0318**	**199.0318**	**5.9700e-003**		**199.1572**

3.3 Installation - 2020

Unmitigated Construction On-Site

	ROG	NOx	CO	SO2	Fugitive PM10	Exhaust PM10	PM10 Total	Fugitive PM2.5	Exhaust PM2.5	PM2.5 Total	Bio- CO2	NBio- CO2	Total CO2	CH4	N2O	CO2e
Category	lb/day										lb/day					
Off-Road	1.0786	11.4314	8.3994	0.0141		0.6287	0.6287		0.5784	0.5784		1,370.2779	1,370.2779	0.4432		1,379.5846
Total	**1.0786**	**11.4314**	**8.3994**	**0.0141**		**0.6287**	**0.6287**		**0.5784**	**0.5784**		**1,370.2779**	**1,370.2779**	**0.4432**		**1,379.5846**

Unmitigated Construction Off-Site

	ROG	NOx	CO	SO2	Fugitive PM10	Exhaust PM10	PM10 Total	Fugitive PM2.5	Exhaust PM2.5	PM2.5 Total	Bio- CO2	NBio- CO2	Total CO2	CH4	N2O	CO2e
Category	lb/day										lb/day					
Hauling	0.0000	0.0000	0.0000	0.0000	0.0000	0.0000	0.0000	0.0000	0.0000	0.0000		0.0000	0.0000	0.0000		0.0000
Vendor	0.0364	0.2428	0.5021	9.4000e-004	0.0265	3.8900e-003	0.0304	7.5700e-003	3.5800e-003	0.0112		87.8660	87.8660	6.6000e-004		87.8800
Worker	0.0402	0.0494	0.4548	1.4600e-003	0.1232	8.7000e-004	0.1241	0.0327	8.1000e-004	0.0335		104.7108	104.7108	5.0200e-003		104.8163
Total	**0.0766**	**0.2922**	**0.9569**	**2.4000e-003**	**0.1498**	**4.7600e-003**	**0.1545**	**0.0403**	**4.3900e-003**	**0.0446**		**192.5768**	**192.5768**	**5.6800e-003**		**192.6963**

Mitigated Construction On-Site

	ROG	NOx	CO	SO2	Fugitive PM10	Exhaust PM10	PM10 Total	Fugitive PM2.5	Exhaust PM2.5	PM2.5 Total	Bio- CO2	NBio- CO2	Total CO2	CH4	N2O	CO2e
Category	lb/day										lb/day					
Off-Road	1.0786	11.4314	8.3994	0.0141		0.6287	0.6287		0.5784	0.5784	0.0000	1,370.2779	1,370.2779	0.4432		1,379.5846
Total	**1.0786**	**11.4314**	**8.3994**	**0.0141**		**0.6287**	**0.6287**		**0.5784**	**0.5784**	**0.0000**	**1,370.2779**	**1,370.2779**	**0.4432**		**1,379.5846**

Mitigated Construction Off-Site

	ROG	NOx	CO	SO2	Fugitive PM10	Exhaust PM10	PM10 Total	Fugitive PM2.5	Exhaust PM2.5	PM2.5 Total	Bio- CO2	NBio- CO2	Total CO2	CH4	N2O	CO2e

Category	lb/day										lb/day					
Hauling	0.0000	0.0000	0.0000	0.0000	0.0000	0.0000	0.0000	0.0000	0.0000	0.0000		0.0000	0.0000	0.0000		0.0000
Vendor	0.0364	0.2428	0.5021	9.4000e-004	0.0265	3.8900e-003	0.0304	7.5700e-003	3.5800e-003	0.0112		87.8660	87.8660	6.6000e-004		87.8800
Worker	0.0402	0.0494	0.4548	1.4600e-003	0.1232	8.7000e-004	0.1241	0.0327	8.1000e-004	0.0335		104.7108	104.7108	5.0200e-003		104.8163
Total	**0.0766**	**0.2922**	**0.9569**	**2.4000e-003**	**0.1498**	**4.7600e-003**	**0.1545**	**0.0403**	**4.3900e-003**	**0.0446**		**192.5768**	**192.5768**	**5.6800e-003**		**192.6963**

3.3 Installation - 2021

Unmitigated Construction On-Site

	ROG	NOx	CO	SO2	Fugitive PM10	Exhaust PM10	PM10 Total	Fugitive PM2.5	Exhaust PM2.5	PM2.5 Total	Bio- CO2	NBio- CO2	Total CO2	CH4	N2O	CO2e
Category	lb/day										lb/day					
Off-Road	0.9725	10.3047	8.2122	0.0142		0.5417	0.5417		0.4984	0.4984		1,370.4913	1,370.4913	0.4432		1,379.7994
Total	**0.9725**	**10.3047**	**8.2122**	**0.0142**		**0.5417**	**0.5417**		**0.4984**	**0.4984**		**1,370.4913**	**1,370.4913**	**0.4432**		**1,379.7994**

Unmitigated Construction Off-Site

	ROG	NOx	CO	SO2	Fugitive PM10	Exhaust PM10	PM10 Total	Fugitive PM2.5	Exhaust PM2.5	PM2.5 Total	Bio- CO2	NBio- CO2	Total CO2	CH4	N2O	CO2e
Category	lb/day										lb/day					
Hauling	0.0000	0.0000	0.0000	0.0000	0.0000	0.0000	0.0000	0.0000	0.0000	0.0000		0.0000	0.0000	0.0000		0.0000
Vendor	0.0342	0.1991	0.4830	9.4000e-004	0.0265	3.5000e-003	0.0300	7.5700e-003	3.2200e-003	0.0108		87.7251	87.7251	6.6000e-004		87.7390
Worker	0.0382	0.0464	0.4308	1.4700e-003	0.1232	8.9000e-004	0.1241	0.0327	8.2000e-004	0.0335		102.9614	102.9614	4.8300e-003		103.0629

Total	**0.0724**	**0.2455**	**0.9138**	**2.4100e-003**	**0.1498**	**4.3900e-003**	**0.1542**	**0.0403**	**4.0400e-003**	**0.0443**		**190.6865**	**190.6865**	**5.4900e-003**		**190.8019**

Mitigated Construction On-Site

	ROG	NOx	CO	SO2	Fugitive PM10	Exhaust PM10	PM10 Total	Fugitive PM2.5	Exhaust PM2.5	PM2.5 Total	Bio- CO2	NBio- CO2	Total CO2	CH4	N2O	CO2e
Category	lb/day										lb/day					
Off-Road	0.9725	10.3047	8.2122	0.0142		0.5417	0.5417		0.4984	0.4984	0.0000	1,370.4912	1,370.4912	0.4432		1,379.7994
Total	**0.9725**	**10.3047**	**8.2122**	**0.0142**		**0.5417**	**0.5417**		**0.4984**	**0.4984**	**0.0000**	**1,370.4912**	**1,370.4912**	**0.4432**		**1,379.7994**

Mitigated Construction Off-Site

	ROG	NOx	CO	SO2	Fugitive PM10	Exhaust PM10	PM10 Total	Fugitive PM2.5	Exhaust PM2.5	PM2.5 Total	Bio- CO2	NBio- CO2	Total CO2	CH4	N2O	CO2e
Category	lb/day										lb/day					
Hauling	0.0000	0.0000	0.0000	0.0000	0.0000	0.0000	0.0000	0.0000	0.0000	0.0000		0.0000	0.0000	0.0000		0.0000
Vendor	0.0342	0.1991	0.4830	9.4000e-004	0.0265	3.5000e-003	0.0300	7.5700e-003	3.2200e-003	0.0108		87.7251	87.7251	6.6000e-004		87.7390
Worker	0.0382	0.0464	0.4308	1.4700e-003	0.1232	8.9000e-004	0.1241	0.0327	8.2000e-004	0.0335		102.9614	102.9614	4.8300e-003		103.0629
Total	**0.0724**	**0.2455**	**0.9138**	**2.4100e-003**	**0.1498**	**4.3900e-003**	**0.1542**	**0.0403**	**4.0400e-003**	**0.0443**		**190.6865**	**190.6865**	**5.4900e-003**		**190.8019**

3.4 Paving 1 - 2019

Unmitigated Construction On-Site

	ROG	NOx	CO	SO2	Fugitive PM10	Exhaust PM10	PM10 Total	Fugitive PM2.5	Exhaust PM2.5	PM2.5 Total	Bio- CO2	NBio- CO2	Total CO2	CH4	N2O	CO2e
Category	lb/day										lb/day					
Off-Road	1.4259	14.9353	14.3652	0.0223		0.8094	0.8094		0.7447	0.7447		2,208.9731	2,208.9731	0.6989		2,223.6499
Paving	0.0000					0.0000	0.0000		0.0000	0.0000			0.0000			0.0000
Total	**1.4259**	**14.9353**	**14.3652**	**0.0223**		**0.8094**	**0.8094**		**0.7447**	**0.7447**		**2,208.9731**	**2,208.9731**	**0.6989**		**2,223.6499**

Unmitigated Construction Off-Site

	ROG	NOx	CO	SO2	Fugitive PM10	Exhaust PM10	PM10 Total	Fugitive PM2.5	Exhaust PM2.5	PM2.5 Total	Bio- CO2	NBio- CO2	Total CO2	CH4	N2O	CO2e
Category	lb/day										lb/day					
Hauling	0.0000	0.0000	0.0000	0.0000	0.0000	0.0000	0.0000	0.0000	0.0000	0.0000		0.0000	0.0000	0.0000		0.0000
Vendor	0.0000	0.0000	0.0000	0.0000	0.0000	0.0000	0.0000	0.0000	0.0000	0.0000		0.0000	0.0000	0.0000		0.0000
Worker	0.0425	0.0529	0.4869	1.4600e-003	0.1232	8.7000e-004	0.1241	0.0327	8.1000e-004	0.0335		109.1082	109.1082	5.2800e-003		109.2192
Total	**0.0425**	**0.0529**	**0.4869**	**1.4600e-003**	**0.1232**	**8.7000e-004**	**0.1241**	**0.0327**	**8.1000e-004**	**0.0335**		**109.1082**	**109.1082**	**5.2800e-003**		**109.2192**

Mitigated Construction On-Site

	ROG	NOx	CO	SO2	Fugitive PM10	Exhaust PM10	PM10 Total	Fugitive PM2.5	Exhaust PM2.5	PM2.5 Total	Bio- CO2	NBio- CO2	Total CO2	CH4	N2O	CO2e
Category	lb/day										lb/day					

Off-Road	1.4259	14.9353	14.3652	0.0223		0.8094	0.8094		0.7447	0.7447	0.0000	2,208.9731	2,208.9731	0.6989		2,223.6499
Paving	0.0000					0.0000	0.0000		0.0000	0.0000			0.0000			0.0000
Total	**1.4259**	**14.9353**	**14.3652**	**0.0223**		**0.8094**	**0.8094**		**0.7447**	**0.7447**	**0.0000**	**2,208.9731**	**2,208.9731**	**0.6989**		**2,223.6499**

Mitigated Construction Off-Site

	ROG	NOx	CO	SO2	Fugitive PM10	Exhaust PM10	PM10 Total	Fugitive PM2.5	Exhaust PM2.5	PM2.5 Total	Bio- CO2	NBio- CO2	Total CO2	CH4	N2O	CO2e
Category	lb/day										lb/day					
Hauling	0.0000	0.0000	0.0000	0.0000	0.0000	0.0000	0.0000	0.0000	0.0000	0.0000		0.0000	0.0000	0.0000		0.0000
Vendor	0.0000	0.0000	0.0000	0.0000	0.0000	0.0000	0.0000	0.0000	0.0000	0.0000		0.0000	0.0000	0.0000		0.0000
Worker	0.0425	0.0529	0.4869	1.4600e-003	0.1232	8.7000e-004	0.1241	0.0327	8.1000e-004	0.0335		109.1082	109.1082	5.2800e-003		109.2192
Total	**0.0425**	**0.0529**	**0.4869**	**1.4600e-003**	**0.1232**	**8.7000e-004**	**0.1241**	**0.0327**	**8.1000e-004**	**0.0335**		**109.1082**	**109.1082**	**5.2800e-003**		**109.2192**

3.5 Paving 2 - 2020

Unmitigated Construction On-Site

	ROG	NOx	CO	SO2	Fugitive PM10	Exhaust PM10	PM10 Total	Fugitive PM2.5	Exhaust PM2.5	PM2.5 Total	Bio- CO2	NBio- CO2	Total CO2	CH4	N2O	CO2e
Category	lb/day										lb/day					
Off-Road	1.3301	13.7845	14.3523	0.0223		0.7390	0.7390		0.6799	0.6799		2,160.7571	2,160.7571	0.6988		2,175.4326
Paving	0.0000					0.0000	0.0000		0.0000	0.0000			0.0000			0.0000
Total	**1.3301**	**13.7845**	**14.3523**	**0.0223**		**0.7390**	**0.7390**		**0.6799**	**0.6799**		**2,160.7571**	**2,160.7571**	**0.6988**		**2,175.4326**

Unmitigated Construction Off-Site

	ROG	NOx	CO	SO2	Fugitive PM10	Exhaust PM10	PM10 Total	Fugitive PM2.5	Exhaust PM2.5	PM2.5 Total	Bio- CO2	NBio- CO2	Total CO2	CH4	N2O	CO2e
Category	lb/day										lb/day					
Hauling	0.0000	0.0000	0.0000	0.0000	0.0000	0.0000	0.0000	0.0000	0.0000	0.0000		0.0000	0.0000	0.0000		0.0000
Vendor	0.0000	0.0000	0.0000	0.0000	0.0000	0.0000	0.0000	0.0000	0.0000	0.0000		0.0000	0.0000	0.0000		0.0000
Worker	0.0402	0.0494	0.4548	1.4600e-003	0.1232	8.7000e-004	0.1241	0.0327	8.1000e-004	0.0335		104.7108	104.7108	5.0200e-003		104.8163
Total	**0.0402**	**0.0494**	**0.4548**	**1.4600e-003**	**0.1232**	**8.7000e-004**	**0.1241**	**0.0327**	**8.1000e-004**	**0.0335**		**104.7108**	**104.7108**	**5.0200e-003**		**104.8163**

Mitigated Construction On-Site

	ROG	NOx	CO	SO2	Fugitive PM10	Exhaust PM10	PM10 Total	Fugitive PM2.5	Exhaust PM2.5	PM2.5 Total	Bio- CO2	NBio- CO2	Total CO2	CH4	N2O	CO2e
Category	lb/day										lb/day					
Off-Road	1.3301	13.7845	14.3523	0.0223		0.7390	0.7390		0.6799	0.6799	0.0000	2,160.7571	2,160.7571	0.6988		2,175.4326
Paving	0.0000					0.0000	0.0000		0.0000	0.0000			0.0000			0.0000
Total	**1.3301**	**13.7845**	**14.3523**	**0.0223**		**0.7390**	**0.7390**		**0.6799**	**0.6799**	**0.0000**	**2,160.7571**	**2,160.7571**	**0.6988**		**2,175.4326**

Mitigated Construction Off-Site

	ROG	NOx	CO	SO2	Fugitive PM10	Exhaust PM10	PM10 Total	Fugitive PM2.5	Exhaust PM2.5	PM2.5 Total	Bio- CO2	NBio- CO2	Total CO2	CH4	N2O	CO2e

Category	lb/day										lb/day					
Hauling	0.0000	0.0000	0.0000	0.0000	0.0000	0.0000	0.0000	0.0000	0.0000	0.0000		0.0000	0.0000	0.0000		0.0000
Vendor	0.0000	0.0000	0.0000	0.0000	0.0000	0.0000	0.0000	0.0000	0.0000	0.0000		0.0000	0.0000	0.0000		0.0000
Worker	0.0402	0.0494	0.4548	1.4600e-003	0.1232	8.7000e-004	0.1241	0.0327	8.1000e-004	0.0335		104.7108	104.7108	5.0200e-003		104.8163
Total	**0.0402**	**0.0494**	**0.4548**	**1.4600e-003**	**0.1232**	**8.7000e-004**	**0.1241**	**0.0327**	**8.1000e-004**	**0.0335**		**104.7108**	**104.7108**	**5.0200e-003**		**104.8163**

3.6 Paving 3 - 2020

Unmitigated Construction On-Site

	ROG	NOx	CO	SO2	Fugitive PM10	Exhaust PM10	PM10 Total	Fugitive PM2.5	Exhaust PM2.5	PM2.5 Total	Bio- CO2	NBio- CO2	Total CO2	CH4	N2O	CO2e
Category	lb/day										lb/day					
Off-Road	1.3301	13.7845	14.3523	0.0223		0.7390	0.7390		0.6799	0.6799		2,160.7571	2,160.7571	0.6988		2,175.4326
Paving	0.0000					0.0000	0.0000		0.0000	0.0000			0.0000			0.0000
Total	**1.3301**	**13.7845**	**14.3523**	**0.0223**		**0.7390**	**0.7390**		**0.6799**	**0.6799**		**2,160.7571**	**2,160.7571**	**0.6988**		**2,175.4326**

Unmitigated Construction Off-Site

	ROG	NOx	CO	SO2	Fugitive PM10	Exhaust PM10	PM10 Total	Fugitive PM2.5	Exhaust PM2.5	PM2.5 Total	Bio- CO2	NBio- CO2	Total CO2	CH4	N2O	CO2e
Category	lb/day										lb/day					
Hauling	0.0000	0.0000	0.0000	0.0000	0.0000	0.0000	0.0000	0.0000	0.0000	0.0000		0.0000	0.0000	0.0000		0.0000
Vendor	0.0000	0.0000	0.0000	0.0000	0.0000	0.0000	0.0000	0.0000	0.0000	0.0000		0.0000	0.0000	0.0000		0.0000
Worker	0.0402	0.0494	0.4548	1.4600e-003	0.1232	8.7000e-004	0.1241	0.0327	8.1000e-004	0.0335		104.7108	104.7108	5.0200e-003		104.8163

Total	**0.0402**	**0.0494**	**0.4548**	**1.4600e-003**	**0.1232**	**8.7000e-004**	**0.1241**	**0.0327**	**8.1000e-004**	**0.0335**		**104.7108**	**104.7108**	**5.0200e-003**		**104.8163**

Mitigated Construction On-Site

	ROG	NOx	CO	SO2	Fugitive PM10	Exhaust PM10	PM10 Total	Fugitive PM2.5	Exhaust PM2.5	PM2.5 Total	Bio- CO2	NBio- CO2	Total CO2	CH4	N2O	CO2e
Category	lb/day										lb/day					
Off-Road	1.3301	13.7845	14.3523	0.0223		0.7390	0.7390		0.6799	0.6799	0.0000	2,160.7571	2,160.7571	0.6988		2,175.4326
Paving	0.0000					0.0000	0.0000		0.0000	0.0000			0.0000			0.0000
Total	**1.3301**	**13.7845**	**14.3523**	**0.0223**		**0.7390**	**0.7390**		**0.6799**	**0.6799**	**0.0000**	**2,160.7571**	**2,160.7571**	**0.6988**		**2,175.4326**

Mitigated Construction Off-Site

	ROG	NOx	CO	SO2	Fugitive PM10	Exhaust PM10	PM10 Total	Fugitive PM2.5	Exhaust PM2.5	PM2.5 Total	Bio- CO2	NBio- CO2	Total CO2	CH4	N2O	CO2e
Category	lb/day										lb/day					
Hauling	0.0000	0.0000	0.0000	0.0000	0.0000	0.0000	0.0000	0.0000	0.0000	0.0000		0.0000	0.0000	0.0000		0.0000
Vendor	0.0000	0.0000	0.0000	0.0000	0.0000	0.0000	0.0000	0.0000	0.0000	0.0000		0.0000	0.0000	0.0000		0.0000
Worker	0.0402	0.0494	0.4548	1.4600e-003	0.1232	8.7000e-004	0.1241	0.0327	8.1000e-004	0.0335		104.7108	104.7108	5.0200e-003		104.8163
Total	**0.0402**	**0.0494**	**0.4548**	**1.4600e-003**	**0.1232**	**8.7000e-004**	**0.1241**	**0.0327**	**8.1000e-004**	**0.0335**		**104.7108**	**104.7108**	**5.0200e-003**		**104.8163**

3.7 Final Paving - 2021

Unmitigated Construction On-Site

	ROG	NOx	CO	SO2	Fugitive PM10	Exhaust PM10	PM10 Total	Fugitive PM2.5	Exhaust PM2.5	PM2.5 Total	Bio- CO2	NBio- CO2	Total CO2	CH4	N2O	CO2e
Category	lb/day										lb/day					
Off-Road	1.2308	12.6607	14.3528	0.0223		0.6652	0.6652		0.6120	0.6120		2,160.2530	2,160.2530	0.6987		2,174.9250
Paving	0.0000					0.0000	0.0000		0.0000	0.0000			0.0000			0.0000
Total	**1.2308**	**12.6607**	**14.3528**	**0.0223**		**0.6652**	**0.6652**		**0.6120**	**0.6120**		**2,160.2530**	**2,160.2530**	**0.6987**		**2,174.9250**

Unmitigated Construction Off-Site

	ROG	NOx	CO	SO2	Fugitive PM10	Exhaust PM10	PM10 Total	Fugitive PM2.5	Exhaust PM2.5	PM2.5 Total	Bio- CO2	NBio- CO2	Total CO2	CH4	N2O	CO2e
Category	lb/day										lb/day					
Hauling	0.0000	0.0000	0.0000	0.0000	0.0000	0.0000	0.0000	0.0000	0.0000	0.0000		0.0000	0.0000	0.0000		0.0000
Vendor	0.0000	0.0000	0.0000	0.0000	0.0000	0.0000	0.0000	0.0000	0.0000	0.0000		0.0000	0.0000	0.0000		0.0000
Worker	0.0382	0.0464	0.4308	1.4700e-003	0.1232	8.9000e-004	0.1241	0.0327	8.2000e-004	0.0335		102.9614	102.9614	4.8300e-003		103.0629
Total	**0.0382**	**0.0464**	**0.4308**	**1.4700e-003**	**0.1232**	**8.9000e-004**	**0.1241**	**0.0327**	**8.2000e-004**	**0.0335**		**102.9614**	**102.9614**	**4.8300e-003**		**103.0629**

Mitigated Construction On-Site

	ROG	NOx	CO	SO2	Fugitive PM10	Exhaust PM10	PM10 Total	Fugitive PM2.5	Exhaust PM2.5	PM2.5 Total	Bio- CO2	NBio- CO2	Total CO2	CH4	N2O	CO2e
Category	lb/day										lb/day					

Off-Road	1.2308	12.6607	14.3528	0.0223		0.6652	0.6652		0.6120	0.6120	0.0000	2,160.2530	2,160.2530	0.6987		2,174.9250
Paving	0.0000					0.0000	0.0000		0.0000	0.0000			0.0000			0.0000
Total	**1.2308**	**12.6607**	**14.3528**	**0.0223**		**0.6652**	**0.6652**		**0.6120**	**0.6120**	**0.0000**	**2,160.2530**	**2,160.2530**	**0.6987**		**2,174.9250**

Mitigated Construction Off-Site

	ROG	NOx	CO	SO2	Fugitive PM10	Exhaust PM10	PM10 Total	Fugitive PM2.5	Exhaust PM2.5	PM2.5 Total	Bio- CO2	NBio- CO2	Total CO2	CH4	N2O	CO2e
Category	lb/day										lb/day					
Hauling	0.0000	0.0000	0.0000	0.0000	0.0000	0.0000	0.0000	0.0000	0.0000	0.0000		0.0000	0.0000	0.0000		0.0000
Vendor	0.0000	0.0000	0.0000	0.0000	0.0000	0.0000	0.0000	0.0000	0.0000	0.0000		0.0000	0.0000	0.0000		0.0000
Worker	0.0382	0.0464	0.4308	1.4700e-003	0.1232	8.9000e-004	0.1241	0.0327	8.2000e-004	0.0335		102.9614	102.9614	4.8300e-003		103.0629
Total	**0.0382**	**0.0464**	**0.4308**	**1.4700e-003**	**0.1232**	**8.9000e-004**	**0.1241**	**0.0327**	**8.2000e-004**	**0.0335**		**102.9614**	**102.9614**	**4.8300e-003**		**103.0629**

4.0 Operational Detail - Mobile

4.1 Mitigation Measures Mobile

	ROG	NOx	CO	SO2	Fugitive PM10	Exhaust PM10	PM10 Total	Fugitive PM2.5	Exhaust PM2.5	PM2.5 Total	Bio- CO2	NBio- CO2	Total CO2	CH4	N2O	CO2e
Category	lb/day										lb/day					
Mitigated	0.0000	0.0000	0.0000	0.0000	0.0000	0.0000	0.0000	0.0000	0.0000	0.0000		0.0000	0.0000	0.0000		0.0000
Unmitigated	0.0000	0.0000	0.0000	0.0000	0.0000	0.0000	0.0000	0.0000	0.0000	0.0000		0.0000	0.0000	0.0000		0.0000

4.2 Trip Summary Information

	Average Daily Trip Rate			Unmitigated	Mitigated
Land Use	Weekday	Saturday	Sunday	Annual VMT	Annual VMT
User Defined Industrial	0.00	0.00	0.00		
Total	0.00	0.00	0.00		

4.3 Trip Type Information

	Miles			Trip %			Trip Purpose %		
Land Use	H-W or C-W	H-S or C-C	H-O or C-NW	H-W or C-W	H-S or C-C	H-O or C-NW	Primary	Diverted	Pass-by
User Defined Industrial	9.50	7.30	7.30	0.00	0.00	0.00	0	0	0

LDA	LDT1	LDT2	MDV	LHD1	LHD2	MHD	HHD	OBUS	UBUS	MCY	SBUS	MH
0.512811	0.073496	0.191363	0.130940	0.036084	0.005147	0.012550	0.023118	0.001871	0.002053	0.006546	0.000576	0.003444

5.0 Energy Detail

4.4 Fleet Mix

Historical Energy Use: N

5.1 Mitigation Measures Energy

	ROG	NOx	CO	SO2	Fugitive PM10	Exhaust PM10	PM10 Total	Fugitive PM2.5	Exhaust PM2.5	PM2.5 Total	Bio- CO2	NBio- CO2	Total CO2	CH4	N2O	CO2e
Category	lb/day										lb/day					
NaturalGas Mitigated	0.0000	0.0000	0.0000	0.0000		0.0000	0.0000		0.0000	0.0000		0.0000	0.0000	0.0000	0.0000	0.0000
NaturalGas Unmitigated	0.0000	0.0000	0.0000	0.0000		0.0000	0.0000		0.0000	0.0000		0.0000	0.0000	0.0000	0.0000	0.0000

5.2 Energy by Land Use - NaturalGas

Unmitigated

	NaturalGas Use	ROG	NOx	CO	SO2	Fugitive PM10	Exhaust PM10	PM10 Total	Fugitive PM2.5	Exhaust PM2.5	PM2.5 Total	Bio- CO2	NBio- CO2	Total CO2	CH4	N2O	CO2e
Land Use	kBTU/yr	lb/day										lb/day					
User Defined Industrial	0	0.0000	0.0000	0.0000	0.0000		0.0000	0.0000		0.0000	0.0000		0.0000	0.0000	0.0000	0.0000	0.0000
Total		**0.0000**	**0.0000**	**0.0000**	**0.0000**		**0.0000**	**0.0000**		**0.0000**	**0.0000**		**0.0000**	**0.0000**	**0.0000**	**0.0000**	**0.0000**

Mitigated

	NaturalGas Use	ROG	NOx	CO	SO2	Fugitive PM10	Exhaust PM10	PM10 Total	Fugitive PM2.5	Exhaust PM2.5	PM2.5 Total	Bio- CO2	NBio- CO2	Total CO2	CH4	N2O	CO2e
Land Use	kBTU/yr	lb/day										lb/day					
User Defined Industrial	0	0.0000	0.0000	0.0000	0.0000		0.0000	0.0000		0.0000	0.0000		0.0000	0.0000	0.0000	0.0000	0.0000
Total		**0.0000**	**0.0000**	**0.0000**	**0.0000**		**0.0000**	**0.0000**		**0.0000**	**0.0000**		**0.0000**	**0.0000**	**0.0000**	**0.0000**	**0.0000**

6.0 Area Detail

6.1 Mitigation Measures Area

	ROG	NOx	CO	SO2	Fugitive PM10	Exhaust PM10	PM10 Total	Fugitive PM2.5	Exhaust PM2.5	PM2.5 Total	Bio- CO2	NBio- CO2	Total CO2	CH4	N2O	CO2e
Category	lb/day										lb/day					
Mitigated	1.0000e-005	0.0000	1.0000e-004	0.0000		0.0000	0.0000		0.0000	0.0000		2.2000e-004	2.2000e-004	0.0000		2.3000e-004
Unmitigated	1.0000e-005	0.0000	1.0000e-004	0.0000		0.0000	0.0000		0.0000	0.0000		2.2000e-004	2.2000e-004	0.0000		2.3000e-004

6.2 Area by SubCategory

Unmitigated

	ROG	NOx	CO	SO2	Fugitive PM10	Exhaust PM10	PM10 Total	Fugitive PM2.5	Exhaust PM2.5	PM2.5 Total	Bio- CO2	NBio- CO2	Total CO2	CH4	N2O	CO2e
SubCategory	lb/day										lb/day					
Architectural Coating	0.0000					0.0000	0.0000		0.0000	0.0000			0.0000			0.0000
Consumer Products	0.0000					0.0000	0.0000		0.0000	0.0000			0.0000			0.0000
Landscaping	1.0000e-005	0.0000	1.0000e-004	0.0000		0.0000	0.0000		0.0000	0.0000		2.2000e-004	2.2000e-004	0.0000		2.3000e-004
Total	**1.0000e-005**	**0.0000**	**1.0000e-004**	**0.0000**		**0.0000**	**0.0000**		**0.0000**	**0.0000**		**2.2000e-004**	**2.2000e-004**	**0.0000**		**2.3000e-004**

Mitigated

	ROG	NOx	CO	SO2	Fugitive PM10	Exhaust PM10	PM10 Total	Fugitive PM2.5	Exhaust PM2.5	PM2.5 Total	Bio- CO2	NBio- CO2	Total CO2	CH4	N2O	CO2e
SubCategory	lb/day										lb/day					
Architectural Coating	0.0000					0.0000	0.0000		0.0000	0.0000			0.0000			0.0000
Consumer Products	0.0000					0.0000	0.0000		0.0000	0.0000			0.0000			0.0000

Landscaping	1.0000e-005	0.0000	1.0000e-004	0.0000		0.0000	0.0000		0.0000	0.0000		2.2000e-004	2.2000e-004	0.0000		2.3000e-004
Total	**1.0000e-005**	**0.0000**	**1.0000e-004**	**0.0000**		**0.0000**	**0.0000**		**0.0000**	**0.0000**		**2.2000e-004**	**2.2000e-004**	**0.0000**		**2.3000e-004**

7.0 Water Detail

7.1 Mitigation Measures Water

8.0 Waste Detail

8.1 Mitigation Measures Waste

9.0 Operational Offroad

Equipment Type	Number	Hours/Day	Days/Year	Horse Power	Load Factor	Fuel Type

10.0 Vegetation

AWPF Influent Conveyance (Pump Station)

San Diego Air Basin, Summer

1.0 Project Characteristics

1.1 Land Usage

Land Uses	Size	Metric	Lot Acreage	Floor Surface Area	Population
User Defined Industrial	1.00	User Defined Unit	0.00	0.00	0

1.2 Other Project Characteristics

Urbanization	Urban	**Wind Speed (m/s)**	2.6	**Precipitation Freq (Days)**	40
Climate Zone	13			**Operational Year**	2020
Utility Company	San Diego Gas & Electric				
CO2 Intensity (lb/MWhr)	720.49	**CH4 Intensity (lb/MWhr)**	0.029	**N2O Intensity (lb/MWhr)**	0.006

1.3 User Entered Comments & Non-Default Data

Project Characteristics -

Land Use -

Construction Phase - Modified

Off-road Equipment - Modified

Off-road Equipment - Modified

Off-road Equipment - Modified

Off-road Equipment - Modified

Off-road Equipment - Modified

Trips and VMT - Modified

Table Name	Column Name	Default Value	New Value
tblConstructionPhase	NumDays	0.00	353.00

tblConstructionPhase	NumDays	0.00	10.00
tblConstructionPhase	NumDays	0.00	20.00
tblConstructionPhase	NumDays	0.00	10.00
tblConstructionPhase	PhaseStartDate	10/17/2020	10/19/2020
tblOffRoadEquipment	OffRoadEquipmentUnitAmount	4.00	0.00
tblOffRoadEquipment	OffRoadEquipmentUnitAmount	1.00	0.00
tblOffRoadEquipment	OffRoadEquipmentUnitAmount	1.00	0.00
tblOffRoadEquipment	OffRoadEquipmentUnitAmount	2.00	1.00
tblOffRoadEquipment	OffRoadEquipmentUnitAmount	1.00	0.00
tblOffRoadEquipment	OffRoadEquipmentUnitAmount	2.00	1.00
tblOffRoadEquipment	OffRoadEquipmentUnitAmount	2.00	1.00
tblOffRoadEquipment	OffRoadEquipmentUnitAmount	1.00	0.00
tblProjectCharacteristics	OperationalYear	2014	2020
tblTripsAndVMT	HaulingTripNumber	0.00	100.00
tblTripsAndVMT	VendorTripNumber	0.00	4.00
tblTripsAndVMT	VendorTripNumber	0.00	2.00
tblTripsAndVMT	WorkerTripNumber	0.00	8.00

2.0 Emissions Summary

2.1 Overall Construction (Maximum Daily Emission)

Unmitigated Construction

	ROG	NOx	CO	SO2	Fugitive PM10	Exhaust PM10	PM10 Total	Fugitive PM2.5	Exhaust PM2.5	PM2.5 Total	Bio- CO2	NBio- CO2	Total CO2	CH4	N2O	CO2e
Year	lb/day										lb/day					
2019	1.8991	13.6836	14.3998	0.0225	6.0897	0.8115	6.7591	3.3287	0.7816	3.9445	0.0000	2,090.3717	2,090.3717	0.4132	0.0000	2,099.0489
2020	1.7124	12.3659	14.2480	0.0225	0.0790	0.7088	0.7878	0.0212	0.6826	0.7038	0.0000	2,066.3148	2,066.3148	0.4006	0.0000	2,074.7281

Total	**3.6115**	**26.0495**	**28.6477**	**0.0451**	**6.1687**	**1.5203**	**7.5469**	**3.3499**	**1.4641**	**4.6484**	**0.0000**	**4,156.6865**	**4,156.6865**	**0.8138**	**0.0000**	**4,173.7770**

Mitigated Construction

	ROG	NOx	CO	SO2	Fugitive PM10	Exhaust PM10	PM10 Total	Fugitive PM2.5	Exhaust PM2.5	PM2.5 Total	Bio- CO2	NBio- CO2	Total CO2	CH4	N2O	CO2e
Year	lb/day										lb/day					
2019	1.8991	13.6836	14.3998	0.0225	6.0897	0.8115	6.7591	3.3287	0.7816	3.9445	0.0000	2,090.3717	2,090.3717	0.4132	0.0000	2,099.0489
2020	1.7124	12.3659	14.2480	0.0225	0.0790	0.7088	0.7878	0.0212	0.6826	0.7038	0.0000	2,066.3148	2,066.3148	0.4006	0.0000	2,074.7281
Total	**3.6115**	**26.0495**	**28.6477**	**0.0451**	**6.1687**	**1.5203**	**7.5469**	**3.3499**	**1.4641**	**4.6484**	**0.0000**	**4,156.6865**	**4,156.6865**	**0.8138**	**0.0000**	**4,173.7770**

	ROG	**NOx**	**CO**	**SO2**	**Fugitive PM10**	**Exhaust PM10**	**PM10 Total**	**Fugitive PM2.5**	**Exhaust PM2.5**	**PM2.5 Total**	**Bio- CO2**	**NBio-CO2**	**Total CO2**	**CH4**	**N20**	**CO2e**
Percent Reduction	**0.00**	**0.00**	**0.00**	**0.00**	**0.00**	**0.00**	**0.00**	**0.00**	**0.00**	**0.00**	**0.00**	**0.00**	**0.00**	**0.00**	**0.00**	**0.00**

2.2 Overall Operational

Unmitigated Operational

	ROG	NOx	CO	SO2	Fugitive PM10	Exhaust PM10	PM10 Total	Fugitive PM2.5	Exhaust PM2.5	PM2.5 Total	Bio- CO2	NBio- CO2	Total CO2	CH4	N2O	CO2e
Category	lb/day										lb/day					
Area	1.0000e-005	0.0000	1.0000e-004	0.0000		0.0000	0.0000		0.0000	0.0000		2.2000e-004	2.2000e-004	0.0000		2.3000e-004
Energy	0.0000	0.0000	0.0000	0.0000		0.0000	0.0000		0.0000	0.0000		0.0000	0.0000	0.0000	0.0000	0.0000
Mobile	0.0000	0.0000	0.0000	0.0000	0.0000	0.0000	0.0000	0.0000	0.0000	0.0000		0.0000	0.0000	0.0000		0.0000
Total	**1.0000e-005**	**0.0000**	**1.0000e-004**	**0.0000**	**0.0000**	**0.0000**	**0.0000**	**0.0000**	**0.0000**	**0.0000**		**2.2000e-004**	**2.2000e-004**	**0.0000**	**0.0000**	**2.3000e-004**

Mitigated Operational

	ROG	NOx	CO	SO2	Fugitive PM10	Exhaust PM10	PM10 Total	Fugitive PM2.5	Exhaust PM2.5	PM2.5 Total	Bio- CO2	NBio- CO2	Total CO2	CH4	N2O	CO2e
Category	lb/day										lb/day					
Area	1.0000e-005	0.0000	1.0000e-004	0.0000		0.0000	0.0000		0.0000	0.0000		2.2000e-004	2.2000e-004	0.0000		2.3000e-004
Energy	0.0000	0.0000	0.0000	0.0000		0.0000	0.0000		0.0000	0.0000		0.0000	0.0000	0.0000	0.0000	0.0000
Mobile	0.0000	0.0000	0.0000	0.0000	0.0000	0.0000	0.0000	0.0000	0.0000	0.0000		0.0000	0.0000	0.0000		0.0000
Total	**1.0000e-005**	**0.0000**	**1.0000e-004**	**0.0000**	**0.0000**	**0.0000**	**0.0000**	**0.0000**	**0.0000**	**0.0000**		**2.2000e-004**	**2.2000e-004**	**0.0000**	**0.0000**	**2.3000e-004**

	ROG	**NOx**	**CO**	**SO2**	**Fugitive PM10**	**Exhaust PM10**	**PM10 Total**	**Fugitive PM2.5**	**Exhaust PM2.5**	**PM2.5 Total**	**Bio- CO2**	**NBio-CO2**	**Total CO2**	**CH4**	**N20**	**CO2e**
Percent Reduction	**0.00**	**0.00**	**0.00**	**0.00**	**0.00**	**0.00**	**0.00**	**0.00**	**0.00**	**0.00**	**0.00**	**0.00**	**0.00**	**0.00**	**0.00**	**0.00**

3.0 Construction Detail

Construction Phase

Phase Number	Phase Name	Phase Type	Start Date	End Date	Num Days Week	Num Days	Phase Description
1	Site Preparation	Site Preparation	5/15/2019	5/28/2019	5	10	
2	Grading	Grading	5/29/2019	6/11/2019	5	10	
3	Building Construction	Building Construction	6/12/2019	10/16/2020	5	353	
4	Paving	Paving	10/19/2020	11/13/2020	5	20	

Acres of Grading (Site Preparation Phase): 0

Acres of Grading (Grading Phase): 0

Acres of Paving: 0

Residential Indoor: 0; Residential Outdoor: 0; Non-Residential Indoor: 0; Non-Residential Outdoor: 0 (Architectural Coating – sqft)

OffRoad Equipment

Phase Name	Offroad Equipment Type	Amount	Usage Hours	Horse Power	Load Factor
Site Preparation	Graders	0	8.00	174	0.41
Site Preparation	Rubber Tired Dozers	1	8.00	255	0.40
Site Preparation	Tractors/Loaders/Backhoes	1	8.00	97	0.37
Grading	Concrete/Industrial Saws	0	8.00	81	0.73
Grading	Rubber Tired Dozers	1	1.00	255	0.40
Grading	Tractors/Loaders/Backhoes	1	6.00	97	0.37
Building Construction	Cranes	0	4.00	226	0.29
Building Construction	Excavators	1	8.00	162	0.38
Building Construction	Forklifts	1	6.00	89	0.20
Building Construction	Pumps	1	8.00	84	0.74
Building Construction	Tractors/Loaders/Backhoes	1	8.00	97	0.37
Building Construction	Welders	2	8.00	46	0.45
Paving	Cement and Mortar Mixers	0	6.00	9	0.56
Paving	Pavers	1	7.00	125	0.42
Paving	Paving Equipment	1	8.00	130	0.36
Paving	Rollers	1	7.00	80	0.38
Paving	Tractors/Loaders/Backhoes	0	7.00	97	0.37

Trips and VMT

Phase Name	Offroad Equipment Count	Worker Trip Number	Vendor Trip Number	Hauling Trip Number	Worker Trip Length	Vendor Trip Length	Hauling Trip Length	Worker Vehicle Class	Vendor Vehicle Class	Hauling Vehicle Class
Site Preparation	2	5.00	4.00	0.00	10.80	7.30	20.00	LD_Mix	HDT_Mix	HHDT
Grading	2	5.00	0.00	100.00	10.80	7.30	20.00	LD_Mix	HDT_Mix	HHDT
Building Construction	6	8.00	2.00	0.00	10.80	7.30	20.00	LD_Mix	HDT_Mix	HHDT
Paving	3	8.00	0.00	0.00	10.80	7.30	20.00	LD_Mix	HDT_Mix	HHDT

3.1 Mitigation Measures Construction

3.2 Site Preparation - 2019

Unmitigated Construction On-Site

	ROG	NOx	CO	SO2	Fugitive PM10	Exhaust PM10	PM10 Total	Fugitive PM2.5	Exhaust PM2.5	PM2.5 Total	Bio- CO2	NBio- CO2	Total CO2	CH4	N2O	CO2e
Category	lb/day										lb/day					
Fugitive Dust					6.0221	0.0000	6.0221	3.3102	0.0000	3.3102			0.0000			0.0000
Off-Road	1.2620	13.3891	10.8354	0.0120		0.6648	0.6648		0.6116	0.6116		1,189.7272	1,189.7272	0.3764		1,197.6319
Total	**1.2620**	**13.3891**	**10.8354**	**0.0120**	**6.0221**	**0.6648**	**6.6869**	**3.3102**	**0.6116**	**3.9219**		**1,189.7272**	**1,189.7272**	**0.3764**		**1,197.6319**

Unmitigated Construction Off-Site

	ROG	NOx	CO	SO2	Fugitive PM10	Exhaust PM10	PM10 Total	Fugitive PM2.5	Exhaust PM2.5	PM2.5 Total	Bio- CO2	NBio- CO2	Total CO2	CH4	N2O	CO2e
Category	lb/day										lb/day					
Hauling	0.0000	0.0000	0.0000	0.0000	0.0000	0.0000	0.0000	0.0000	0.0000	0.0000		0.0000	0.0000	0.0000		0.0000
Vendor	0.0337	0.2788	0.3782	9.5000e-004	0.0265	4.3000e-003	0.0308	7.5700e-003	3.9500e-003	0.0115		90.6238	90.6238	6.7000e-004		90.6378
Worker	0.0135	0.0157	0.1694	5.2000e-004	0.0411	2.9000e-004	0.0414	0.0109	2.7000e-004	0.0112		38.7326	38.7326	1.7600e-003		38.7696
Total	**0.0472**	**0.2945**	**0.5475**	**1.4700e-003**	**0.0676**	**4.5900e-003**	**0.0722**	**0.0185**	**4.2200e-003**	**0.0227**		**129.3564**	**129.3564**	**2.4300e-003**		**129.4074**

Mitigated Construction On-Site

	ROG	NOx	CO	SO2	Fugitive PM10	Exhaust PM10	PM10 Total	Fugitive PM2.5	Exhaust PM2.5	PM2.5 Total	Bio- CO2	NBio- CO2	Total CO2	CH4	N2O	CO2e
Category	lb/day										lb/day					
Fugitive Dust					6.0221	0.0000	6.0221	3.3102	0.0000	3.3102			0.0000			0.0000
Off-Road	1.2620	13.3891	10.8354	0.0120		0.6648	0.6648		0.6116	0.6116	0.0000	1,189.7272	1,189.7272	0.3764		1,197.6319
Total	**1.2620**	**13.3891**	**10.8354**	**0.0120**	**6.0221**	**0.6648**	**6.6869**	**3.3102**	**0.6116**	**3.9219**	**0.0000**	**1,189.7272**	**1,189.7272**	**0.3764**		**1,197.6319**

Mitigated Construction Off-Site

	ROG	NOx	CO	SO2	Fugitive PM10	Exhaust PM10	PM10 Total	Fugitive PM2.5	Exhaust PM2.5	PM2.5 Total	Bio- CO2	NBio- CO2	Total CO2	CH4	N2O	CO2e
Category	lb/day										lb/day					
Hauling	0.0000	0.0000	0.0000	0.0000	0.0000	0.0000	0.0000	0.0000	0.0000	0.0000		0.0000	0.0000	0.0000		0.0000
Vendor	0.0337	0.2788	0.3782	9.5000e-004	0.0265	4.3000e-003	0.0308	7.5700e-003	3.9500e-003	0.0115		90.6238	90.6238	6.7000e-004		90.6378
Worker	0.0135	0.0157	0.1694	5.2000e-004	0.0411	2.9000e-004	0.0414	0.0109	2.7000e-004	0.0112		38.7326	38.7326	1.7600e-003		38.7696
Total	**0.0472**	**0.2945**	**0.5475**	**1.4700e-003**	**0.0676**	**4.5900e-003**	**0.0722**	**0.0185**	**4.2200e-003**	**0.0227**		**129.3564**	**129.3564**	**2.4300e-003**		**129.4074**

3.3 Grading - 2019

Unmitigated Construction On-Site

	ROG	NOx	CO	SO2	Fugitive PM10	Exhaust PM10	PM10 Total	Fugitive PM2.5	Exhaust PM2.5	PM2.5 Total	Bio- CO2	NBio- CO2	Total CO2	CH4	N2O	CO2e
Category	lb/day										lb/day					
Fugitive Dust					0.7528	0.0000	0.7528	0.4138	0.0000	0.4138			0.0000			0.0000

Off-Road	0.3033	3.1345	2.7936	3.4400e-003		0.1806	0.1806		0.1662	0.1662		340.9296	340.9296	0.1079		343.1948
Total	**0.3033**	**3.1345**	**2.7936**	**3.4400e-003**	**0.7528**	**0.1806**	**0.9334**	**0.4138**	**0.1662**	**0.5800**		**340.9296**	**340.9296**	**0.1079**		**343.1948**

Unmitigated Construction Off-Site

	ROG	NOx	CO	SO2	Fugitive PM10	Exhaust PM10	PM10 Total	Fugitive PM2.5	Exhaust PM2.5	PM2.5 Total	Bio- CO2	NBio- CO2	Total CO2	CH4	N2O	CO2e
Category	lb/day										lb/day					
Hauling	0.1716	2.0615	1.7965	7.4500e-003	0.1743	0.0327	0.2070	0.0477	0.0301	0.0778		715.6787	715.6787	5.1000e-003		715.7858
Vendor	0.0000	0.0000	0.0000	0.0000	0.0000	0.0000	0.0000	0.0000	0.0000	0.0000		0.0000	0.0000	0.0000		0.0000
Worker	0.0135	0.0157	0.1694	5.2000e-004	0.0411	2.9000e-004	0.0414	0.0109	2.7000e-004	0.0112		38.7326	38.7326	1.7600e-003		38.7696
Total	**0.1850**	**2.0772**	**1.9659**	**7.9700e-003**	**0.2153**	**0.0330**	**0.2484**	**0.0586**	**0.0304**	**0.0890**		**754.4113**	**754.4113**	**6.8600e-003**		**754.5554**

Mitigated Construction On-Site

	ROG	NOx	CO	SO2	Fugitive PM10	Exhaust PM10	PM10 Total	Fugitive PM2.5	Exhaust PM2.5	PM2.5 Total	Bio- CO2	NBio- CO2	Total CO2	CH4	N2O	CO2e
Category	lb/day										lb/day					
Fugitive Dust					0.7528	0.0000	0.7528	0.4138	0.0000	0.4138			0.0000			0.0000
Off-Road	0.3033	3.1345	2.7936	3.4400e-003		0.1806	0.1806		0.1662	0.1662	0.0000	340.9296	340.9296	0.1079		343.1948
Total	**0.3033**	**3.1345**	**2.7936**	**3.4400e-003**	**0.7528**	**0.1806**	**0.9334**	**0.4138**	**0.1662**	**0.5800**	**0.0000**	**340.9296**	**340.9296**	**0.1079**		**343.1948**

Mitigated Construction Off-Site

	ROG	NOx	CO	SO2	Fugitive PM10	Exhaust PM10	PM10 Total	Fugitive PM2.5	Exhaust PM2.5	PM2.5 Total	Bio- CO2	NBio- CO2	Total CO2	CH4	N2O	CO2e
Category	lb/day										lb/day					
Hauling	0.1716	2.0615	1.7965	7.4500e-003	0.1743	0.0327	0.2070	0.0477	0.0301	0.0778		715.6787	715.6787	5.1000e-003		715.7858
Vendor	0.0000	0.0000	0.0000	0.0000	0.0000	0.0000	0.0000	0.0000	0.0000	0.0000		0.0000	0.0000	0.0000		0.0000
Worker	0.0135	0.0157	0.1694	5.2000e-004	0.0411	2.9000e-004	0.0414	0.0109	2.7000e-004	0.0112		38.7326	38.7326	1.7600e-003		38.7696
Total	**0.1850**	**2.0772**	**1.9659**	**7.9700e-003**	**0.2153**	**0.0330**	**0.2484**	**0.0586**	**0.0304**	**0.0890**		**754.4113**	**754.4113**	**6.8600e-003**		**754.5554**

3.4 Building Construction - 2019

Unmitigated Construction On-Site

	ROG	NOx	CO	SO2	Fugitive PM10	Exhaust PM10	PM10 Total	Fugitive PM2.5	Exhaust PM2.5	PM2.5 Total	Bio- CO2	NBio- CO2	Total CO2	CH4	N2O	CO2e
Category	lb/day										lb/day					
Off-Road	1.8608	13.2407	13.9397	0.0212		0.8089	0.8089		0.7791	0.7791		1,983.0877	1,983.0877	0.4101		1,991.6986
Total	**1.8608**	**13.2407**	**13.9397**	**0.0212**		**0.8089**	**0.8089**		**0.7791**	**0.7791**		**1,983.0877**	**1,983.0877**	**0.4101**		**1,991.6986**

Unmitigated Construction Off-Site

	ROG	NOx	CO	SO2	Fugitive PM10	Exhaust PM10	PM10 Total	Fugitive PM2.5	Exhaust PM2.5	PM2.5 Total	Bio- CO2	NBio- CO2	Total CO2	CH4	N2O	CO2e
Category	lb/day										lb/day					

Hauling	0.0000	0.0000	0.0000	0.0000	0.0000	0.0000	0.0000	0.0000	0.0000	0.0000		0.0000	0.0000	0.0000		0.0000
Vendor	0.0169	0.1394	0.1891	4.7000e-004	0.0133	2.1500e-003	0.0154	3.7900e-003	1.9800e-003	5.7600e-003		45.3119	45.3119	3.3000e-004		45.3189
Worker	0.0215	0.0252	0.2710	8.3000e-004	0.0657	4.7000e-004	0.0662	0.0174	4.3000e-004	0.0179		61.9722	61.9722	2.8200e-003		62.0314
Total	**0.0384**	**0.1645**	**0.4601**	**1.3000e-003**	**0.0790**	**2.6200e-003**	**0.0816**	**0.0212**	**2.4100e-003**	**0.0236**		**107.2841**	**107.2841**	**3.1500e-003**		**107.3503**

Mitigated Construction On-Site

	ROG	NOx	CO	SO2	Fugitive PM10	Exhaust PM10	PM10 Total	Fugitive PM2.5	Exhaust PM2.5	PM2.5 Total	Bio- CO2	NBio- CO2	Total CO2	CH4	N2O	CO2e
Category	lb/day										lb/day					
Off-Road	1.8608	13.2407	13.9397	0.0212		0.8089	0.8089		0.7791	0.7791	0.0000	1,983.0877	1,983.0877	0.4101		1,991.6986
Total	**1.8608**	**13.2407**	**13.9397**	**0.0212**		**0.8089**	**0.8089**		**0.7791**	**0.7791**	**0.0000**	**1,983.0877**	**1,983.0877**	**0.4101**		**1,991.6986**

Mitigated Construction Off-Site

	ROG	NOx	CO	SO2	Fugitive PM10	Exhaust PM10	PM10 Total	Fugitive PM2.5	Exhaust PM2.5	PM2.5 Total	Bio- CO2	NBio- CO2	Total CO2	CH4	N2O	CO2e
Category	lb/day										lb/day					
Hauling	0.0000	0.0000	0.0000	0.0000	0.0000	0.0000	0.0000	0.0000	0.0000	0.0000		0.0000	0.0000	0.0000		0.0000
Vendor	0.0169	0.1394	0.1891	4.7000e-004	0.0133	2.1500e-003	0.0154	3.7900e-003	1.9800e-003	5.7600e-003		45.3119	45.3119	3.3000e-004		45.3189
Worker	0.0215	0.0252	0.2710	8.3000e-004	0.0657	4.7000e-004	0.0662	0.0174	4.3000e-004	0.0179		61.9722	61.9722	2.8200e-003		62.0314
Total	**0.0384**	**0.1645**	**0.4601**	**1.3000e-003**	**0.0790**	**2.6200e-003**	**0.0816**	**0.0212**	**2.4100e-003**	**0.0236**		**107.2841**	**107.2841**	**3.1500e-003**		**107.3503**

3.4 Building Construction - 2020

Unmitigated Construction On-Site

	ROG	NOx	CO	SO2	Fugitive PM10	Exhaust PM10	PM10 Total	Fugitive PM2.5	Exhaust PM2.5	PM2.5 Total	Bio- CO2	NBio- CO2	Total CO2	CH4	N2O	CO2e
Category	lb/day										lb/day					
Off-Road	1.6760	12.2237	13.8120	0.0212		0.7064	0.7064		0.6804	0.6804		1,962.5613	1,962.5613	0.3976		1,970.9116
Total	**1.6760**	**12.2237**	**13.8120**	**0.0212**		**0.7064**	**0.7064**		**0.6804**	**0.6804**		**1,962.5613**	**1,962.5613**	**0.3976**		**1,970.9116**

Unmitigated Construction Off-Site

	ROG	NOx	CO	SO2	Fugitive PM10	Exhaust PM10	PM10 Total	Fugitive PM2.5	Exhaust PM2.5	PM2.5 Total	Bio- CO2	NBio- CO2	Total CO2	CH4	N2O	CO2e
Category	lb/day										lb/day					
Hauling	0.0000	0.0000	0.0000	0.0000	0.0000	0.0000	0.0000	0.0000	0.0000	0.0000		0.0000	0.0000	0.0000		0.0000
Vendor	0.0160	0.1188	0.1823	4.7000e-004	0.0133	1.9300e-003	0.0152	3.7900e-003	1.7700e-003	5.5600e-003		44.2762	44.2762	3.2000e-004		44.2829
Worker	0.0204	0.0235	0.2537	8.3000e-004	0.0657	4.7000e-004	0.0662	0.0174	4.3000e-004	0.0179		59.4773	59.4773	2.6800e-003		59.5336
Total	**0.0363**	**0.1423**	**0.4359**	**1.3000e-003**	**0.0790**	**2.4000e-003**	**0.0814**	**0.0212**	**2.2000e-003**	**0.0234**		**103.7535**	**103.7535**	**3.0000e-003**		**103.8165**

Mitigated Construction On-Site

	ROG	NOx	CO	SO2	Fugitive PM10	Exhaust PM10	PM10 Total	Fugitive PM2.5	Exhaust PM2.5	PM2.5 Total	Bio- CO2	NBio- CO2	Total CO2	CH4	N2O	CO2e
Category	lb/day										lb/day					
Off-Road	1.6760	12.2237	13.8120	0.0212		0.7064	0.7064		0.6804	0.6804	0.0000	1,962.5613	1,962.5613	0.3976		1,970.9116
Total	**1.6760**	**12.2237**	**13.8120**	**0.0212**		**0.7064**	**0.7064**		**0.6804**	**0.6804**	**0.0000**	**1,962.5613**	**1,962.5613**	**0.3976**		**1,970.9116**

Mitigated Construction Off-Site

	ROG	NOx	CO	SO2	Fugitive PM10	Exhaust PM10	PM10 Total	Fugitive PM2.5	Exhaust PM2.5	PM2.5 Total	Bio- CO2	NBio- CO2	Total CO2	CH4	N2O	CO2e
Category	lb/day										lb/day					
Hauling	0.0000	0.0000	0.0000	0.0000	0.0000	0.0000	0.0000	0.0000	0.0000	0.0000		0.0000	0.0000	0.0000		0.0000
Vendor	0.0160	0.1188	0.1823	4.7000e-004	0.0133	1.9300e-003	0.0152	3.7900e-003	1.7700e-003	5.5600e-003		44.2762	44.2762	3.2000e-004		44.2829
Worker	0.0204	0.0235	0.2537	8.3000e-004	0.0657	4.7000e-004	0.0662	0.0174	4.3000e-004	0.0179		59.4773	59.4773	2.6800e-003		59.5336
Total	**0.0363**	**0.1423**	**0.4359**	**1.3000e-003**	**0.0790**	**2.4000e-003**	**0.0814**	**0.0212**	**2.2000e-003**	**0.0234**		**103.7535**	**103.7535**	**3.0000e-003**		**103.8165**

3.5 Paving - 2020

Unmitigated Construction On-Site

	ROG	NOx	CO	SO2	Fugitive PM10	Exhaust PM10	PM10 Total	Fugitive PM2.5	Exhaust PM2.5	PM2.5 Total	Bio- CO2	NBio- CO2	Total CO2	CH4	N2O	CO2e
Category	lb/day										lb/day					
Off-Road	0.6074	6.2943	6.5911	0.0103		0.3365	0.3365		0.3096	0.3096		993.9001	993.9001	0.3215		1,000.6504

Paving	0.0000					0.0000	0.0000		0.0000	0.0000			0.0000			0.0000
Total	**0.6074**	**6.2943**	**6.5911**	**0.0103**		**0.3365**	**0.3365**		**0.3096**	**0.3096**		**993.9001**	**993.9001**	**0.3215**		**1,000.6504**

Unmitigated Construction Off-Site

	ROG	NOx	CO	SO2	Fugitive PM10	Exhaust PM10	PM10 Total	Fugitive PM2.5	Exhaust PM2.5	PM2.5 Total	Bio- CO2	NBio- CO2	Total CO2	CH4	N2O	CO2e
Category	lb/day										lb/day					
Hauling	0.0000	0.0000	0.0000	0.0000	0.0000	0.0000	0.0000	0.0000	0.0000	0.0000		0.0000	0.0000	0.0000		0.0000
Vendor	0.0000	0.0000	0.0000	0.0000	0.0000	0.0000	0.0000	0.0000	0.0000	0.0000		0.0000	0.0000	0.0000		0.0000
Worker	0.0204	0.0235	0.2537	8.3000e-004	0.0657	4.7000e-004	0.0662	0.0174	4.3000e-004	0.0179		59.4773	59.4773	2.6800e-003		59.5336
Total	**0.0204**	**0.0235**	**0.2537**	**8.3000e-004**	**0.0657**	**4.7000e-004**	**0.0662**	**0.0174**	**4.3000e-004**	**0.0179**		**59.4773**	**59.4773**	**2.6800e-003**		**59.5336**

Mitigated Construction On-Site

	ROG	NOx	CO	SO2	Fugitive PM10	Exhaust PM10	PM10 Total	Fugitive PM2.5	Exhaust PM2.5	PM2.5 Total	Bio- CO2	NBio- CO2	Total CO2	CH4	N2O	CO2e
Category	lb/day										lb/day					
Off-Road	0.6074	6.2943	6.5911	0.0103		0.3365	0.3365		0.3096	0.3096	0.0000	993.9000	993.9000	0.3215		1,000.6504
Paving	0.0000					0.0000	0.0000		0.0000	0.0000			0.0000			0.0000
Total	**0.6074**	**6.2943**	**6.5911**	**0.0103**		**0.3365**	**0.3365**		**0.3096**	**0.3096**	**0.0000**	**993.9000**	**993.9000**	**0.3215**		**1,000.6504**

Mitigated Construction Off-Site

	ROG	NOx	CO	SO2	Fugitive PM10	Exhaust PM10	PM10 Total	Fugitive PM2.5	Exhaust PM2.5	PM2.5 Total	Bio- CO2	NBio- CO2	Total CO2	CH4	N2O	CO2e
Category	lb/day										lb/day					
Hauling	0.0000	0.0000	0.0000	0.0000	0.0000	0.0000	0.0000	0.0000	0.0000	0.0000		0.0000	0.0000	0.0000		0.0000
Vendor	0.0000	0.0000	0.0000	0.0000	0.0000	0.0000	0.0000	0.0000	0.0000	0.0000		0.0000	0.0000	0.0000		0.0000
Worker	0.0204	0.0235	0.2537	8.3000e-004	0.0657	4.7000e-004	0.0662	0.0174	4.3000e-004	0.0179		59.4773	59.4773	2.6800e-003		59.5336
Total	**0.0204**	**0.0235**	**0.2537**	**8.3000e-004**	**0.0657**	**4.7000e-004**	**0.0662**	**0.0174**	**4.3000e-004**	**0.0179**		**59.4773**	**59.4773**	**2.6800e-003**		**59.5336**

4.0 Operational Detail - Mobile

4.1 Mitigation Measures Mobile

	ROG	NOx	CO	SO2	Fugitive PM10	Exhaust PM10	PM10 Total	Fugitive PM2.5	Exhaust PM2.5	PM2.5 Total	Bio- CO2	NBio- CO2	Total CO2	CH4	N2O	CO2e
Category	lb/day										lb/day					
Mitigated	0.0000	0.0000	0.0000	0.0000	0.0000	0.0000	0.0000	0.0000	0.0000	0.0000		0.0000	0.0000	0.0000		0.0000
Unmitigated	0.0000	0.0000	0.0000	0.0000	0.0000	0.0000	0.0000	0.0000	0.0000	0.0000		0.0000	0.0000	0.0000		0.0000

4.2 Trip Summary Information

	Average Daily Trip Rate			Unmitigated	Mitigated
Land Use	Weekday	Saturday	Sunday	Annual VMT	Annual VMT
User Defined Industrial	0.00	0.00	0.00		
Total	0.00	0.00	0.00		

4.3 Trip Type Information

	Miles			Trip %			Trip Purpose %		
Land Use	H-W or C-W	H-S or C-C	H-O or C-NW	H-W or C-W	H-S or C-C	H-O or C-NW	Primary	Diverted	Pass-by
User Defined Industrial	9.50	7.30	7.30	0.00	0.00	0.00	0	0	0

LDA	LDT1	LDT2	MDV	LHD1	LHD2	MHD	HHD	OBUS	UBUS	MCY	SBUS	MH
0.513300	0.073549	0.191092	0.130830	0.036094	0.005140	0.012550	0.022916	0.001871	0.002062	0.006564	0.000586	0.003446

5.0 Energy Detail

4.4 Fleet Mix

Historical Energy Use: N

5.1 Mitigation Measures Energy

	ROG	NOx	CO	SO2	Fugitive PM10	Exhaust PM10	PM10 Total	Fugitive PM2.5	Exhaust PM2.5	PM2.5 Total	Bio- CO2	NBio- CO2	Total CO2	CH4	N2O	CO2e
Category	lb/day										lb/day					
NaturalGas Mitigated	0.0000	0.0000	0.0000	0.0000		0.0000	0.0000		0.0000	0.0000		0.0000	0.0000	0.0000	0.0000	0.0000
NaturalGas Unmitigated	0.0000	0.0000	0.0000	0.0000		0.0000	0.0000		0.0000	0.0000		0.0000	0.0000	0.0000	0.0000	0.0000

5.2 Energy by Land Use - NaturalGas

Unmitigated

	NaturalGas Use	ROG	NOx	CO	SO2	Fugitive PM10	Exhaust PM10	PM10 Total	Fugitive PM2.5	Exhaust PM2.5	PM2.5 Total	Bio- CO2	NBio- CO2	Total CO2	CH4	N2O	CO2e

Land Use	kBTU/yr	lb/day										lb/day					
User Defined Industrial	0	0.0000	0.0000	0.0000	0.0000		0.0000	0.0000		0.0000	0.0000		0.0000	0.0000	0.0000	0.0000	0.0000
Total		**0.0000**	**0.0000**	**0.0000**	**0.0000**		**0.0000**	**0.0000**		**0.0000**	**0.0000**		**0.0000**	**0.0000**	**0.0000**	**0.0000**	**0.0000**

Mitigated

	NaturalGas Use	ROG	NOx	CO	SO2	Fugitive PM10	Exhaust PM10	PM10 Total	Fugitive PM2.5	Exhaust PM2.5	PM2.5 Total	Bio- CO2	NBio- CO2	Total CO2	CH4	N2O	CO2e
Land Use	kBTU/yr	lb/day										lb/day					
User Defined Industrial	0	0.0000	0.0000	0.0000	0.0000		0.0000	0.0000		0.0000	0.0000		0.0000	0.0000	0.0000	0.0000	0.0000
Total		**0.0000**	**0.0000**	**0.0000**	**0.0000**		**0.0000**	**0.0000**		**0.0000**	**0.0000**		**0.0000**	**0.0000**	**0.0000**	**0.0000**	**0.0000**

6.0 Area Detail

6.1 Mitigation Measures Area

	ROG	NOx	CO	SO2	Fugitive PM10	Exhaust PM10	PM10 Total	Fugitive PM2.5	Exhaust PM2.5	PM2.5 Total	Bio- CO2	NBio- CO2	Total CO2	CH4	N2O	CO2e
Category	lb/day										lb/day					
Mitigated	1.0000e-005	0.0000	1.0000e-004	0.0000		0.0000	0.0000		0.0000	0.0000		2.2000e-004	2.2000e-004	0.0000		2.3000e-004
Unmitigated	1.0000e-005	0.0000	1.0000e-004	0.0000		0.0000	0.0000		0.0000	0.0000		2.2000e-004	2.2000e-004	0.0000		2.3000e-004

6.2 Area by SubCategory

Unmitigated

	ROG	NOx	CO	SO2	Fugitive PM10	Exhaust PM10	PM10 Total	Fugitive PM2.5	Exhaust PM2.5	PM2.5 Total	Bio- CO2	NBio- CO2	Total CO2	CH4	N2O	CO2e
SubCategory	lb/day										lb/day					
Architectural Coating	0.0000					0.0000	0.0000		0.0000	0.0000			0.0000			0.0000
Consumer Products	0.0000					0.0000	0.0000		0.0000	0.0000			0.0000			0.0000
Landscaping	1.0000e-005	0.0000	1.0000e-004	0.0000		0.0000	0.0000		0.0000	0.0000		2.2000e-004	2.2000e-004	0.0000		2.3000e-004
Total	**1.0000e-005**	**0.0000**	**1.0000e-004**	**0.0000**		**0.0000**	**0.0000**		**0.0000**	**0.0000**		**2.2000e-004**	**2.2000e-004**	**0.0000**		**2.3000e-004**

Mitigated

	ROG	NOx	CO	SO2	Fugitive PM10	Exhaust PM10	PM10 Total	Fugitive PM2.5	Exhaust PM2.5	PM2.5 Total	Bio- CO2	NBio- CO2	Total CO2	CH4	N2O	CO2e
SubCategory	lb/day										lb/day					
Architectural Coating	0.0000					0.0000	0.0000		0.0000	0.0000			0.0000			0.0000
Consumer Products	0.0000					0.0000	0.0000		0.0000	0.0000			0.0000			0.0000
Landscaping	1.0000e-005	0.0000	1.0000e-004	0.0000		0.0000	0.0000		0.0000	0.0000		2.2000e-004	2.2000e-004	0.0000		2.3000e-004
Total	**1.0000e-005**	**0.0000**	**1.0000e-004**	**0.0000**		**0.0000**	**0.0000**		**0.0000**	**0.0000**		**2.2000e-004**	**2.2000e-004**	**0.0000**		**2.3000e-004**

7.0 Water Detail

7.1 Mitigation Measures Water

8.0 Waste Detail

8.1 Mitigation Measures Waste

9.0 Operational Offroad

Equipment Type	Number	Hours/Day	Days/Year	Horse Power	Load Factor	Fuel Type

10.0 Vegetation

Morena Pump Station Const

San Diego Air Basin, Summer

1.0 Project Characteristics

1.1 Land Usage

Land Uses	Size	Metric	Lot Acreage	Floor Surface Area	Population
User Defined Industrial	1.00	User Defined Unit	0.00	0.00	0

1.2 Other Project Characteristics

Urbanization	Urban	**Wind Speed (m/s)**	2.6	**Precipitation Freq (Days)**	40
Climate Zone	13			**Operational Year**	2020
Utility Company	San Diego Gas & Electric				
CO2 Intensity (lb/MWhr)	720.49	**CH4 Intensity (lb/MWhr)**	0.029	**N2O Intensity (lb/MWhr)**	0.006

1.3 User Entered Comments & Non-Default Data

Project Characteristics -

Land Use -

Construction Phase - Modified

Off-road Equipment - Modified

Off-road Equipment - Modified

Off-road Equipment - Modified

Off-road Equipment - Modified

Trips and VMT - Modified

Table Name	Column Name	Default Value	New Value
tblConstructionPhase	NumDays	0.00	233.00
tblConstructionPhase	NumDays	0.00	10.00

tblConstructionPhase	NumDays	0.00	10.00
tblConstructionPhase	NumDays	0.00	10.00
tblOffRoadEquipment	OffRoadEquipmentUnitAmount	4.00	0.00
tblOffRoadEquipment	OffRoadEquipmentUnitAmount	1.00	0.00
tblOffRoadEquipment	OffRoadEquipmentUnitAmount	1.00	0.00
tblOffRoadEquipment	OffRoadEquipmentUnitAmount	2.00	1.00
tblOffRoadEquipment	OffRoadEquipmentUnitAmount	1.00	0.00
tblOffRoadEquipment	OffRoadEquipmentUnitAmount	2.00	1.00
tblOffRoadEquipment	OffRoadEquipmentUnitAmount	2.00	1.00
tblOffRoadEquipment	OffRoadEquipmentUnitAmount	1.00	0.00
tblProjectCharacteristics	OperationalYear	2014	2020
tblTripsAndVMT	HaulingTripNumber	0.00	100.00
tblTripsAndVMT	VendorTripNumber	0.00	4.00
tblTripsAndVMT	VendorTripNumber	0.00	2.00
tblTripsAndVMT	WorkerTripNumber	0.00	8.00

2.0 Emissions Summary

2.1 Overall Construction (Maximum Daily Emission)

Unmitigated Construction

	ROG	NOx	CO	SO2	Fugitive PM10	Exhaust PM10	PM10 Total	Fugitive PM2.5	Exhaust PM2.5	PM2.5 Total	Bio- CO2	NBio- CO2	Total CO2	CH4	N2O	CO2e
Year	lb/day										lb/day					
2019	1.8991	13.6836	14.3998	0.0225	6.0897	0.8115	6.7591	3.3287	0.7816	3.9445	0.0000	2,090.3717	2,090.3717	0.4132	0.0000	2,099.0489
2020	1.7124	12.3659	14.2480	0.0225	0.0790	0.7088	0.7878	0.0212	0.6826	0.7038	0.0000	2,066.3148	2,066.3148	0.4006	0.0000	2,074.7281
Total	**3.6115**	**26.0495**	**28.6477**	**0.0451**	**6.1687**	**1.5203**	**7.5469**	**3.3499**	**1.4641**	**4.6484**	**0.0000**	**4,156.6865**	**4,156.6865**	**0.8138**	**0.0000**	**4,173.7770**

Mitigated Construction

	ROG	NOx	CO	SO2	Fugitive PM10	Exhaust PM10	PM10 Total	Fugitive PM2.5	Exhaust PM2.5	PM2.5 Total	Bio- CO2	NBio- CO2	Total CO2	CH4	N2O	CO2e
Year	lb/day										lb/day					
2019	1.8991	13.6836	14.3998	0.0225	6.0897	0.8115	6.7591	3.3287	0.7816	3.9445	0.0000	2,090.3717	2,090.3717	0.4132	0.0000	2,099.0489
2020	1.7124	12.3659	14.2480	0.0225	0.0790	0.7088	0.7878	0.0212	0.6826	0.7038	0.0000	2,066.3148	2,066.3148	0.4006	0.0000	2,074.7281
Total	**3.6115**	**26.0495**	**28.6477**	**0.0451**	**6.1687**	**1.5203**	**7.5469**	**3.3499**	**1.4641**	**4.6484**	**0.0000**	**4,156.6865**	**4,156.6865**	**0.8138**	**0.0000**	**4,173.7770**

	ROG	**NOx**	**CO**	**SO2**	**Fugitive PM10**	**Exhaust PM10**	**PM10 Total**	**Fugitive PM2.5**	**Exhaust PM2.5**	**PM2.5 Total**	**Bio- CO2**	**NBio-CO2**	**Total CO2**	**CH4**	**N20**	**CO2e**
Percent Reduction	**0.00**	**0.00**	**0.00**	**0.00**	**0.00**	**0.00**	**0.00**	**0.00**	**0.00**	**0.00**	**0.00**	**0.00**	**0.00**	**0.00**	**0.00**	**0.00**

2.2 Overall Operational

Unmitigated Operational

	ROG	NOx	CO	SO2	Fugitive PM10	Exhaust PM10	PM10 Total	Fugitive PM2.5	Exhaust PM2.5	PM2.5 Total	Bio- CO2	NBio- CO2	Total CO2	CH4	N2O	CO2e
Category	lb/day										lb/day					
Area	1.0000e-005	0.0000	1.0000e-004	0.0000		0.0000	0.0000		0.0000	0.0000		2.2000e-004	2.2000e-004	0.0000		2.3000e-004
Energy	0.0000	0.0000	0.0000	0.0000		0.0000	0.0000		0.0000	0.0000		0.0000	0.0000	0.0000	0.0000	0.0000
Mobile	0.0000	0.0000	0.0000	0.0000	0.0000	0.0000	0.0000	0.0000	0.0000	0.0000		0.0000	0.0000	0.0000		0.0000
Total	**1.0000e-005**	**0.0000**	**1.0000e-004**	**0.0000**	**0.0000**	**0.0000**	**0.0000**	**0.0000**	**0.0000**	**0.0000**		**2.2000e-004**	**2.2000e-004**	**0.0000**	**0.0000**	**2.3000e-004**

Mitigated Operational

	ROG	NOx	CO	SO2	Fugitive PM10	Exhaust PM10	PM10 Total	Fugitive PM2.5	Exhaust PM2.5	PM2.5 Total	Bio- CO2	NBio- CO2	Total CO2	CH4	N2O	CO2e
Category	lb/day										lb/day					
Area	1.0000e-005	0.0000	1.0000e-004	0.0000		0.0000	0.0000		0.0000	0.0000		2.2000e-004	2.2000e-004	0.0000		2.3000e-004
Energy	0.0000	0.0000	0.0000	0.0000		0.0000	0.0000		0.0000	0.0000		0.0000	0.0000	0.0000	0.0000	0.0000
Mobile	0.0000	0.0000	0.0000	0.0000	0.0000	0.0000	0.0000	0.0000	0.0000	0.0000		0.0000	0.0000	0.0000		0.0000
Total	**1.0000e-005**	**0.0000**	**1.0000e-004**	**0.0000**	**0.0000**	**0.0000**	**0.0000**	**0.0000**	**0.0000**	**0.0000**		**2.2000e-004**	**2.2000e-004**	**0.0000**	**0.0000**	**2.3000e-004**

	ROG	**NOx**	**CO**	**SO2**	**Fugitive PM10**	**Exhaust PM10**	**PM10 Total**	**Fugitive PM2.5**	**Exhaust PM2.5**	**PM2.5 Total**	**Bio- CO2**	**NBio-CO2**	**Total CO2**	**CH4**	**N20**	**CO2e**
Percent Reduction	**0.00**	**0.00**	**0.00**	**0.00**	**0.00**	**0.00**	**0.00**	**0.00**	**0.00**	**0.00**	**0.00**	**0.00**	**0.00**	**0.00**	**0.00**	**0.00**

3.0 Construction Detail

Construction Phase

Phase Number	Phase Name	Phase Type	Start Date	End Date	Num Days Week	Num Days	Phase Description
1	Site Preparation	Site Preparation	5/15/2019	5/28/2019	5	10	
2	Grading	Grading	5/29/2019	6/11/2019	5	10	
3	Building Construction	Building Construction	6/12/2019	5/1/2020	5	233	
4	Paving	Paving	5/2/2020	5/15/2020	5	10	

Acres of Grading (Site Preparation Phase): 0

Acres of Grading (Grading Phase): 0

Acres of Paving: 0

Residential Indoor: 0; Residential Outdoor: 0; Non-Residential Indoor: 0; Non-Residential Outdoor: 0 (Architectural Coating – sqft)

OffRoad Equipment

Phase Name	Offroad Equipment Type	Amount	Usage Hours	Horse Power	Load Factor
Site Preparation	Graders	0	8.00	174	0.41
Site Preparation	Rubber Tired Dozers	1	8.00	255	0.40
Site Preparation	Tractors/Loaders/Backhoes	1	8.00	97	0.37
Grading	Concrete/Industrial Saws	0	8.00	81	0.73
Grading	Rubber Tired Dozers	1	1.00	255	0.40
Grading	Tractors/Loaders/Backhoes	1	6.00	97	0.37
Building Construction	Cranes	0	4.00	226	0.29
Building Construction	Excavators	1	8.00	162	0.38
Building Construction	Forklifts	1	6.00	89	0.20
Building Construction	Pumps	1	8.00	84	0.74
Building Construction	Tractors/Loaders/Backhoes	1	8.00	97	0.37
Building Construction	Welders	2	8.00	46	0.45
Paving	Cement and Mortar Mixers	0	6.00	9	0.56
Paving	Pavers	1	7.00	125	0.42
Paving	Paving Equipment	1	8.00	130	0.36
Paving	Rollers	1	7.00	80	0.38
Paving	Tractors/Loaders/Backhoes	0	7.00	97	0.37

Trips and VMT

Phase Name	Offroad Equipment Count	Worker Trip Number	Vendor Trip Number	Hauling Trip Number	Worker Trip Length	Vendor Trip Length	Hauling Trip Length	Worker Vehicle Class	Vendor Vehicle Class	Hauling Vehicle Class
Site Preparation	2	5.00	4.00	0.00	10.80	7.30	20.00	LD_Mix	HDT_Mix	HHDT
Grading	2	5.00	0.00	100.00	10.80	7.30	20.00	LD_Mix	HDT_Mix	HHDT
Building Construction	6	8.00	2.00	0.00	10.80	7.30	20.00	LD_Mix	HDT_Mix	HHDT
Paving	3	8.00	0.00	0.00	10.80	7.30	20.00	LD_Mix	HDT_Mix	HHDT

3.1 Mitigation Measures Construction

3.2 Site Preparation - 2019

Unmitigated Construction On-Site

	ROG	NOx	CO	SO2	Fugitive PM10	Exhaust PM10	PM10 Total	Fugitive PM2.5	Exhaust PM2.5	PM2.5 Total	Bio- CO2	NBio- CO2	Total CO2	CH4	N2O	CO2e
Category	lb/day										lb/day					
Fugitive Dust					6.0221	0.0000	6.0221	3.3102	0.0000	3.3102			0.0000			0.0000
Off-Road	1.2620	13.3891	10.8354	0.0120		0.6648	0.6648		0.6116	0.6116		1,189.7272	1,189.7272	0.3764		1,197.6319
Total	**1.2620**	**13.3891**	**10.8354**	**0.0120**	**6.0221**	**0.6648**	**6.6869**	**3.3102**	**0.6116**	**3.9219**		**1,189.7272**	**1,189.7272**	**0.3764**		**1,197.6319**

Unmitigated Construction Off-Site

	ROG	NOx	CO	SO2	Fugitive PM10	Exhaust PM10	PM10 Total	Fugitive PM2.5	Exhaust PM2.5	PM2.5 Total	Bio- CO2	NBio- CO2	Total CO2	CH4	N2O	CO2e
Category	lb/day										lb/day					
Hauling	0.0000	0.0000	0.0000	0.0000	0.0000	0.0000	0.0000	0.0000	0.0000	0.0000		0.0000	0.0000	0.0000		0.0000
Vendor	0.0337	0.2788	0.3782	9.5000e-004	0.0265	4.3000e-003	0.0308	7.5700e-003	3.9500e-003	0.0115		90.6238	90.6238	6.7000e-004		90.6378
Worker	0.0135	0.0157	0.1694	5.2000e-004	0.0411	2.9000e-004	0.0414	0.0109	2.7000e-004	0.0112		38.7326	38.7326	1.7600e-003		38.7696
Total	**0.0472**	**0.2945**	**0.5475**	**1.4700e-003**	**0.0676**	**4.5900e-003**	**0.0722**	**0.0185**	**4.2200e-003**	**0.0227**		**129.3564**	**129.3564**	**2.4300e-003**		**129.4074**

Mitigated Construction On-Site

	ROG	NOx	CO	SO2	Fugitive PM10	Exhaust PM10	PM10 Total	Fugitive PM2.5	Exhaust PM2.5	PM2.5 Total	Bio- CO2	NBio- CO2	Total CO2	CH4	N2O	CO2e

Category	lb/day										lb/day					
Fugitive Dust					6.0221	0.0000	6.0221	3.3102	0.0000	3.3102			0.0000			0.0000
Off-Road	1.2620	13.3891	10.8354	0.0120		0.6648	0.6648		0.6116	0.6116	0.0000	1,189.7272	1,189.7272	0.3764		1,197.6319
Total	**1.2620**	**13.3891**	**10.8354**	**0.0120**	**6.0221**	**0.6648**	**6.6869**	**3.3102**	**0.6116**	**3.9219**	**0.0000**	**1,189.7272**	**1,189.7272**	**0.3764**		**1,197.6319**

Mitigated Construction Off-Site

	ROG	NOx	CO	SO2	Fugitive PM10	Exhaust PM10	PM10 Total	Fugitive PM2.5	Exhaust PM2.5	PM2.5 Total	Bio- CO2	NBio- CO2	Total CO2	CH4	N2O	CO2e
Category	lb/day										lb/day					
Hauling	0.0000	0.0000	0.0000	0.0000	0.0000	0.0000	0.0000	0.0000	0.0000	0.0000		0.0000	0.0000	0.0000		0.0000
Vendor	0.0337	0.2788	0.3782	9.5000e-004	0.0265	4.3000e-003	0.0308	7.5700e-003	3.9500e-003	0.0115		90.6238	90.6238	6.7000e-004		90.6378
Worker	0.0135	0.0157	0.1694	5.2000e-004	0.0411	2.9000e-004	0.0414	0.0109	2.7000e-004	0.0112		38.7326	38.7326	1.7600e-003		38.7696
Total	**0.0472**	**0.2945**	**0.5475**	**1.4700e-003**	**0.0676**	**4.5900e-003**	**0.0722**	**0.0185**	**4.2200e-003**	**0.0227**		**129.3564**	**129.3564**	**2.4300e-003**		**129.4074**

3.3 Grading - 2019

Unmitigated Construction On-Site

	ROG	NOx	CO	SO2	Fugitive PM10	Exhaust PM10	PM10 Total	Fugitive PM2.5	Exhaust PM2.5	PM2.5 Total	Bio- CO2	NBio- CO2	Total CO2	CH4	N2O	CO2e
Category	lb/day										lb/day					
Fugitive Dust					0.7528	0.0000	0.7528	0.4138	0.0000	0.4138			0.0000			0.0000
Off-Road	0.3033	3.1345	2.7936	3.4400e-003		0.1806	0.1806		0.1662	0.1662		340.9296	340.9296	0.1079		343.1948

Total	**0.3033**	**3.1345**	**2.7936**	**3.4400e-003**	**0.7528**	**0.1806**	**0.9334**	**0.4138**	**0.1662**	**0.5800**		**340.9296**	**340.9296**	**0.1079**		**343.1948**

Unmitigated Construction Off-Site

	ROG	NOx	CO	SO2	Fugitive PM10	Exhaust PM10	PM10 Total	Fugitive PM2.5	Exhaust PM2.5	PM2.5 Total	Bio- CO2	NBio- CO2	Total CO2	CH4	N2O	CO2e
Category	lb/day										lb/day					
Hauling	0.1716	2.0615	1.7965	7.4500e-003	0.1743	0.0327	0.2070	0.0477	0.0301	0.0778		715.6787	715.6787	5.1000e-003		715.7858
Vendor	0.0000	0.0000	0.0000	0.0000	0.0000	0.0000	0.0000	0.0000	0.0000	0.0000		0.0000	0.0000	0.0000		0.0000
Worker	0.0135	0.0157	0.1694	5.2000e-004	0.0411	2.9000e-004	0.0414	0.0109	2.7000e-004	0.0112		38.7326	38.7326	1.7600e-003		38.7696
Total	**0.1850**	**2.0772**	**1.9659**	**7.9700e-003**	**0.2153**	**0.0330**	**0.2484**	**0.0586**	**0.0304**	**0.0890**		**754.4113**	**754.4113**	**6.8600e-003**		**754.5554**

Mitigated Construction On-Site

	ROG	NOx	CO	SO2	Fugitive PM10	Exhaust PM10	PM10 Total	Fugitive PM2.5	Exhaust PM2.5	PM2.5 Total	Bio- CO2	NBio- CO2	Total CO2	CH4	N2O	CO2e
Category	lb/day										lb/day					
Fugitive Dust					0.7528	0.0000	0.7528	0.4138	0.0000	0.4138			0.0000			0.0000
Off-Road	0.3033	3.1345	2.7936	3.4400e-003		0.1806	0.1806		0.1662	0.1662	0.0000	340.9296	340.9296	0.1079		343.1948
Total	**0.3033**	**3.1345**	**2.7936**	**3.4400e-003**	**0.7528**	**0.1806**	**0.9334**	**0.4138**	**0.1662**	**0.5800**	**0.0000**	**340.9296**	**340.9296**	**0.1079**		**343.1948**

Mitigated Construction Off-Site

	ROG	NOx	CO	SO2	Fugitive PM10	Exhaust PM10	PM10 Total	Fugitive PM2.5	Exhaust PM2.5	PM2.5 Total	Bio- CO2	NBio- CO2	Total CO2	CH4	N2O	CO2e
Category	lb/day										lb/day					
Hauling	0.1716	2.0615	1.7965	7.4500e-003	0.1743	0.0327	0.2070	0.0477	0.0301	0.0778		715.6787	715.6787	5.1000e-003		715.7858
Vendor	0.0000	0.0000	0.0000	0.0000	0.0000	0.0000	0.0000	0.0000	0.0000	0.0000		0.0000	0.0000	0.0000		0.0000
Worker	0.0135	0.0157	0.1694	5.2000e-004	0.0411	2.9000e-004	0.0414	0.0109	2.7000e-004	0.0112		38.7326	38.7326	1.7600e-003		38.7696
Total	**0.1850**	**2.0772**	**1.9659**	**7.9700e-003**	**0.2153**	**0.0330**	**0.2484**	**0.0586**	**0.0304**	**0.0890**		**754.4113**	**754.4113**	**6.8600e-003**		**754.5554**

3.4 Building Construction - 2019

Unmitigated Construction On-Site

	ROG	NOx	CO	SO2	Fugitive PM10	Exhaust PM10	PM10 Total	Fugitive PM2.5	Exhaust PM2.5	PM2.5 Total	Bio- CO2	NBio- CO2	Total CO2	CH4	N2O	CO2e
Category	lb/day										lb/day					
Off-Road	1.8608	13.2407	13.9397	0.0212		0.8089	0.8089		0.7791	0.7791		1,983.0877	1,983.0877	0.4101		1,991.6986
Total	**1.8608**	**13.2407**	**13.9397**	**0.0212**		**0.8089**	**0.8089**		**0.7791**	**0.7791**		**1,983.0877**	**1,983.0877**	**0.4101**		**1,991.6986**

Unmitigated Construction Off-Site

	ROG	NOx	CO	SO2	Fugitive PM10	Exhaust PM10	PM10 Total	Fugitive PM2.5	Exhaust PM2.5	PM2.5 Total	Bio- CO2	NBio- CO2	Total CO2	CH4	N2O	CO2e
Category	lb/day										lb/day					

Hauling	0.0000	0.0000	0.0000	0.0000	0.0000	0.0000	0.0000	0.0000	0.0000	0.0000		0.0000	0.0000	0.0000		0.0000
Vendor	0.0169	0.1394	0.1891	4.7000e-004	0.0133	2.1500e-003	0.0154	3.7900e-003	1.9800e-003	5.7600e-003		45.3119	45.3119	3.3000e-004		45.3189
Worker	0.0215	0.0252	0.2710	8.3000e-004	0.0657	4.7000e-004	0.0662	0.0174	4.3000e-004	0.0179		61.9722	61.9722	2.8200e-003		62.0314
Total	**0.0384**	**0.1645**	**0.4601**	**1.3000e-003**	**0.0790**	**2.6200e-003**	**0.0816**	**0.0212**	**2.4100e-003**	**0.0236**		**107.2841**	**107.2841**	**3.1500e-003**		**107.3503**

Mitigated Construction On-Site

	ROG	NOx	CO	SO2	Fugitive PM10	Exhaust PM10	PM10 Total	Fugitive PM2.5	Exhaust PM2.5	PM2.5 Total	Bio- CO2	NBio- CO2	Total CO2	CH4	N2O	CO2e
Category	lb/day										lb/day					
Off-Road	1.8608	13.2407	13.9397	0.0212		0.8089	0.8089		0.7791	0.7791	0.0000	1,983.0877	1,983.0877	0.4101		1,991.6986
Total	**1.8608**	**13.2407**	**13.9397**	**0.0212**		**0.8089**	**0.8089**		**0.7791**	**0.7791**	**0.0000**	**1,983.0877**	**1,983.0877**	**0.4101**		**1,991.6986**

Mitigated Construction Off-Site

	ROG	NOx	CO	SO2	Fugitive PM10	Exhaust PM10	PM10 Total	Fugitive PM2.5	Exhaust PM2.5	PM2.5 Total	Bio- CO2	NBio- CO2	Total CO2	CH4	N2O	CO2e
Category	lb/day										lb/day					
Hauling	0.0000	0.0000	0.0000	0.0000	0.0000	0.0000	0.0000	0.0000	0.0000	0.0000		0.0000	0.0000	0.0000		0.0000
Vendor	0.0169	0.1394	0.1891	4.7000e-004	0.0133	2.1500e-003	0.0154	3.7900e-003	1.9800e-003	5.7600e-003		45.3119	45.3119	3.3000e-004		45.3189
Worker	0.0215	0.0252	0.2710	8.3000e-004	0.0657	4.7000e-004	0.0662	0.0174	4.3000e-004	0.0179		61.9722	61.9722	2.8200e-003		62.0314
Total	**0.0384**	**0.1645**	**0.4601**	**1.3000e-003**	**0.0790**	**2.6200e-003**	**0.0816**	**0.0212**	**2.4100e-003**	**0.0236**		**107.2841**	**107.2841**	**3.1500e-003**		**107.3503**

3.4 Building Construction - 2020

Unmitigated Construction On-Site

	ROG	NOx	CO	SO2	Fugitive PM10	Exhaust PM10	PM10 Total	Fugitive PM2.5	Exhaust PM2.5	PM2.5 Total	Bio- CO2	NBio- CO2	Total CO2	CH4	N2O	CO2e
Category	lb/day										lb/day					
Off-Road	1.6760	12.2237	13.8120	0.0212		0.7064	0.7064		0.6804	0.6804		1,962.5613	1,962.5613	0.3976		1,970.9116
Total	**1.6760**	**12.2237**	**13.8120**	**0.0212**		**0.7064**	**0.7064**		**0.6804**	**0.6804**		**1,962.5613**	**1,962.5613**	**0.3976**		**1,970.9116**

Unmitigated Construction Off-Site

	ROG	NOx	CO	SO2	Fugitive PM10	Exhaust PM10	PM10 Total	Fugitive PM2.5	Exhaust PM2.5	PM2.5 Total	Bio- CO2	NBio- CO2	Total CO2	CH4	N2O	CO2e
Category	lb/day										lb/day					
Hauling	0.0000	0.0000	0.0000	0.0000	0.0000	0.0000	0.0000	0.0000	0.0000	0.0000		0.0000	0.0000	0.0000		0.0000
Vendor	0.0160	0.1188	0.1823	4.7000e-004	0.0133	1.9300e-003	0.0152	3.7900e-003	1.7700e-003	5.5600e-003		44.2762	44.2762	3.2000e-004		44.2829
Worker	0.0204	0.0235	0.2537	8.3000e-004	0.0657	4.7000e-004	0.0662	0.0174	4.3000e-004	0.0179		59.4773	59.4773	2.6800e-003		59.5336
Total	**0.0363**	**0.1423**	**0.4359**	**1.3000e-003**	**0.0790**	**2.4000e-003**	**0.0814**	**0.0212**	**2.2000e-003**	**0.0234**		**103.7535**	**103.7535**	**3.0000e-003**		**103.8165**

Mitigated Construction On-Site

	ROG	NOx	CO	SO2	Fugitive PM10	Exhaust PM10	PM10 Total	Fugitive PM2.5	Exhaust PM2.5	PM2.5 Total	Bio- CO2	NBio- CO2	Total CO2	CH4	N2O	CO2e
Category	lb/day										lb/day					
Off-Road	1.6760	12.2237	13.8120	0.0212		0.7064	0.7064		0.6804	0.6804	0.0000	1,962.5613	1,962.5613	0.3976		1,970.9116
Total	**1.6760**	**12.2237**	**13.8120**	**0.0212**		**0.7064**	**0.7064**		**0.6804**	**0.6804**	**0.0000**	**1,962.5613**	**1,962.5613**	**0.3976**		**1,970.9116**

Mitigated Construction Off-Site

	ROG	NOx	CO	SO2	Fugitive PM10	Exhaust PM10	PM10 Total	Fugitive PM2.5	Exhaust PM2.5	PM2.5 Total	Bio- CO2	NBio- CO2	Total CO2	CH4	N2O	CO2e
Category	lb/day										lb/day					
Hauling	0.0000	0.0000	0.0000	0.0000	0.0000	0.0000	0.0000	0.0000	0.0000	0.0000		0.0000	0.0000	0.0000		0.0000
Vendor	0.0160	0.1188	0.1823	4.7000e-004	0.0133	1.9300e-003	0.0152	3.7900e-003	1.7700e-003	5.5600e-003		44.2762	44.2762	3.2000e-004		44.2829
Worker	0.0204	0.0235	0.2537	8.3000e-004	0.0657	4.7000e-004	0.0662	0.0174	4.3000e-004	0.0179		59.4773	59.4773	2.6800e-003		59.5336
Total	**0.0363**	**0.1423**	**0.4359**	**1.3000e-003**	**0.0790**	**2.4000e-003**	**0.0814**	**0.0212**	**2.2000e-003**	**0.0234**		**103.7535**	**103.7535**	**3.0000e-003**		**103.8165**

3.5 Paving - 2020

Unmitigated Construction On-Site

	ROG	NOx	CO	SO2	Fugitive PM10	Exhaust PM10	PM10 Total	Fugitive PM2.5	Exhaust PM2.5	PM2.5 Total	Bio- CO2	NBio- CO2	Total CO2	CH4	N2O	CO2e
Category	lb/day										lb/day					
Off-Road	0.6074	6.2943	6.5911	0.0103		0.3365	0.3365		0.3096	0.3096		993.9001	993.9001	0.3215		1,000.6504

Paving	0.0000					0.0000	0.0000		0.0000	0.0000			0.0000			0.0000
Total	**0.6074**	**6.2943**	**6.5911**	**0.0103**		**0.3365**	**0.3365**		**0.3096**	**0.3096**		**993.9001**	**993.9001**	**0.3215**		**1,000.6504**

Unmitigated Construction Off-Site

	ROG	NOx	CO	SO2	Fugitive PM10	Exhaust PM10	PM10 Total	Fugitive PM2.5	Exhaust PM2.5	PM2.5 Total	Bio- CO2	NBio- CO2	Total CO2	CH4	N2O	CO2e
Category	lb/day										lb/day					
Hauling	0.0000	0.0000	0.0000	0.0000	0.0000	0.0000	0.0000	0.0000	0.0000	0.0000		0.0000	0.0000	0.0000		0.0000
Vendor	0.0000	0.0000	0.0000	0.0000	0.0000	0.0000	0.0000	0.0000	0.0000	0.0000		0.0000	0.0000	0.0000		0.0000
Worker	0.0204	0.0235	0.2537	8.3000e-004	0.0657	4.7000e-004	0.0662	0.0174	4.3000e-004	0.0179		59.4773	59.4773	2.6800e-003		59.5336
Total	**0.0204**	**0.0235**	**0.2537**	**8.3000e-004**	**0.0657**	**4.7000e-004**	**0.0662**	**0.0174**	**4.3000e-004**	**0.0179**		**59.4773**	**59.4773**	**2.6800e-003**		**59.5336**

Mitigated Construction On-Site

	ROG	NOx	CO	SO2	Fugitive PM10	Exhaust PM10	PM10 Total	Fugitive PM2.5	Exhaust PM2.5	PM2.5 Total	Bio- CO2	NBio- CO2	Total CO2	CH4	N2O	CO2e
Category	lb/day										lb/day					
Off-Road	0.6074	6.2943	6.5911	0.0103		0.3365	0.3365		0.3096	0.3096	0.0000	993.9000	993.9000	0.3215		1,000.6504
Paving	0.0000					0.0000	0.0000		0.0000	0.0000			0.0000			0.0000
Total	**0.6074**	**6.2943**	**6.5911**	**0.0103**		**0.3365**	**0.3365**		**0.3096**	**0.3096**	**0.0000**	**993.9000**	**993.9000**	**0.3215**		**1,000.6504**

Mitigated Construction Off-Site

	ROG	NOx	CO	SO2	Fugitive PM10	Exhaust PM10	PM10 Total	Fugitive PM2.5	Exhaust PM2.5	PM2.5 Total	Bio- CO2	NBio- CO2	Total CO2	CH4	N2O	CO2e
Category	lb/day										lb/day					
Hauling	0.0000	0.0000	0.0000	0.0000	0.0000	0.0000	0.0000	0.0000	0.0000	0.0000		0.0000	0.0000	0.0000		0.0000
Vendor	0.0000	0.0000	0.0000	0.0000	0.0000	0.0000	0.0000	0.0000	0.0000	0.0000		0.0000	0.0000	0.0000		0.0000
Worker	0.0204	0.0235	0.2537	8.3000e-004	0.0657	4.7000e-004	0.0662	0.0174	4.3000e-004	0.0179		59.4773	59.4773	2.6800e-003		59.5336
Total	**0.0204**	**0.0235**	**0.2537**	**8.3000e-004**	**0.0657**	**4.7000e-004**	**0.0662**	**0.0174**	**4.3000e-004**	**0.0179**		**59.4773**	**59.4773**	**2.6800e-003**		**59.5336**

4.0 Operational Detail - Mobile

4.1 Mitigation Measures Mobile

	ROG	NOx	CO	SO2	Fugitive PM10	Exhaust PM10	PM10 Total	Fugitive PM2.5	Exhaust PM2.5	PM2.5 Total	Bio- CO2	NBio- CO2	Total CO2	CH4	N2O	CO2e
Category	lb/day										lb/day					
Mitigated	0.0000	0.0000	0.0000	0.0000	0.0000	0.0000	0.0000	0.0000	0.0000	0.0000		0.0000	0.0000	0.0000		0.0000
Unmitigated	0.0000	0.0000	0.0000	0.0000	0.0000	0.0000	0.0000	0.0000	0.0000	0.0000		0.0000	0.0000	0.0000		0.0000

4.2 Trip Summary Information

	Average Daily Trip Rate			Unmitigated	Mitigated
Land Use	Weekday	Saturday	Sunday	Annual VMT	Annual VMT
User Defined Industrial	0.00	0.00	0.00		
Total	0.00	0.00	0.00		

4.3 Trip Type Information

	Miles			Trip %			Trip Purpose %		
Land Use	H-W or C-W	H-S or C-C	H-O or C-NW	H-W or C-W	H-S or C-C	H-O or C-NW	Primary	Diverted	Pass-by
User Defined Industrial	9.50	7.30	7.30	0.00	0.00	0.00	0	0	0

LDA	LDT1	LDT2	MDV	LHD1	LHD2	MHD	HHD	OBUS	UBUS	MCY	SBUS	MH
0.513300	0.073549	0.191092	0.130830	0.036094	0.005140	0.012550	0.022916	0.001871	0.002062	0.006564	0.000586	0.003446

5.0 Energy Detail

4.4 Fleet Mix

Historical Energy Use: N

5.1 Mitigation Measures Energy

	ROG	NOx	CO	SO2	Fugitive PM10	Exhaust PM10	PM10 Total	Fugitive PM2.5	Exhaust PM2.5	PM2.5 Total	Bio- CO2	NBio- CO2	Total CO2	CH4	N2O	CO2e
Category	lb/day										lb/day					
NaturalGas Mitigated	0.0000	0.0000	0.0000	0.0000		0.0000	0.0000		0.0000	0.0000		0.0000	0.0000	0.0000	0.0000	0.0000
NaturalGas Unmitigated	0.0000	0.0000	0.0000	0.0000		0.0000	0.0000		0.0000	0.0000		0.0000	0.0000	0.0000	0.0000	0.0000

5.2 Energy by Land Use - NaturalGas

Unmitigated

	NaturalGas Use	ROG	NOx	CO	SO2	Fugitive PM10	Exhaust PM10	PM10 Total	Fugitive PM2.5	Exhaust PM2.5	PM2.5 Total	Bio- CO2	NBio- CO2	Total CO2	CH4	N2O	CO2e

Land Use	kBTU/yr	lb/day										lb/day					
User Defined Industrial	0	0.0000	0.0000	0.0000	0.0000		0.0000	0.0000		0.0000	0.0000		0.0000	0.0000	0.0000	0.0000	0.0000
Total		**0.0000**	**0.0000**	**0.0000**	**0.0000**		**0.0000**	**0.0000**		**0.0000**	**0.0000**		**0.0000**	**0.0000**	**0.0000**	**0.0000**	**0.0000**

Mitigated

	NaturalGas Use	ROG	NOx	CO	SO2	Fugitive PM10	Exhaust PM10	PM10 Total	Fugitive PM2.5	Exhaust PM2.5	PM2.5 Total	Bio- CO2	NBio- CO2	Total CO2	CH4	N2O	CO2e
Land Use	kBTU/yr	lb/day										lb/day					
User Defined Industrial	0	0.0000	0.0000	0.0000	0.0000		0.0000	0.0000		0.0000	0.0000		0.0000	0.0000	0.0000	0.0000	0.0000
Total		**0.0000**	**0.0000**	**0.0000**	**0.0000**		**0.0000**	**0.0000**		**0.0000**	**0.0000**		**0.0000**	**0.0000**	**0.0000**	**0.0000**	**0.0000**

6.0 Area Detail

6.1 Mitigation Measures Area

	ROG	NOx	CO	SO2	Fugitive PM10	Exhaust PM10	PM10 Total	Fugitive PM2.5	Exhaust PM2.5	PM2.5 Total	Bio- CO2	NBio- CO2	Total CO2	CH4	N2O	CO2e
Category	lb/day										lb/day					
Mitigated	1.0000e-005	0.0000	1.0000e-004	0.0000		0.0000	0.0000		0.0000	0.0000		2.2000e-004	2.2000e-004	0.0000		2.3000e-004
Unmitigated	1.0000e-005	0.0000	1.0000e-004	0.0000		0.0000	0.0000		0.0000	0.0000		2.2000e-004	2.2000e-004	0.0000		2.3000e-004

6.2 Area by SubCategory

Unmitigated

	ROG	NOx	CO	SO2	Fugitive PM10	Exhaust PM10	PM10 Total	Fugitive PM2.5	Exhaust PM2.5	PM2.5 Total	Bio- CO2	NBio- CO2	Total CO2	CH4	N2O	CO2e
SubCategory	lb/day										lb/day					
Architectural Coating	0.0000					0.0000	0.0000		0.0000	0.0000			0.0000			0.0000
Consumer Products	0.0000					0.0000	0.0000		0.0000	0.0000			0.0000			0.0000
Landscaping	1.0000e-005	0.0000	1.0000e-004	0.0000		0.0000	0.0000		0.0000	0.0000		2.2000e-004	2.2000e-004	0.0000		2.3000e-004
Total	**1.0000e-005**	**0.0000**	**1.0000e-004**	**0.0000**		**0.0000**	**0.0000**		**0.0000**	**0.0000**		**2.2000e-004**	**2.2000e-004**	**0.0000**		**2.3000e-004**

Mitigated

	ROG	NOx	CO	SO2	Fugitive PM10	Exhaust PM10	PM10 Total	Fugitive PM2.5	Exhaust PM2.5	PM2.5 Total	Bio- CO2	NBio- CO2	Total CO2	CH4	N2O	CO2e
SubCategory	lb/day										lb/day					
Architectural Coating	0.0000					0.0000	0.0000		0.0000	0.0000			0.0000			0.0000
Consumer Products	0.0000					0.0000	0.0000		0.0000	0.0000			0.0000			0.0000
Landscaping	1.0000e-005	0.0000	1.0000e-004	0.0000		0.0000	0.0000		0.0000	0.0000		2.2000e-004	2.2000e-004	0.0000		2.3000e-004
Total	**1.0000e-005**	**0.0000**	**1.0000e-004**	**0.0000**		**0.0000**	**0.0000**		**0.0000**	**0.0000**		**2.2000e-004**	**2.2000e-004**	**0.0000**		**2.3000e-004**

7.0 Water Detail

7.1 Mitigation Measures Water

8.0 Waste Detail

8.1 Mitigation Measures Waste

9.0 Operational Offroad

Equipment Type	Number	Hours/Day	Days/Year	Horse Power	Load Factor	Fuel Type

10.0 Vegetation

San Vicente Pump Station Const

San Diego Air Basin, Summer

1.0 Project Characteristics

1.1 Land Usage

Land Uses	Size	Metric	Lot Acreage	Floor Surface Area	Population
User Defined Industrial	1.00	User Defined Unit	0.00	0.00	0

1.2 Other Project Characteristics

Urbanization	Urban	**Wind Speed (m/s)**	2.6	**Precipitation Freq (Days)**	40
Climate Zone	13			**Operational Year**	2020
Utility Company	San Diego Gas & Electric				
CO2 Intensity (lb/MWhr)	720.49	**CH4 Intensity (lb/MWhr)**	0.029	**N2O Intensity (lb/MWhr)**	0.006

1.3 User Entered Comments & Non-Default Data

Project Characteristics -

Land Use -

Construction Phase - Modified

Off-road Equipment - Modified

Off-road Equipment - Modified

Off-road Equipment - Modified

Off-road Equipment - Modified

Trips and VMT - Modified

Table Name	Column Name	Default Value	New Value
tblConstructionPhase	NumDays	0.00	233.00
tblConstructionPhase	NumDays	0.00	10.00

tblConstructionPhase	NumDays	0.00	10.00
tblConstructionPhase	NumDays	0.00	10.00
tblOffRoadEquipment	OffRoadEquipmentUnitAmount	4.00	0.00
tblOffRoadEquipment	OffRoadEquipmentUnitAmount	1.00	0.00
tblOffRoadEquipment	OffRoadEquipmentUnitAmount	1.00	0.00
tblOffRoadEquipment	OffRoadEquipmentUnitAmount	2.00	1.00
tblOffRoadEquipment	OffRoadEquipmentUnitAmount	1.00	0.00
tblOffRoadEquipment	OffRoadEquipmentUnitAmount	2.00	1.00
tblOffRoadEquipment	OffRoadEquipmentUnitAmount	2.00	1.00
tblOffRoadEquipment	OffRoadEquipmentUnitAmount	1.00	0.00
tblProjectCharacteristics	OperationalYear	2014	2020
tblTripsAndVMT	HaulingTripNumber	0.00	100.00
tblTripsAndVMT	VendorTripNumber	0.00	4.00
tblTripsAndVMT	VendorTripNumber	0.00	2.00
tblTripsAndVMT	WorkerTripNumber	0.00	8.00

2.0 Emissions Summary

2.1 Overall Construction (Maximum Daily Emission)

Unmitigated Construction

	ROG	NOx	CO	SO2	Fugitive PM10	Exhaust PM10	PM10 Total	Fugitive PM2.5	Exhaust PM2.5	PM2.5 Total	Bio- CO2	NBio- CO2	Total CO2	CH4	N2O	CO2e
Year	lb/day										lb/day					
2019	1.8991	13.6836	14.3998	0.0225	6.0897	0.8115	6.7591	3.3287	0.7816	3.9445	0.0000	2,090.3717	2,090.3717	0.4132	0.0000	2,099.0489
2020	1.7124	12.3659	14.2480	0.0225	0.0790	0.7088	0.7878	0.0212	0.6826	0.7038	0.0000	2,066.3148	2,066.3148	0.4006	0.0000	2,074.7281
Total	**3.6115**	**26.0495**	**28.6477**	**0.0451**	**6.1687**	**1.5203**	**7.5469**	**3.3499**	**1.4641**	**4.6484**	**0.0000**	**4,156.6865**	**4,156.6865**	**0.8138**	**0.0000**	**4,173.7770**

Mitigated Construction

	ROG	NOx	CO	SO2	Fugitive PM10	Exhaust PM10	PM10 Total	Fugitive PM2.5	Exhaust PM2.5	PM2.5 Total	Bio- CO2	NBio- CO2	Total CO2	CH4	N2O	CO2e
Year	lb/day										lb/day					
2019	1.8991	13.6836	14.3998	0.0225	6.0897	0.8115	6.7591	3.3287	0.7816	3.9445	0.0000	2,090.3717	2,090.3717	0.4132	0.0000	2,099.0489
2020	1.7124	12.3659	14.2480	0.0225	0.0790	0.7088	0.7878	0.0212	0.6826	0.7038	0.0000	2,066.3148	2,066.3148	0.4006	0.0000	2,074.7281
Total	**3.6115**	**26.0495**	**28.6477**	**0.0451**	**6.1687**	**1.5203**	**7.5469**	**3.3499**	**1.4641**	**4.6484**	**0.0000**	**4,156.6865**	**4,156.6865**	**0.8138**	**0.0000**	**4,173.7770**

	ROG	**NOx**	**CO**	**SO2**	**Fugitive PM10**	**Exhaust PM10**	**PM10 Total**	**Fugitive PM2.5**	**Exhaust PM2.5**	**PM2.5 Total**	**Bio- CO2**	**NBio-CO2**	**Total CO2**	**CH4**	**N20**	**CO2e**
Percent Reduction	**0.00**	**0.00**	**0.00**	**0.00**	**0.00**	**0.00**	**0.00**	**0.00**	**0.00**	**0.00**	**0.00**	**0.00**	**0.00**	**0.00**	**0.00**	**0.00**

2.2 Overall Operational

Unmitigated Operational

	ROG	NOx	CO	SO2	Fugitive PM10	Exhaust PM10	PM10 Total	Fugitive PM2.5	Exhaust PM2.5	PM2.5 Total	Bio- CO2	NBio- CO2	Total CO2	CH4	N2O	CO2e
Category	lb/day										lb/day					
Area	1.0000e-005	0.0000	1.0000e-004	0.0000		0.0000	0.0000		0.0000	0.0000		2.2000e-004	2.2000e-004	0.0000		2.3000e-004
Energy	0.0000	0.0000	0.0000	0.0000		0.0000	0.0000		0.0000	0.0000		0.0000	0.0000	0.0000	0.0000	0.0000
Mobile	0.0000	0.0000	0.0000	0.0000	0.0000	0.0000	0.0000	0.0000	0.0000	0.0000		0.0000	0.0000	0.0000		0.0000
Total	**1.0000e-005**	**0.0000**	**1.0000e-004**	**0.0000**	**0.0000**	**0.0000**	**0.0000**	**0.0000**	**0.0000**	**0.0000**		**2.2000e-004**	**2.2000e-004**	**0.0000**	**0.0000**	**2.3000e-004**

Mitigated Operational

	ROG	NOx	CO	SO2	Fugitive PM10	Exhaust PM10	PM10 Total	Fugitive PM2.5	Exhaust PM2.5	PM2.5 Total	Bio- CO2	NBio- CO2	Total CO2	CH4	N2O	CO2e
Category	lb/day										lb/day					
Area	1.0000e-005	0.0000	1.0000e-004	0.0000		0.0000	0.0000		0.0000	0.0000		2.2000e-004	2.2000e-004	0.0000		2.3000e-004
Energy	0.0000	0.0000	0.0000	0.0000		0.0000	0.0000		0.0000	0.0000		0.0000	0.0000	0.0000	0.0000	0.0000
Mobile	0.0000	0.0000	0.0000	0.0000	0.0000	0.0000	0.0000	0.0000	0.0000	0.0000		0.0000	0.0000	0.0000		0.0000
Total	**1.0000e-005**	**0.0000**	**1.0000e-004**	**0.0000**	**0.0000**	**0.0000**	**0.0000**	**0.0000**	**0.0000**	**0.0000**		**2.2000e-004**	**2.2000e-004**	**0.0000**	**0.0000**	**2.3000e-004**

	ROG	**NOx**	**CO**	**SO2**	**Fugitive PM10**	**Exhaust PM10**	**PM10 Total**	**Fugitive PM2.5**	**Exhaust PM2.5**	**PM2.5 Total**	**Bio- CO2**	**NBio-CO2**	**Total CO2**	**CH4**	**N20**	**CO2e**
Percent Reduction	**0.00**	**0.00**	**0.00**	**0.00**	**0.00**	**0.00**	**0.00**	**0.00**	**0.00**	**0.00**	**0.00**	**0.00**	**0.00**	**0.00**	**0.00**	**0.00**

3.0 Construction Detail

Construction Phase

Phase Number	Phase Name	Phase Type	Start Date	End Date	Num Days Week	Num Days	Phase Description
1	Site Preparation	Site Preparation	5/15/2019	5/28/2019	5	10	
2	Grading	Grading	5/29/2019	6/11/2019	5	10	
3	Building Construction	Building Construction	6/12/2019	5/1/2020	5	233	
4	Paving	Paving	5/2/2020	5/15/2020	5	10	

Acres of Grading (Site Preparation Phase): 0

Acres of Grading (Grading Phase): 0

Acres of Paving: 0

Residential Indoor: 0; Residential Outdoor: 0; Non-Residential Indoor: 0; Non-Residential Outdoor: 0 (Architectural Coating – sqft)

OffRoad Equipment

Phase Name	Offroad Equipment Type	Amount	Usage Hours	Horse Power	Load Factor
Site Preparation	Graders	0	8.00	174	0.41
Site Preparation	Rubber Tired Dozers	1	8.00	255	0.40
Site Preparation	Tractors/Loaders/Backhoes	1	8.00	97	0.37
Grading	Concrete/Industrial Saws	0	8.00	81	0.73
Grading	Rubber Tired Dozers	1	1.00	255	0.40
Grading	Tractors/Loaders/Backhoes	1	6.00	97	0.37
Building Construction	Cranes	0	4.00	226	0.29
Building Construction	Excavators	1	8.00	162	0.38
Building Construction	Forklifts	1	6.00	89	0.20
Building Construction	Pumps	1	8.00	84	0.74
Building Construction	Tractors/Loaders/Backhoes	1	8.00	97	0.37
Building Construction	Welders	2	8.00	46	0.45
Paving	Cement and Mortar Mixers	0	6.00	9	0.56
Paving	Pavers	1	7.00	125	0.42
Paving	Paving Equipment	1	8.00	130	0.36
Paving	Rollers	1	7.00	80	0.38
Paving	Tractors/Loaders/Backhoes	0	7.00	97	0.37

Trips and VMT

Phase Name	Offroad Equipment Count	Worker Trip Number	Vendor Trip Number	Hauling Trip Number	Worker Trip Length	Vendor Trip Length	Hauling Trip Length	Worker Vehicle Class	Vendor Vehicle Class	Hauling Vehicle Class
Site Preparation	2	5.00	4.00	0.00	10.80	7.30	20.00	LD_Mix	HDT_Mix	HHDT
Grading	2	5.00	0.00	100.00	10.80	7.30	20.00	LD_Mix	HDT_Mix	HHDT
Building Construction	6	8.00	2.00	0.00	10.80	7.30	20.00	LD_Mix	HDT_Mix	HHDT
Paving	3	8.00	0.00	0.00	10.80	7.30	20.00	LD_Mix	HDT_Mix	HHDT

3.1 Mitigation Measures Construction

3.2 Site Preparation - 2019

Unmitigated Construction On-Site

	ROG	NOx	CO	SO2	Fugitive PM10	Exhaust PM10	PM10 Total	Fugitive PM2.5	Exhaust PM2.5	PM2.5 Total	Bio- CO2	NBio- CO2	Total CO2	CH4	N2O	CO2e
Category	lb/day										lb/day					
Fugitive Dust					6.0221	0.0000	6.0221	3.3102	0.0000	3.3102			0.0000			0.0000
Off-Road	1.2620	13.3891	10.8354	0.0120		0.6648	0.6648		0.6116	0.6116		1,189.7272	1,189.7272	0.3764		1,197.6319
Total	**1.2620**	**13.3891**	**10.8354**	**0.0120**	**6.0221**	**0.6648**	**6.6869**	**3.3102**	**0.6116**	**3.9219**		**1,189.7272**	**1,189.7272**	**0.3764**		**1,197.6319**

Unmitigated Construction Off-Site

	ROG	NOx	CO	SO2	Fugitive PM10	Exhaust PM10	PM10 Total	Fugitive PM2.5	Exhaust PM2.5	PM2.5 Total	Bio- CO2	NBio- CO2	Total CO2	CH4	N2O	CO2e
Category	lb/day										lb/day					
Hauling	0.0000	0.0000	0.0000	0.0000	0.0000	0.0000	0.0000	0.0000	0.0000	0.0000		0.0000	0.0000	0.0000		0.0000
Vendor	0.0337	0.2788	0.3782	9.5000e-004	0.0265	4.3000e-003	0.0308	7.5700e-003	3.9500e-003	0.0115		90.6238	90.6238	6.7000e-004		90.6378
Worker	0.0135	0.0157	0.1694	5.2000e-004	0.0411	2.9000e-004	0.0414	0.0109	2.7000e-004	0.0112		38.7326	38.7326	1.7600e-003		38.7696
Total	**0.0472**	**0.2945**	**0.5475**	**1.4700e-003**	**0.0676**	**4.5900e-003**	**0.0722**	**0.0185**	**4.2200e-003**	**0.0227**		**129.3564**	**129.3564**	**2.4300e-003**		**129.4074**

Mitigated Construction On-Site

	ROG	NOx	CO	SO2	Fugitive PM10	Exhaust PM10	PM10 Total	Fugitive PM2.5	Exhaust PM2.5	PM2.5 Total	Bio- CO2	NBio- CO2	Total CO2	CH4	N2O	CO2e

Category	lb/day										lb/day					
Fugitive Dust					6.0221	0.0000	6.0221	3.3102	0.0000	3.3102			0.0000			0.0000
Off-Road	1.2620	13.3891	10.8354	0.0120		0.6648	0.6648		0.6116	0.6116	0.0000	1,189.7272	1,189.7272	0.3764		1,197.6319
Total	**1.2620**	**13.3891**	**10.8354**	**0.0120**	**6.0221**	**0.6648**	**6.6869**	**3.3102**	**0.6116**	**3.9219**	**0.0000**	**1,189.7272**	**1,189.7272**	**0.3764**		**1,197.6319**

Mitigated Construction Off-Site

	ROG	NOx	CO	SO2	Fugitive PM10	Exhaust PM10	PM10 Total	Fugitive PM2.5	Exhaust PM2.5	PM2.5 Total	Bio- CO2	NBio- CO2	Total CO2	CH4	N2O	CO2e
Category	lb/day										lb/day					
Hauling	0.0000	0.0000	0.0000	0.0000	0.0000	0.0000	0.0000	0.0000	0.0000	0.0000		0.0000	0.0000	0.0000		0.0000
Vendor	0.0337	0.2788	0.3782	9.5000e-004	0.0265	4.3000e-003	0.0308	7.5700e-003	3.9500e-003	0.0115		90.6238	90.6238	6.7000e-004		90.6378
Worker	0.0135	0.0157	0.1694	5.2000e-004	0.0411	2.9000e-004	0.0414	0.0109	2.7000e-004	0.0112		38.7326	38.7326	1.7600e-003		38.7696
Total	**0.0472**	**0.2945**	**0.5475**	**1.4700e-003**	**0.0676**	**4.5900e-003**	**0.0722**	**0.0185**	**4.2200e-003**	**0.0227**		**129.3564**	**129.3564**	**2.4300e-003**		**129.4074**

3.3 Grading - 2019

Unmitigated Construction On-Site

	ROG	NOx	CO	SO2	Fugitive PM10	Exhaust PM10	PM10 Total	Fugitive PM2.5	Exhaust PM2.5	PM2.5 Total	Bio- CO2	NBio- CO2	Total CO2	CH4	N2O	CO2e
Category	lb/day										lb/day					
Fugitive Dust					0.7528	0.0000	0.7528	0.4138	0.0000	0.4138			0.0000			0.0000
Off-Road	0.3033	3.1345	2.7936	3.4400e-003		0.1806	0.1806		0.1662	0.1662		340.9296	340.9296	0.1079		343.1948

Total	**0.3033**	**3.1345**	**2.7936**	**3.4400e-003**	**0.7528**	**0.1806**	**0.9334**	**0.4138**	**0.1662**	**0.5800**		**340.9296**	**340.9296**	**0.1079**		**343.1948**

Unmitigated Construction Off-Site

	ROG	NOx	CO	SO2	Fugitive PM10	Exhaust PM10	PM10 Total	Fugitive PM2.5	Exhaust PM2.5	PM2.5 Total	Bio- CO2	NBio- CO2	Total CO2	CH4	N2O	CO2e
Category	lb/day										lb/day					
Hauling	0.1716	2.0615	1.7965	7.4500e-003	0.1743	0.0327	0.2070	0.0477	0.0301	0.0778		715.6787	715.6787	5.1000e-003		715.7858
Vendor	0.0000	0.0000	0.0000	0.0000	0.0000	0.0000	0.0000	0.0000	0.0000	0.0000		0.0000	0.0000	0.0000		0.0000
Worker	0.0135	0.0157	0.1694	5.2000e-004	0.0411	2.9000e-004	0.0414	0.0109	2.7000e-004	0.0112		38.7326	38.7326	1.7600e-003		38.7696
Total	**0.1850**	**2.0772**	**1.9659**	**7.9700e-003**	**0.2153**	**0.0330**	**0.2484**	**0.0586**	**0.0304**	**0.0890**		**754.4113**	**754.4113**	**6.8600e-003**		**754.5554**

Mitigated Construction On-Site

	ROG	NOx	CO	SO2	Fugitive PM10	Exhaust PM10	PM10 Total	Fugitive PM2.5	Exhaust PM2.5	PM2.5 Total	Bio- CO2	NBio- CO2	Total CO2	CH4	N2O	CO2e
Category	lb/day										lb/day					
Fugitive Dust					0.7528	0.0000	0.7528	0.4138	0.0000	0.4138			0.0000			0.0000
Off-Road	0.3033	3.1345	2.7936	3.4400e-003		0.1806	0.1806		0.1662	0.1662	0.0000	340.9296	340.9296	0.1079		343.1948
Total	**0.3033**	**3.1345**	**2.7936**	**3.4400e-003**	**0.7528**	**0.1806**	**0.9334**	**0.4138**	**0.1662**	**0.5800**	**0.0000**	**340.9296**	**340.9296**	**0.1079**		**343.1948**

Mitigated Construction Off-Site

	ROG	NOx	CO	SO2	Fugitive PM10	Exhaust PM10	PM10 Total	Fugitive PM2.5	Exhaust PM2.5	PM2.5 Total	Bio- CO2	NBio- CO2	Total CO2	CH4	N2O	CO2e
Category	lb/day										lb/day					
Hauling	0.1716	2.0615	1.7965	7.4500e-003	0.1743	0.0327	0.2070	0.0477	0.0301	0.0778		715.6787	715.6787	5.1000e-003		715.7858
Vendor	0.0000	0.0000	0.0000	0.0000	0.0000	0.0000	0.0000	0.0000	0.0000	0.0000		0.0000	0.0000	0.0000		0.0000
Worker	0.0135	0.0157	0.1694	5.2000e-004	0.0411	2.9000e-004	0.0414	0.0109	2.7000e-004	0.0112		38.7326	38.7326	1.7600e-003		38.7696
Total	**0.1850**	**2.0772**	**1.9659**	**7.9700e-003**	**0.2153**	**0.0330**	**0.2484**	**0.0586**	**0.0304**	**0.0890**		**754.4113**	**754.4113**	**6.8600e-003**		**754.5554**

3.4 Building Construction - 2019

Unmitigated Construction On-Site

	ROG	NOx	CO	SO2	Fugitive PM10	Exhaust PM10	PM10 Total	Fugitive PM2.5	Exhaust PM2.5	PM2.5 Total	Bio- CO2	NBio- CO2	Total CO2	CH4	N2O	CO2e
Category	lb/day										lb/day					
Off-Road	1.8608	13.2407	13.9397	0.0212		0.8089	0.8089		0.7791	0.7791		1,983.0877	1,983.0877	0.4101		1,991.6986
Total	**1.8608**	**13.2407**	**13.9397**	**0.0212**		**0.8089**	**0.8089**		**0.7791**	**0.7791**		**1,983.0877**	**1,983.0877**	**0.4101**		**1,991.6986**

Unmitigated Construction Off-Site

	ROG	NOx	CO	SO2	Fugitive PM10	Exhaust PM10	PM10 Total	Fugitive PM2.5	Exhaust PM2.5	PM2.5 Total	Bio- CO2	NBio- CO2	Total CO2	CH4	N2O	CO2e
Category	lb/day										lb/day					

Hauling	0.0000	0.0000	0.0000	0.0000	0.0000	0.0000	0.0000	0.0000	0.0000	0.0000		0.0000	0.0000	0.0000		0.0000
Vendor	0.0169	0.1394	0.1891	4.7000e-004	0.0133	2.1500e-003	0.0154	3.7900e-003	1.9800e-003	5.7600e-003		45.3119	45.3119	3.3000e-004		45.3189
Worker	0.0215	0.0252	0.2710	8.3000e-004	0.0657	4.7000e-004	0.0662	0.0174	4.3000e-004	0.0179		61.9722	61.9722	2.8200e-003		62.0314
Total	**0.0384**	**0.1645**	**0.4601**	**1.3000e-003**	**0.0790**	**2.6200e-003**	**0.0816**	**0.0212**	**2.4100e-003**	**0.0236**		**107.2841**	**107.2841**	**3.1500e-003**		**107.3503**

Mitigated Construction On-Site

	ROG	NOx	CO	SO2	Fugitive PM10	Exhaust PM10	PM10 Total	Fugitive PM2.5	Exhaust PM2.5	PM2.5 Total	Bio- CO2	NBio- CO2	Total CO2	CH4	N2O	CO2e
Category	lb/day										lb/day					
Off-Road	1.8608	13.2407	13.9397	0.0212		0.8089	0.8089		0.7791	0.7791	0.0000	1,983.0877	1,983.0877	0.4101		1,991.6986
Total	**1.8608**	**13.2407**	**13.9397**	**0.0212**		**0.8089**	**0.8089**		**0.7791**	**0.7791**	**0.0000**	**1,983.0877**	**1,983.0877**	**0.4101**		**1,991.6986**

Mitigated Construction Off-Site

	ROG	NOx	CO	SO2	Fugitive PM10	Exhaust PM10	PM10 Total	Fugitive PM2.5	Exhaust PM2.5	PM2.5 Total	Bio- CO2	NBio- CO2	Total CO2	CH4	N2O	CO2e
Category	lb/day										lb/day					
Hauling	0.0000	0.0000	0.0000	0.0000	0.0000	0.0000	0.0000	0.0000	0.0000	0.0000		0.0000	0.0000	0.0000		0.0000
Vendor	0.0169	0.1394	0.1891	4.7000e-004	0.0133	2.1500e-003	0.0154	3.7900e-003	1.9800e-003	5.7600e-003		45.3119	45.3119	3.3000e-004		45.3189
Worker	0.0215	0.0252	0.2710	8.3000e-004	0.0657	4.7000e-004	0.0662	0.0174	4.3000e-004	0.0179		61.9722	61.9722	2.8200e-003		62.0314
Total	**0.0384**	**0.1645**	**0.4601**	**1.3000e-003**	**0.0790**	**2.6200e-003**	**0.0816**	**0.0212**	**2.4100e-003**	**0.0236**		**107.2841**	**107.2841**	**3.1500e-003**		**107.3503**

3.4 Building Construction - 2020

Unmitigated Construction On-Site

	ROG	NOx	CO	SO2	Fugitive PM10	Exhaust PM10	PM10 Total	Fugitive PM2.5	Exhaust PM2.5	PM2.5 Total	Bio- CO2	NBio- CO2	Total CO2	CH4	N2O	CO2e
Category	lb/day										lb/day					
Off-Road	1.6760	12.2237	13.8120	0.0212		0.7064	0.7064		0.6804	0.6804		1,962.5613	1,962.5613	0.3976		1,970.9116
Total	**1.6760**	**12.2237**	**13.8120**	**0.0212**		**0.7064**	**0.7064**		**0.6804**	**0.6804**		**1,962.5613**	**1,962.5613**	**0.3976**		**1,970.9116**

Unmitigated Construction Off-Site

	ROG	NOx	CO	SO2	Fugitive PM10	Exhaust PM10	PM10 Total	Fugitive PM2.5	Exhaust PM2.5	PM2.5 Total	Bio- CO2	NBio- CO2	Total CO2	CH4	N2O	CO2e
Category	lb/day										lb/day					
Hauling	0.0000	0.0000	0.0000	0.0000	0.0000	0.0000	0.0000	0.0000	0.0000	0.0000		0.0000	0.0000	0.0000		0.0000
Vendor	0.0160	0.1188	0.1823	4.7000e-004	0.0133	1.9300e-003	0.0152	3.7900e-003	1.7700e-003	5.5600e-003		44.2762	44.2762	3.2000e-004		44.2829
Worker	0.0204	0.0235	0.2537	8.3000e-004	0.0657	4.7000e-004	0.0662	0.0174	4.3000e-004	0.0179		59.4773	59.4773	2.6800e-003		59.5336
Total	**0.0363**	**0.1423**	**0.4359**	**1.3000e-003**	**0.0790**	**2.4000e-003**	**0.0814**	**0.0212**	**2.2000e-003**	**0.0234**		**103.7535**	**103.7535**	**3.0000e-003**		**103.8165**

Mitigated Construction On-Site

	ROG	NOx	CO	SO2	Fugitive PM10	Exhaust PM10	PM10 Total	Fugitive PM2.5	Exhaust PM2.5	PM2.5 Total	Bio- CO2	NBio- CO2	Total CO2	CH4	N2O	CO2e
Category	lb/day										lb/day					
Off-Road	1.6760	12.2237	13.8120	0.0212		0.7064	0.7064		0.6804	0.6804	0.0000	1,962.5613	1,962.5613	0.3976		1,970.9116
Total	**1.6760**	**12.2237**	**13.8120**	**0.0212**		**0.7064**	**0.7064**		**0.6804**	**0.6804**	**0.0000**	**1,962.5613**	**1,962.5613**	**0.3976**		**1,970.9116**

Mitigated Construction Off-Site

	ROG	NOx	CO	SO2	Fugitive PM10	Exhaust PM10	PM10 Total	Fugitive PM2.5	Exhaust PM2.5	PM2.5 Total	Bio- CO2	NBio- CO2	Total CO2	CH4	N2O	CO2e
Category	lb/day										lb/day					
Hauling	0.0000	0.0000	0.0000	0.0000	0.0000	0.0000	0.0000	0.0000	0.0000	0.0000		0.0000	0.0000	0.0000		0.0000
Vendor	0.0160	0.1188	0.1823	4.7000e-004	0.0133	1.9300e-003	0.0152	3.7900e-003	1.7700e-003	5.5600e-003		44.2762	44.2762	3.2000e-004		44.2829
Worker	0.0204	0.0235	0.2537	8.3000e-004	0.0657	4.7000e-004	0.0662	0.0174	4.3000e-004	0.0179		59.4773	59.4773	2.6800e-003		59.5336
Total	**0.0363**	**0.1423**	**0.4359**	**1.3000e-003**	**0.0790**	**2.4000e-003**	**0.0814**	**0.0212**	**2.2000e-003**	**0.0234**		**103.7535**	**103.7535**	**3.0000e-003**		**103.8165**

3.5 Paving - 2020

Unmitigated Construction On-Site

	ROG	NOx	CO	SO2	Fugitive PM10	Exhaust PM10	PM10 Total	Fugitive PM2.5	Exhaust PM2.5	PM2.5 Total	Bio- CO2	NBio- CO2	Total CO2	CH4	N2O	CO2e
Category	lb/day										lb/day					
Off-Road	0.6074	6.2943	6.5911	0.0103		0.3365	0.3365		0.3096	0.3096		993.9001	993.9001	0.3215		1,000.6504

Paving	0.0000					0.0000	0.0000		0.0000	0.0000			0.0000			0.0000
Total	**0.6074**	**6.2943**	**6.5911**	**0.0103**		**0.3365**	**0.3365**		**0.3096**	**0.3096**		**993.9001**	**993.9001**	**0.3215**		**1,000.6504**

Unmitigated Construction Off-Site

	ROG	NOx	CO	SO2	Fugitive PM10	Exhaust PM10	PM10 Total	Fugitive PM2.5	Exhaust PM2.5	PM2.5 Total	Bio- CO2	NBio- CO2	Total CO2	CH4	N2O	CO2e
Category	lb/day										lb/day					
Hauling	0.0000	0.0000	0.0000	0.0000	0.0000	0.0000	0.0000	0.0000	0.0000	0.0000		0.0000	0.0000	0.0000		0.0000
Vendor	0.0000	0.0000	0.0000	0.0000	0.0000	0.0000	0.0000	0.0000	0.0000	0.0000		0.0000	0.0000	0.0000		0.0000
Worker	0.0204	0.0235	0.2537	8.3000e-004	0.0657	4.7000e-004	0.0662	0.0174	4.3000e-004	0.0179		59.4773	59.4773	2.6800e-003		59.5336
Total	**0.0204**	**0.0235**	**0.2537**	**8.3000e-004**	**0.0657**	**4.7000e-004**	**0.0662**	**0.0174**	**4.3000e-004**	**0.0179**		**59.4773**	**59.4773**	**2.6800e-003**		**59.5336**

Mitigated Construction On-Site

	ROG	NOx	CO	SO2	Fugitive PM10	Exhaust PM10	PM10 Total	Fugitive PM2.5	Exhaust PM2.5	PM2.5 Total	Bio- CO2	NBio- CO2	Total CO2	CH4	N2O	CO2e
Category	lb/day										lb/day					
Off-Road	0.6074	6.2943	6.5911	0.0103		0.3365	0.3365		0.3096	0.3096	0.0000	993.9000	993.9000	0.3215		1,000.6504
Paving	0.0000					0.0000	0.0000		0.0000	0.0000			0.0000			0.0000
Total	**0.6074**	**6.2943**	**6.5911**	**0.0103**		**0.3365**	**0.3365**		**0.3096**	**0.3096**	**0.0000**	**993.9000**	**993.9000**	**0.3215**		**1,000.6504**

Mitigated Construction Off-Site

	ROG	NOx	CO	SO2	Fugitive PM10	Exhaust PM10	PM10 Total	Fugitive PM2.5	Exhaust PM2.5	PM2.5 Total	Bio- CO2	NBio- CO2	Total CO2	CH4	N2O	CO2e
Category	lb/day										lb/day					
Hauling	0.0000	0.0000	0.0000	0.0000	0.0000	0.0000	0.0000	0.0000	0.0000	0.0000		0.0000	0.0000	0.0000		0.0000
Vendor	0.0000	0.0000	0.0000	0.0000	0.0000	0.0000	0.0000	0.0000	0.0000	0.0000		0.0000	0.0000	0.0000		0.0000
Worker	0.0204	0.0235	0.2537	8.3000e-004	0.0657	4.7000e-004	0.0662	0.0174	4.3000e-004	0.0179		59.4773	59.4773	2.6800e-003		59.5336
Total	**0.0204**	**0.0235**	**0.2537**	**8.3000e-004**	**0.0657**	**4.7000e-004**	**0.0662**	**0.0174**	**4.3000e-004**	**0.0179**		**59.4773**	**59.4773**	**2.6800e-003**		**59.5336**

4.0 Operational Detail - Mobile

4.1 Mitigation Measures Mobile

	ROG	NOx	CO	SO2	Fugitive PM10	Exhaust PM10	PM10 Total	Fugitive PM2.5	Exhaust PM2.5	PM2.5 Total	Bio- CO2	NBio- CO2	Total CO2	CH4	N2O	CO2e
Category	lb/day										lb/day					
Mitigated	0.0000	0.0000	0.0000	0.0000	0.0000	0.0000	0.0000	0.0000	0.0000	0.0000		0.0000	0.0000	0.0000		0.0000
Unmitigated	0.0000	0.0000	0.0000	0.0000	0.0000	0.0000	0.0000	0.0000	0.0000	0.0000		0.0000	0.0000	0.0000		0.0000

4.2 Trip Summary Information

	Average Daily Trip Rate			Unmitigated	Mitigated
Land Use	Weekday	Saturday	Sunday	Annual VMT	Annual VMT
User Defined Industrial	0.00	0.00	0.00		
Total	0.00	0.00	0.00		

4.3 Trip Type Information

	Miles			Trip %			Trip Purpose %		
Land Use	H-W or C-W	H-S or C-C	H-O or C-NW	H-W or C-W	H-S or C-C	H-O or C-NW	Primary	Diverted	Pass-by
User Defined Industrial	9.50	7.30	7.30	0.00	0.00	0.00	0	0	0

LDA	LDT1	LDT2	MDV	LHD1	LHD2	MHD	HHD	OBUS	UBUS	MCY	SBUS	MH
0.513300	0.073549	0.191092	0.130830	0.036094	0.005140	0.012550	0.022916	0.001871	0.002062	0.006564	0.000586	0.003446

5.0 Energy Detail

4.4 Fleet Mix

Historical Energy Use: N

5.1 Mitigation Measures Energy

	ROG	NOx	CO	SO2	Fugitive PM10	Exhaust PM10	PM10 Total	Fugitive PM2.5	Exhaust PM2.5	PM2.5 Total	Bio- CO2	NBio- CO2	Total CO2	CH4	N2O	CO2e
Category	lb/day										lb/day					
NaturalGas Mitigated	0.0000	0.0000	0.0000	0.0000		0.0000	0.0000		0.0000	0.0000		0.0000	0.0000	0.0000	0.0000	0.0000
NaturalGas Unmitigated	0.0000	0.0000	0.0000	0.0000		0.0000	0.0000		0.0000	0.0000		0.0000	0.0000	0.0000	0.0000	0.0000

5.2 Energy by Land Use - NaturalGas

Unmitigated

	NaturalGas Use	ROG	NOx	CO	SO2	Fugitive PM10	Exhaust PM10	PM10 Total	Fugitive PM2.5	Exhaust PM2.5	PM2.5 Total	Bio- CO2	NBio- CO2	Total CO2	CH4	N2O	CO2e

Land Use	kBTU/yr	lb/day										lb/day					
User Defined Industrial	0	0.0000	0.0000	0.0000	0.0000		0.0000	0.0000		0.0000	0.0000		0.0000	0.0000	0.0000	0.0000	0.0000
Total		**0.0000**	**0.0000**	**0.0000**	**0.0000**		**0.0000**	**0.0000**		**0.0000**	**0.0000**		**0.0000**	**0.0000**	**0.0000**	**0.0000**	**0.0000**

Mitigated

	NaturalGas Use	ROG	NOx	CO	SO2	Fugitive PM10	Exhaust PM10	PM10 Total	Fugitive PM2.5	Exhaust PM2.5	PM2.5 Total	Bio- CO2	NBio- CO2	Total CO2	CH4	N2O	CO2e
Land Use	kBTU/yr	lb/day										lb/day					
User Defined Industrial	0	0.0000	0.0000	0.0000	0.0000		0.0000	0.0000		0.0000	0.0000		0.0000	0.0000	0.0000	0.0000	0.0000
Total		**0.0000**	**0.0000**	**0.0000**	**0.0000**		**0.0000**	**0.0000**		**0.0000**	**0.0000**		**0.0000**	**0.0000**	**0.0000**	**0.0000**	**0.0000**

6.0 Area Detail

6.1 Mitigation Measures Area

	ROG	NOx	CO	SO2	Fugitive PM10	Exhaust PM10	PM10 Total	Fugitive PM2.5	Exhaust PM2.5	PM2.5 Total	Bio- CO2	NBio- CO2	Total CO2	CH4	N2O	CO2e
Category	lb/day										lb/day					
Mitigated	1.0000e-005	0.0000	1.0000e-004	0.0000		0.0000	0.0000		0.0000	0.0000		2.2000e-004	2.2000e-004	0.0000		2.3000e-004
Unmitigated	1.0000e-005	0.0000	1.0000e-004	0.0000		0.0000	0.0000		0.0000	0.0000		2.2000e-004	2.2000e-004	0.0000		2.3000e-004

6.2 Area by SubCategory

Unmitigated

	ROG	NOx	CO	SO2	Fugitive PM10	Exhaust PM10	PM10 Total	Fugitive PM2.5	Exhaust PM2.5	PM2.5 Total	Bio- CO2	NBio- CO2	Total CO2	CH4	N2O	CO2e
SubCategory	lb/day										lb/day					
Architectural Coating	0.0000					0.0000	0.0000		0.0000	0.0000			0.0000			0.0000
Consumer Products	0.0000					0.0000	0.0000		0.0000	0.0000			0.0000			0.0000
Landscaping	1.0000e-005	0.0000	1.0000e-004	0.0000		0.0000	0.0000		0.0000	0.0000		2.2000e-004	2.2000e-004	0.0000		2.3000e-004
Total	**1.0000e-005**	**0.0000**	**1.0000e-004**	**0.0000**		**0.0000**	**0.0000**		**0.0000**	**0.0000**		**2.2000e-004**	**2.2000e-004**	**0.0000**		**2.3000e-004**

Mitigated

	ROG	NOx	CO	SO2	Fugitive PM10	Exhaust PM10	PM10 Total	Fugitive PM2.5	Exhaust PM2.5	PM2.5 Total	Bio- CO2	NBio- CO2	Total CO2	CH4	N2O	CO2e
SubCategory	lb/day										lb/day					
Architectural Coating	0.0000					0.0000	0.0000		0.0000	0.0000			0.0000			0.0000
Consumer Products	0.0000					0.0000	0.0000		0.0000	0.0000			0.0000			0.0000
Landscaping	1.0000e-005	0.0000	1.0000e-004	0.0000		0.0000	0.0000		0.0000	0.0000		2.2000e-004	2.2000e-004	0.0000		2.3000e-004
Total	**1.0000e-005**	**0.0000**	**1.0000e-004**	**0.0000**		**0.0000**	**0.0000**		**0.0000**	**0.0000**		**2.2000e-004**	**2.2000e-004**	**0.0000**		**2.3000e-004**

7.0 Water Detail

7.1 Mitigation Measures Water

8.0 Waste Detail

8.1 Mitigation Measures Waste

9.0 Operational Offroad

Equipment Type	Number	Hours/Day	Days/Year	Horse Power	Load Factor	Fuel Type

10.0 Vegetation

AWPF Influent Conveyance (Pump Station)

San Diego Air Basin, Winter

1.0 Project Characteristics

1.1 Land Usage

Land Uses	Size	Metric	Lot Acreage	Floor Surface Area	Population
User Defined Industrial	1.00	User Defined Unit	0.00	0.00	0

1.2 Other Project Characteristics

Urbanization	Urban	**Wind Speed (m/s)**	2.6	**Precipitation Freq (Days)**	40
Climate Zone	13			**Operational Year**	2020
Utility Company	San Diego Gas & Electric				
CO2 Intensity (lb/MWhr)	720.49	**CH4 Intensity (lb/MWhr)**	0.029	**N2O Intensity (lb/MWhr)**	0.006

1.3 User Entered Comments & Non-Default Data

Project Characteristics -

Land Use -

Construction Phase - Modified

Off-road Equipment - Modified

Off-road Equipment - Modified

Off-road Equipment - Modified

Off-road Equipment - Modified

Off-road Equipment - Modified

Trips and VMT - Modified

Table Name	Column Name	Default Value	New Value
tblConstructionPhase	NumDays	0.00	353.00

tblConstructionPhase	NumDays	0.00	10.00
tblConstructionPhase	NumDays	0.00	20.00
tblConstructionPhase	NumDays	0.00	10.00
tblConstructionPhase	PhaseStartDate	10/17/2020	10/19/2020
tblOffRoadEquipment	OffRoadEquipmentUnitAmount	4.00	0.00
tblOffRoadEquipment	OffRoadEquipmentUnitAmount	1.00	0.00
tblOffRoadEquipment	OffRoadEquipmentUnitAmount	1.00	0.00
tblOffRoadEquipment	OffRoadEquipmentUnitAmount	2.00	1.00
tblOffRoadEquipment	OffRoadEquipmentUnitAmount	1.00	0.00
tblOffRoadEquipment	OffRoadEquipmentUnitAmount	2.00	1.00
tblOffRoadEquipment	OffRoadEquipmentUnitAmount	2.00	1.00
tblOffRoadEquipment	OffRoadEquipmentUnitAmount	1.00	0.00
tblProjectCharacteristics	OperationalYear	2014	2020
tblTripsAndVMT	HaulingTripNumber	0.00	100.00
tblTripsAndVMT	VendorTripNumber	0.00	4.00
tblTripsAndVMT	VendorTripNumber	0.00	2.00
tblTripsAndVMT	WorkerTripNumber	0.00	8.00

2.0 Emissions Summary

2.1 Overall Construction (Maximum Daily Emission)

Unmitigated Construction

	ROG	NOx	CO	SO2	Fugitive PM10	Exhaust PM10	PM10 Total	Fugitive PM2.5	Exhaust PM2.5	PM2.5 Total	Bio- CO2	NBio- CO2	Total CO2	CH4	N2O	CO2e
Year	lb/day										lb/day					
2019	1.9027	13.6918	14.4590	0.0225	6.0897	0.8115	6.7591	3.3287	0.7816	3.9446	0.0000	2,086.2405	2,086.2405	0.4132	0.0000	2,094.9178
2020	1.7157	12.3714	14.3056	0.0225	0.0790	0.7088	0.7878	0.0212	0.6826	0.7038	0.0000	2,062.3401	2,062.3401	0.4007	0.0000	2,070.7536

Total	**3.6184**	**26.0632**	**28.7646**	**0.0450**	**6.1687**	**1.5204**	**7.5470**	**3.3499**	**1.4642**	**4.6484**	**0.0000**	**4,148.5806**	**4,148.5806**	**0.8139**	**0.0000**	**4,165.6715**

Mitigated Construction

	ROG	NOx	CO	SO2	Fugitive PM10	Exhaust PM10	PM10 Total	Fugitive PM2.5	Exhaust PM2.5	PM2.5 Total	Bio- CO2	NBio- CO2	Total CO2	CH4	N2O	CO2e
Year	lb/day										lb/day					
2019	1.9027	13.6918	14.4590	0.0225	6.0897	0.8115	6.7591	3.3287	0.7816	3.9446	0.0000	2,086.2405	2,086.2405	0.4132	0.0000	2,094.9178
2020	1.7157	12.3714	14.3056	0.0225	0.0790	0.7088	0.7878	0.0212	0.6826	0.7038	0.0000	2,062.3401	2,062.3401	0.4007	0.0000	2,070.7536
Total	**3.6184**	**26.0632**	**28.7646**	**0.0450**	**6.1687**	**1.5204**	**7.5470**	**3.3499**	**1.4642**	**4.6484**	**0.0000**	**4,148.5806**	**4,148.5806**	**0.8139**	**0.0000**	**4,165.6715**

	ROG	**NOx**	**CO**	**SO2**	**Fugitive PM10**	**Exhaust PM10**	**PM10 Total**	**Fugitive PM2.5**	**Exhaust PM2.5**	**PM2.5 Total**	**Bio- CO2**	**NBio-CO2**	**Total CO2**	**CH4**	**N20**	**CO2e**
Percent Reduction	**0.00**	**0.00**	**0.00**	**0.00**	**0.00**	**0.00**	**0.00**	**0.00**	**0.00**	**0.00**	**0.00**	**0.00**	**0.00**	**0.00**	**0.00**	**0.00**

2.2 Overall Operational

Unmitigated Operational

	ROG	NOx	CO	SO2	Fugitive PM10	Exhaust PM10	PM10 Total	Fugitive PM2.5	Exhaust PM2.5	PM2.5 Total	Bio- CO2	NBio- CO2	Total CO2	CH4	N2O	CO2e
Category	lb/day										lb/day					
Area	1.0000e-005	0.0000	1.0000e-004	0.0000		0.0000	0.0000		0.0000	0.0000		2.2000e-004	2.2000e-004	0.0000		2.3000e-004
Energy	0.0000	0.0000	0.0000	0.0000		0.0000	0.0000		0.0000	0.0000		0.0000	0.0000	0.0000	0.0000	0.0000
Mobile	0.0000	0.0000	0.0000	0.0000	0.0000	0.0000	0.0000	0.0000	0.0000	0.0000		0.0000	0.0000	0.0000		0.0000
Total	**1.0000e-005**	**0.0000**	**1.0000e-004**	**0.0000**	**0.0000**	**0.0000**	**0.0000**	**0.0000**	**0.0000**	**0.0000**		**2.2000e-004**	**2.2000e-004**	**0.0000**	**0.0000**	**2.3000e-004**

Mitigated Operational

	ROG	NOx	CO	SO2	Fugitive PM10	Exhaust PM10	PM10 Total	Fugitive PM2.5	Exhaust PM2.5	PM2.5 Total	Bio- CO2	NBio- CO2	Total CO2	CH4	N2O	CO2e
Category	lb/day										lb/day					
Area	1.0000e-005	0.0000	1.0000e-004	0.0000		0.0000	0.0000		0.0000	0.0000		2.2000e-004	2.2000e-004	0.0000		2.3000e-004
Energy	0.0000	0.0000	0.0000	0.0000		0.0000	0.0000		0.0000	0.0000		0.0000	0.0000	0.0000	0.0000	0.0000
Mobile	0.0000	0.0000	0.0000	0.0000	0.0000	0.0000	0.0000	0.0000	0.0000	0.0000		0.0000	0.0000	0.0000		0.0000
Total	**1.0000e-005**	**0.0000**	**1.0000e-004**	**0.0000**	**0.0000**	**0.0000**	**0.0000**	**0.0000**	**0.0000**	**0.0000**		**2.2000e-004**	**2.2000e-004**	**0.0000**	**0.0000**	**2.3000e-004**

	ROG	**NOx**	**CO**	**SO2**	**Fugitive PM10**	**Exhaust PM10**	**PM10 Total**	**Fugitive PM2.5**	**Exhaust PM2.5**	**PM2.5 Total**	**Bio- CO2**	**NBio-CO2**	**Total CO2**	**CH4**	**N20**	**CO2e**
Percent Reduction	**0.00**	**0.00**	**0.00**	**0.00**	**0.00**	**0.00**	**0.00**	**0.00**	**0.00**	**0.00**	**0.00**	**0.00**	**0.00**	**0.00**	**0.00**	**0.00**

3.0 Construction Detail

Construction Phase

Phase Number	Phase Name	Phase Type	Start Date	End Date	Num Days Week	Num Days	Phase Description
1	Site Preparation	Site Preparation	5/15/2019	5/28/2019	5	10	
2	Grading	Grading	5/29/2019	6/11/2019	5	10	
3	Building Construction	Building Construction	6/12/2019	10/16/2020	5	353	
4	Paving	Paving	10/19/2020	11/13/2020	5	20	

Acres of Grading (Site Preparation Phase): 0

Acres of Grading (Grading Phase): 0

Acres of Paving: 0

Residential Indoor: 0; Residential Outdoor: 0; Non-Residential Indoor: 0; Non-Residential Outdoor: 0 (Architectural Coating – sqft)

OffRoad Equipment

Phase Name	Offroad Equipment Type	Amount	Usage Hours	Horse Power	Load Factor
Site Preparation	Graders	0	8.00	174	0.41
Site Preparation	Rubber Tired Dozers	1	8.00	255	0.40
Site Preparation	Tractors/Loaders/Backhoes	1	8.00	97	0.37
Grading	Concrete/Industrial Saws	0	8.00	81	0.73
Grading	Rubber Tired Dozers	1	1.00	255	0.40
Grading	Tractors/Loaders/Backhoes	1	6.00	97	0.37
Building Construction	Cranes	0	4.00	226	0.29
Building Construction	Excavators	1	8.00	162	0.38
Building Construction	Forklifts	1	6.00	89	0.20
Building Construction	Pumps	1	8.00	84	0.74
Building Construction	Tractors/Loaders/Backhoes	1	8.00	97	0.37
Building Construction	Welders	2	8.00	46	0.45
Paving	Cement and Mortar Mixers	0	6.00	9	0.56
Paving	Pavers	1	7.00	125	0.42
Paving	Paving Equipment	1	8.00	130	0.36
Paving	Rollers	1	7.00	80	0.38
Paving	Tractors/Loaders/Backhoes	0	7.00	97	0.37

Trips and VMT

Phase Name	Offroad Equipment Count	Worker Trip Number	Vendor Trip Number	Hauling Trip Number	Worker Trip Length	Vendor Trip Length	Hauling Trip Length	Worker Vehicle Class	Vendor Vehicle Class	Hauling Vehicle Class
Site Preparation	2	5.00	4.00	0.00	10.80	7.30	20.00	LD_Mix	HDT_Mix	HHDT
Grading	2	5.00	0.00	100.00	10.80	7.30	20.00	LD_Mix	HDT_Mix	HHDT
Building Construction	6	8.00	2.00	0.00	10.80	7.30	20.00	LD_Mix	HDT_Mix	HHDT
Paving	3	8.00	0.00	0.00	10.80	7.30	20.00	LD_Mix	HDT_Mix	HHDT

3.1 Mitigation Measures Construction

3.2 Site Preparation - 2019

Unmitigated Construction On-Site

	ROG	NOx	CO	SO2	Fugitive PM10	Exhaust PM10	PM10 Total	Fugitive PM2.5	Exhaust PM2.5	PM2.5 Total	Bio- CO2	NBio- CO2	Total CO2	CH4	N2O	CO2e
Category	lb/day										lb/day					
Fugitive Dust					6.0221	0.0000	6.0221	3.3102	0.0000	3.3102			0.0000			0.0000
Off-Road	1.2620	13.3891	10.8354	0.0120		0.6648	0.6648		0.6116	0.6116		1,189.7272	1,189.7272	0.3764		1,197.6319
Total	**1.2620**	**13.3891**	**10.8354**	**0.0120**	**6.0221**	**0.6648**	**6.6869**	**3.3102**	**0.6116**	**3.9219**		**1,189.7272**	**1,189.7272**	**0.3764**		**1,197.6319**

Unmitigated Construction Off-Site

	ROG	NOx	CO	SO2	Fugitive PM10	Exhaust PM10	PM10 Total	Fugitive PM2.5	Exhaust PM2.5	PM2.5 Total	Bio- CO2	NBio- CO2	Total CO2	CH4	N2O	CO2e
Category	lb/day										lb/day					
Hauling	0.0000	0.0000	0.0000	0.0000	0.0000	0.0000	0.0000	0.0000	0.0000	0.0000		0.0000	0.0000	0.0000		0.0000
Vendor	0.0386	0.2851	0.5192	9.4000e-004	0.0265	4.3400e-003	0.0309	7.5700e-003	3.9900e-003	0.0116		89.9236	89.9236	6.9000e-004		89.9380
Worker	0.0142	0.0176	0.1623	4.9000e-004	0.0411	2.9000e-004	0.0414	0.0109	2.7000e-004	0.0112		36.3694	36.3694	1.7600e-003		36.4064
Total	**0.0527**	**0.3027**	**0.6815**	**1.4300e-003**	**0.0676**	**4.6300e-003**	**0.0722**	**0.0185**	**4.2600e-003**	**0.0227**		**126.2930**	**126.2930**	**2.4500e-003**		**126.3444**

Mitigated Construction On-Site

	ROG	NOx	CO	SO2	Fugitive PM10	Exhaust PM10	PM10 Total	Fugitive PM2.5	Exhaust PM2.5	PM2.5 Total	Bio- CO2	NBio- CO2	Total CO2	CH4	N2O	CO2e
Category	lb/day										lb/day					
Fugitive Dust					6.0221	0.0000	6.0221	3.3102	0.0000	3.3102			0.0000			0.0000
Off-Road	1.2620	13.3891	10.8354	0.0120		0.6648	0.6648		0.6116	0.6116	0.0000	1,189.7272	1,189.7272	0.3764		1,197.6319
Total	**1.2620**	**13.3891**	**10.8354**	**0.0120**	**6.0221**	**0.6648**	**6.6869**	**3.3102**	**0.6116**	**3.9219**	**0.0000**	**1,189.7272**	**1,189.7272**	**0.3764**		**1,197.6319**

Mitigated Construction Off-Site

	ROG	NOx	CO	SO2	Fugitive PM10	Exhaust PM10	PM10 Total	Fugitive PM2.5	Exhaust PM2.5	PM2.5 Total	Bio- CO2	NBio- CO2	Total CO2	CH4	N2O	CO2e
Category	lb/day										lb/day					
Hauling	0.0000	0.0000	0.0000	0.0000	0.0000	0.0000	0.0000	0.0000	0.0000	0.0000		0.0000	0.0000	0.0000		0.0000
Vendor	0.0386	0.2851	0.5192	9.4000e-004	0.0265	4.3400e-003	0.0309	7.5700e-003	3.9900e-003	0.0116		89.9236	89.9236	6.9000e-004		89.9380
Worker	0.0142	0.0176	0.1623	4.9000e-004	0.0411	2.9000e-004	0.0414	0.0109	2.7000e-004	0.0112		36.3694	36.3694	1.7600e-003		36.4064
Total	**0.0527**	**0.3027**	**0.6815**	**1.4300e-003**	**0.0676**	**4.6300e-003**	**0.0722**	**0.0185**	**4.2600e-003**	**0.0227**		**126.2930**	**126.2930**	**2.4500e-003**		**126.3444**

3.3 Grading - 2019

Unmitigated Construction On-Site

	ROG	NOx	CO	SO2	Fugitive PM10	Exhaust PM10	PM10 Total	Fugitive PM2.5	Exhaust PM2.5	PM2.5 Total	Bio- CO2	NBio- CO2	Total CO2	CH4	N2O	CO2e
Category	lb/day										lb/day					
Fugitive Dust					0.7528	0.0000	0.7528	0.4138	0.0000	0.4138			0.0000			0.0000

Off-Road	0.3033	3.1345	2.7936	3.4400e-003		0.1806	0.1806		0.1662	0.1662		340.9296	340.9296	0.1079		343.1948
Total	**0.3033**	**3.1345**	**2.7936**	**3.4400e-003**	**0.7528**	**0.1806**	**0.9334**	**0.4138**	**0.1662**	**0.5800**		**340.9296**	**340.9296**	**0.1079**		**343.1948**

Unmitigated Construction Off-Site

	ROG	NOx	CO	SO2	Fugitive PM10	Exhaust PM10	PM10 Total	Fugitive PM2.5	Exhaust PM2.5	PM2.5 Total	Bio- CO2	NBio- CO2	Total CO2	CH4	N2O	CO2e
Category	lb/day										lb/day					
Hauling	0.1884	2.1276	2.3432	7.4400e-003	0.1743	0.0328	0.2071	0.0477	0.0302	0.0779		713.9945	713.9945	5.1800e-003		714.1031
Vendor	0.0000	0.0000	0.0000	0.0000	0.0000	0.0000	0.0000	0.0000	0.0000	0.0000		0.0000	0.0000	0.0000		0.0000
Worker	0.0142	0.0176	0.1623	4.9000e-004	0.0411	2.9000e-004	0.0414	0.0109	2.7000e-004	0.0112		36.3694	36.3694	1.7600e-003		36.4064
Total	**0.2026**	**2.1452**	**2.5054**	**7.9300e-003**	**0.2153**	**0.0331**	**0.2484**	**0.0586**	**0.0305**	**0.0891**		**750.3639**	**750.3639**	**6.9400e-003**		**750.5095**

Mitigated Construction On-Site

	ROG	NOx	CO	SO2	Fugitive PM10	Exhaust PM10	PM10 Total	Fugitive PM2.5	Exhaust PM2.5	PM2.5 Total	Bio- CO2	NBio- CO2	Total CO2	CH4	N2O	CO2e
Category	lb/day										lb/day					
Fugitive Dust					0.7528	0.0000	0.7528	0.4138	0.0000	0.4138			0.0000			0.0000
Off-Road	0.3033	3.1345	2.7936	3.4400e-003		0.1806	0.1806		0.1662	0.1662	0.0000	340.9296	340.9296	0.1079		343.1948
Total	**0.3033**	**3.1345**	**2.7936**	**3.4400e-003**	**0.7528**	**0.1806**	**0.9334**	**0.4138**	**0.1662**	**0.5800**	**0.0000**	**340.9296**	**340.9296**	**0.1079**		**343.1948**

Mitigated Construction Off-Site

	ROG	NOx	CO	SO2	Fugitive PM10	Exhaust PM10	PM10 Total	Fugitive PM2.5	Exhaust PM2.5	PM2.5 Total	Bio- CO2	NBio- CO2	Total CO2	CH4	N2O	CO2e
Category	lb/day										lb/day					
Hauling	0.1884	2.1276	2.3432	7.4400e-003	0.1743	0.0328	0.2071	0.0477	0.0302	0.0779		713.9945	713.9945	5.1800e-003		714.1031
Vendor	0.0000	0.0000	0.0000	0.0000	0.0000	0.0000	0.0000	0.0000	0.0000	0.0000		0.0000	0.0000	0.0000		0.0000
Worker	0.0142	0.0176	0.1623	4.9000e-004	0.0411	2.9000e-004	0.0414	0.0109	2.7000e-004	0.0112		36.3694	36.3694	1.7600e-003		36.4064
Total	**0.2026**	**2.1452**	**2.5054**	**7.9300e-003**	**0.2153**	**0.0331**	**0.2484**	**0.0586**	**0.0305**	**0.0891**		**750.3639**	**750.3639**	**6.9400e-003**		**750.5095**

3.4 Building Construction - 2019

Unmitigated Construction On-Site

	ROG	NOx	CO	SO2	Fugitive PM10	Exhaust PM10	PM10 Total	Fugitive PM2.5	Exhaust PM2.5	PM2.5 Total	Bio- CO2	NBio- CO2	Total CO2	CH4	N2O	CO2e
Category	lb/day										lb/day					
Off-Road	1.8608	13.2407	13.9397	0.0212		0.8089	0.8089		0.7791	0.7791		1,983.0877	1,983.0877	0.4101		1,991.6986
Total	**1.8608**	**13.2407**	**13.9397**	**0.0212**		**0.8089**	**0.8089**		**0.7791**	**0.7791**		**1,983.0877**	**1,983.0877**	**0.4101**		**1,991.6986**

Unmitigated Construction Off-Site

	ROG	NOx	CO	SO2	Fugitive PM10	Exhaust PM10	PM10 Total	Fugitive PM2.5	Exhaust PM2.5	PM2.5 Total	Bio- CO2	NBio- CO2	Total CO2	CH4	N2O	CO2e
Category	lb/day										lb/day					

Hauling	0.0000	0.0000	0.0000	0.0000	0.0000	0.0000	0.0000	0.0000	0.0000	0.0000		0.0000	0.0000	0.0000		0.0000
Vendor	0.0193	0.1426	0.2596	4.7000e-004	0.0133	2.1700e-003	0.0154	3.7900e-003	2.0000e-003	5.7800e-003		44.9618	44.9618	3.4000e-004		44.9690
Worker	0.0227	0.0282	0.2597	7.8000e-004	0.0657	4.7000e-004	0.0662	0.0174	4.3000e-004	0.0179		58.1910	58.1910	2.8200e-003		58.2502
Total	**0.0419**	**0.1708**	**0.5193**	**1.2500e-003**	**0.0790**	**2.6400e-003**	**0.0816**	**0.0212**	**2.4300e-003**	**0.0236**		**103.1528**	**103.1528**	**3.1600e-003**		**103.2192**

Mitigated Construction On-Site

	ROG	NOx	CO	SO2	Fugitive PM10	Exhaust PM10	PM10 Total	Fugitive PM2.5	Exhaust PM2.5	PM2.5 Total	Bio- CO2	NBio- CO2	Total CO2	CH4	N2O	CO2e
Category	lb/day										lb/day					
Off-Road	1.8608	13.2407	13.9397	0.0212		0.8089	0.8089		0.7791	0.7791	0.0000	1,983.0877	1,983.0877	0.4101		1,991.6986
Total	**1.8608**	**13.2407**	**13.9397**	**0.0212**		**0.8089**	**0.8089**		**0.7791**	**0.7791**	**0.0000**	**1,983.0877**	**1,983.0877**	**0.4101**		**1,991.6986**

Mitigated Construction Off-Site

	ROG	NOx	CO	SO2	Fugitive PM10	Exhaust PM10	PM10 Total	Fugitive PM2.5	Exhaust PM2.5	PM2.5 Total	Bio- CO2	NBio- CO2	Total CO2	CH4	N2O	CO2e
Category	lb/day										lb/day					
Hauling	0.0000	0.0000	0.0000	0.0000	0.0000	0.0000	0.0000	0.0000	0.0000	0.0000		0.0000	0.0000	0.0000		0.0000
Vendor	0.0193	0.1426	0.2596	4.7000e-004	0.0133	2.1700e-003	0.0154	3.7900e-003	2.0000e-003	5.7800e-003		44.9618	44.9618	3.4000e-004		44.9690
Worker	0.0227	0.0282	0.2597	7.8000e-004	0.0657	4.7000e-004	0.0662	0.0174	4.3000e-004	0.0179		58.1910	58.1910	2.8200e-003		58.2502
Total	**0.0419**	**0.1708**	**0.5193**	**1.2500e-003**	**0.0790**	**2.6400e-003**	**0.0816**	**0.0212**	**2.4300e-003**	**0.0236**		**103.1528**	**103.1528**	**3.1600e-003**		**103.2192**

3.4 Building Construction - 2020

Unmitigated Construction On-Site

	ROG	NOx	CO	SO2	Fugitive PM10	Exhaust PM10	PM10 Total	Fugitive PM2.5	Exhaust PM2.5	PM2.5 Total	Bio- CO2	NBio- CO2	Total CO2	CH4	N2O	CO2e
Category	lb/day										lb/day					
Off-Road	1.6760	12.2237	13.8120	0.0212		0.7064	0.7064		0.6804	0.6804		1,962.5613	1,962.5613	0.3976		1,970.9116
Total	**1.6760**	**12.2237**	**13.8120**	**0.0212**		**0.7064**	**0.7064**		**0.6804**	**0.6804**		**1,962.5613**	**1,962.5613**	**0.3976**		**1,970.9116**

Unmitigated Construction Off-Site

	ROG	NOx	CO	SO2	Fugitive PM10	Exhaust PM10	PM10 Total	Fugitive PM2.5	Exhaust PM2.5	PM2.5 Total	Bio- CO2	NBio- CO2	Total CO2	CH4	N2O	CO2e
Category	lb/day										lb/day					
Hauling	0.0000	0.0000	0.0000	0.0000	0.0000	0.0000	0.0000	0.0000	0.0000	0.0000		0.0000	0.0000	0.0000		0.0000
Vendor	0.0182	0.1214	0.2511	4.7000e-004	0.0133	1.9400e-003	0.0152	3.7900e-003	1.7900e-003	5.5700e-003		43.9330	43.9330	3.3000e-004		43.9400
Worker	0.0214	0.0264	0.2425	7.8000e-004	0.0657	4.7000e-004	0.0662	0.0174	4.3000e-004	0.0179		55.8458	55.8458	2.6800e-003		55.9020
Total	**0.0396**	**0.1477**	**0.4936**	**1.2500e-003**	**0.0790**	**2.4100e-003**	**0.0814**	**0.0212**	**2.2200e-003**	**0.0234**		**99.7788**	**99.7788**	**3.0100e-003**		**99.8420**

Mitigated Construction On-Site

	ROG	NOx	CO	SO2	Fugitive PM10	Exhaust PM10	PM10 Total	Fugitive PM2.5	Exhaust PM2.5	PM2.5 Total	Bio- CO2	NBio- CO2	Total CO2	CH4	N2O	CO2e
Category	lb/day										lb/day					
Off-Road	1.6760	12.2237	13.8120	0.0212		0.7064	0.7064		0.6804	0.6804	0.0000	1,962.5613	1,962.5613	0.3976		1,970.9116
Total	**1.6760**	**12.2237**	**13.8120**	**0.0212**		**0.7064**	**0.7064**		**0.6804**	**0.6804**	**0.0000**	**1,962.5613**	**1,962.5613**	**0.3976**		**1,970.9116**

Mitigated Construction Off-Site

	ROG	NOx	CO	SO2	Fugitive PM10	Exhaust PM10	PM10 Total	Fugitive PM2.5	Exhaust PM2.5	PM2.5 Total	Bio- CO2	NBio- CO2	Total CO2	CH4	N2O	CO2e
Category	lb/day										lb/day					
Hauling	0.0000	0.0000	0.0000	0.0000	0.0000	0.0000	0.0000	0.0000	0.0000	0.0000		0.0000	0.0000	0.0000		0.0000
Vendor	0.0182	0.1214	0.2511	4.7000e-004	0.0133	1.9400e-003	0.0152	3.7900e-003	1.7900e-003	5.5700e-003		43.9330	43.9330	3.3000e-004		43.9400
Worker	0.0214	0.0264	0.2425	7.8000e-004	0.0657	4.7000e-004	0.0662	0.0174	4.3000e-004	0.0179		55.8458	55.8458	2.6800e-003		55.9020
Total	**0.0396**	**0.1477**	**0.4936**	**1.2500e-003**	**0.0790**	**2.4100e-003**	**0.0814**	**0.0212**	**2.2200e-003**	**0.0234**		**99.7788**	**99.7788**	**3.0100e-003**		**99.8420**

3.5 Paving - 2020

Unmitigated Construction On-Site

	ROG	NOx	CO	SO2	Fugitive PM10	Exhaust PM10	PM10 Total	Fugitive PM2.5	Exhaust PM2.5	PM2.5 Total	Bio- CO2	NBio- CO2	Total CO2	CH4	N2O	CO2e
Category	lb/day										lb/day					
Off-Road	0.6074	6.2943	6.5911	0.0103		0.3365	0.3365		0.3096	0.3096		993.9001	993.9001	0.3215		1,000.6504

Paving	0.0000					0.0000	0.0000		0.0000	0.0000			0.0000			0.0000
Total	**0.6074**	**6.2943**	**6.5911**	**0.0103**		**0.3365**	**0.3365**		**0.3096**	**0.3096**		**993.9001**	**993.9001**	**0.3215**		**1,000.6504**

Unmitigated Construction Off-Site

	ROG	NOx	CO	SO2	Fugitive PM10	Exhaust PM10	PM10 Total	Fugitive PM2.5	Exhaust PM2.5	PM2.5 Total	Bio- CO2	NBio- CO2	Total CO2	CH4	N2O	CO2e
Category	lb/day										lb/day					
Hauling	0.0000	0.0000	0.0000	0.0000	0.0000	0.0000	0.0000	0.0000	0.0000	0.0000		0.0000	0.0000	0.0000		0.0000
Vendor	0.0000	0.0000	0.0000	0.0000	0.0000	0.0000	0.0000	0.0000	0.0000	0.0000		0.0000	0.0000	0.0000		0.0000
Worker	0.0214	0.0264	0.2425	7.8000e-004	0.0657	4.7000e-004	0.0662	0.0174	4.3000e-004	0.0179		55.8458	55.8458	2.6800e-003		55.9020
Total	**0.0214**	**0.0264**	**0.2425**	**7.8000e-004**	**0.0657**	**4.7000e-004**	**0.0662**	**0.0174**	**4.3000e-004**	**0.0179**		**55.8458**	**55.8458**	**2.6800e-003**		**55.9020**

Mitigated Construction On-Site

	ROG	NOx	CO	SO2	Fugitive PM10	Exhaust PM10	PM10 Total	Fugitive PM2.5	Exhaust PM2.5	PM2.5 Total	Bio- CO2	NBio- CO2	Total CO2	CH4	N2O	CO2e
Category	lb/day										lb/day					
Off-Road	0.6074	6.2943	6.5911	0.0103		0.3365	0.3365		0.3096	0.3096	0.0000	993.9000	993.9000	0.3215		1,000.6504
Paving	0.0000					0.0000	0.0000		0.0000	0.0000			0.0000			0.0000
Total	**0.6074**	**6.2943**	**6.5911**	**0.0103**		**0.3365**	**0.3365**		**0.3096**	**0.3096**	**0.0000**	**993.9000**	**993.9000**	**0.3215**		**1,000.6504**

Mitigated Construction Off-Site

	ROG	NOx	CO	SO2	Fugitive PM10	Exhaust PM10	PM10 Total	Fugitive PM2.5	Exhaust PM2.5	PM2.5 Total	Bio- CO2	NBio- CO2	Total CO2	CH4	N2O	CO2e
Category	lb/day										lb/day					
Hauling	0.0000	0.0000	0.0000	0.0000	0.0000	0.0000	0.0000	0.0000	0.0000	0.0000		0.0000	0.0000	0.0000		0.0000
Vendor	0.0000	0.0000	0.0000	0.0000	0.0000	0.0000	0.0000	0.0000	0.0000	0.0000		0.0000	0.0000	0.0000		0.0000
Worker	0.0214	0.0264	0.2425	7.8000e-004	0.0657	4.7000e-004	0.0662	0.0174	4.3000e-004	0.0179		55.8458	55.8458	2.6800e-003		55.9020
Total	**0.0214**	**0.0264**	**0.2425**	**7.8000e-004**	**0.0657**	**4.7000e-004**	**0.0662**	**0.0174**	**4.3000e-004**	**0.0179**		**55.8458**	**55.8458**	**2.6800e-003**		**55.9020**

4.0 Operational Detail - Mobile

4.1 Mitigation Measures Mobile

	ROG	NOx	CO	SO2	Fugitive PM10	Exhaust PM10	PM10 Total	Fugitive PM2.5	Exhaust PM2.5	PM2.5 Total	Bio- CO2	NBio- CO2	Total CO2	CH4	N2O	CO2e
Category	lb/day										lb/day					
Mitigated	0.0000	0.0000	0.0000	0.0000	0.0000	0.0000	0.0000	0.0000	0.0000	0.0000		0.0000	0.0000	0.0000		0.0000
Unmitigated	0.0000	0.0000	0.0000	0.0000	0.0000	0.0000	0.0000	0.0000	0.0000	0.0000		0.0000	0.0000	0.0000		0.0000

4.2 Trip Summary Information

	Average Daily Trip Rate			Unmitigated	Mitigated
Land Use	Weekday	Saturday	Sunday	Annual VMT	Annual VMT
User Defined Industrial	0.00	0.00	0.00		
Total	0.00	0.00	0.00		

4.3 Trip Type Information

	Miles			Trip %			Trip Purpose %		
Land Use	H-W or C-W	H-S or C-C	H-O or C-NW	H-W or C-W	H-S or C-C	H-O or C-NW	Primary	Diverted	Pass-by
User Defined Industrial	9.50	7.30	7.30	0.00	0.00	0.00	0	0	0

LDA	LDT1	LDT2	MDV	LHD1	LHD2	MHD	HHD	OBUS	UBUS	MCY	SBUS	MH
0.513300	0.073549	0.191092	0.130830	0.036094	0.005140	0.012550	0.022916	0.001871	0.002062	0.006564	0.000586	0.003446

5.0 Energy Detail

4.4 Fleet Mix

Historical Energy Use: N

5.1 Mitigation Measures Energy

	ROG	NOx	CO	SO2	Fugitive PM10	Exhaust PM10	PM10 Total	Fugitive PM2.5	Exhaust PM2.5	PM2.5 Total	Bio- CO2	NBio- CO2	Total CO2	CH4	N2O	CO2e
Category	lb/day										lb/day					
NaturalGas Mitigated	0.0000	0.0000	0.0000	0.0000		0.0000	0.0000		0.0000	0.0000		0.0000	0.0000	0.0000	0.0000	0.0000
NaturalGas Unmitigated	0.0000	0.0000	0.0000	0.0000		0.0000	0.0000		0.0000	0.0000		0.0000	0.0000	0.0000	0.0000	0.0000

5.2 Energy by Land Use - NaturalGas

Unmitigated

	NaturalGas Use	ROG	NOx	CO	SO2	Fugitive PM10	Exhaust PM10	PM10 Total	Fugitive PM2.5	Exhaust PM2.5	PM2.5 Total	Bio- CO2	NBio- CO2	Total CO2	CH4	N2O	CO2e

Land Use	kBTU/yr	lb/day										lb/day					
User Defined Industrial	0	0.0000	0.0000	0.0000	0.0000		0.0000	0.0000		0.0000	0.0000		0.0000	0.0000	0.0000	0.0000	0.0000
Total		**0.0000**	**0.0000**	**0.0000**	**0.0000**		**0.0000**	**0.0000**		**0.0000**	**0.0000**		**0.0000**	**0.0000**	**0.0000**	**0.0000**	**0.0000**

Mitigated

	NaturalGas Use	ROG	NOx	CO	SO2	Fugitive PM10	Exhaust PM10	PM10 Total	Fugitive PM2.5	Exhaust PM2.5	PM2.5 Total	Bio- CO2	NBio- CO2	Total CO2	CH4	N2O	CO2e
Land Use	kBTU/yr	lb/day										lb/day					
User Defined Industrial	0	0.0000	0.0000	0.0000	0.0000		0.0000	0.0000		0.0000	0.0000		0.0000	0.0000	0.0000	0.0000	0.0000
Total		**0.0000**	**0.0000**	**0.0000**	**0.0000**		**0.0000**	**0.0000**		**0.0000**	**0.0000**		**0.0000**	**0.0000**	**0.0000**	**0.0000**	**0.0000**

6.0 Area Detail

6.1 Mitigation Measures Area

	ROG	NOx	CO	SO2	Fugitive PM10	Exhaust PM10	PM10 Total	Fugitive PM2.5	Exhaust PM2.5	PM2.5 Total	Bio- CO2	NBio- CO2	Total CO2	CH4	N2O	CO2e
Category	lb/day										lb/day					
Mitigated	1.0000e-005	0.0000	1.0000e-004	0.0000		0.0000	0.0000		0.0000	0.0000		2.2000e-004	2.2000e-004	0.0000		2.3000e-004
Unmitigated	1.0000e-005	0.0000	1.0000e-004	0.0000		0.0000	0.0000		0.0000	0.0000		2.2000e-004	2.2000e-004	0.0000		2.3000e-004

6.2 Area by SubCategory

Unmitigated

	ROG	NOx	CO	SO2	Fugitive PM10	Exhaust PM10	PM10 Total	Fugitive PM2.5	Exhaust PM2.5	PM2.5 Total	Bio- CO2	NBio- CO2	Total CO2	CH4	N2O	CO2e
SubCategory	lb/day										lb/day					
Architectural Coating	0.0000					0.0000	0.0000		0.0000	0.0000			0.0000			0.0000
Consumer Products	0.0000					0.0000	0.0000		0.0000	0.0000			0.0000			0.0000
Landscaping	1.0000e-005	0.0000	1.0000e-004	0.0000		0.0000	0.0000		0.0000	0.0000		2.2000e-004	2.2000e-004	0.0000		2.3000e-004
Total	**1.0000e-005**	**0.0000**	**1.0000e-004**	**0.0000**		**0.0000**	**0.0000**		**0.0000**	**0.0000**		**2.2000e-004**	**2.2000e-004**	**0.0000**		**2.3000e-004**

Mitigated

	ROG	NOx	CO	SO2	Fugitive PM10	Exhaust PM10	PM10 Total	Fugitive PM2.5	Exhaust PM2.5	PM2.5 Total	Bio- CO2	NBio- CO2	Total CO2	CH4	N2O	CO2e
SubCategory	lb/day										lb/day					
Architectural Coating	0.0000					0.0000	0.0000		0.0000	0.0000			0.0000			0.0000
Consumer Products	0.0000					0.0000	0.0000		0.0000	0.0000			0.0000			0.0000
Landscaping	1.0000e-005	0.0000	1.0000e-004	0.0000		0.0000	0.0000		0.0000	0.0000		2.2000e-004	2.2000e-004	0.0000		2.3000e-004
Total	**1.0000e-005**	**0.0000**	**1.0000e-004**	**0.0000**		**0.0000**	**0.0000**		**0.0000**	**0.0000**		**2.2000e-004**	**2.2000e-004**	**0.0000**		**2.3000e-004**

7.0 Water Detail

7.1 Mitigation Measures Water

8.0 Waste Detail

8.1 Mitigation Measures Waste

9.0 Operational Offroad

Equipment Type	Number	Hours/Day	Days/Year	Horse Power	Load Factor	Fuel Type

10.0 Vegetation

Morena Pump Station Const

San Diego Air Basin, Winter

1.0 Project Characteristics

1.1 Land Usage

Land Uses	Size	Metric	Lot Acreage	Floor Surface Area	Population
User Defined Industrial	1.00	User Defined Unit	0.00	0.00	0

1.2 Other Project Characteristics

Urbanization	Urban	**Wind Speed (m/s)**	2.6	**Precipitation Freq (Days)**	40
Climate Zone	13			**Operational Year**	2020
Utility Company	San Diego Gas & Electric				
CO2 Intensity (lb/MWhr)	720.49	**CH4 Intensity (lb/MWhr)**	0.029	**N2O Intensity (lb/MWhr)**	0.006

1.3 User Entered Comments & Non-Default Data

Project Characteristics -

Land Use -

Construction Phase - Modified

Off-road Equipment - Modified

Off-road Equipment - Modified

Off-road Equipment - Modified

Off-road Equipment - Modified

Trips and VMT - Modified

Table Name	Column Name	Default Value	New Value
tblConstructionPhase	NumDays	0.00	233.00
tblConstructionPhase	NumDays	0.00	10.00

tblConstructionPhase	NumDays	0.00	10.00
tblConstructionPhase	NumDays	0.00	10.00
tblOffRoadEquipment	OffRoadEquipmentUnitAmount	4.00	0.00
tblOffRoadEquipment	OffRoadEquipmentUnitAmount	1.00	0.00
tblOffRoadEquipment	OffRoadEquipmentUnitAmount	1.00	0.00
tblOffRoadEquipment	OffRoadEquipmentUnitAmount	2.00	1.00
tblOffRoadEquipment	OffRoadEquipmentUnitAmount	1.00	0.00
tblOffRoadEquipment	OffRoadEquipmentUnitAmount	2.00	1.00
tblOffRoadEquipment	OffRoadEquipmentUnitAmount	2.00	1.00
tblOffRoadEquipment	OffRoadEquipmentUnitAmount	1.00	0.00
tblProjectCharacteristics	OperationalYear	2014	2020
tblTripsAndVMT	HaulingTripNumber	0.00	100.00
tblTripsAndVMT	VendorTripNumber	0.00	4.00
tblTripsAndVMT	VendorTripNumber	0.00	2.00
tblTripsAndVMT	WorkerTripNumber	0.00	8.00

2.0 Emissions Summary

2.1 Overall Construction (Maximum Daily Emission)

Unmitigated Construction

	ROG	NOx	CO	SO2	Fugitive PM10	Exhaust PM10	PM10 Total	Fugitive PM2.5	Exhaust PM2.5	PM2.5 Total	Bio- CO2	NBio- CO2	Total CO2	CH4	N2O	CO2e
Year	lb/day										lb/day					
2019	1.9027	13.6918	14.4590	0.0225	6.0897	0.8115	6.7591	3.3287	0.7816	3.9446	0.0000	2,086.2405	2,086.2405	0.4132	0.0000	2,094.9178
2020	1.7157	12.3714	14.3056	0.0225	0.0790	0.7088	0.7878	0.0212	0.6826	0.7038	0.0000	2,062.3401	2,062.3401	0.4007	0.0000	2,070.7536
Total	**3.6184**	**26.0632**	**28.7646**	**0.0450**	**6.1687**	**1.5204**	**7.5470**	**3.3499**	**1.4642**	**4.6484**	**0.0000**	**4,148.5806**	**4,148.5806**	**0.8139**	**0.0000**	**4,165.6715**

Mitigated Construction

	ROG	NOx	CO	SO2	Fugitive PM10	Exhaust PM10	PM10 Total	Fugitive PM2.5	Exhaust PM2.5	PM2.5 Total	Bio- CO2	NBio- CO2	Total CO2	CH4	N2O	CO2e
Year	lb/day										lb/day					
2019	1.9027	13.6918	14.4590	0.0225	6.0897	0.8115	6.7591	3.3287	0.7816	3.9446	0.0000	2,086.2405	2,086.2405	0.4132	0.0000	2,094.9178
2020	1.7157	12.3714	14.3056	0.0225	0.0790	0.7088	0.7878	0.0212	0.6826	0.7038	0.0000	2,062.3401	2,062.3401	0.4007	0.0000	2,070.7536
Total	**3.6184**	**26.0632**	**28.7646**	**0.0450**	**6.1687**	**1.5204**	**7.5470**	**3.3499**	**1.4642**	**4.6484**	**0.0000**	**4,148.5806**	**4,148.5806**	**0.8139**	**0.0000**	**4,165.6715**

	ROG	**NOx**	**CO**	**SO2**	**Fugitive PM10**	**Exhaust PM10**	**PM10 Total**	**Fugitive PM2.5**	**Exhaust PM2.5**	**PM2.5 Total**	**Bio- CO2**	**NBio-CO2**	**Total CO2**	**CH4**	**N20**	**CO2e**
Percent Reduction	**0.00**	**0.00**	**0.00**	**0.00**	**0.00**	**0.00**	**0.00**	**0.00**	**0.00**	**0.00**	**0.00**	**0.00**	**0.00**	**0.00**	**0.00**	**0.00**

2.2 Overall Operational

Unmitigated Operational

	ROG	NOx	CO	SO2	Fugitive PM10	Exhaust PM10	PM10 Total	Fugitive PM2.5	Exhaust PM2.5	PM2.5 Total	Bio- CO2	NBio- CO2	Total CO2	CH4	N2O	CO2e
Category	lb/day										lb/day					
Area	1.0000e-005	0.0000	1.0000e-004	0.0000		0.0000	0.0000		0.0000	0.0000		2.2000e-004	2.2000e-004	0.0000		2.3000e-004
Energy	0.0000	0.0000	0.0000	0.0000		0.0000	0.0000		0.0000	0.0000		0.0000	0.0000	0.0000	0.0000	0.0000
Mobile	0.0000	0.0000	0.0000	0.0000	0.0000	0.0000	0.0000	0.0000	0.0000	0.0000		0.0000	0.0000	0.0000		0.0000
Total	**1.0000e-005**	**0.0000**	**1.0000e-004**	**0.0000**	**0.0000**	**0.0000**	**0.0000**	**0.0000**	**0.0000**	**0.0000**		**2.2000e-004**	**2.2000e-004**	**0.0000**	**0.0000**	**2.3000e-004**

Mitigated Operational

	ROG	NOx	CO	SO2	Fugitive PM10	Exhaust PM10	PM10 Total	Fugitive PM2.5	Exhaust PM2.5	PM2.5 Total	Bio- CO2	NBio- CO2	Total CO2	CH4	N2O	CO2e
Category	lb/day										lb/day					
Area	1.0000e-005	0.0000	1.0000e-004	0.0000		0.0000	0.0000		0.0000	0.0000		2.2000e-004	2.2000e-004	0.0000		2.3000e-004
Energy	0.0000	0.0000	0.0000	0.0000		0.0000	0.0000		0.0000	0.0000		0.0000	0.0000	0.0000	0.0000	0.0000
Mobile	0.0000	0.0000	0.0000	0.0000	0.0000	0.0000	0.0000	0.0000	0.0000	0.0000		0.0000	0.0000	0.0000		0.0000
Total	**1.0000e-005**	**0.0000**	**1.0000e-004**	**0.0000**	**0.0000**	**0.0000**	**0.0000**	**0.0000**	**0.0000**	**0.0000**		**2.2000e-004**	**2.2000e-004**	**0.0000**	**0.0000**	**2.3000e-004**

	ROG	**NOx**	**CO**	**SO2**	**Fugitive PM10**	**Exhaust PM10**	**PM10 Total**	**Fugitive PM2.5**	**Exhaust PM2.5**	**PM2.5 Total**	**Bio- CO2**	**NBio-CO2**	**Total CO2**	**CH4**	**N20**	**CO2e**
Percent Reduction	**0.00**	**0.00**	**0.00**	**0.00**	**0.00**	**0.00**	**0.00**	**0.00**	**0.00**	**0.00**	**0.00**	**0.00**	**0.00**	**0.00**	**0.00**	**0.00**

3.0 Construction Detail

Construction Phase

Phase Number	Phase Name	Phase Type	Start Date	End Date	Num Days Week	Num Days	Phase Description
1	Site Preparation	Site Preparation	5/15/2019	5/28/2019	5	10	
2	Grading	Grading	5/29/2019	6/11/2019	5	10	
3	Building Construction	Building Construction	6/12/2019	5/1/2020	5	233	
4	Paving	Paving	5/2/2020	5/15/2020	5	10	

Acres of Grading (Site Preparation Phase): 0

Acres of Grading (Grading Phase): 0

Acres of Paving: 0

Residential Indoor: 0; Residential Outdoor: 0; Non-Residential Indoor: 0; Non-Residential Outdoor: 0 (Architectural Coating – sqft)

OffRoad Equipment

Phase Name	Offroad Equipment Type	Amount	Usage Hours	Horse Power	Load Factor
Site Preparation	Graders	0	8.00	174	0.41
Site Preparation	Rubber Tired Dozers	1	8.00	255	0.40
Site Preparation	Tractors/Loaders/Backhoes	1	8.00	97	0.37
Grading	Concrete/Industrial Saws	0	8.00	81	0.73
Grading	Rubber Tired Dozers	1	1.00	255	0.40
Grading	Tractors/Loaders/Backhoes	1	6.00	97	0.37
Building Construction	Cranes	0	4.00	226	0.29
Building Construction	Excavators	1	8.00	162	0.38
Building Construction	Forklifts	1	6.00	89	0.20
Building Construction	Pumps	1	8.00	84	0.74
Building Construction	Tractors/Loaders/Backhoes	1	8.00	97	0.37
Building Construction	Welders	2	8.00	46	0.45
Paving	Cement and Mortar Mixers	0	6.00	9	0.56
Paving	Pavers	1	7.00	125	0.42
Paving	Paving Equipment	1	8.00	130	0.36
Paving	Rollers	1	7.00	80	0.38
Paving	Tractors/Loaders/Backhoes	0	7.00	97	0.37

Trips and VMT

Phase Name	Offroad Equipment Count	Worker Trip Number	Vendor Trip Number	Hauling Trip Number	Worker Trip Length	Vendor Trip Length	Hauling Trip Length	Worker Vehicle Class	Vendor Vehicle Class	Hauling Vehicle Class
Site Preparation	2	5.00	4.00	0.00	10.80	7.30	20.00	LD_Mix	HDT_Mix	HHDT
Grading	2	5.00	0.00	100.00	10.80	7.30	20.00	LD_Mix	HDT_Mix	HHDT
Building Construction	6	8.00	2.00	0.00	10.80	7.30	20.00	LD_Mix	HDT_Mix	HHDT
Paving	3	8.00	0.00	0.00	10.80	7.30	20.00	LD_Mix	HDT_Mix	HHDT

3.1 Mitigation Measures Construction

3.2 Site Preparation - 2019

Unmitigated Construction On-Site

	ROG	NOx	CO	SO2	Fugitive PM10	Exhaust PM10	PM10 Total	Fugitive PM2.5	Exhaust PM2.5	PM2.5 Total	Bio- CO2	NBio- CO2	Total CO2	CH4	N2O	CO2e
Category	lb/day										lb/day					
Fugitive Dust					6.0221	0.0000	6.0221	3.3102	0.0000	3.3102			0.0000			0.0000
Off-Road	1.2620	13.3891	10.8354	0.0120		0.6648	0.6648		0.6116	0.6116		1,189.7272	1,189.7272	0.3764		1,197.6319
Total	**1.2620**	**13.3891**	**10.8354**	**0.0120**	**6.0221**	**0.6648**	**6.6869**	**3.3102**	**0.6116**	**3.9219**		**1,189.7272**	**1,189.7272**	**0.3764**		**1,197.6319**

Unmitigated Construction Off-Site

	ROG	NOx	CO	SO2	Fugitive PM10	Exhaust PM10	PM10 Total	Fugitive PM2.5	Exhaust PM2.5	PM2.5 Total	Bio- CO2	NBio- CO2	Total CO2	CH4	N2O	CO2e
Category	lb/day										lb/day					
Hauling	0.0000	0.0000	0.0000	0.0000	0.0000	0.0000	0.0000	0.0000	0.0000	0.0000		0.0000	0.0000	0.0000		0.0000
Vendor	0.0386	0.2851	0.5192	9.4000e-004	0.0265	4.3400e-003	0.0309	7.5700e-003	3.9900e-003	0.0116		89.9236	89.9236	6.9000e-004		89.9380
Worker	0.0142	0.0176	0.1623	4.9000e-004	0.0411	2.9000e-004	0.0414	0.0109	2.7000e-004	0.0112		36.3694	36.3694	1.7600e-003		36.4064
Total	**0.0527**	**0.3027**	**0.6815**	**1.4300e-003**	**0.0676**	**4.6300e-003**	**0.0722**	**0.0185**	**4.2600e-003**	**0.0227**		**126.2930**	**126.2930**	**2.4500e-003**		**126.3444**

Mitigated Construction On-Site

	ROG	NOx	CO	SO2	Fugitive PM10	Exhaust PM10	PM10 Total	Fugitive PM2.5	Exhaust PM2.5	PM2.5 Total	Bio- CO2	NBio- CO2	Total CO2	CH4	N2O	CO2e

Category	lb/day										lb/day					
Fugitive Dust					6.0221	0.0000	6.0221	3.3102	0.0000	3.3102			0.0000			0.0000
Off-Road	1.2620	13.3891	10.8354	0.0120		0.6648	0.6648		0.6116	0.6116	0.0000	1,189.7272	1,189.7272	0.3764		1,197.6319
Total	**1.2620**	**13.3891**	**10.8354**	**0.0120**	**6.0221**	**0.6648**	**6.6869**	**3.3102**	**0.6116**	**3.9219**	**0.0000**	**1,189.7272**	**1,189.7272**	**0.3764**		**1,197.6319**

Mitigated Construction Off-Site

	ROG	NOx	CO	SO2	Fugitive PM10	Exhaust PM10	PM10 Total	Fugitive PM2.5	Exhaust PM2.5	PM2.5 Total	Bio- CO2	NBio- CO2	Total CO2	CH4	N2O	CO2e
Category	lb/day										lb/day					
Hauling	0.0000	0.0000	0.0000	0.0000	0.0000	0.0000	0.0000	0.0000	0.0000	0.0000		0.0000	0.0000	0.0000		0.0000
Vendor	0.0386	0.2851	0.5192	9.4000e-004	0.0265	4.3400e-003	0.0309	7.5700e-003	3.9900e-003	0.0116		89.9236	89.9236	6.9000e-004		89.9380
Worker	0.0142	0.0176	0.1623	4.9000e-004	0.0411	2.9000e-004	0.0414	0.0109	2.7000e-004	0.0112		36.3694	36.3694	1.7600e-003		36.4064
Total	**0.0527**	**0.3027**	**0.6815**	**1.4300e-003**	**0.0676**	**4.6300e-003**	**0.0722**	**0.0185**	**4.2600e-003**	**0.0227**		**126.2930**	**126.2930**	**2.4500e-003**		**126.3444**

3.3 Grading - 2019

Unmitigated Construction On-Site

	ROG	NOx	CO	SO2	Fugitive PM10	Exhaust PM10	PM10 Total	Fugitive PM2.5	Exhaust PM2.5	PM2.5 Total	Bio- CO2	NBio- CO2	Total CO2	CH4	N2O	CO2e
Category	lb/day										lb/day					
Fugitive Dust					0.7528	0.0000	0.7528	0.4138	0.0000	0.4138			0.0000			0.0000
Off-Road	0.3033	3.1345	2.7936	3.4400e-003		0.1806	0.1806		0.1662	0.1662		340.9296	340.9296	0.1079		343.1948

Total	**0.3033**	**3.1345**	**2.7936**	**3.4400e-003**	**0.7528**	**0.1806**	**0.9334**	**0.4138**	**0.1662**	**0.5800**		**340.9296**	**340.9296**	**0.1079**		**343.1948**

Unmitigated Construction Off-Site

	ROG	NOx	CO	SO2	Fugitive PM10	Exhaust PM10	PM10 Total	Fugitive PM2.5	Exhaust PM2.5	PM2.5 Total	Bio- CO2	NBio- CO2	Total CO2	CH4	N2O	CO2e
Category	lb/day										lb/day					
Hauling	0.1884	2.1276	2.3432	7.4400e-003	0.1743	0.0328	0.2071	0.0477	0.0302	0.0779		713.9945	713.9945	5.1800e-003		714.1031
Vendor	0.0000	0.0000	0.0000	0.0000	0.0000	0.0000	0.0000	0.0000	0.0000	0.0000		0.0000	0.0000	0.0000		0.0000
Worker	0.0142	0.0176	0.1623	4.9000e-004	0.0411	2.9000e-004	0.0414	0.0109	2.7000e-004	0.0112		36.3694	36.3694	1.7600e-003		36.4064
Total	**0.2026**	**2.1452**	**2.5054**	**7.9300e-003**	**0.2153**	**0.0331**	**0.2484**	**0.0586**	**0.0305**	**0.0891**		**750.3639**	**750.3639**	**6.9400e-003**		**750.5095**

Mitigated Construction On-Site

	ROG	NOx	CO	SO2	Fugitive PM10	Exhaust PM10	PM10 Total	Fugitive PM2.5	Exhaust PM2.5	PM2.5 Total	Bio- CO2	NBio- CO2	Total CO2	CH4	N2O	CO2e
Category	lb/day										lb/day					
Fugitive Dust					0.7528	0.0000	0.7528	0.4138	0.0000	0.4138			0.0000			0.0000
Off-Road	0.3033	3.1345	2.7936	3.4400e-003		0.1806	0.1806		0.1662	0.1662	0.0000	340.9296	340.9296	0.1079		343.1948
Total	**0.3033**	**3.1345**	**2.7936**	**3.4400e-003**	**0.7528**	**0.1806**	**0.9334**	**0.4138**	**0.1662**	**0.5800**	**0.0000**	**340.9296**	**340.9296**	**0.1079**		**343.1948**

Mitigated Construction Off-Site

	ROG	NOx	CO	SO2	Fugitive PM10	Exhaust PM10	PM10 Total	Fugitive PM2.5	Exhaust PM2.5	PM2.5 Total	Bio- CO2	NBio- CO2	Total CO2	CH4	N2O	CO2e
Category	lb/day										lb/day					
Hauling	0.1884	2.1276	2.3432	7.4400e-003	0.1743	0.0328	0.2071	0.0477	0.0302	0.0779		713.9945	713.9945	5.1800e-003		714.1031
Vendor	0.0000	0.0000	0.0000	0.0000	0.0000	0.0000	0.0000	0.0000	0.0000	0.0000		0.0000	0.0000	0.0000		0.0000
Worker	0.0142	0.0176	0.1623	4.9000e-004	0.0411	2.9000e-004	0.0414	0.0109	2.7000e-004	0.0112		36.3694	36.3694	1.7600e-003		36.4064
Total	**0.2026**	**2.1452**	**2.5054**	**7.9300e-003**	**0.2153**	**0.0331**	**0.2484**	**0.0586**	**0.0305**	**0.0891**		**750.3639**	**750.3639**	**6.9400e-003**		**750.5095**

3.4 Building Construction - 2019

Unmitigated Construction On-Site

	ROG	NOx	CO	SO2	Fugitive PM10	Exhaust PM10	PM10 Total	Fugitive PM2.5	Exhaust PM2.5	PM2.5 Total	Bio- CO2	NBio- CO2	Total CO2	CH4	N2O	CO2e
Category	lb/day										lb/day					
Off-Road	1.8608	13.2407	13.9397	0.0212		0.8089	0.8089		0.7791	0.7791		1,983.0877	1,983.0877	0.4101		1,991.6986
Total	**1.8608**	**13.2407**	**13.9397**	**0.0212**		**0.8089**	**0.8089**		**0.7791**	**0.7791**		**1,983.0877**	**1,983.0877**	**0.4101**		**1,991.6986**

Unmitigated Construction Off-Site

	ROG	NOx	CO	SO2	Fugitive PM10	Exhaust PM10	PM10 Total	Fugitive PM2.5	Exhaust PM2.5	PM2.5 Total	Bio- CO2	NBio- CO2	Total CO2	CH4	N2O	CO2e
Category	lb/day										lb/day					

Hauling	0.0000	0.0000	0.0000	0.0000	0.0000	0.0000	0.0000	0.0000	0.0000	0.0000		0.0000	0.0000	0.0000		0.0000
Vendor	0.0193	0.1426	0.2596	4.7000e-004	0.0133	2.1700e-003	0.0154	3.7900e-003	2.0000e-003	5.7800e-003		44.9618	44.9618	3.4000e-004		44.9690
Worker	0.0227	0.0282	0.2597	7.8000e-004	0.0657	4.7000e-004	0.0662	0.0174	4.3000e-004	0.0179		58.1910	58.1910	2.8200e-003		58.2502
Total	**0.0419**	**0.1708**	**0.5193**	**1.2500e-003**	**0.0790**	**2.6400e-003**	**0.0816**	**0.0212**	**2.4300e-003**	**0.0236**		**103.1528**	**103.1528**	**3.1600e-003**		**103.2192**

Mitigated Construction On-Site

	ROG	NOx	CO	SO2	Fugitive PM10	Exhaust PM10	PM10 Total	Fugitive PM2.5	Exhaust PM2.5	PM2.5 Total	Bio- CO2	NBio- CO2	Total CO2	CH4	N2O	CO2e
Category	lb/day										lb/day					
Off-Road	1.8608	13.2407	13.9397	0.0212		0.8089	0.8089		0.7791	0.7791	0.0000	1,983.0877	1,983.0877	0.4101		1,991.6986
Total	**1.8608**	**13.2407**	**13.9397**	**0.0212**		**0.8089**	**0.8089**		**0.7791**	**0.7791**	**0.0000**	**1,983.0877**	**1,983.0877**	**0.4101**		**1,991.6986**

Mitigated Construction Off-Site

	ROG	NOx	CO	SO2	Fugitive PM10	Exhaust PM10	PM10 Total	Fugitive PM2.5	Exhaust PM2.5	PM2.5 Total	Bio- CO2	NBio- CO2	Total CO2	CH4	N2O	CO2e
Category	lb/day										lb/day					
Hauling	0.0000	0.0000	0.0000	0.0000	0.0000	0.0000	0.0000	0.0000	0.0000	0.0000		0.0000	0.0000	0.0000		0.0000
Vendor	0.0193	0.1426	0.2596	4.7000e-004	0.0133	2.1700e-003	0.0154	3.7900e-003	2.0000e-003	5.7800e-003		44.9618	44.9618	3.4000e-004		44.9690
Worker	0.0227	0.0282	0.2597	7.8000e-004	0.0657	4.7000e-004	0.0662	0.0174	4.3000e-004	0.0179		58.1910	58.1910	2.8200e-003		58.2502
Total	**0.0419**	**0.1708**	**0.5193**	**1.2500e-003**	**0.0790**	**2.6400e-003**	**0.0816**	**0.0212**	**2.4300e-003**	**0.0236**		**103.1528**	**103.1528**	**3.1600e-003**		**103.2192**

3.4 Building Construction - 2020

Unmitigated Construction On-Site

	ROG	NOx	CO	SO2	Fugitive PM10	Exhaust PM10	PM10 Total	Fugitive PM2.5	Exhaust PM2.5	PM2.5 Total	Bio- CO2	NBio- CO2	Total CO2	CH4	N2O	CO2e
Category	lb/day										lb/day					
Off-Road	1.6760	12.2237	13.8120	0.0212		0.7064	0.7064		0.6804	0.6804		1,962.5613	1,962.5613	0.3976		1,970.9116
Total	**1.6760**	**12.2237**	**13.8120**	**0.0212**		**0.7064**	**0.7064**		**0.6804**	**0.6804**		**1,962.5613**	**1,962.5613**	**0.3976**		**1,970.9116**

Unmitigated Construction Off-Site

	ROG	NOx	CO	SO2	Fugitive PM10	Exhaust PM10	PM10 Total	Fugitive PM2.5	Exhaust PM2.5	PM2.5 Total	Bio- CO2	NBio- CO2	Total CO2	CH4	N2O	CO2e
Category	lb/day										lb/day					
Hauling	0.0000	0.0000	0.0000	0.0000	0.0000	0.0000	0.0000	0.0000	0.0000	0.0000		0.0000	0.0000	0.0000		0.0000
Vendor	0.0182	0.1214	0.2511	4.7000e-004	0.0133	1.9400e-003	0.0152	3.7900e-003	1.7900e-003	5.5700e-003		43.9330	43.9330	3.3000e-004		43.9400
Worker	0.0214	0.0264	0.2425	7.8000e-004	0.0657	4.7000e-004	0.0662	0.0174	4.3000e-004	0.0179		55.8458	55.8458	2.6800e-003		55.9020
Total	**0.0396**	**0.1477**	**0.4936**	**1.2500e-003**	**0.0790**	**2.4100e-003**	**0.0814**	**0.0212**	**2.2200e-003**	**0.0234**		**99.7788**	**99.7788**	**3.0100e-003**		**99.8420**

Mitigated Construction On-Site

	ROG	NOx	CO	SO2	Fugitive PM10	Exhaust PM10	PM10 Total	Fugitive PM2.5	Exhaust PM2.5	PM2.5 Total	Bio- CO2	NBio- CO2	Total CO2	CH4	N2O	CO2e
Category	lb/day										lb/day					
Off-Road	1.6760	12.2237	13.8120	0.0212		0.7064	0.7064		0.6804	0.6804	0.0000	1,962.5613	1,962.5613	0.3976		1,970.9116
Total	**1.6760**	**12.2237**	**13.8120**	**0.0212**		**0.7064**	**0.7064**		**0.6804**	**0.6804**	**0.0000**	**1,962.5613**	**1,962.5613**	**0.3976**		**1,970.9116**

Mitigated Construction Off-Site

	ROG	NOx	CO	SO2	Fugitive PM10	Exhaust PM10	PM10 Total	Fugitive PM2.5	Exhaust PM2.5	PM2.5 Total	Bio- CO2	NBio- CO2	Total CO2	CH4	N2O	CO2e
Category	lb/day										lb/day					
Hauling	0.0000	0.0000	0.0000	0.0000	0.0000	0.0000	0.0000	0.0000	0.0000	0.0000		0.0000	0.0000	0.0000		0.0000
Vendor	0.0182	0.1214	0.2511	4.7000e-004	0.0133	1.9400e-003	0.0152	3.7900e-003	1.7900e-003	5.5700e-003		43.9330	43.9330	3.3000e-004		43.9400
Worker	0.0214	0.0264	0.2425	7.8000e-004	0.0657	4.7000e-004	0.0662	0.0174	4.3000e-004	0.0179		55.8458	55.8458	2.6800e-003		55.9020
Total	**0.0396**	**0.1477**	**0.4936**	**1.2500e-003**	**0.0790**	**2.4100e-003**	**0.0814**	**0.0212**	**2.2200e-003**	**0.0234**		**99.7788**	**99.7788**	**3.0100e-003**		**99.8420**

3.5 Paving - 2020

Unmitigated Construction On-Site

	ROG	NOx	CO	SO2	Fugitive PM10	Exhaust PM10	PM10 Total	Fugitive PM2.5	Exhaust PM2.5	PM2.5 Total	Bio- CO2	NBio- CO2	Total CO2	CH4	N2O	CO2e
Category	lb/day										lb/day					
Off-Road	0.6074	6.2943	6.5911	0.0103		0.3365	0.3365		0.3096	0.3096		993.9001	993.9001	0.3215		1,000.6504

Paving	0.0000					0.0000	0.0000		0.0000	0.0000			0.0000			0.0000
Total	**0.6074**	**6.2943**	**6.5911**	**0.0103**		**0.3365**	**0.3365**		**0.3096**	**0.3096**		**993.9001**	**993.9001**	**0.3215**		**1,000.6504**

Unmitigated Construction Off-Site

	ROG	NOx	CO	SO2	Fugitive PM10	Exhaust PM10	PM10 Total	Fugitive PM2.5	Exhaust PM2.5	PM2.5 Total	Bio- CO2	NBio- CO2	Total CO2	CH4	N2O	CO2e
Category	lb/day										lb/day					
Hauling	0.0000	0.0000	0.0000	0.0000	0.0000	0.0000	0.0000	0.0000	0.0000	0.0000		0.0000	0.0000	0.0000		0.0000
Vendor	0.0000	0.0000	0.0000	0.0000	0.0000	0.0000	0.0000	0.0000	0.0000	0.0000		0.0000	0.0000	0.0000		0.0000
Worker	0.0214	0.0264	0.2425	7.8000e-004	0.0657	4.7000e-004	0.0662	0.0174	4.3000e-004	0.0179		55.8458	55.8458	2.6800e-003		55.9020
Total	**0.0214**	**0.0264**	**0.2425**	**7.8000e-004**	**0.0657**	**4.7000e-004**	**0.0662**	**0.0174**	**4.3000e-004**	**0.0179**		**55.8458**	**55.8458**	**2.6800e-003**		**55.9020**

Mitigated Construction On-Site

	ROG	NOx	CO	SO2	Fugitive PM10	Exhaust PM10	PM10 Total	Fugitive PM2.5	Exhaust PM2.5	PM2.5 Total	Bio- CO2	NBio- CO2	Total CO2	CH4	N2O	CO2e
Category	lb/day										lb/day					
Off-Road	0.6074	6.2943	6.5911	0.0103		0.3365	0.3365		0.3096	0.3096	0.0000	993.9000	993.9000	0.3215		1,000.6504
Paving	0.0000					0.0000	0.0000		0.0000	0.0000			0.0000			0.0000
Total	**0.6074**	**6.2943**	**6.5911**	**0.0103**		**0.3365**	**0.3365**		**0.3096**	**0.3096**	**0.0000**	**993.9000**	**993.9000**	**0.3215**		**1,000.6504**

Mitigated Construction Off-Site

	ROG	NOx	CO	SO2	Fugitive PM10	Exhaust PM10	PM10 Total	Fugitive PM2.5	Exhaust PM2.5	PM2.5 Total	Bio- CO2	NBio- CO2	Total CO2	CH4	N2O	CO2e
Category	lb/day										lb/day					
Hauling	0.0000	0.0000	0.0000	0.0000	0.0000	0.0000	0.0000	0.0000	0.0000	0.0000		0.0000	0.0000	0.0000		0.0000
Vendor	0.0000	0.0000	0.0000	0.0000	0.0000	0.0000	0.0000	0.0000	0.0000	0.0000		0.0000	0.0000	0.0000		0.0000
Worker	0.0214	0.0264	0.2425	7.8000e-004	0.0657	4.7000e-004	0.0662	0.0174	4.3000e-004	0.0179		55.8458	55.8458	2.6800e-003		55.9020
Total	**0.0214**	**0.0264**	**0.2425**	**7.8000e-004**	**0.0657**	**4.7000e-004**	**0.0662**	**0.0174**	**4.3000e-004**	**0.0179**		**55.8458**	**55.8458**	**2.6800e-003**		**55.9020**

4.0 Operational Detail - Mobile

4.1 Mitigation Measures Mobile

	ROG	NOx	CO	SO2	Fugitive PM10	Exhaust PM10	PM10 Total	Fugitive PM2.5	Exhaust PM2.5	PM2.5 Total	Bio- CO2	NBio- CO2	Total CO2	CH4	N2O	CO2e
Category	lb/day										lb/day					
Mitigated	0.0000	0.0000	0.0000	0.0000	0.0000	0.0000	0.0000	0.0000	0.0000	0.0000		0.0000	0.0000	0.0000		0.0000
Unmitigated	0.0000	0.0000	0.0000	0.0000	0.0000	0.0000	0.0000	0.0000	0.0000	0.0000		0.0000	0.0000	0.0000		0.0000

4.2 Trip Summary Information

	Average Daily Trip Rate			Unmitigated	Mitigated
Land Use	Weekday	Saturday	Sunday	Annual VMT	Annual VMT
User Defined Industrial	0.00	0.00	0.00		
Total	0.00	0.00	0.00		

4.3 Trip Type Information

	Miles			Trip %			Trip Purpose %		
Land Use	H-W or C-W	H-S or C-C	H-O or C-NW	H-W or C-W	H-S or C-C	H-O or C-NW	Primary	Diverted	Pass-by
User Defined Industrial	9.50	7.30	7.30	0.00	0.00	0.00	0	0	0

LDA	LDT1	LDT2	MDV	LHD1	LHD2	MHD	HHD	OBUS	UBUS	MCY	SBUS	MH
0.513300	0.073549	0.191092	0.130830	0.036094	0.005140	0.012550	0.022916	0.001871	0.002062	0.006564	0.000586	0.003446

5.0 Energy Detail

4.4 Fleet Mix

Historical Energy Use: N

5.1 Mitigation Measures Energy

	ROG	NOx	CO	SO2	Fugitive PM10	Exhaust PM10	PM10 Total	Fugitive PM2.5	Exhaust PM2.5	PM2.5 Total	Bio- CO2	NBio- CO2	Total CO2	CH4	N2O	CO2e
Category	lb/day										lb/day					
NaturalGas Mitigated	0.0000	0.0000	0.0000	0.0000		0.0000	0.0000		0.0000	0.0000		0.0000	0.0000	0.0000	0.0000	0.0000
NaturalGas Unmitigated	0.0000	0.0000	0.0000	0.0000		0.0000	0.0000		0.0000	0.0000		0.0000	0.0000	0.0000	0.0000	0.0000

5.2 Energy by Land Use - NaturalGas

Unmitigated

	NaturalGas Use	ROG	NOx	CO	SO2	Fugitive PM10	Exhaust PM10	PM10 Total	Fugitive PM2.5	Exhaust PM2.5	PM2.5 Total	Bio- CO2	NBio- CO2	Total CO2	CH4	N2O	CO2e

Land Use	kBTU/yr	lb/day										lb/day					
User Defined Industrial	0	0.0000	0.0000	0.0000	0.0000		0.0000	0.0000		0.0000	0.0000		0.0000	0.0000	0.0000	0.0000	0.0000
Total		**0.0000**	**0.0000**	**0.0000**	**0.0000**		**0.0000**	**0.0000**		**0.0000**	**0.0000**		**0.0000**	**0.0000**	**0.0000**	**0.0000**	**0.0000**

Mitigated

	NaturalGas Use	ROG	NOx	CO	SO2	Fugitive PM10	Exhaust PM10	PM10 Total	Fugitive PM2.5	Exhaust PM2.5	PM2.5 Total	Bio- CO2	NBio- CO2	Total CO2	CH4	N2O	CO2e
Land Use	kBTU/yr	lb/day										lb/day					
User Defined Industrial	0	0.0000	0.0000	0.0000	0.0000		0.0000	0.0000		0.0000	0.0000		0.0000	0.0000	0.0000	0.0000	0.0000
Total		**0.0000**	**0.0000**	**0.0000**	**0.0000**		**0.0000**	**0.0000**		**0.0000**	**0.0000**		**0.0000**	**0.0000**	**0.0000**	**0.0000**	**0.0000**

6.0 Area Detail

6.1 Mitigation Measures Area

	ROG	NOx	CO	SO2	Fugitive PM10	Exhaust PM10	PM10 Total	Fugitive PM2.5	Exhaust PM2.5	PM2.5 Total	Bio- CO2	NBio- CO2	Total CO2	CH4	N2O	CO2e
Category	lb/day										lb/day					
Mitigated	1.0000e-005	0.0000	1.0000e-004	0.0000		0.0000	0.0000		0.0000	0.0000		2.2000e-004	2.2000e-004	0.0000		2.3000e-004
Unmitigated	1.0000e-005	0.0000	1.0000e-004	0.0000		0.0000	0.0000		0.0000	0.0000		2.2000e-004	2.2000e-004	0.0000		2.3000e-004

6.2 Area by SubCategory

Unmitigated

	ROG	NOx	CO	SO2	Fugitive PM10	Exhaust PM10	PM10 Total	Fugitive PM2.5	Exhaust PM2.5	PM2.5 Total	Bio- CO2	NBio- CO2	Total CO2	CH4	N2O	CO2e
SubCategory	lb/day										lb/day					
Architectural Coating	0.0000					0.0000	0.0000		0.0000	0.0000			0.0000			0.0000
Consumer Products	0.0000					0.0000	0.0000		0.0000	0.0000			0.0000			0.0000
Landscaping	1.0000e-005	0.0000	1.0000e-004	0.0000		0.0000	0.0000		0.0000	0.0000		2.2000e-004	2.2000e-004	0.0000		2.3000e-004
Total	**1.0000e-005**	**0.0000**	**1.0000e-004**	**0.0000**		**0.0000**	**0.0000**		**0.0000**	**0.0000**		**2.2000e-004**	**2.2000e-004**	**0.0000**		**2.3000e-004**

Mitigated

	ROG	NOx	CO	SO2	Fugitive PM10	Exhaust PM10	PM10 Total	Fugitive PM2.5	Exhaust PM2.5	PM2.5 Total	Bio- CO2	NBio- CO2	Total CO2	CH4	N2O	CO2e
SubCategory	lb/day										lb/day					
Architectural Coating	0.0000					0.0000	0.0000		0.0000	0.0000			0.0000			0.0000
Consumer Products	0.0000					0.0000	0.0000		0.0000	0.0000			0.0000			0.0000
Landscaping	1.0000e-005	0.0000	1.0000e-004	0.0000		0.0000	0.0000		0.0000	0.0000		2.2000e-004	2.2000e-004	0.0000		2.3000e-004
Total	**1.0000e-005**	**0.0000**	**1.0000e-004**	**0.0000**		**0.0000**	**0.0000**		**0.0000**	**0.0000**		**2.2000e-004**	**2.2000e-004**	**0.0000**		**2.3000e-004**

7.0 Water Detail

7.1 Mitigation Measures Water

8.0 Waste Detail

8.1 Mitigation Measures Waste

9.0 Operational Offroad

Equipment Type	Number	Hours/Day	Days/Year	Horse Power	Load Factor	Fuel Type

10.0 Vegetation

San Vicente Pump Station Const

San Diego Air Basin, Winter

1.0 Project Characteristics

1.1 Land Usage

Land Uses	Size	Metric	Lot Acreage	Floor Surface Area	Population
User Defined Industrial	1.00	User Defined Unit	0.00	0.00	0

1.2 Other Project Characteristics

Urbanization	Urban	**Wind Speed (m/s)**	2.6	**Precipitation Freq (Days)**	40
Climate Zone	13			**Operational Year**	2020
Utility Company	San Diego Gas & Electric				
CO2 Intensity (lb/MWhr)	720.49	**CH4 Intensity (lb/MWhr)**	0.029	**N2O Intensity (lb/MWhr)**	0.006

1.3 User Entered Comments & Non-Default Data

Project Characteristics -

Land Use -

Construction Phase - Modified

Off-road Equipment - Modified

Off-road Equipment - Modified

Off-road Equipment - Modified

Off-road Equipment - Modified

Trips and VMT - Modified

Table Name	Column Name	Default Value	New Value
tblConstructionPhase	NumDays	0.00	233.00
tblConstructionPhase	NumDays	0.00	10.00

tblConstructionPhase	NumDays	0.00	10.00
tblConstructionPhase	NumDays	0.00	10.00
tblOffRoadEquipment	OffRoadEquipmentUnitAmount	4.00	0.00
tblOffRoadEquipment	OffRoadEquipmentUnitAmount	1.00	0.00
tblOffRoadEquipment	OffRoadEquipmentUnitAmount	1.00	0.00
tblOffRoadEquipment	OffRoadEquipmentUnitAmount	2.00	1.00
tblOffRoadEquipment	OffRoadEquipmentUnitAmount	1.00	0.00
tblOffRoadEquipment	OffRoadEquipmentUnitAmount	2.00	1.00
tblOffRoadEquipment	OffRoadEquipmentUnitAmount	2.00	1.00
tblOffRoadEquipment	OffRoadEquipmentUnitAmount	1.00	0.00
tblProjectCharacteristics	OperationalYear	2014	2020
tblTripsAndVMT	HaulingTripNumber	0.00	100.00
tblTripsAndVMT	VendorTripNumber	0.00	4.00
tblTripsAndVMT	VendorTripNumber	0.00	2.00
tblTripsAndVMT	WorkerTripNumber	0.00	8.00

2.0 Emissions Summary

2.1 Overall Construction (Maximum Daily Emission)

Unmitigated Construction

	ROG	NOx	CO	SO2	Fugitive PM10	Exhaust PM10	PM10 Total	Fugitive PM2.5	Exhaust PM2.5	PM2.5 Total	Bio- CO2	NBio- CO2	Total CO2	CH4	N2O	CO2e
Year	lb/day										lb/day					
2019	1.9027	13.6918	14.4590	0.0225	6.0897	0.8115	6.7591	3.3287	0.7816	3.9446	0.0000	2,086.2405	2,086.2405	0.4132	0.0000	2,094.9178
2020	1.7157	12.3714	14.3056	0.0225	0.0790	0.7088	0.7878	0.0212	0.6826	0.7038	0.0000	2,062.3401	2,062.3401	0.4007	0.0000	2,070.7536
Total	**3.6184**	**26.0632**	**28.7646**	**0.0450**	**6.1687**	**1.5204**	**7.5470**	**3.3499**	**1.4642**	**4.6484**	**0.0000**	**4,148.5806**	**4,148.5806**	**0.8139**	**0.0000**	**4,165.6715**

Mitigated Construction

	ROG	NOx	CO	SO2	Fugitive PM10	Exhaust PM10	PM10 Total	Fugitive PM2.5	Exhaust PM2.5	PM2.5 Total	Bio- CO2	NBio- CO2	Total CO2	CH4	N2O	CO2e
Year	lb/day										lb/day					
2019	1.9027	13.6918	14.4590	0.0225	6.0897	0.8115	6.7591	3.3287	0.7816	3.9446	0.0000	2,086.2405	2,086.2405	0.4132	0.0000	2,094.9178
2020	1.7157	12.3714	14.3056	0.0225	0.0790	0.7088	0.7878	0.0212	0.6826	0.7038	0.0000	2,062.3401	2,062.3401	0.4007	0.0000	2,070.7536
Total	**3.6184**	**26.0632**	**28.7646**	**0.0450**	**6.1687**	**1.5204**	**7.5470**	**3.3499**	**1.4642**	**4.6484**	**0.0000**	**4,148.5806**	**4,148.5806**	**0.8139**	**0.0000**	**4,165.6715**

	ROG	**NOx**	**CO**	**SO2**	**Fugitive PM10**	**Exhaust PM10**	**PM10 Total**	**Fugitive PM2.5**	**Exhaust PM2.5**	**PM2.5 Total**	**Bio- CO2**	**NBio-CO2**	**Total CO2**	**CH4**	**N20**	**CO2e**
Percent Reduction	**0.00**	**0.00**	**0.00**	**0.00**	**0.00**	**0.00**	**0.00**	**0.00**	**0.00**	**0.00**	**0.00**	**0.00**	**0.00**	**0.00**	**0.00**	**0.00**

2.2 Overall Operational

Unmitigated Operational

	ROG	NOx	CO	SO2	Fugitive PM10	Exhaust PM10	PM10 Total	Fugitive PM2.5	Exhaust PM2.5	PM2.5 Total	Bio- CO2	NBio- CO2	Total CO2	CH4	N2O	CO2e
Category	lb/day										lb/day					
Area	1.0000e-005	0.0000	1.0000e-004	0.0000		0.0000	0.0000		0.0000	0.0000		2.2000e-004	2.2000e-004	0.0000		2.3000e-004
Energy	0.0000	0.0000	0.0000	0.0000		0.0000	0.0000		0.0000	0.0000		0.0000	0.0000	0.0000	0.0000	0.0000
Mobile	0.0000	0.0000	0.0000	0.0000	0.0000	0.0000	0.0000	0.0000	0.0000	0.0000		0.0000	0.0000	0.0000		0.0000
Total	**1.0000e-005**	**0.0000**	**1.0000e-004**	**0.0000**	**0.0000**	**0.0000**	**0.0000**	**0.0000**	**0.0000**	**0.0000**		**2.2000e-004**	**2.2000e-004**	**0.0000**	**0.0000**	**2.3000e-004**

Mitigated Operational

	ROG	NOx	CO	SO2	Fugitive PM10	Exhaust PM10	PM10 Total	Fugitive PM2.5	Exhaust PM2.5	PM2.5 Total	Bio- CO2	NBio- CO2	Total CO2	CH4	N2O	CO2e
Category	lb/day										lb/day					
Area	1.0000e-005	0.0000	1.0000e-004	0.0000		0.0000	0.0000		0.0000	0.0000		2.2000e-004	2.2000e-004	0.0000		2.3000e-004
Energy	0.0000	0.0000	0.0000	0.0000		0.0000	0.0000		0.0000	0.0000		0.0000	0.0000	0.0000	0.0000	0.0000
Mobile	0.0000	0.0000	0.0000	0.0000	0.0000	0.0000	0.0000	0.0000	0.0000	0.0000		0.0000	0.0000	0.0000		0.0000
Total	**1.0000e-005**	**0.0000**	**1.0000e-004**	**0.0000**	**0.0000**	**0.0000**	**0.0000**	**0.0000**	**0.0000**	**0.0000**		**2.2000e-004**	**2.2000e-004**	**0.0000**	**0.0000**	**2.3000e-004**

	ROG	**NOx**	**CO**	**SO2**	**Fugitive PM10**	**Exhaust PM10**	**PM10 Total**	**Fugitive PM2.5**	**Exhaust PM2.5**	**PM2.5 Total**	**Bio- CO2**	**NBio-CO2**	**Total CO2**	**CH4**	**N20**	**CO2e**
Percent Reduction	**0.00**	**0.00**	**0.00**	**0.00**	**0.00**	**0.00**	**0.00**	**0.00**	**0.00**	**0.00**	**0.00**	**0.00**	**0.00**	**0.00**	**0.00**	**0.00**

3.0 Construction Detail

Construction Phase

Phase Number	Phase Name	Phase Type	Start Date	End Date	Num Days Week	Num Days	Phase Description
1	Site Preparation	Site Preparation	5/15/2019	5/28/2019	5	10	
2	Grading	Grading	5/29/2019	6/11/2019	5	10	
3	Building Construction	Building Construction	6/12/2019	5/1/2020	5	233	
4	Paving	Paving	5/2/2020	5/15/2020	5	10	

Acres of Grading (Site Preparation Phase): 0

Acres of Grading (Grading Phase): 0

Acres of Paving: 0

Residential Indoor: 0; Residential Outdoor: 0; Non-Residential Indoor: 0; Non-Residential Outdoor: 0 (Architectural Coating – sqft)

OffRoad Equipment

Phase Name	Offroad Equipment Type	Amount	Usage Hours	Horse Power	Load Factor
Site Preparation	Graders	0	8.00	174	0.41
Site Preparation	Rubber Tired Dozers	1	8.00	255	0.40
Site Preparation	Tractors/Loaders/Backhoes	1	8.00	97	0.37
Grading	Concrete/Industrial Saws	0	8.00	81	0.73
Grading	Rubber Tired Dozers	1	1.00	255	0.40
Grading	Tractors/Loaders/Backhoes	1	6.00	97	0.37
Building Construction	Cranes	0	4.00	226	0.29
Building Construction	Excavators	1	8.00	162	0.38
Building Construction	Forklifts	1	6.00	89	0.20
Building Construction	Pumps	1	8.00	84	0.74
Building Construction	Tractors/Loaders/Backhoes	1	8.00	97	0.37
Building Construction	Welders	2	8.00	46	0.45
Paving	Cement and Mortar Mixers	0	6.00	9	0.56
Paving	Pavers	1	7.00	125	0.42
Paving	Paving Equipment	1	8.00	130	0.36
Paving	Rollers	1	7.00	80	0.38
Paving	Tractors/Loaders/Backhoes	0	7.00	97	0.37

Trips and VMT

Phase Name	Offroad Equipment Count	Worker Trip Number	Vendor Trip Number	Hauling Trip Number	Worker Trip Length	Vendor Trip Length	Hauling Trip Length	Worker Vehicle Class	Vendor Vehicle Class	Hauling Vehicle Class
Site Preparation	2	5.00	4.00	0.00	10.80	7.30	20.00	LD_Mix	HDT_Mix	HHDT
Grading	2	5.00	0.00	100.00	10.80	7.30	20.00	LD_Mix	HDT_Mix	HHDT
Building Construction	6	8.00	2.00	0.00	10.80	7.30	20.00	LD_Mix	HDT_Mix	HHDT
Paving	3	8.00	0.00	0.00	10.80	7.30	20.00	LD_Mix	HDT_Mix	HHDT

3.1 Mitigation Measures Construction

3.2 Site Preparation - 2019

Unmitigated Construction On-Site

	ROG	NOx	CO	SO2	Fugitive PM10	Exhaust PM10	PM10 Total	Fugitive PM2.5	Exhaust PM2.5	PM2.5 Total	Bio- CO2	NBio- CO2	Total CO2	CH4	N2O	CO2e
Category	lb/day										lb/day					
Fugitive Dust					6.0221	0.0000	6.0221	3.3102	0.0000	3.3102			0.0000			0.0000
Off-Road	1.2620	13.3891	10.8354	0.0120		0.6648	0.6648		0.6116	0.6116		1,189.7272	1,189.7272	0.3764		1,197.6319
Total	**1.2620**	**13.3891**	**10.8354**	**0.0120**	**6.0221**	**0.6648**	**6.6869**	**3.3102**	**0.6116**	**3.9219**		**1,189.7272**	**1,189.7272**	**0.3764**		**1,197.6319**

Unmitigated Construction Off-Site

	ROG	NOx	CO	SO2	Fugitive PM10	Exhaust PM10	PM10 Total	Fugitive PM2.5	Exhaust PM2.5	PM2.5 Total	Bio- CO2	NBio- CO2	Total CO2	CH4	N2O	CO2e
Category	lb/day										lb/day					
Hauling	0.0000	0.0000	0.0000	0.0000	0.0000	0.0000	0.0000	0.0000	0.0000	0.0000		0.0000	0.0000	0.0000		0.0000
Vendor	0.0386	0.2851	0.5192	9.4000e-004	0.0265	4.3400e-003	0.0309	7.5700e-003	3.9900e-003	0.0116		89.9236	89.9236	6.9000e-004		89.9380
Worker	0.0142	0.0176	0.1623	4.9000e-004	0.0411	2.9000e-004	0.0414	0.0109	2.7000e-004	0.0112		36.3694	36.3694	1.7600e-003		36.4064
Total	**0.0527**	**0.3027**	**0.6815**	**1.4300e-003**	**0.0676**	**4.6300e-003**	**0.0722**	**0.0185**	**4.2600e-003**	**0.0227**		**126.2930**	**126.2930**	**2.4500e-003**		**126.3444**

Mitigated Construction On-Site

	ROG	NOx	CO	SO2	Fugitive PM10	Exhaust PM10	PM10 Total	Fugitive PM2.5	Exhaust PM2.5	PM2.5 Total	Bio- CO2	NBio- CO2	Total CO2	CH4	N2O	CO2e

Category	lb/day										lb/day					
Fugitive Dust					6.0221	0.0000	6.0221	3.3102	0.0000	3.3102			0.0000			0.0000
Off-Road	1.2620	13.3891	10.8354	0.0120		0.6648	0.6648		0.6116	0.6116	0.0000	1,189.7272	1,189.7272	0.3764		1,197.6319
Total	**1.2620**	**13.3891**	**10.8354**	**0.0120**	**6.0221**	**0.6648**	**6.6869**	**3.3102**	**0.6116**	**3.9219**	**0.0000**	**1,189.7272**	**1,189.7272**	**0.3764**		**1,197.6319**

Mitigated Construction Off-Site

	ROG	NOx	CO	SO2	Fugitive PM10	Exhaust PM10	PM10 Total	Fugitive PM2.5	Exhaust PM2.5	PM2.5 Total	Bio- CO2	NBio- CO2	Total CO2	CH4	N2O	CO2e
Category	lb/day										lb/day					
Hauling	0.0000	0.0000	0.0000	0.0000	0.0000	0.0000	0.0000	0.0000	0.0000	0.0000		0.0000	0.0000	0.0000		0.0000
Vendor	0.0386	0.2851	0.5192	9.4000e-004	0.0265	4.3400e-003	0.0309	7.5700e-003	3.9900e-003	0.0116		89.9236	89.9236	6.9000e-004		89.9380
Worker	0.0142	0.0176	0.1623	4.9000e-004	0.0411	2.9000e-004	0.0414	0.0109	2.7000e-004	0.0112		36.3694	36.3694	1.7600e-003		36.4064
Total	**0.0527**	**0.3027**	**0.6815**	**1.4300e-003**	**0.0676**	**4.6300e-003**	**0.0722**	**0.0185**	**4.2600e-003**	**0.0227**		**126.2930**	**126.2930**	**2.4500e-003**		**126.3444**

3.3 Grading - 2019

Unmitigated Construction On-Site

	ROG	NOx	CO	SO2	Fugitive PM10	Exhaust PM10	PM10 Total	Fugitive PM2.5	Exhaust PM2.5	PM2.5 Total	Bio- CO2	NBio- CO2	Total CO2	CH4	N2O	CO2e
Category	lb/day										lb/day					
Fugitive Dust					0.7528	0.0000	0.7528	0.4138	0.0000	0.4138			0.0000			0.0000
Off-Road	0.3033	3.1345	2.7936	3.4400e-003		0.1806	0.1806		0.1662	0.1662		340.9296	340.9296	0.1079		343.1948

Total	**0.3033**	**3.1345**	**2.7936**	**3.4400e-003**	**0.7528**	**0.1806**	**0.9334**	**0.4138**	**0.1662**	**0.5800**		**340.9296**	**340.9296**	**0.1079**		**343.1948**

Unmitigated Construction Off-Site

	ROG	NOx	CO	SO2	Fugitive PM10	Exhaust PM10	PM10 Total	Fugitive PM2.5	Exhaust PM2.5	PM2.5 Total	Bio- CO2	NBio- CO2	Total CO2	CH4	N2O	CO2e
Category	lb/day										lb/day					
Hauling	0.1884	2.1276	2.3432	7.4400e-003	0.1743	0.0328	0.2071	0.0477	0.0302	0.0779		713.9945	713.9945	5.1800e-003		714.1031
Vendor	0.0000	0.0000	0.0000	0.0000	0.0000	0.0000	0.0000	0.0000	0.0000	0.0000		0.0000	0.0000	0.0000		0.0000
Worker	0.0142	0.0176	0.1623	4.9000e-004	0.0411	2.9000e-004	0.0414	0.0109	2.7000e-004	0.0112		36.3694	36.3694	1.7600e-003		36.4064
Total	**0.2026**	**2.1452**	**2.5054**	**7.9300e-003**	**0.2153**	**0.0331**	**0.2484**	**0.0586**	**0.0305**	**0.0891**		**750.3639**	**750.3639**	**6.9400e-003**		**750.5095**

Mitigated Construction On-Site

	ROG	NOx	CO	SO2	Fugitive PM10	Exhaust PM10	PM10 Total	Fugitive PM2.5	Exhaust PM2.5	PM2.5 Total	Bio- CO2	NBio- CO2	Total CO2	CH4	N2O	CO2e
Category	lb/day										lb/day					
Fugitive Dust					0.7528	0.0000	0.7528	0.4138	0.0000	0.4138			0.0000			0.0000
Off-Road	0.3033	3.1345	2.7936	3.4400e-003		0.1806	0.1806		0.1662	0.1662	0.0000	340.9296	340.9296	0.1079		343.1948
Total	**0.3033**	**3.1345**	**2.7936**	**3.4400e-003**	**0.7528**	**0.1806**	**0.9334**	**0.4138**	**0.1662**	**0.5800**	**0.0000**	**340.9296**	**340.9296**	**0.1079**		**343.1948**

Mitigated Construction Off-Site

	ROG	NOx	CO	SO2	Fugitive PM10	Exhaust PM10	PM10 Total	Fugitive PM2.5	Exhaust PM2.5	PM2.5 Total	Bio- CO2	NBio- CO2	Total CO2	CH4	N2O	CO2e
Category	lb/day										lb/day					
Hauling	0.1884	2.1276	2.3432	7.4400e-003	0.1743	0.0328	0.2071	0.0477	0.0302	0.0779		713.9945	713.9945	5.1800e-003		714.1031
Vendor	0.0000	0.0000	0.0000	0.0000	0.0000	0.0000	0.0000	0.0000	0.0000	0.0000		0.0000	0.0000	0.0000		0.0000
Worker	0.0142	0.0176	0.1623	4.9000e-004	0.0411	2.9000e-004	0.0414	0.0109	2.7000e-004	0.0112		36.3694	36.3694	1.7600e-003		36.4064
Total	**0.2026**	**2.1452**	**2.5054**	**7.9300e-003**	**0.2153**	**0.0331**	**0.2484**	**0.0586**	**0.0305**	**0.0891**		**750.3639**	**750.3639**	**6.9400e-003**		**750.5095**

3.4 Building Construction - 2019

Unmitigated Construction On-Site

	ROG	NOx	CO	SO2	Fugitive PM10	Exhaust PM10	PM10 Total	Fugitive PM2.5	Exhaust PM2.5	PM2.5 Total	Bio- CO2	NBio- CO2	Total CO2	CH4	N2O	CO2e
Category	lb/day										lb/day					
Off-Road	1.8608	13.2407	13.9397	0.0212		0.8089	0.8089		0.7791	0.7791		1,983.0877	1,983.0877	0.4101		1,991.6986
Total	**1.8608**	**13.2407**	**13.9397**	**0.0212**		**0.8089**	**0.8089**		**0.7791**	**0.7791**		**1,983.0877**	**1,983.0877**	**0.4101**		**1,991.6986**

Unmitigated Construction Off-Site

	ROG	NOx	CO	SO2	Fugitive PM10	Exhaust PM10	PM10 Total	Fugitive PM2.5	Exhaust PM2.5	PM2.5 Total	Bio- CO2	NBio- CO2	Total CO2	CH4	N2O	CO2e
Category	lb/day										lb/day					

Hauling	0.0000	0.0000	0.0000	0.0000	0.0000	0.0000	0.0000	0.0000	0.0000	0.0000		0.0000	0.0000	0.0000		0.0000
Vendor	0.0193	0.1426	0.2596	4.7000e-004	0.0133	2.1700e-003	0.0154	3.7900e-003	2.0000e-003	5.7800e-003		44.9618	44.9618	3.4000e-004		44.9690
Worker	0.0227	0.0282	0.2597	7.8000e-004	0.0657	4.7000e-004	0.0662	0.0174	4.3000e-004	0.0179		58.1910	58.1910	2.8200e-003		58.2502
Total	**0.0419**	**0.1708**	**0.5193**	**1.2500e-003**	**0.0790**	**2.6400e-003**	**0.0816**	**0.0212**	**2.4300e-003**	**0.0236**		**103.1528**	**103.1528**	**3.1600e-003**		**103.2192**

Mitigated Construction On-Site

	ROG	NOx	CO	SO2	Fugitive PM10	Exhaust PM10	PM10 Total	Fugitive PM2.5	Exhaust PM2.5	PM2.5 Total	Bio- CO2	NBio- CO2	Total CO2	CH4	N2O	CO2e
Category	lb/day										lb/day					
Off-Road	1.8608	13.2407	13.9397	0.0212		0.8089	0.8089		0.7791	0.7791	0.0000	1,983.0877	1,983.0877	0.4101		1,991.6986
Total	**1.8608**	**13.2407**	**13.9397**	**0.0212**		**0.8089**	**0.8089**		**0.7791**	**0.7791**	**0.0000**	**1,983.0877**	**1,983.0877**	**0.4101**		**1,991.6986**

Mitigated Construction Off-Site

	ROG	NOx	CO	SO2	Fugitive PM10	Exhaust PM10	PM10 Total	Fugitive PM2.5	Exhaust PM2.5	PM2.5 Total	Bio- CO2	NBio- CO2	Total CO2	CH4	N2O	CO2e
Category	lb/day										lb/day					
Hauling	0.0000	0.0000	0.0000	0.0000	0.0000	0.0000	0.0000	0.0000	0.0000	0.0000		0.0000	0.0000	0.0000		0.0000
Vendor	0.0193	0.1426	0.2596	4.7000e-004	0.0133	2.1700e-003	0.0154	3.7900e-003	2.0000e-003	5.7800e-003		44.9618	44.9618	3.4000e-004		44.9690
Worker	0.0227	0.0282	0.2597	7.8000e-004	0.0657	4.7000e-004	0.0662	0.0174	4.3000e-004	0.0179		58.1910	58.1910	2.8200e-003		58.2502
Total	**0.0419**	**0.1708**	**0.5193**	**1.2500e-003**	**0.0790**	**2.6400e-003**	**0.0816**	**0.0212**	**2.4300e-003**	**0.0236**		**103.1528**	**103.1528**	**3.1600e-003**		**103.2192**

3.4 Building Construction - 2020

Unmitigated Construction On-Site

	ROG	NOx	CO	SO2	Fugitive PM10	Exhaust PM10	PM10 Total	Fugitive PM2.5	Exhaust PM2.5	PM2.5 Total	Bio- CO2	NBio- CO2	Total CO2	CH4	N2O	CO2e
Category	lb/day										lb/day					
Off-Road	1.6760	12.2237	13.8120	0.0212		0.7064	0.7064		0.6804	0.6804		1,962.5613	1,962.5613	0.3976		1,970.9116
Total	**1.6760**	**12.2237**	**13.8120**	**0.0212**		**0.7064**	**0.7064**		**0.6804**	**0.6804**		**1,962.5613**	**1,962.5613**	**0.3976**		**1,970.9116**

Unmitigated Construction Off-Site

	ROG	NOx	CO	SO2	Fugitive PM10	Exhaust PM10	PM10 Total	Fugitive PM2.5	Exhaust PM2.5	PM2.5 Total	Bio- CO2	NBio- CO2	Total CO2	CH4	N2O	CO2e
Category	lb/day										lb/day					
Hauling	0.0000	0.0000	0.0000	0.0000	0.0000	0.0000	0.0000	0.0000	0.0000	0.0000		0.0000	0.0000	0.0000		0.0000
Vendor	0.0182	0.1214	0.2511	4.7000e-004	0.0133	1.9400e-003	0.0152	3.7900e-003	1.7900e-003	5.5700e-003		43.9330	43.9330	3.3000e-004		43.9400
Worker	0.0214	0.0264	0.2425	7.8000e-004	0.0657	4.7000e-004	0.0662	0.0174	4.3000e-004	0.0179		55.8458	55.8458	2.6800e-003		55.9020
Total	**0.0396**	**0.1477**	**0.4936**	**1.2500e-003**	**0.0790**	**2.4100e-003**	**0.0814**	**0.0212**	**2.2200e-003**	**0.0234**		**99.7788**	**99.7788**	**3.0100e-003**		**99.8420**

Mitigated Construction On-Site

	ROG	NOx	CO	SO2	Fugitive PM10	Exhaust PM10	PM10 Total	Fugitive PM2.5	Exhaust PM2.5	PM2.5 Total	Bio- CO2	NBio- CO2	Total CO2	CH4	N2O	CO2e
Category	lb/day										lb/day					
Off-Road	1.6760	12.2237	13.8120	0.0212		0.7064	0.7064		0.6804	0.6804	0.0000	1,962.5613	1,962.5613	0.3976		1,970.9116
Total	**1.6760**	**12.2237**	**13.8120**	**0.0212**		**0.7064**	**0.7064**		**0.6804**	**0.6804**	**0.0000**	**1,962.5613**	**1,962.5613**	**0.3976**		**1,970.9116**

Mitigated Construction Off-Site

	ROG	NOx	CO	SO2	Fugitive PM10	Exhaust PM10	PM10 Total	Fugitive PM2.5	Exhaust PM2.5	PM2.5 Total	Bio- CO2	NBio- CO2	Total CO2	CH4	N2O	CO2e
Category	lb/day										lb/day					
Hauling	0.0000	0.0000	0.0000	0.0000	0.0000	0.0000	0.0000	0.0000	0.0000	0.0000		0.0000	0.0000	0.0000		0.0000
Vendor	0.0182	0.1214	0.2511	4.7000e-004	0.0133	1.9400e-003	0.0152	3.7900e-003	1.7900e-003	5.5700e-003		43.9330	43.9330	3.3000e-004		43.9400
Worker	0.0214	0.0264	0.2425	7.8000e-004	0.0657	4.7000e-004	0.0662	0.0174	4.3000e-004	0.0179		55.8458	55.8458	2.6800e-003		55.9020
Total	**0.0396**	**0.1477**	**0.4936**	**1.2500e-003**	**0.0790**	**2.4100e-003**	**0.0814**	**0.0212**	**2.2200e-003**	**0.0234**		**99.7788**	**99.7788**	**3.0100e-003**		**99.8420**

3.5 Paving - 2020

Unmitigated Construction On-Site

	ROG	NOx	CO	SO2	Fugitive PM10	Exhaust PM10	PM10 Total	Fugitive PM2.5	Exhaust PM2.5	PM2.5 Total	Bio- CO2	NBio- CO2	Total CO2	CH4	N2O	CO2e
Category	lb/day										lb/day					
Off-Road	0.6074	6.2943	6.5911	0.0103		0.3365	0.3365		0.3096	0.3096		993.9001	993.9001	0.3215		1,000.6504

Paving	0.0000					0.0000	0.0000		0.0000	0.0000			0.0000			0.0000
Total	**0.6074**	**6.2943**	**6.5911**	**0.0103**		**0.3365**	**0.3365**		**0.3096**	**0.3096**		**993.9001**	**993.9001**	**0.3215**		**1,000.6504**

Unmitigated Construction Off-Site

	ROG	NOx	CO	SO2	Fugitive PM10	Exhaust PM10	PM10 Total	Fugitive PM2.5	Exhaust PM2.5	PM2.5 Total	Bio- CO2	NBio- CO2	Total CO2	CH4	N2O	CO2e
Category	lb/day										lb/day					
Hauling	0.0000	0.0000	0.0000	0.0000	0.0000	0.0000	0.0000	0.0000	0.0000	0.0000		0.0000	0.0000	0.0000		0.0000
Vendor	0.0000	0.0000	0.0000	0.0000	0.0000	0.0000	0.0000	0.0000	0.0000	0.0000		0.0000	0.0000	0.0000		0.0000
Worker	0.0214	0.0264	0.2425	7.8000e-004	0.0657	4.7000e-004	0.0662	0.0174	4.3000e-004	0.0179		55.8458	55.8458	2.6800e-003		55.9020
Total	**0.0214**	**0.0264**	**0.2425**	**7.8000e-004**	**0.0657**	**4.7000e-004**	**0.0662**	**0.0174**	**4.3000e-004**	**0.0179**		**55.8458**	**55.8458**	**2.6800e-003**		**55.9020**

Mitigated Construction On-Site

	ROG	NOx	CO	SO2	Fugitive PM10	Exhaust PM10	PM10 Total	Fugitive PM2.5	Exhaust PM2.5	PM2.5 Total	Bio- CO2	NBio- CO2	Total CO2	CH4	N2O	CO2e
Category	lb/day										lb/day					
Off-Road	0.6074	6.2943	6.5911	0.0103		0.3365	0.3365		0.3096	0.3096	0.0000	993.9000	993.9000	0.3215		1,000.6504
Paving	0.0000					0.0000	0.0000		0.0000	0.0000			0.0000			0.0000
Total	**0.6074**	**6.2943**	**6.5911**	**0.0103**		**0.3365**	**0.3365**		**0.3096**	**0.3096**	**0.0000**	**993.9000**	**993.9000**	**0.3215**		**1,000.6504**

Mitigated Construction Off-Site

	ROG	NOx	CO	SO2	Fugitive PM10	Exhaust PM10	PM10 Total	Fugitive PM2.5	Exhaust PM2.5	PM2.5 Total	Bio- CO2	NBio- CO2	Total CO2	CH4	N2O	CO2e
Category	lb/day										lb/day					
Hauling	0.0000	0.0000	0.0000	0.0000	0.0000	0.0000	0.0000	0.0000	0.0000	0.0000		0.0000	0.0000	0.0000		0.0000
Vendor	0.0000	0.0000	0.0000	0.0000	0.0000	0.0000	0.0000	0.0000	0.0000	0.0000		0.0000	0.0000	0.0000		0.0000
Worker	0.0214	0.0264	0.2425	7.8000e-004	0.0657	4.7000e-004	0.0662	0.0174	4.3000e-004	0.0179		55.8458	55.8458	2.6800e-003		55.9020
Total	**0.0214**	**0.0264**	**0.2425**	**7.8000e-004**	**0.0657**	**4.7000e-004**	**0.0662**	**0.0174**	**4.3000e-004**	**0.0179**		**55.8458**	**55.8458**	**2.6800e-003**		**55.9020**

4.0 Operational Detail - Mobile

4.1 Mitigation Measures Mobile

	ROG	NOx	CO	SO2	Fugitive PM10	Exhaust PM10	PM10 Total	Fugitive PM2.5	Exhaust PM2.5	PM2.5 Total	Bio- CO2	NBio- CO2	Total CO2	CH4	N2O	CO2e
Category	lb/day										lb/day					
Mitigated	0.0000	0.0000	0.0000	0.0000	0.0000	0.0000	0.0000	0.0000	0.0000	0.0000		0.0000	0.0000	0.0000		0.0000
Unmitigated	0.0000	0.0000	0.0000	0.0000	0.0000	0.0000	0.0000	0.0000	0.0000	0.0000		0.0000	0.0000	0.0000		0.0000

4.2 Trip Summary Information

	Average Daily Trip Rate			Unmitigated	Mitigated
Land Use	Weekday	Saturday	Sunday	Annual VMT	Annual VMT
User Defined Industrial	0.00	0.00	0.00		
Total	0.00	0.00	0.00		

4.3 Trip Type Information

	Miles			Trip %			Trip Purpose %		
Land Use	H-W or C-W	H-S or C-C	H-O or C-NW	H-W or C-W	H-S or C-C	H-O or C-NW	Primary	Diverted	Pass-by
User Defined Industrial	9.50	7.30	7.30	0.00	0.00	0.00	0	0	0

LDA	LDT1	LDT2	MDV	LHD1	LHD2	MHD	HHD	OBUS	UBUS	MCY	SBUS	MH
0.513300	0.073549	0.191092	0.130830	0.036094	0.005140	0.012550	0.022916	0.001871	0.002062	0.006564	0.000586	0.003446

5.0 Energy Detail

4.4 Fleet Mix

Historical Energy Use: N

5.1 Mitigation Measures Energy

	ROG	NOx	CO	SO2	Fugitive PM10	Exhaust PM10	PM10 Total	Fugitive PM2.5	Exhaust PM2.5	PM2.5 Total	Bio- CO2	NBio- CO2	Total CO2	CH4	N2O	CO2e
Category	lb/day										lb/day					
NaturalGas Mitigated	0.0000	0.0000	0.0000	0.0000		0.0000	0.0000		0.0000	0.0000		0.0000	0.0000	0.0000	0.0000	0.0000
NaturalGas Unmitigated	0.0000	0.0000	0.0000	0.0000		0.0000	0.0000		0.0000	0.0000		0.0000	0.0000	0.0000	0.0000	0.0000

5.2 Energy by Land Use - NaturalGas

Unmitigated

	NaturalGas Use	ROG	NOx	CO	SO2	Fugitive PM10	Exhaust PM10	PM10 Total	Fugitive PM2.5	Exhaust PM2.5	PM2.5 Total	Bio- CO2	NBio- CO2	Total CO2	CH4	N2O	CO2e

Land Use	kBTU/yr	lb/day										lb/day					
User Defined Industrial	0	0.0000	0.0000	0.0000	0.0000		0.0000	0.0000		0.0000	0.0000		0.0000	0.0000	0.0000	0.0000	0.0000
Total		**0.0000**	**0.0000**	**0.0000**	**0.0000**		**0.0000**	**0.0000**		**0.0000**	**0.0000**		**0.0000**	**0.0000**	**0.0000**	**0.0000**	**0.0000**

Mitigated

	NaturalGas Use	ROG	NOx	CO	SO2	Fugitive PM10	Exhaust PM10	PM10 Total	Fugitive PM2.5	Exhaust PM2.5	PM2.5 Total	Bio- CO2	NBio- CO2	Total CO2	CH4	N2O	CO2e
Land Use	kBTU/yr	lb/day										lb/day					
User Defined Industrial	0	0.0000	0.0000	0.0000	0.0000		0.0000	0.0000		0.0000	0.0000		0.0000	0.0000	0.0000	0.0000	0.0000
Total		**0.0000**	**0.0000**	**0.0000**	**0.0000**		**0.0000**	**0.0000**		**0.0000**	**0.0000**		**0.0000**	**0.0000**	**0.0000**	**0.0000**	**0.0000**

6.0 Area Detail

6.1 Mitigation Measures Area

	ROG	NOx	CO	SO2	Fugitive PM10	Exhaust PM10	PM10 Total	Fugitive PM2.5	Exhaust PM2.5	PM2.5 Total	Bio- CO2	NBio- CO2	Total CO2	CH4	N2O	CO2e
Category	lb/day										lb/day					
Mitigated	1.0000e-005	0.0000	1.0000e-004	0.0000		0.0000	0.0000		0.0000	0.0000		2.2000e-004	2.2000e-004	0.0000		2.3000e-004
Unmitigated	1.0000e-005	0.0000	1.0000e-004	0.0000		0.0000	0.0000		0.0000	0.0000		2.2000e-004	2.2000e-004	0.0000		2.3000e-004

6.2 Area by SubCategory

Unmitigated

	ROG	NOx	CO	SO2	Fugitive PM10	Exhaust PM10	PM10 Total	Fugitive PM2.5	Exhaust PM2.5	PM2.5 Total	Bio- CO2	NBio- CO2	Total CO2	CH4	N2O	CO2e
SubCategory	lb/day										lb/day					
Architectural Coating	0.0000					0.0000	0.0000		0.0000	0.0000			0.0000			0.0000
Consumer Products	0.0000					0.0000	0.0000		0.0000	0.0000			0.0000			0.0000
Landscaping	1.0000e-005	0.0000	1.0000e-004	0.0000		0.0000	0.0000		0.0000	0.0000		2.2000e-004	2.2000e-004	0.0000		2.3000e-004
Total	**1.0000e-005**	**0.0000**	**1.0000e-004**	**0.0000**		**0.0000**	**0.0000**		**0.0000**	**0.0000**		**2.2000e-004**	**2.2000e-004**	**0.0000**		**2.3000e-004**

Mitigated

	ROG	NOx	CO	SO2	Fugitive PM10	Exhaust PM10	PM10 Total	Fugitive PM2.5	Exhaust PM2.5	PM2.5 Total	Bio- CO2	NBio- CO2	Total CO2	CH4	N2O	CO2e
SubCategory	lb/day										lb/day					
Architectural Coating	0.0000					0.0000	0.0000		0.0000	0.0000			0.0000			0.0000
Consumer Products	0.0000					0.0000	0.0000		0.0000	0.0000			0.0000			0.0000
Landscaping	1.0000e-005	0.0000	1.0000e-004	0.0000		0.0000	0.0000		0.0000	0.0000		2.2000e-004	2.2000e-004	0.0000		2.3000e-004
Total	**1.0000e-005**	**0.0000**	**1.0000e-004**	**0.0000**		**0.0000**	**0.0000**		**0.0000**	**0.0000**		**2.2000e-004**	**2.2000e-004**	**0.0000**		**2.3000e-004**

7.0 Water Detail

7.1 Mitigation Measures Water

8.0 Waste Detail

8.1 Mitigation Measures Waste

9.0 Operational Offroad

Equipment Type	Number	Hours/Day	Days/Year	Horse Power	Load Factor	Fuel Type

10.0 Vegetation

South Bay Component

SB AWPF

San Diego County, Summer

1.0 Project Characteristics

1.1 Land Usage

Land Uses	Size	Metric	Lot Acreage	Floor Surface Area	Population
User Defined Industrial	1.00	User Defined Unit	5.00	0.00	0

1.2 Other Project Characteristics

Urbanization	Urban	**Wind Speed (m/s)**	2.6	**Precipitation Freq (Days)**	40
Climate Zone	13			**Operational Year**	2014
Utility Company	San Diego Gas & Electric				
CO2 Intensity (lb/MWhr)	720.49	**CH4 Intensity (lb/MWhr)**	0.029	**N2O Intensity (lb/MWhr)**	0.006

1.3 User Entered Comments & Non-Default Data

Project Characteristics -

Land Use - project specific lot acreage

Construction Phase - project specific schedule

Trips and VMT - Modified

Grading - Modified

Table Name	Column Name	Default Value	New Value
tblConstructionPhase	NumDays	230.00	432.00
tblConstructionPhase	NumDays	8.00	40.00
tblConstructionPhase	NumDays	18.00	20.00
tblConstructionPhase	NumDays	5.00	20.00
tblGrading	AcresOfGrading	15.00	4.00

tblGrading	MaterialExported	0.00	160.00
tblLandUse	LotAcreage	0.00	5.00
tblTripsAndVMT	HaulingTripNumber	20.00	400.00
tblTripsAndVMT	VendorTripNumber	0.00	4.00

2.0 Emissions Summary

2.1 Overall Construction (Maximum Daily Emission)

Unmitigated Construction

	ROG	NOx	CO	SO2	Fugitive PM10	Exhaust PM10	PM10 Total	Fugitive PM2.5	Exhaust PM2.5	PM2.5 Total	Bio- CO2	NBio- CO2	Total CO2	CH4	N2O	CO2e
Year	lb/day										lb/day					
2029	2.5639	23.7014	25.5648	0.0420	27.2738	1.0338	28.3076	14.9428	0.9511	15.8939	0.0000	4,002.0686	4,002.0686	1.2323	0.0000	4,027.9459
2030	1.3041	7.9179	16.1313	0.0308	0.0000	0.1476	0.1476	0.0000	0.1476	0.1476	0.0000	2,884.8300	2,884.8300	0.1158	0.0000	2,887.2617
2031	1.3801	7.9179	16.1313	0.0308	0.1232	0.3243	0.4476	0.0327	0.3243	0.3569	0.0000	2,884.8300	2,884.8300	0.1256	0.0000	2,887.4677
Total	**5.2481**	**39.5371**	**57.8274**	**0.1036**	**27.3970**	**1.5057**	**28.9027**	**14.9755**	**1.4229**	**16.3984**	**0.0000**	**9,771.7286**	**9,771.7286**	**1.4737**	**0.0000**	**9,802.6753**

Mitigated Construction

	ROG	NOx	CO	SO2	Fugitive PM10	Exhaust PM10	PM10 Total	Fugitive PM2.5	Exhaust PM2.5	PM2.5 Total	Bio- CO2	NBio- CO2	Total CO2	CH4	N2O	CO2e
Year	lb/day										lb/day					
2029	2.5639	23.7014	25.5648	0.0420	27.2738	1.0338	28.3076	14.9428	0.9511	15.8939	0.0000	4,002.0686	4,002.0686	1.2323	0.0000	4,027.9459
2030	1.3041	7.9179	16.1313	0.0308	0.0000	0.1476	0.1476	0.0000	0.1476	0.1476	0.0000	2,884.8300	2,884.8300	0.1158	0.0000	2,887.2617

2031	1.3801	7.9179	16.1313	0.0308	0.1232	0.3243	0.4476	0.0327	0.3243	0.3569	0.0000	2,884.8300	2,884.8300	0.1256	0.0000	2,887.4677
Total	**5.2481**	**39.5371**	**57.8274**	**0.1036**	**27.3970**	**1.5057**	**28.9027**	**14.9755**	**1.4229**	**16.3984**	**0.0000**	**9,771.7286**	**9,771.7286**	**1.4737**	**0.0000**	**9,802.6753**

	ROG	NOx	CO	SO2	Fugitive PM10	Exhaust PM10	PM10 Total	Fugitive PM2.5	Exhaust PM2.5	PM2.5 Total	Bio- CO2	NBio-CO2	Total CO2	CH4	N20	CO2e
Percent Reduction	**0.00**	**0.00**	**0.00**	**0.00**	**0.00**	**0.00**	**0.00**	**0.00**	**0.00**	**0.00**	**0.00**	**0.00**	**0.00**	**0.00**	**0.00**	**0.00**

2.2 Overall Operational

Unmitigated Operational

	ROG	NOx	CO	SO2	Fugitive PM10	Exhaust PM10	PM10 Total	Fugitive PM2.5	Exhaust PM2.5	PM2.5 Total	Bio- CO2	NBio- CO2	Total CO2	CH4	N2O	CO2e
Category	lb/day										lb/day					
Area	1.0000e-005	0.0000	1.1000e-004	0.0000		0.0000	0.0000		0.0000	0.0000		2.2000e-004	2.2000e-004	0.0000		2.3000e-004
Energy	0.0000	0.0000	0.0000	0.0000		0.0000	0.0000		0.0000	0.0000		0.0000	0.0000	0.0000	0.0000	0.0000
Mobile	0.0000	0.0000	0.0000	0.0000	0.0000	0.0000	0.0000	0.0000	0.0000	0.0000		0.0000	0.0000	0.0000		0.0000
Total	**1.0000e-005**	**0.0000**	**1.1000e-004**	**0.0000**	**0.0000**	**0.0000**	**0.0000**	**0.0000**	**0.0000**	**0.0000**		**2.2000e-004**	**2.2000e-004**	**0.0000**	**0.0000**	**2.3000e-004**

Mitigated Operational

	ROG	NOx	CO	SO2	Fugitive PM10	Exhaust PM10	PM10 Total	Fugitive PM2.5	Exhaust PM2.5	PM2.5 Total	Bio- CO2	NBio- CO2	Total CO2	CH4	N2O	CO2e
Category	lb/day										lb/day					
Area	1.0000e-005	0.0000	1.1000e-004	0.0000		0.0000	0.0000		0.0000	0.0000		2.2000e-004	2.2000e-004	0.0000		2.3000e-004
Energy	0.0000	0.0000	0.0000	0.0000		0.0000	0.0000		0.0000	0.0000		0.0000	0.0000	0.0000	0.0000	0.0000

Mobile	0.0000	0.0000	0.0000	0.0000	0.0000	0.0000	0.0000	0.0000	0.0000	0.0000		0.0000	0.0000	0.0000		0.0000
Total	**1.0000e-005**	**0.0000**	**1.1000e-004**	**0.0000**	**0.0000**	**0.0000**	**0.0000**	**0.0000**	**0.0000**	**0.0000**		**2.2000e-004**	**2.2000e-004**	**0.0000**	**0.0000**	**2.3000e-004**

	ROG	NOx	CO	SO2	Fugitive PM10	Exhaust PM10	PM10 Total	Fugitive PM2.5	Exhaust PM2.5	PM2.5 Total	Bio- CO2	NBio-CO2	Total CO2	CH4	N20	CO2e
Percent Reduction	**0.00**	**0.00**	**0.00**	**0.00**	**0.00**	**0.00**	**0.00**	**0.00**	**0.00**	**0.00**	**0.00**	**0.00**	**0.00**	**0.00**	**0.00**	**0.00**

3.0 Construction Detail

Construction Phase

Phase Number	Phase Name	Phase Type	Start Date	End Date	Num Days Week	Num Days	Phase Description
1	Site Preparation	Site Preparation	8/15/2029	9/11/2029	5	20	
2	Grading	Grading	9/12/2029	11/6/2029	5	40	
3	Building Construction	Building Construction	11/7/2029	7/3/2031	5	432	
4	Paving	Paving	7/4/2031	7/31/2031	5	20	

Acres of Grading (Site Preparation Phase): 0

Acres of Grading (Grading Phase): 4

Acres of Paving: 0

Residential Indoor: 0; Residential Outdoor: 0; Non-Residential Indoor: 0; Non-Residential Outdoor: 0 (Architectural Coating – sqft)

OffRoad Equipment

Phase Name	Offroad Equipment Type	Amount	Usage Hours	Horse Power	Load Factor
Site Preparation	Rubber Tired Dozers	3	8.00	255	0.40
Site Preparation	Tractors/Loaders/Backhoes	4	8.00	97	0.37
Grading	Excavators	1	8.00	162	0.38
Grading	Graders	1	8.00	174	0.41
Grading	Rubber Tired Dozers	1	8.00	255	0.40
Grading	Tractors/Loaders/Backhoes	3	8.00	97	0.37

Building Construction	Cranes	1	7.00	226	0.29
Building Construction	Forklifts	3	8.00	89	0.20
Building Construction	Generator Sets	1	8.00	84	0.74
Building Construction	Tractors/Loaders/Backhoes	3	7.00	97	0.37
Building Construction	Welders	1	8.00	46	0.45
Paving	Pavers	2	8.00	125	0.42
Paving	Paving Equipment	2	8.00	130	0.36
Paving	Rollers	2	8.00	80	0.38

Trips and VMT

Phase Name	Offroad Equipment Count	Worker Trip Number	Vendor Trip Number	Hauling Trip Number	Worker Trip Length	Vendor Trip Length	Hauling Trip Length	Worker Vehicle Class	Vendor Vehicle Class	Hauling Vehicle Class
Site Preparation	7	18.00	4.00	0.00	10.80	7.30	20.00	LD_Mix	HDT_Mix	HHDT
Grading	6	15.00	0.00	400.00	10.80	7.30	20.00	LD_Mix	HDT_Mix	HHDT
Building Construction	9	0.00	0.00	0.00	10.80	7.30	20.00	LD_Mix	HDT_Mix	HHDT
Paving	6	15.00	0.00	0.00	10.80	7.30	20.00	LD_Mix	HDT_Mix	HHDT

3.1 Mitigation Measures Construction

3.2 Site Preparation - 2029

Unmitigated Construction On-Site

	ROG	NOx	CO	SO2	Fugitive PM10	Exhaust PM10	PM10 Total	Fugitive PM2.5	Exhaust PM2.5	PM2.5 Total	Bio- CO2	NBio- CO2	Total CO2	CH4	N2O	CO2e
Category	lb/day										lb/day					
Fugitive Dust					27.0994	0.0000	27.0994	14.8960	0.0000	14.8960			0.0000			0.0000
Off-Road	2.5083	23.5257	24.8879	0.0392		1.0293	1.0293		0.9470	0.9470		3,793.8403	3,793.8403	1.2270		3,819.6074
Total	**2.5083**	**23.5257**	**24.8879**	**0.0392**	**27.0994**	**1.0293**	**28.1287**	**14.8960**	**0.9470**	**15.8430**		**3,793.8403**	**3,793.8403**	**1.2270**		**3,819.6074**

Unmitigated Construction Off-Site

	ROG	NOx	CO	SO2	Fugitive PM10	Exhaust PM10	PM10 Total	Fugitive PM2.5	Exhaust PM2.5	PM2.5 Total	Bio- CO2	NBio- CO2	Total CO2	CH4	N2O	CO2e
Category	lb/day										lb/day					
Hauling	0.0000	0.0000	0.0000	0.0000	0.0000	0.0000	0.0000	0.0000	0.0000	0.0000		0.0000	0.0000	0.0000		0.0000
Vendor	0.0236	0.1398	0.2816	9.4000e-004	0.0266	3.3100e-003	0.0299	7.5800e-003	3.0500e-003	0.0106		88.1653	88.1653	6.1000e-004		88.1782
Worker	0.0321	0.0359	0.3953	1.8800e-003	0.1479	1.1400e-003	0.1490	0.0392	1.0600e-003	0.0403		120.0630	120.0630	4.6300e-003		120.1603
Total	**0.0557**	**0.1757**	**0.6769**	**2.8200e-003**	**0.1744**	**4.4500e-003**	**0.1789**	**0.0468**	**4.1100e-003**	**0.0509**		**208.2283**	**208.2283**	**5.2400e-003**		**208.3385**

Mitigated Construction On-Site

	ROG	NOx	CO	SO2	Fugitive PM10	Exhaust PM10	PM10 Total	Fugitive PM2.5	Exhaust PM2.5	PM2.5 Total	Bio- CO2	NBio- CO2	Total CO2	CH4	N2O	CO2e
Category	lb/day										lb/day					
Fugitive Dust					27.0994	0.0000	27.0994	14.8960	0.0000	14.8960			0.0000			0.0000
Off-Road	2.5083	23.5257	24.8879	0.0392		1.0293	1.0293		0.9470	0.9470	0.0000	3,793.8403	3,793.8403	1.2270		3,819.6074
Total	**2.5083**	**23.5257**	**24.8879**	**0.0392**	**27.0994**	**1.0293**	**28.1287**	**14.8960**	**0.9470**	**15.8430**	**0.0000**	**3,793.8403**	**3,793.8403**	**1.2270**		**3,819.6074**

Mitigated Construction Off-Site

	ROG	NOx	CO	SO2	Fugitive PM10	Exhaust PM10	PM10 Total	Fugitive PM2.5	Exhaust PM2.5	PM2.5 Total	Bio- CO2	NBio- CO2	Total CO2	CH4	N2O	CO2e
Category	lb/day										lb/day					
Hauling	0.0000	0.0000	0.0000	0.0000	0.0000	0.0000	0.0000	0.0000	0.0000	0.0000		0.0000	0.0000	0.0000		0.0000
Vendor	0.0236	0.1398	0.2816	9.4000e-004	0.0266	3.3100e-003	0.0299	7.5800e-003	3.0500e-003	0.0106		88.1653	88.1653	6.1000e-004		88.1782
Worker	0.0321	0.0359	0.3953	1.8800e-003	0.1479	1.1400e-003	0.1490	0.0392	1.0600e-003	0.0403		120.0630	120.0630	4.6300e-003		120.1603
Total	**0.0557**	**0.1757**	**0.6769**	**2.8200e-003**	**0.1744**	**4.4500e-003**	**0.1789**	**0.0468**	**4.1100e-003**	**0.0509**		**208.2283**	**208.2283**	**5.2400e-003**		**208.3385**

3.3 Grading - 2029

Unmitigated Construction On-Site

	ROG	NOx	CO	SO2	Fugitive PM10	Exhaust PM10	PM10 Total	Fugitive PM2.5	Exhaust PM2.5	PM2.5 Total	Bio- CO2	NBio- CO2	Total CO2	CH4	N2O	CO2e
Category	lb/day										lb/day					
Fugitive Dust					4.6232	0.0000	4.6232	2.4942	0.0000	2.4942			0.0000			0.0000
Off-Road	1.6413	14.8099	19.6541	0.0298		0.6861	0.6861		0.6312	0.6312		2,883.1144	2,883.1144	0.9325		2,902.6960
Total	**1.6413**	**14.8099**	**19.6541**	**0.0298**	**4.6232**	**0.6861**	**5.3092**	**2.4942**	**0.6312**	**3.1254**		**2,883.1144**	**2,883.1144**	**0.9325**		**2,902.6960**

Unmitigated Construction Off-Site

	ROG	NOx	CO	SO2	Fugitive PM10	Exhaust PM10	PM10 Total	Fugitive PM2.5	Exhaust PM2.5	PM2.5 Total	Bio- CO2	NBio- CO2	Total CO2	CH4	N2O	CO2e
Category	lb/day										lb/day					
Hauling	0.1359	0.9911	1.4860	7.3900e-003	0.1743	0.0302	0.2045	0.0477	0.0278	0.0755		695.4599	695.4599	4.8200e-003		695.5611

Vendor	0.0000	0.0000	0.0000	0.0000	0.0000	0.0000	0.0000	0.0000	0.0000	0.0000		0.0000	0.0000	0.0000		0.0000
Worker	0.0267	0.0299	0.3294	1.5600e-003	0.1232	9.5000e-004	0.1242	0.0327	8.8000e-004	0.0336		100.0525	100.0525	3.8600e-003		100.1336
Total	**0.1627**	**1.0209**	**1.8154**	**8.9500e-003**	**0.2976**	**0.0312**	**0.3287**	**0.0804**	**0.0287**	**0.1091**		**795.5124**	**795.5124**	**8.6800e-003**		**795.6947**

Mitigated Construction On-Site

	ROG	NOx	CO	SO2	Fugitive PM10	Exhaust PM10	PM10 Total	Fugitive PM2.5	Exhaust PM2.5	PM2.5 Total	Bio- CO2	NBio- CO2	Total CO2	CH4	N2O	CO2e
Category	lb/day										lb/day					
Fugitive Dust					4.6232	0.0000	4.6232	2.4942	0.0000	2.4942			0.0000			0.0000
Off-Road	1.6413	14.8099	19.6541	0.0298		0.6861	0.6861		0.6312	0.6312	0.0000	2,883.1144	2,883.1144	0.9325		2,902.6960
Total	**1.6413**	**14.8099**	**19.6541**	**0.0298**	**4.6232**	**0.6861**	**5.3092**	**2.4942**	**0.6312**	**3.1254**	**0.0000**	**2,883.1144**	**2,883.1144**	**0.9325**		**2,902.6960**

Mitigated Construction Off-Site

	ROG	NOx	CO	SO2	Fugitive PM10	Exhaust PM10	PM10 Total	Fugitive PM2.5	Exhaust PM2.5	PM2.5 Total	Bio- CO2	NBio- CO2	Total CO2	CH4	N2O	CO2e
Category	lb/day										lb/day					
Hauling	0.1359	0.9911	1.4860	7.3900e-003	0.1743	0.0302	0.2045	0.0477	0.0278	0.0755		695.4599	695.4599	4.8200e-003		695.5611
Vendor	0.0000	0.0000	0.0000	0.0000	0.0000	0.0000	0.0000	0.0000	0.0000	0.0000		0.0000	0.0000	0.0000		0.0000
Worker	0.0267	0.0299	0.3294	1.5600e-003	0.1232	9.5000e-004	0.1242	0.0327	8.8000e-004	0.0336		100.0525	100.0525	3.8600e-003		100.1336
Total	**0.1627**	**1.0209**	**1.8154**	**8.9500e-003**	**0.2976**	**0.0312**	**0.3287**	**0.0804**	**0.0287**	**0.1091**		**795.5124**	**795.5124**	**8.6800e-003**		**795.6947**

3.4 Building Construction - 2029

Unmitigated Construction On-Site

	ROG	NOx	CO	SO2	Fugitive PM10	Exhaust PM10	PM10 Total	Fugitive PM2.5	Exhaust PM2.5	PM2.5 Total	Bio- CO2	NBio- CO2	Total CO2	CH4	N2O	CO2e
Category	lb/day										lb/day					
Off-Road	1.3615	12.4097	16.0518	0.0269		0.5250	0.5250		0.4939	0.4939		2,545.8905	2,545.8905	0.5975		2,558.4386
Total	**1.3615**	**12.4097**	**16.0518**	**0.0269**		**0.5250**	**0.5250**		**0.4939**	**0.4939**		**2,545.8905**	**2,545.8905**	**0.5975**		**2,558.4386**

Unmitigated Construction Off-Site

	ROG	NOx	CO	SO2	Fugitive PM10	Exhaust PM10	PM10 Total	Fugitive PM2.5	Exhaust PM2.5	PM2.5 Total	Bio- CO2	NBio- CO2	Total CO2	CH4	N2O	CO2e
Category	lb/day										lb/day					
Hauling	0.0000	0.0000	0.0000	0.0000	0.0000	0.0000	0.0000	0.0000	0.0000	0.0000		0.0000	0.0000	0.0000		0.0000
Vendor	0.0000	0.0000	0.0000	0.0000	0.0000	0.0000	0.0000	0.0000	0.0000	0.0000		0.0000	0.0000	0.0000		0.0000
Worker	0.0000	0.0000	0.0000	0.0000	0.0000	0.0000	0.0000	0.0000	0.0000	0.0000		0.0000	0.0000	0.0000		0.0000
Total	**0.0000**	**0.0000**	**0.0000**	**0.0000**	**0.0000**	**0.0000**	**0.0000**	**0.0000**	**0.0000**	**0.0000**		**0.0000**	**0.0000**	**0.0000**		**0.0000**

Mitigated Construction On-Site

	ROG	NOx	CO	SO2	Fugitive PM10	Exhaust PM10	PM10 Total	Fugitive PM2.5	Exhaust PM2.5	PM2.5 Total	Bio- CO2	NBio- CO2	Total CO2	CH4	N2O	CO2e

Category	lb/day										lb/day					
Off-Road	1.3615	12.4097	16.0518	0.0269		0.5250	0.5250		0.4939	0.4939	0.0000	2,545.8905	2,545.8905	0.5975		2,558.4386
Total	**1.3615**	**12.4097**	**16.0518**	**0.0269**		**0.5250**	**0.5250**		**0.4939**	**0.4939**	**0.0000**	**2,545.8905**	**2,545.8905**	**0.5975**		**2,558.4386**

Mitigated Construction Off-Site

	ROG	NOx	CO	SO2	Fugitive PM10	Exhaust PM10	PM10 Total	Fugitive PM2.5	Exhaust PM2.5	PM2.5 Total	Bio- CO2	NBio- CO2	Total CO2	CH4	N2O	CO2e
Category	lb/day										lb/day					
Hauling	0.0000	0.0000	0.0000	0.0000	0.0000	0.0000	0.0000	0.0000	0.0000	0.0000		0.0000	0.0000	0.0000		0.0000
Vendor	0.0000	0.0000	0.0000	0.0000	0.0000	0.0000	0.0000	0.0000	0.0000	0.0000		0.0000	0.0000	0.0000		0.0000
Worker	0.0000	0.0000	0.0000	0.0000	0.0000	0.0000	0.0000	0.0000	0.0000	0.0000		0.0000	0.0000	0.0000		0.0000
Total	**0.0000**	**0.0000**	**0.0000**	**0.0000**	**0.0000**	**0.0000**	**0.0000**	**0.0000**	**0.0000**	**0.0000**		**0.0000**	**0.0000**	**0.0000**		**0.0000**

3.4 Building Construction - 2030

Unmitigated Construction On-Site

	ROG	NOx	CO	SO2	Fugitive PM10	Exhaust PM10	PM10 Total	Fugitive PM2.5	Exhaust PM2.5	PM2.5 Total	Bio- CO2	NBio- CO2	Total CO2	CH4	N2O	CO2e
Category	lb/day										lb/day					
Off-Road	1.3041	7.9179	16.1313	0.0308		0.1476	0.1476		0.1476	0.1476		2,884.8300	2,884.8300	0.1158		2,887.2617
Total	**1.3041**	**7.9179**	**16.1313**	**0.0308**		**0.1476**	**0.1476**		**0.1476**	**0.1476**		**2,884.8300**	**2,884.8300**	**0.1158**		**2,887.2617**

Unmitigated Construction Off-Site

	ROG	NOx	CO	SO2	Fugitive PM10	Exhaust PM10	PM10 Total	Fugitive PM2.5	Exhaust PM2.5	PM2.5 Total	Bio- CO2	NBio- CO2	Total CO2	CH4	N2O	CO2e
Category	lb/day										lb/day					
Hauling	0.0000	0.0000	0.0000	0.0000	0.0000	0.0000	0.0000	0.0000	0.0000	0.0000		0.0000	0.0000	0.0000		0.0000
Vendor	0.0000	0.0000	0.0000	0.0000	0.0000	0.0000	0.0000	0.0000	0.0000	0.0000		0.0000	0.0000	0.0000		0.0000
Worker	0.0000	0.0000	0.0000	0.0000	0.0000	0.0000	0.0000	0.0000	0.0000	0.0000		0.0000	0.0000	0.0000		0.0000
Total	**0.0000**	**0.0000**	**0.0000**	**0.0000**	**0.0000**	**0.0000**	**0.0000**	**0.0000**	**0.0000**	**0.0000**		**0.0000**	**0.0000**	**0.0000**		**0.0000**

Mitigated Construction On-Site

	ROG	NOx	CO	SO2	Fugitive PM10	Exhaust PM10	PM10 Total	Fugitive PM2.5	Exhaust PM2.5	PM2.5 Total	Bio- CO2	NBio- CO2	Total CO2	CH4	N2O	CO2e
Category	lb/day										lb/day					
Off-Road	1.3041	7.9179	16.1313	0.0308		0.1476	0.1476		0.1476	0.1476	0.0000	2,884.8300	2,884.8300	0.1158		2,887.2617
Total	**1.3041**	**7.9179**	**16.1313**	**0.0308**		**0.1476**	**0.1476**		**0.1476**	**0.1476**	**0.0000**	**2,884.8300**	**2,884.8300**	**0.1158**		**2,887.2617**

Mitigated Construction Off-Site

	ROG	NOx	CO	SO2	Fugitive PM10	Exhaust PM10	PM10 Total	Fugitive PM2.5	Exhaust PM2.5	PM2.5 Total	Bio- CO2	NBio- CO2	Total CO2	CH4	N2O	CO2e
Category	lb/day										lb/day					
Hauling	0.0000	0.0000	0.0000	0.0000	0.0000	0.0000	0.0000	0.0000	0.0000	0.0000		0.0000	0.0000	0.0000		0.0000
Vendor	0.0000	0.0000	0.0000	0.0000	0.0000	0.0000	0.0000	0.0000	0.0000	0.0000		0.0000	0.0000	0.0000		0.0000
Worker	0.0000	0.0000	0.0000	0.0000	0.0000	0.0000	0.0000	0.0000	0.0000	0.0000		0.0000	0.0000	0.0000		0.0000
Total	**0.0000**	**0.0000**	**0.0000**	**0.0000**	**0.0000**	**0.0000**	**0.0000**	**0.0000**	**0.0000**	**0.0000**		**0.0000**	**0.0000**	**0.0000**		**0.0000**

3.4 Building Construction - 2031

Unmitigated Construction On-Site

	ROG	NOx	CO	SO2	Fugitive PM10	Exhaust PM10	PM10 Total	Fugitive PM2.5	Exhaust PM2.5	PM2.5 Total	Bio- CO2	NBio- CO2	Total CO2	CH4	N2O	CO2e
Category	lb/day										lb/day					
Off-Road	1.3041	7.9179	16.1313	0.0308		0.1476	0.1476		0.1476	0.1476		2,884.8300	2,884.8300	0.1158		2,887.2617
Total	**1.3041**	**7.9179**	**16.1313**	**0.0308**		**0.1476**	**0.1476**		**0.1476**	**0.1476**		**2,884.8300**	**2,884.8300**	**0.1158**		**2,887.2617**

Unmitigated Construction Off-Site

	ROG	NOx	CO	SO2	Fugitive PM10	Exhaust PM10	PM10 Total	Fugitive PM2.5	Exhaust PM2.5	PM2.5 Total	Bio- CO2	NBio- CO2	Total CO2	CH4	N2O	CO2e
Category	lb/day										lb/day					

Hauling	0.0000	0.0000	0.0000	0.0000	0.0000	0.0000	0.0000	0.0000	0.0000	0.0000		0.0000	0.0000	0.0000		0.0000
Vendor	0.0000	0.0000	0.0000	0.0000	0.0000	0.0000	0.0000	0.0000	0.0000	0.0000		0.0000	0.0000	0.0000		0.0000
Worker	0.0000	0.0000	0.0000	0.0000	0.0000	0.0000	0.0000	0.0000	0.0000	0.0000		0.0000	0.0000	0.0000		0.0000
Total	**0.0000**	**0.0000**	**0.0000**	**0.0000**	**0.0000**	**0.0000**	**0.0000**	**0.0000**	**0.0000**	**0.0000**		**0.0000**	**0.0000**	**0.0000**		**0.0000**

Mitigated Construction On-Site

	ROG	NOx	CO	SO2	Fugitive PM10	Exhaust PM10	PM10 Total	Fugitive PM2.5	Exhaust PM2.5	PM2.5 Total	Bio- CO2	NBio- CO2	Total CO2	CH4	N2O	CO2e
Category	lb/day										lb/day					
Off-Road	1.3041	7.9179	16.1313	0.0308		0.1476	0.1476		0.1476	0.1476	0.0000	2,884.8300	2,884.8300	0.1158		2,887.2617
Total	**1.3041**	**7.9179**	**16.1313**	**0.0308**		**0.1476**	**0.1476**		**0.1476**	**0.1476**	**0.0000**	**2,884.8300**	**2,884.8300**	**0.1158**		**2,887.2617**

Mitigated Construction Off-Site

	ROG	NOx	CO	SO2	Fugitive PM10	Exhaust PM10	PM10 Total	Fugitive PM2.5	Exhaust PM2.5	PM2.5 Total	Bio- CO2	NBio- CO2	Total CO2	CH4	N2O	CO2e
Category	lb/day										lb/day					
Hauling	0.0000	0.0000	0.0000	0.0000	0.0000	0.0000	0.0000	0.0000	0.0000	0.0000		0.0000	0.0000	0.0000		0.0000
Vendor	0.0000	0.0000	0.0000	0.0000	0.0000	0.0000	0.0000	0.0000	0.0000	0.0000		0.0000	0.0000	0.0000		0.0000
Worker	0.0000	0.0000	0.0000	0.0000	0.0000	0.0000	0.0000	0.0000	0.0000	0.0000		0.0000	0.0000	0.0000		0.0000
Total	**0.0000**	**0.0000**	**0.0000**	**0.0000**	**0.0000**	**0.0000**	**0.0000**	**0.0000**	**0.0000**	**0.0000**		**0.0000**	**0.0000**	**0.0000**		**0.0000**

3.5 Paving - 2031

Unmitigated Construction On-Site

	ROG	NOx	CO	SO2	Fugitive PM10	Exhaust PM10	PM10 Total	Fugitive PM2.5	Exhaust PM2.5	PM2.5 Total	Bio- CO2	NBio- CO2	Total CO2	CH4	N2O	CO2e
Category	lb/day										lb/day					
Off-Road	1.3549	6.9800	15.5192	0.0275		0.3234	0.3234		0.3234	0.3234		2,599.9866	2,599.9866	0.1219		2,602.5460
Paving	0.0000					0.0000	0.0000		0.0000	0.0000			0.0000			0.0000
Total	**1.3549**	**6.9800**	**15.5192**	**0.0275**		**0.3234**	**0.3234**		**0.3234**	**0.3234**		**2,599.9866**	**2,599.9866**	**0.1219**		**2,602.5460**

Unmitigated Construction Off-Site

	ROG	NOx	CO	SO2	Fugitive PM10	Exhaust PM10	PM10 Total	Fugitive PM2.5	Exhaust PM2.5	PM2.5 Total	Bio- CO2	NBio- CO2	Total CO2	CH4	N2O	CO2e
Category	lb/day										lb/day					
Hauling	0.0000	0.0000	0.0000	0.0000	0.0000	0.0000	0.0000	0.0000	0.0000	0.0000		0.0000	0.0000	0.0000		0.0000
Vendor	0.0000	0.0000	0.0000	0.0000	0.0000	0.0000	0.0000	0.0000	0.0000	0.0000		0.0000	0.0000	0.0000		0.0000
Worker	0.0252	0.0283	0.3147	1.5600e-003	0.1232	9.6000e-004	0.1242	0.0327	8.9000e-004	0.0336		98.9995	98.9995	3.7300e-003		99.0779
Total	**0.0252**	**0.0283**	**0.3147**	**1.5600e-003**	**0.1232**	**9.6000e-004**	**0.1242**	**0.0327**	**8.9000e-004**	**0.0336**		**98.9995**	**98.9995**	**3.7300e-003**		**99.0779**

Mitigated Construction On-Site

	ROG	NOx	CO	SO2	Fugitive PM10	Exhaust PM10	PM10 Total	Fugitive PM2.5	Exhaust PM2.5	PM2.5 Total	Bio- CO2	NBio- CO2	Total CO2	CH4	N2O	CO2e
Category	lb/day										lb/day					
Off-Road	1.3549	6.9800	15.5192	0.0275		0.3234	0.3234		0.3234	0.3234	0.0000	2,599.9866	2,599.9866	0.1219		2,602.5460
Paving	0.0000					0.0000	0.0000		0.0000	0.0000			0.0000			0.0000
Total	**1.3549**	**6.9800**	**15.5192**	**0.0275**		**0.3234**	**0.3234**		**0.3234**	**0.3234**	**0.0000**	**2,599.9866**	**2,599.9866**	**0.1219**		**2,602.5460**

Mitigated Construction Off-Site

	ROG	NOx	CO	SO2	Fugitive PM10	Exhaust PM10	PM10 Total	Fugitive PM2.5	Exhaust PM2.5	PM2.5 Total	Bio- CO2	NBio- CO2	Total CO2	CH4	N2O	CO2e
Category	lb/day										lb/day					
Hauling	0.0000	0.0000	0.0000	0.0000	0.0000	0.0000	0.0000	0.0000	0.0000	0.0000		0.0000	0.0000	0.0000		0.0000
Vendor	0.0000	0.0000	0.0000	0.0000	0.0000	0.0000	0.0000	0.0000	0.0000	0.0000		0.0000	0.0000	0.0000		0.0000
Worker	0.0252	0.0283	0.3147	1.5600e-003	0.1232	9.6000e-004	0.1242	0.0327	8.9000e-004	0.0336		98.9995	98.9995	3.7300e-003		99.0779
Total	**0.0252**	**0.0283**	**0.3147**	**1.5600e-003**	**0.1232**	**9.6000e-004**	**0.1242**	**0.0327**	**8.9000e-004**	**0.0336**		**98.9995**	**98.9995**	**3.7300e-003**		**99.0779**

4.0 Operational Detail - Mobile

4.1 Mitigation Measures Mobile

	ROG	NOx	CO	SO2	Fugitive PM10	Exhaust PM10	PM10 Total	Fugitive PM2.5	Exhaust PM2.5	PM2.5 Total	Bio- CO2	NBio- CO2	Total CO2	CH4	N2O	CO2e

Category	lb/day										lb/day					
Mitigated	0.0000	0.0000	0.0000	0.0000	0.0000	0.0000	0.0000	0.0000	0.0000	0.0000		0.0000	0.0000	0.0000		0.0000
Unmitigated	0.0000	0.0000	0.0000	0.0000	0.0000	0.0000	0.0000	0.0000	0.0000	0.0000		0.0000	0.0000	0.0000		0.0000

4.2 Trip Summary Information

	Average Daily Trip Rate			Unmitigated	Mitigated
Land Use	Weekday	Saturday	Sunday	Annual VMT	Annual VMT
User Defined Industrial	0.00	0.00	0.00		
Total	0.00	0.00	0.00		

4.3 Trip Type Information

	Miles			Trip %			Trip Purpose %		
Land Use	H-W or C-W	H-S or C-C	H-O or C-NW	H-W or C-[illegible]	H-S or C-C	H-O or C-NW	Primary	Diverted	Pass-by
User Defined Industrial	9.50	7.30	7.30	0.00	0.00	0.00	0	0	0

LDA	LDT1	LDT2	MDV	LHD1	LHD2	MHD	HHD	OBUS	UBUS	MCY	SBUS	MH
0.509376	0.073655	0.192210	0.135105	0.037177	0.005354	0.012300	0.020284	0.001820	0.002092	0.006537	0.000620	0.003469

5.0 Energy Detail

4.4 Fleet Mix

Historical Energy Use: N

5.1 Mitigation Measures Energy

	ROG	NOx	CO	SO2	Fugitive PM10	Exhaust PM10	PM10 Total	Fugitive PM2.5	Exhaust PM2.5	PM2.5 Total	Bio- CO2	NBio- CO2	Total CO2	CH4	N2O	CO2e
Category	lb/day										lb/day					

NaturalGas Mitigated	0.0000	0.0000	0.0000	0.0000		0.0000	0.0000		0.0000	0.0000		0.0000	0.0000	0.0000	0.0000	0.0000
NaturalGas Unmitigated	0.0000	0.0000	0.0000	0.0000		0.0000	0.0000		0.0000	0.0000		0.0000	0.0000	0.0000	0.0000	0.0000

5.2 Energy by Land Use - NaturalGas

Unmitigated

	NaturalGas Use	ROG	NOx	CO	SO2	Fugitive PM10	Exhaust PM10	PM10 Total	Fugitive PM2.5	Exhaust PM2.5	PM2.5 Total	Bio- CO2	NBio- CO2	Total CO2	CH4	N2O	CO2e
Land Use	kBTU/yr	lb/day										lb/day					
User Defined Industrial	0	0.0000	0.0000	0.0000	0.0000		0.0000	0.0000		0.0000	0.0000		0.0000	0.0000	0.0000	0.0000	0.0000
Total		**0.0000**	**0.0000**	**0.0000**	**0.0000**		**0.0000**	**0.0000**		**0.0000**	**0.0000**		**0.0000**	**0.0000**	**0.0000**	**0.0000**	**0.0000**

Mitigated

	NaturalGas Use	ROG	NOx	CO	SO2	Fugitive PM10	Exhaust PM10	PM10 Total	Fugitive PM2.5	Exhaust PM2.5	PM2.5 Total	Bio- CO2	NBio- CO2	Total CO2	CH4	N2O	CO2e
Land Use	kBTU/yr	lb/day										lb/day					
User Defined Industrial	0	0.0000	0.0000	0.0000	0.0000		0.0000	0.0000		0.0000	0.0000		0.0000	0.0000	0.0000	0.0000	0.0000
Total		**0.0000**	**0.0000**	**0.0000**	**0.0000**		**0.0000**	**0.0000**		**0.0000**	**0.0000**		**0.0000**	**0.0000**	**0.0000**	**0.0000**	**0.0000**

6.0 Area Detail

6.1 Mitigation Measures Area

	ROG	NOx	CO	SO2	Fugitive PM10	Exhaust PM10	PM10 Total	Fugitive PM2.5	Exhaust PM2.5	PM2.5 Total	Bio- CO2	NBio- CO2	Total CO2	CH4	N2O	CO2e
Category	lb/day										lb/day					
Mitigated	1.0000e-005	0.0000	1.1000e-004	0.0000		0.0000	0.0000		0.0000	0.0000		2.2000e-004	2.2000e-004	0.0000		2.3000e-004
Unmitigated	1.0000e-005	0.0000	1.1000e-004	0.0000		0.0000	0.0000		0.0000	0.0000		2.2000e-004	2.2000e-004	0.0000		2.3000e-004

6.2 Area by SubCategory

Unmitigated

	ROG	NOx	CO	SO2	Fugitive PM10	Exhaust PM10	PM10 Total	Fugitive PM2.5	Exhaust PM2.5	PM2.5 Total	Bio- CO2	NBio- CO2	Total CO2	CH4	N2O	CO2e
SubCategory	lb/day										lb/day					
Consumer Products	0.0000					0.0000	0.0000		0.0000	0.0000			0.0000			0.0000
Landscaping	1.0000e-005	0.0000	1.1000e-004	0.0000		0.0000	0.0000		0.0000	0.0000		2.2000e-004	2.2000e-004	0.0000		2.3000e-004
Architectural Coating	0.0000					0.0000	0.0000		0.0000	0.0000			0.0000			0.0000
Total	**1.0000e-005**	**0.0000**	**1.1000e-004**	**0.0000**		**0.0000**	**0.0000**		**0.0000**	**0.0000**		**2.2000e-004**	**2.2000e-004**	**0.0000**		**2.3000e-004**

Mitigated

	ROG	NOx	CO	SO2	Fugitive PM10	Exhaust PM10	PM10 Total	Fugitive PM2.5	Exhaust PM2.5	PM2.5 Total	Bio- CO2	NBio- CO2	Total CO2	CH4	N2O	CO2e

SubCategory	lb/day										lb/day					
Consumer Products	0.0000					0.0000	0.0000		0.0000	0.0000			0.0000			0.0000
Landscaping	1.0000e-005	0.0000	1.1000e-004	0.0000		0.0000	0.0000		0.0000	0.0000		2.2000e-004	2.2000e-004	0.0000		2.3000e-004
Architectural Coating	0.0000					0.0000	0.0000		0.0000	0.0000			0.0000			0.0000
Total	**1.0000e-005**	**0.0000**	**1.1000e-004**	**0.0000**		**0.0000**	**0.0000**		**0.0000**	**0.0000**		**2.2000e-004**	**2.2000e-004**	**0.0000**		**2.3000e-004**

7.0 Water Detail

7.1 Mitigation Measures Water

8.0 Waste Detail

8.1 Mitigation Measures Waste

9.0 Operational Offroad

Equipment Type	Number	Hours/Day	Days/Year	Horse Power	Load Factor	Fuel Type

10.0 Vegetation

SB SDG&E Improvements

San Diego County, Summer

1.0 Project Characteristics

1.1 Land Usage

Land Uses	Size	Metric	Lot Acreage	Floor Surface Area	Population
User Defined Industrial	1.00	User Defined Unit	5.00	0.00	0

1.2 Other Project Characteristics

Urbanization	Urban	**Wind Speed (m/s)**	2.6	**Precipitation Freq (Days)**	40
Climate Zone	13			**Operational Year**	2030
Utility Company	San Diego Gas & Electric				
CO2 Intensity (lb/MWhr)	720.49	**CH4 Intensity (lb/MWhr)**	0.029	**N2O Intensity (lb/MWhr)**	0.006

1.3 User Entered Comments & Non-Default Data

Project Characteristics -

Land Use - project specific lot acreage

Construction Phase - project specific schedule

Off-road Equipment - project specific equipment

Off-road Equipment - project specific equipment

Off-road Equipment - project specific equipment

Trips and VMT - assumed CalEEMod default of 1.25 workers per equipment for installation

Grading - project site size

Table Name	Column Name	Default Value	New Value
tblConstructionPhase	NumDays	230.00	315.00
tblConstructionPhase	NumDays	8.00	300.00

tblConstructionPhase	NumDays	18.00	30.00
tblConstructionPhase	PhaseEndDate	12/8/2031	12/5/2031
tblConstructionPhase	PhaseEndDate	1/16/2032	1/15/2032
tblConstructionPhase	PhaseStartDate	9/24/2030	9/23/2030
tblConstructionPhase	PhaseStartDate	12/6/2031	12/5/2031
tblGrading	AcresOfGrading	0.00	5.00
tblGrading	MaterialExported	0.00	160.00
tblLandUse	LotAcreage	0.00	5.00
tblOffRoadEquipment	OffRoadEquipmentUnitAmount	3.00	1.00
tblOffRoadEquipment	OffRoadEquipmentUnitAmount	2.00	1.00
tblOffRoadEquipment	OffRoadEquipmentUnitAmount	2.00	1.00
tblOffRoadEquipment	OffRoadEquipmentUnitAmount	2.00	1.00
tblOffRoadEquipment	OffRoadEquipmentUnitAmount	3.00	2.00
tblOffRoadEquipment	OffRoadEquipmentUnitAmount	3.00	2.00
tblOffRoadEquipment	OffRoadEquipmentUnitAmount	1.00	2.00
tblProjectCharacteristics	OperationalYear	2014	2030
tblTripsAndVMT	HaulingTripNumber	20.00	3,000.00
tblTripsAndVMT	VendorTripNumber	0.00	6.00
tblTripsAndVMT	VendorTripNumber	0.00	6.00
tblTripsAndVMT	VendorTripNumber	0.00	2.00
tblTripsAndVMT	WorkerTripNumber	0.00	18.00

2.0 Emissions Summary

2.1 Overall Construction (Maximum Daily Emission)

Unmitigated Construction

	ROG	NOx	CO	SO2	Fugitive PM10	Exhaust PM10	PM10 Total	Fugitive PM2.5	Exhaust PM2.5	PM2.5 Total	Bio- CO2	NBio- CO2	Total CO2	CH4	N2O	CO2e
Year	lb/day										lb/day					

2029	1.2846	11.2053	15.2524	0.0303	6.5645	0.4764	7.0409	3.4491	0.4383	3.8874	0.0000	2,873.3982	2,873.3982	0.6484	0.0000	2,887.0137
2030	2.5482	14.3034	27.0782	0.0625	6.6004	0.3543	6.9547	3.4624	0.3509	3.8133	0.0000	5,925.2987	5,925.2987	0.2183	0.0000	5,929.8837
2031	1.9070	11.0533	22.1576	0.0446	0.2667	0.3042	0.5709	0.0718	0.3036	0.3754	0.0000	4,068.6575	4,068.6575	0.1701	0.0000	4,072.2285
2032	0.7020	3.5739	8.0631	0.0150	0.0790	0.1639	0.2429	0.0212	0.1637	0.1849	0.0000	1,396.6625	1,396.6625	0.0632	0.0000	1,397.9899
Total	**6.4418**	**40.1358**	**72.5512**	**0.1524**	**13.5106**	**1.2987**	**14.8093**	**7.0046**	**1.2564**	**8.2610**	**0.0000**	**14,264.0169**	**14,264.0169**	**1.1000**	**0.0000**	**14,287.1157**

Mitigated Construction

	ROG	NOx	CO	SO2	Fugitive PM10	Exhaust PM10	PM10 Total	Fugitive PM2.5	Exhaust PM2.5	PM2.5 Total	Bio- CO2	NBio- CO2	Total CO2	CH4	N2O	CO2e
Year	lb/day										lb/day					
2029	1.2846	11.2053	15.2524	0.0303	6.5645	0.4764	7.0409	3.4491	0.4383	3.8874	0.0000	2,873.3982	2,873.3982	0.6484	0.0000	2,887.0137
2030	2.5482	14.3034	27.0782	0.0625	6.6004	0.3543	6.9547	3.4624	0.3509	3.8133	0.0000	5,925.2987	5,925.2987	0.2183	0.0000	5,929.8837
2031	1.9070	11.0533	22.1576	0.0446	0.2667	0.3042	0.5709	0.0718	0.3036	0.3754	0.0000	4,068.6575	4,068.6575	0.1701	0.0000	4,072.2285
2032	0.7020	3.5739	8.0631	0.0150	0.0790	0.1639	0.2429	0.0212	0.1637	0.1849	0.0000	1,396.6625	1,396.6625	0.0632	0.0000	1,397.9899
Total	**6.4418**	**40.1358**	**72.5512**	**0.1524**	**13.5106**	**1.2987**	**14.8093**	**7.0046**	**1.2564**	**8.2610**	**0.0000**	**14,264.0169**	**14,264.0169**	**1.1000**	**0.0000**	**14,287.1157**

	ROG	**NOx**	**CO**	**SO2**	**Fugitive PM10**	**Exhaust PM10**	**PM10 Total**	**Fugitive PM2.5**	**Exhaust PM2.5**	**PM2.5 Total**	**Bio- CO2**	**NBio-CO2**	**Total CO2**	**CH4**	**N20**	**CO2e**
Percent Reduction	**0.00**	**0.00**	**0.00**	**0.00**	**0.00**	**0.00**	**0.00**	**0.00**	**0.00**	**0.00**	**0.00**	**0.00**	**0.00**	**0.00**	**0.00**	**0.00**

2.2 Overall Operational

Unmitigated Operational

	ROG	NOx	CO	SO2	Fugitive PM10	Exhaust PM10	PM10 Total	Fugitive PM2.5	Exhaust PM2.5	PM2.5 Total	Bio- CO2	NBio- CO2	Total CO2	CH4	N2O	CO2e
Category	lb/day										lb/day					
Area	1.0000e-005	0.0000	1.0000e-004	0.0000		0.0000	0.0000		0.0000	0.0000		2.2000e-004	2.2000e-004	0.0000		2.3000e-004
Energy	0.0000	0.0000	0.0000	0.0000		0.0000	0.0000		0.0000	0.0000		0.0000	0.0000	0.0000	0.0000	0.0000
Mobile	0.0000	0.0000	0.0000	0.0000	0.0000	0.0000	0.0000	0.0000	0.0000	0.0000		0.0000	0.0000	0.0000		0.0000
Total	**1.0000e-005**	**0.0000**	**1.0000e-004**	**0.0000**	**0.0000**	**0.0000**	**0.0000**	**0.0000**	**0.0000**	**0.0000**		**2.2000e-004**	**2.2000e-004**	**0.0000**	**0.0000**	**2.3000e-004**

Mitigated Operational

	ROG	NOx	CO	SO2	Fugitive PM10	Exhaust PM10	PM10 Total	Fugitive PM2.5	Exhaust PM2.5	PM2.5 Total	Bio- CO2	NBio- CO2	Total CO2	CH4	N2O	CO2e
Category	lb/day										lb/day					
Area	1.0000e-005	0.0000	1.0000e-004	0.0000		0.0000	0.0000		0.0000	0.0000		2.2000e-004	2.2000e-004	0.0000		2.3000e-004
Energy	0.0000	0.0000	0.0000	0.0000		0.0000	0.0000		0.0000	0.0000		0.0000	0.0000	0.0000	0.0000	0.0000
Mobile	0.0000	0.0000	0.0000	0.0000	0.0000	0.0000	0.0000	0.0000	0.0000	0.0000		0.0000	0.0000	0.0000		0.0000
Total	**1.0000e-005**	**0.0000**	**1.0000e-004**	**0.0000**	**0.0000**	**0.0000**	**0.0000**	**0.0000**	**0.0000**	**0.0000**		**2.2000e-004**	**2.2000e-004**	**0.0000**	**0.0000**	**2.3000e-004**

	ROG	**NOx**	**CO**	**SO2**	**Fugitive PM10**	**Exhaust PM10**	**PM10 Total**	**Fugitive PM2.5**	**Exhaust PM2.5**	**PM2.5 Total**	**Bio- CO2**	**NBio-CO2**	**Total CO2**	**CH4**	**N20**	**CO2e**
Percent Reduction	**0.00**	**0.00**	**0.00**	**0.00**	**0.00**	**0.00**	**0.00**	**0.00**	**0.00**	**0.00**	**0.00**	**0.00**	**0.00**	**0.00**	**0.00**	**0.00**

3.0 Construction Detail

Construction Phase

Phase Number	Phase Name	Phase Type	Start Date	End Date	Num Days Week	Num Days	Phase Description
1	Trenching	Grading	7/31/2029	9/23/2030	5	300	
2	Installation	Building Construction	9/23/2030	12/5/2031	5	315	
3	Paving	Paving	12/5/2031	1/15/2032	5	30	

Acres of Grading (Site Preparation Phase): 0

Acres of Grading (Grading Phase): 0

Acres of Paving: 0

Residential Indoor: 0; Residential Outdoor: 0; Non-Residential Indoor: 0; Non-Residential Outdoor: 0 (Architectural Coating – sqft)

OffRoad Equipment

Phase Name	Offroad Equipment Type	Amount	Usage Hours	Horse Power	Load Factor
Trenching	Excavators	1	8.00	162	0.38
Trenching	Rubber Tired Dozers	1	8.00	255	0.40
Trenching	Tractors/Loaders/Backhoes	2	8.00	97	0.37
Installation	Cranes	1	7.00	226	0.29
Installation	Forklifts	1	8.00	89	0.20
Installation	Generator Sets	1	8.00	84	0.74
Installation	Tractors/Loaders/Backhoes	2	7.00	97	0.37
Installation	Welders	2	8.00	46	0.45
Paving	Pavers	1	8.00	125	0.42
Paving	Paving Equipment	1	8.00	130	0.36
Paving	Rollers	1	8.00	80	0.38

Trips and VMT

Phase Name	Offroad Equipment Count	Worker Trip Number	Vendor Trip Number	Hauling Trip Number	Worker Trip Length	Vendor Trip Length	Hauling Trip Length	Worker Vehicle Class	Vendor Vehicle Class	Hauling Vehicle Class
Trenching	4	10.00	6.00	3,000.00	10.80	7.30	20.00	LD_Mix	HDT_Mix	HHDT
Installation	7	18.00	6.00	0.00	10.80	7.30	20.00	LD_Mix	HDT_Mix	HHDT

Paving	3	8.00	2.00	0.00	10.80	7.30	20.00	LD_Mix	HDT_Mix	HHDT

3.1 Mitigation Measures Construction

3.2 Trenching - 2029

Unmitigated Construction On-Site

	ROG	NOx	CO	SO2	Fugitive PM10	Exhaust PM10	PM10 Total	Fugitive PM2.5	Exhaust PM2.5	PM2.5 Total	Bio- CO2	NBio- CO2	Total CO2	CH4	N2O	CO2e
Category	lb/day										lb/day					
Fugitive Dust					6.0398	0.0000	6.0398	3.3122	0.0000	3.3122			0.0000			0.0000
Off-Road	1.0955	9.9845	13.1243	0.0204		0.4406	0.4406		0.4053	0.4053		1,978.9887	1,978.9887	0.6401		1,992.4296
Total	**1.0955**	**9.9845**	**13.1243**	**0.0204**	**6.0398**	**0.4406**	**6.4804**	**3.3122**	**0.4053**	**3.7175**		**1,978.9887**	**1,978.9887**	**0.6401**		**1,992.4296**

Unmitigated Construction Off-Site

	ROG	NOx	CO	SO2	Fugitive PM10	Exhaust PM10	PM10 Total	Fugitive PM2.5	Exhaust PM2.5	PM2.5 Total	Bio- CO2	NBio- CO2	Total CO2	CH4	N2O	CO2e
Category	lb/day										lb/day					
Hauling	0.1359	0.9911	1.4860	7.3900e-003	0.4027	0.0302	0.4329	0.1038	0.0278	0.1316		695.4599	695.4599	4.8200e-003		695.5611
Vendor	0.0354	0.2098	0.4225	1.4100e-003	0.0398	4.9700e-003	0.0448	0.0114	4.5700e-003	0.0159		132.2480	132.2480	9.2000e-004		132.2673
Worker	0.0178	0.0199	0.2196	1.0400e-003	0.0822	6.3000e-004	0.0828	0.0218	5.9000e-004	0.0224		66.7017	66.7017	2.5700e-003		66.7557
Total	**0.1891**	**1.2207**	**2.1281**	**9.8400e-003**	**0.5247**	**0.0358**	**0.5605**	**0.1370**	**0.0330**	**0.1699**		**894.4095**	**894.4095**	**8.3100e-003**		**894.5841**

Mitigated Construction On-Site

	ROG	NOx	CO	SO2	Fugitive PM10	Exhaust PM10	PM10 Total	Fugitive PM2.5	Exhaust PM2.5	PM2.5 Total	Bio- CO2	NBio- CO2	Total CO2	CH4	N2O	CO2e
Category	lb/day										lb/day					
Fugitive Dust					6.0398	0.0000	6.0398	3.3122	0.0000	3.3122			0.0000			0.0000
Off-Road	1.0955	9.9845	13.1243	0.0204		0.4406	0.4406		0.4053	0.4053	0.0000	1,978.9887	1,978.9887	0.6401		1,992.4296
Total	**1.0955**	**9.9845**	**13.1243**	**0.0204**	**6.0398**	**0.4406**	**6.4804**	**3.3122**	**0.4053**	**3.7175**	**0.0000**	**1,978.9887**	**1,978.9887**	**0.6401**		**1,992.4296**

Mitigated Construction Off-Site

	ROG	NOx	CO	SO2	Fugitive PM10	Exhaust PM10	PM10 Total	Fugitive PM2.5	Exhaust PM2.5	PM2.5 Total	Bio- CO2	NBio- CO2	Total CO2	CH4	N2O	CO2e
Category	lb/day										lb/day					
Hauling	0.1359	0.9911	1.4860	7.3900e-003	0.4027	0.0302	0.4329	0.1038	0.0278	0.1316		695.4599	695.4599	4.8200e-003		695.5611
Vendor	0.0354	0.2098	0.4225	1.4100e-003	0.0398	4.9700e-003	0.0448	0.0114	4.5700e-003	0.0159		132.2480	132.2480	9.2000e-004		132.2673
Worker	0.0178	0.0199	0.2196	1.0400e-003	0.0822	6.3000e-004	0.0828	0.0218	5.9000e-004	0.0224		66.7017	66.7017	2.5700e-003		66.7557
Total	**0.1891**	**1.2207**	**2.1281**	**9.8400e-003**	**0.5247**	**0.0358**	**0.5605**	**0.1370**	**0.0330**	**0.1699**		**894.4095**	**894.4095**	**8.3100e-003**		**894.5841**

3.2 Trenching - 2030

Unmitigated Construction On-Site

	ROG	NOx	CO	SO2	Fugitive PM10	Exhaust PM10	PM10 Total	Fugitive PM2.5	Exhaust PM2.5	PM2.5 Total	Bio- CO2	NBio- CO2	Total CO2	CH4	N2O	CO2e

Category	lb/day										lb/day					
Fugitive Dust					6.0398	0.0000	6.0398	3.3122	0.0000	3.3122			0.0000			0.0000
Off-Road	1.1549	5.6087	10.8611	0.0231		0.1781	0.1781		0.1781	0.1781		2,358.8313	2,358.8313	0.1032		2,360.9982
Total	**1.1549**	**5.6087**	**10.8611**	**0.0231**	**6.0398**	**0.1781**	**6.2179**	**3.3122**	**0.1781**	**3.4902**		**2,358.8313**	**2,358.8313**	**0.1032**		**2,360.9982**

Unmitigated Construction Off-Site

	ROG	NOx	CO	SO2	Fugitive PM10	Exhaust PM10	PM10 Total	Fugitive PM2.5	Exhaust PM2.5	PM2.5 Total	Bio- CO2	NBio- CO2	Total CO2	CH4	N2O	CO2e
Category	lb/day										lb/day					
Hauling	0.1353	0.9862	1.4829	7.3900e-003	0.2509	0.0302	0.2811	0.0665	0.0278	0.0943		695.5214	695.5214	4.8200e-003		695.6226
Vendor	0.0350	0.2087	0.4196	1.4100e-003	0.0398	4.9700e-003	0.0448	0.0114	4.5700e-003	0.0159		132.2630	132.2630	9.2000e-004		132.2823
Worker	0.0173	0.0194	0.2141	1.0400e-003	0.0822	6.4000e-004	0.0828	0.0218	5.9000e-004	0.0224		66.3201	66.3201	2.5300e-003		66.3731
Total	**0.1875**	**1.2142**	**2.1166**	**9.8400e-003**	**0.3729**	**0.0358**	**0.4087**	**0.0997**	**0.0330**	**0.1326**		**894.1044**	**894.1044**	**8.2700e-003**		**894.2780**

Mitigated Construction On-Site

	ROG	NOx	CO	SO2	Fugitive PM10	Exhaust PM10	PM10 Total	Fugitive PM2.5	Exhaust PM2.5	PM2.5 Total	Bio- CO2	NBio- CO2	Total CO2	CH4	N2O	CO2e
Category	lb/day										lb/day					
Fugitive Dust					6.0398	0.0000	6.0398	3.3122	0.0000	3.3122			0.0000			0.0000
Off-Road	1.1549	5.6087	10.8611	0.0231		0.1781	0.1781		0.1781	0.1781	0.0000	2,358.8313	2,358.8313	0.1032		2,360.9982

Total	**1.1549**	**5.6087**	**10.8611**	**0.0231**	**6.0398**	**0.1781**	**6.2179**	**3.3122**	**0.1781**	**3.4902**	**0.0000**	**2,358.8313**	**2,358.8313**	**0.1032**		**2,360.9982**

Mitigated Construction Off-Site

	ROG	NOx	CO	SO2	Fugitive PM10	Exhaust PM10	PM10 Total	Fugitive PM2.5	Exhaust PM2.5	PM2.5 Total	Bio- CO2	NBio- CO2	Total CO2	CH4	N2O	CO2e
Category	lb/day										lb/day					
Hauling	0.1353	0.9862	1.4829	7.3900e-003	0.2509	0.0302	0.2811	0.0665	0.0278	0.0943		695.5214	695.5214	4.8200e-003		695.6226
Vendor	0.0350	0.2087	0.4196	1.4100e-003	0.0398	4.9700e-003	0.0448	0.0114	4.5700e-003	0.0159		132.2630	132.2630	9.2000e-004		132.2823
Worker	0.0173	0.0194	0.2141	1.0400e-003	0.0822	6.4000e-004	0.0828	0.0218	5.9000e-004	0.0224		66.3201	66.3201	2.5300e-003		66.3731
Total	**0.1875**	**1.2142**	**2.1166**	**9.8400e-003**	**0.3729**	**0.0358**	**0.4087**	**0.0997**	**0.0330**	**0.1326**		**894.1044**	**894.1044**	**8.2700e-003**		**894.2780**

3.3 Installation - 2030

Unmitigated Construction On-Site

	ROG	NOx	CO	SO2	Fugitive PM10	Exhaust PM10	PM10 Total	Fugitive PM2.5	Exhaust PM2.5	PM2.5 Total	Bio- CO2	NBio- CO2	Total CO2	CH4	N2O	CO2e
Category	lb/day										lb/day					
Off-Road	1.1397	7.2370	13.2956	0.0263		0.1342	0.1342		0.1342	0.1342		2,420.7238	2,420.7238	0.1014		2,422.8535
Total	**1.1397**	**7.2370**	**13.2956**	**0.0263**		**0.1342**	**0.1342**		**0.1342**	**0.1342**		**2,420.7238**	**2,420.7238**	**0.1014**		**2,422.8535**

Unmitigated Construction Off-Site

	ROG	NOx	CO	SO2	Fugitive PM10	Exhaust PM10	PM10 Total	Fugitive PM2.5	Exhaust PM2.5	PM2.5 Total	Bio- CO2	NBio- CO2	Total CO2	CH4	N2O	CO2e
Category	lb/day										lb/day					
Hauling	0.0000	0.0000	0.0000	0.0000	0.0000	0.0000	0.0000	0.0000	0.0000	0.0000		0.0000	0.0000	0.0000		0.0000
Vendor	0.0350	0.2087	0.4196	1.4100e-003	0.0398	4.9700e-003	0.0448	0.0114	4.5700e-003	0.0159		132.2630	132.2630	9.2000e-004		132.2823
Worker	0.0311	0.0349	0.3854	1.8800e-003	0.1479	1.1400e-003	0.1490	0.0392	1.0600e-003	0.0403		119.3762	119.3762	4.5500e-003		119.4717
Total	**0.0660**	**0.2436**	**0.8050**	**3.2900e-003**	**0.1877**	**6.1100e-003**	**0.1938**	**0.0506**	**5.6300e-003**	**0.0562**		**251.6391**	**251.6391**	**5.4700e-003**		**251.7540**

Mitigated Construction On-Site

	ROG	NOx	CO	SO2	Fugitive PM10	Exhaust PM10	PM10 Total	Fugitive PM2.5	Exhaust PM2.5	PM2.5 Total	Bio- CO2	NBio- CO2	Total CO2	CH4	N2O	CO2e
Category	lb/day										lb/day					
Off-Road	1.1397	7.2370	13.2956	0.0263		0.1342	0.1342		0.1342	0.1342	0.0000	2,420.7238	2,420.7238	0.1014		2,422.8535
Total	**1.1397**	**7.2370**	**13.2956**	**0.0263**		**0.1342**	**0.1342**		**0.1342**	**0.1342**	**0.0000**	**2,420.7238**	**2,420.7238**	**0.1014**		**2,422.8535**

Mitigated Construction Off-Site

	ROG	NOx	CO	SO2	Fugitive PM10	Exhaust PM10	PM10 Total	Fugitive PM2.5	Exhaust PM2.5	PM2.5 Total	Bio- CO2	NBio- CO2	Total CO2	CH4	N2O	CO2e
Category	lb/day										lb/day					

Hauling	0.0000	0.0000	0.0000	0.0000	0.0000	0.0000	0.0000	0.0000	0.0000	0.0000		0.0000	0.0000	0.0000		0.0000
Vendor	0.0350	0.2087	0.4196	1.4100e-003	0.0398	4.9700e-003	0.0448	0.0114	4.5700e-003	0.0159		132.2630	132.2630	9.2000e-004		132.2823
Worker	0.0311	0.0349	0.3854	1.8800e-003	0.1479	1.1400e-003	0.1490	0.0392	1.0600e-003	0.0403		119.3762	119.3762	4.5500e-003		119.4717
Total	**0.0660**	**0.2436**	**0.8050**	**3.2900e-003**	**0.1877**	**6.1100e-003**	**0.1938**	**0.0506**	**5.6300e-003**	**0.0562**		**251.6391**	**251.6391**	**5.4700e-003**		**251.7540**

3.3 Installation - 2031

Unmitigated Construction On-Site

	ROG	NOx	CO	SO2	Fugitive PM10	Exhaust PM10	PM10 Total	Fugitive PM2.5	Exhaust PM2.5	PM2.5 Total	Bio- CO2	NBio- CO2	Total CO2	CH4	N2O	CO2e
Category	lb/day										lb/day					
Off-Road	1.1397	7.2370	13.2956	0.0263		0.1342	0.1342		0.1342	0.1342		2,420.7238	2,420.7238	0.1014		2,422.8535
Total	**1.1397**	**7.2370**	**13.2956**	**0.0263**		**0.1342**	**0.1342**		**0.1342**	**0.1342**		**2,420.7238**	**2,420.7238**	**0.1014**		**2,422.8535**

Unmitigated Construction Off-Site

	ROG	NOx	CO	SO2	Fugitive PM10	Exhaust PM10	PM10 Total	Fugitive PM2.5	Exhaust PM2.5	PM2.5 Total	Bio- CO2	NBio- CO2	Total CO2	CH4	N2O	CO2e
Category	lb/day										lb/day					
Hauling	0.0000	0.0000	0.0000	0.0000	0.0000	0.0000	0.0000	0.0000	0.0000	0.0000		0.0000	0.0000	0.0000		0.0000
Vendor	0.0347	0.2079	0.4177	1.4100e-003	0.0398	4.9700e-003	0.0448	0.0114	4.5800e-003	0.0159		132.2559	132.2559	9.2000e-004		132.2753
Worker	0.0302	0.0340	0.3776	1.8800e-003	0.1479	1.1500e-003	0.1490	0.0392	1.0600e-003	0.0403		118.7994	118.7994	4.4800e-003		118.8935
Total	**0.0649**	**0.2419**	**0.7953**	**3.2900e-003**	**0.1877**	**6.1200e-003**	**0.1938**	**0.0506**	**5.6400e-003**	**0.0562**		**251.0553**	**251.0553**	**5.4000e-003**		**251.1687**

Mitigated Construction On-Site

	ROG	NOx	CO	SO2	Fugitive PM10	Exhaust PM10	PM10 Total	Fugitive PM2.5	Exhaust PM2.5	PM2.5 Total	Bio- CO2	NBio- CO2	Total CO2	CH4	N2O	CO2e
Category	lb/day										lb/day					
Off-Road	1.1397	7.2370	13.2956	0.0263		0.1342	0.1342		0.1342	0.1342	0.0000	2,420.7238	2,420.7238	0.1014		2,422.8535
Total	**1.1397**	**7.2370**	**13.2956**	**0.0263**		**0.1342**	**0.1342**		**0.1342**	**0.1342**	**0.0000**	**2,420.7238**	**2,420.7238**	**0.1014**		**2,422.8535**

Mitigated Construction Off-Site

	ROG	NOx	CO	SO2	Fugitive PM10	Exhaust PM10	PM10 Total	Fugitive PM2.5	Exhaust PM2.5	PM2.5 Total	Bio- CO2	NBio- CO2	Total CO2	CH4	N2O	CO2e
Category	lb/day										lb/day					
Hauling	0.0000	0.0000	0.0000	0.0000	0.0000	0.0000	0.0000	0.0000	0.0000	0.0000		0.0000	0.0000	0.0000		0.0000
Vendor	0.0347	0.2079	0.4177	1.4100e-003	0.0398	4.9700e-003	0.0448	0.0114	4.5800e-003	0.0159		132.2559	132.2559	9.2000e-004		132.2753
Worker	0.0302	0.0340	0.3776	1.8800e-003	0.1479	1.1500e-003	0.1490	0.0392	1.0600e-003	0.0403		118.7994	118.7994	4.4800e-003		118.8935
Total	**0.0649**	**0.2419**	**0.7953**	**3.2900e-003**	**0.1877**	**6.1200e-003**	**0.1938**	**0.0506**	**5.6400e-003**	**0.0562**		**251.0553**	**251.0553**	**5.4000e-003**		**251.1687**

3.4 Paving - 2031

Unmitigated Construction On-Site

	ROG	NOx	CO	SO2	Fugitive PM10	Exhaust PM10	PM10 Total	Fugitive PM2.5	Exhaust PM2.5	PM2.5 Total	Bio- CO2	NBio- CO2	Total CO2	CH4	N2O	CO2e
Category	lb/day										lb/day					
Off-Road	0.6775	3.4900	7.7596	0.0137		0.1617	0.1617		0.1617	0.1617		1,299.9933	1,299.9933	0.0609		1,301.2730
Paving	0.0000					0.0000	0.0000		0.0000	0.0000			0.0000			0.0000
Total	**0.6775**	**3.4900**	**7.7596**	**0.0137**		**0.1617**	**0.1617**		**0.1617**	**0.1617**		**1,299.9933**	**1,299.9933**	**0.0609**		**1,301.2730**

Unmitigated Construction Off-Site

	ROG	NOx	CO	SO2	Fugitive PM10	Exhaust PM10	PM10 Total	Fugitive PM2.5	Exhaust PM2.5	PM2.5 Total	Bio- CO2	NBio- CO2	Total CO2	CH4	N2O	CO2e
Category	lb/day										lb/day					
Hauling	0.0000	0.0000	0.0000	0.0000	0.0000	0.0000	0.0000	0.0000	0.0000	0.0000		0.0000	0.0000	0.0000		0.0000
Vendor	0.0116	0.0693	0.1392	4.7000e-004	0.0133	1.6600e-003	0.0149	3.7900e-003	1.5300e-003	5.3100e-003		44.0853	44.0853	3.1000e-004		44.0918
Worker	0.0134	0.0151	0.1678	8.3000e-004	0.0657	5.1000e-004	0.0662	0.0174	4.7000e-004	0.0179		52.7997	52.7997	1.9900e-003		52.8415
Total	**0.0250**	**0.0844**	**0.3071**	**1.3000e-003**	**0.0790**	**2.1700e-003**	**0.0812**	**0.0212**	**2.0000e-003**	**0.0232**		**96.8851**	**96.8851**	**2.3000e-003**		**96.9333**

Mitigated Construction On-Site

	ROG	NOx	CO	SO2	Fugitive PM10	Exhaust PM10	PM10 Total	Fugitive PM2.5	Exhaust PM2.5	PM2.5 Total	Bio- CO2	NBio- CO2	Total CO2	CH4	N2O	CO2e
Category	lb/day										lb/day					
Off-Road	0.6775	3.4900	7.7596	0.0137		0.1617	0.1617		0.1617	0.1617	0.0000	1,299.9933	1,299.9933	0.0609		1,301.2730

Paving	0.0000					0.0000	0.0000		0.0000	0.0000			0.0000			0.0000
Total	**0.6775**	**3.4900**	**7.7596**	**0.0137**		**0.1617**	**0.1617**		**0.1617**	**0.1617**	**0.0000**	**1,299.9933**	**1,299.9933**	**0.0609**		**1,301.2730**

Mitigated Construction Off-Site

	ROG	NOx	CO	SO2	Fugitive PM10	Exhaust PM10	PM10 Total	Fugitive PM2.5	Exhaust PM2.5	PM2.5 Total	Bio- CO2	NBio- CO2	Total CO2	CH4	N2O	CO2e
Category	lb/day										lb/day					
Hauling	0.0000	0.0000	0.0000	0.0000	0.0000	0.0000	0.0000	0.0000	0.0000	0.0000		0.0000	0.0000	0.0000		0.0000
Vendor	0.0116	0.0693	0.1392	4.7000e-004	0.0133	1.6600e-003	0.0149	3.7900e-003	1.5300e-003	5.3100e-003		44.0853	44.0853	3.1000e-004		44.0918
Worker	0.0134	0.0151	0.1678	8.3000e-004	0.0657	5.1000e-004	0.0662	0.0174	4.7000e-004	0.0179		52.7997	52.7997	1.9900e-003		52.8415
Total	**0.0250**	**0.0844**	**0.3071**	**1.3000e-003**	**0.0790**	**2.1700e-003**	**0.0812**	**0.0212**	**2.0000e-003**	**0.0232**		**96.8851**	**96.8851**	**2.3000e-003**		**96.9333**

3.4 Paving - 2032

Unmitigated Construction On-Site

	ROG	NOx	CO	SO2	Fugitive PM10	Exhaust PM10	PM10 Total	Fugitive PM2.5	Exhaust PM2.5	PM2.5 Total	Bio- CO2	NBio- CO2	Total CO2	CH4	N2O	CO2e
Category	lb/day										lb/day					
Off-Road	0.6775	3.4900	7.7596	0.0137		0.1617	0.1617		0.1617	0.1617		1,299.9933	1,299.9933	0.0609		1,301.2730
Paving	0.0000					0.0000	0.0000		0.0000	0.0000			0.0000			0.0000
Total	**0.6775**	**3.4900**	**7.7596**	**0.0137**		**0.1617**	**0.1617**		**0.1617**	**0.1617**		**1,299.9933**	**1,299.9933**	**0.0609**		**1,301.2730**

Unmitigated Construction Off-Site

	ROG	NOx	CO	SO2	Fugitive PM10	Exhaust PM10	PM10 Total	Fugitive PM2.5	Exhaust PM2.5	PM2.5 Total	Bio- CO2	NBio- CO2	Total CO2	CH4	N2O	CO2e
Category	lb/day										lb/day					
Hauling	0.0000	0.0000	0.0000	0.0000	0.0000	0.0000	0.0000	0.0000	0.0000	0.0000		0.0000	0.0000	0.0000		0.0000
Vendor	0.0115	0.0691	0.1387	4.7000e-004	0.0133	1.6600e-003	0.0149	3.7900e-003	1.5300e-003	5.3100e-003		44.0834	44.0834	3.1000e-004		44.0898
Worker	0.0131	0.0148	0.1648	8.3000e-004	0.0657	5.1000e-004	0.0662	0.0174	4.7000e-004	0.0179		52.5859	52.5859	1.9600e-003		52.6271
Total	**0.0245**	**0.0839**	**0.3035**	**1.3000e-003**	**0.0790**	**2.1700e-003**	**0.0812**	**0.0212**	**2.0000e-003**	**0.0232**		**96.6692**	**96.6692**	**2.2700e-003**		**96.7169**

Mitigated Construction On-Site

	ROG	NOx	CO	SO2	Fugitive PM10	Exhaust PM10	PM10 Total	Fugitive PM2.5	Exhaust PM2.5	PM2.5 Total	Bio- CO2	NBio- CO2	Total CO2	CH4	N2O	CO2e
Category	lb/day										lb/day					
Off-Road	0.6775	3.4900	7.7596	0.0137		0.1617	0.1617		0.1617	0.1617	0.0000	1,299.9933	1,299.9933	0.0609		1,301.2730
Paving	0.0000					0.0000	0.0000		0.0000	0.0000			0.0000			0.0000
Total	**0.6775**	**3.4900**	**7.7596**	**0.0137**		**0.1617**	**0.1617**		**0.1617**	**0.1617**	**0.0000**	**1,299.9933**	**1,299.9933**	**0.0609**		**1,301.2730**

Mitigated Construction Off-Site

	ROG	NOx	CO	SO2	Fugitive PM10	Exhaust PM10	PM10 Total	Fugitive PM2.5	Exhaust PM2.5	PM2.5 Total	Bio- CO2	NBio- CO2	Total CO2	CH4	N2O	CO2e
Category	lb/day										lb/day					

Hauling	0.0000	0.0000	0.0000	0.0000	0.0000	0.0000	0.0000	0.0000	0.0000	0.0000		0.0000	0.0000	0.0000		0.0000
Vendor	0.0115	0.0691	0.1387	4.7000e-004	0.0133	1.6600e-003	0.0149	3.7900e-003	1.5300e-003	5.3100e-003		44.0834	44.0834	3.1000e-004		44.0898
Worker	0.0131	0.0148	0.1648	8.3000e-004	0.0657	5.1000e-004	0.0662	0.0174	4.7000e-004	0.0179		52.5859	52.5859	1.9600e-003		52.6271
Total	**0.0245**	**0.0839**	**0.3035**	**1.3000e-003**	**0.0790**	**2.1700e-003**	**0.0812**	**0.0212**	**2.0000e-003**	**0.0232**		**96.6692**	**96.6692**	**2.2700e-003**		**96.7169**

4.0 Operational Detail - Mobile

4.1 Mitigation Measures Mobile

	ROG	NOx	CO	SO2	Fugitive PM10	Exhaust PM10	PM10 Total	Fugitive PM2.5	Exhaust PM2.5	PM2.5 Total	Bio- CO2	NBio- CO2	Total CO2	CH4	N2O	CO2e
Category	lb/day										lb/day					
Mitigated	0.0000	0.0000	0.0000	0.0000	0.0000	0.0000	0.0000	0.0000	0.0000	0.0000		0.0000	0.0000	0.0000		0.0000
Unmitigated	0.0000	0.0000	0.0000	0.0000	0.0000	0.0000	0.0000	0.0000	0.0000	0.0000		0.0000	0.0000	0.0000		0.0000

4.2 Trip Summary Information

	Average Daily Trip Rate			Unmitigated	Mitigated
Land Use	Weekday	Saturday	Sunday	Annual VMT	Annual VMT
User Defined Industrial	0.00	0.00	0.00		
Total	0.00	0.00	0.00		

4.3 Trip Type Information

	Miles			Trip %			Trip Purpose %		
Land Use	H-W or C-W	H-S or C-C	H-O or C-NW	H-W or C-W	H-S or C-C	H-O or C-NW	Primary	Diverted	Pass-by
User Defined Industrial	9.50	7.30	7.30	0.00	0.00	0.00	0	0	0

LDA	LDT1	LDT2	MDV	LHD1	LHD2	MHD	HHD	OBUS	UBUS	MCY	SBUS	MH
0.509376	0.073655	0.192210	0.135105	0.037177	0.005354	0.012300	0.020284	0.001820	0.002092	0.006537	0.000620	0.003469

5.0 Energy Detail

4.4 Fleet Mix

Historical Energy Use: N

5.1 Mitigation Measures Energy

	ROG	NOx	CO	SO2	Fugitive PM10	Exhaust PM10	PM10 Total	Fugitive PM2.5	Exhaust PM2.5	PM2.5 Total	Bio- CO2	NBio- CO2	Total CO2	CH4	N2O	CO2e
Category	lb/day										lb/day					
NaturalGas Mitigated	0.0000	0.0000	0.0000	0.0000		0.0000	0.0000		0.0000	0.0000		0.0000	0.0000	0.0000	0.0000	0.0000
NaturalGas Unmitigated	0.0000	0.0000	0.0000	0.0000		0.0000	0.0000		0.0000	0.0000		0.0000	0.0000	0.0000	0.0000	0.0000

5.2 Energy by Land Use - NaturalGas

Unmitigated

	NaturalGas Use	ROG	NOx	CO	SO2	Fugitive PM10	Exhaust PM10	PM10 Total	Fugitive PM2.5	Exhaust PM2.5	PM2.5 Total	Bio- CO2	NBio- CO2	Total CO2	CH4	N2O	CO2e
Land Use	kBTU/yr	lb/day										lb/day					
User Defined Industrial	0	0.0000	0.0000	0.0000	0.0000		0.0000	0.0000		0.0000	0.0000		0.0000	0.0000	0.0000	0.0000	0.0000
Total		**0.0000**	**0.0000**	**0.0000**	**0.0000**		**0.0000**	**0.0000**		**0.0000**	**0.0000**		**0.0000**	**0.0000**	**0.0000**	**0.0000**	**0.0000**

Mitigated

	NaturalGas Use	ROG	NOx	CO	SO2	Fugitive PM10	Exhaust PM10	PM10 Total	Fugitive PM2.5	Exhaust PM2.5	PM2.5 Total	Bio- CO2	NBio- CO2	Total CO2	CH4	N2O	CO2e
Land Use	kBTU/yr	lb/day										lb/day					
User Defined Industrial	0	0.0000	0.0000	0.0000	0.0000		0.0000	0.0000		0.0000	0.0000		0.0000	0.0000	0.0000	0.0000	0.0000
Total		**0.0000**	**0.0000**	**0.0000**	**0.0000**		**0.0000**	**0.0000**		**0.0000**	**0.0000**		**0.0000**	**0.0000**	**0.0000**	**0.0000**	**0.0000**

6.0 Area Detail

6.1 Mitigation Measures Area

	ROG	NOx	CO	SO2	Fugitive PM10	Exhaust PM10	PM10 Total	Fugitive PM2.5	Exhaust PM2.5	PM2.5 Total	Bio- CO2	NBio- CO2	Total CO2	CH4	N2O	CO2e
Category	lb/day										lb/day					
Mitigated	1.0000e-005	0.0000	1.0000e-004	0.0000		0.0000	0.0000		0.0000	0.0000		2.2000e-004	2.2000e-004	0.0000		2.3000e-004
Unmitigated	1.0000e-005	0.0000	1.0000e-004	0.0000		0.0000	0.0000		0.0000	0.0000		2.2000e-004	2.2000e-004	0.0000		2.3000e-004

6.2 Area by SubCategory

Unmitigated

	ROG	NOx	CO	SO2	Fugitive PM10	Exhaust PM10	PM10 Total	Fugitive PM2.5	Exhaust PM2.5	PM2.5 Total	Bio- CO2	NBio- CO2	Total CO2	CH4	N2O	CO2e
SubCategory	lb/day										lb/day					
Architectural Coating	0.0000					0.0000	0.0000		0.0000	0.0000			0.0000			0.0000
Consumer Products	0.0000					0.0000	0.0000		0.0000	0.0000			0.0000			0.0000
Landscaping	1.0000e-005	0.0000	1.0000e-004	0.0000		0.0000	0.0000		0.0000	0.0000		2.2000e-004	2.2000e-004	0.0000		2.3000e-004
Total	**1.0000e-005**	**0.0000**	**1.0000e-004**	**0.0000**		**0.0000**	**0.0000**		**0.0000**	**0.0000**		**2.2000e-004**	**2.2000e-004**	**0.0000**		**2.3000e-004**

Mitigated

	ROG	NOx	CO	SO2	Fugitive PM10	Exhaust PM10	PM10 Total	Fugitive PM2.5	Exhaust PM2.5	PM2.5 Total	Bio- CO2	NBio- CO2	Total CO2	CH4	N2O	CO2e
SubCategory	lb/day										lb/day					
Architectural Coating	0.0000					0.0000	0.0000		0.0000	0.0000			0.0000			0.0000
Consumer Products	0.0000					0.0000	0.0000		0.0000	0.0000			0.0000			0.0000
Landscaping	1.0000e-005	0.0000	1.0000e-004	0.0000		0.0000	0.0000		0.0000	0.0000		2.2000e-004	2.2000e-004	0.0000		2.3000e-004
Total	**1.0000e-005**	**0.0000**	**1.0000e-004**	**0.0000**		**0.0000**	**0.0000**		**0.0000**	**0.0000**		**2.2000e-004**	**2.2000e-004**	**0.0000**		**2.3000e-004**

7.0 Water Detail

7.1 Mitigation Measures Water

8.0 Waste Detail

8.1 Mitigation Measures Waste

9.0 Operational Offroad

Equipment Type	Number	Hours/Day	Days/Year	Horse Power	Load Factor	Fuel Type

10.0 Vegetation

SB Solids Processing Facility

San Diego County, Summer

1.0 Project Characteristics

1.1 Land Usage

Land Uses	Size	Metric	Lot Acreage	Floor Surface Area	Population
User Defined Industrial	1.00	User Defined Unit	5.00	0.00	0

1.2 Other Project Characteristics

Urbanization	Urban	**Wind Speed (m/s)**	2.6	**Precipitation Freq (Days)**	40
Climate Zone	13			**Operational Year**	2014
Utility Company	San Diego Gas & Electric				
CO2 Intensity (lb/MWhr)	720.49	**CH4 Intensity (lb/MWhr)**	0.029	**N2O Intensity (lb/MWhr)**	0.006

1.3 User Entered Comments & Non-Default Data

Project Characteristics -

Land Use - project specific lot acreage

Construction Phase - project specific schedule

Off-road Equipment - project specific equipment

Off-road Equipment - project specific equipment

Off-road Equipment - project specific equipment

Off-road Equipment - project specific equipment

Trips and VMT - assumed CalEEMod default of 1.25 worker per equipment for building construction

Grading - project specific size

Table Name	Column Name	Default Value	New Value
tblConstructionPhase	NumDays	230.00	553.00

tblConstructionPhase	NumDays	8.00	30.00
tblConstructionPhase	NumDays	18.00	30.00
tblConstructionPhase	NumDays	5.00	30.00
tblGrading	AcresOfGrading	0.00	5.00
tblGrading	MaterialExported	0.00	160.00
tblLandUse	LotAcreage	0.00	5.00
tblOffRoadEquipment	OffRoadEquipmentUnitAmount	3.00	1.00
tblOffRoadEquipment	OffRoadEquipmentUnitAmount	2.00	1.00
tblOffRoadEquipment	OffRoadEquipmentUnitAmount	2.00	1.00
tblOffRoadEquipment	OffRoadEquipmentUnitAmount	3.00	1.00
tblOffRoadEquipment	OffRoadEquipmentUnitAmount	3.00	2.00
tblOffRoadEquipment	OffRoadEquipmentUnitAmount	3.00	2.00
tblOffRoadEquipment	OffRoadEquipmentUnitAmount	4.00	1.00
tblOffRoadEquipment	OffRoadEquipmentUnitAmount	1.00	2.00
tblTripsAndVMT	HaulingTripNumber	20.00	300.00
tblTripsAndVMT	VendorTripNumber	0.00	6.00
tblTripsAndVMT	VendorTripNumber	0.00	4.00
tblTripsAndVMT	VendorTripNumber	0.00	2.00
tblTripsAndVMT	WorkerTripNumber	0.00	18.00

2.0 Emissions Summary

2.1 Overall Construction (Maximum Daily Emission)

Unmitigated Construction

	ROG	NOx	CO	SO2	Fugitive PM10	Exhaust PM10	PM10 Total	Fugitive PM2.5	Exhaust PM2.5	PM2.5 Total	Bio- CO2	NBio- CO2	Total CO2	CH4	N2O	CO2e
Year	lb/day										lb/day					
2029	1.3475	11.2528	15.1063	0.0297	6.4807	0.4814	6.9621	3.4055	0.4437	3.8491	0.0000	2,795.6401	2,795.6401	0.6518	0.0000	2,809.3277

2030	1.1941	7.4110	13.9607	0.0291	0.1744	0.1387	0.3131	0.0468	0.1383	0.1851	0.0000	2,628.2753	2,628.2753	0.1066	0.0000	2,630.5134
2031	1.1930	7.4096	13.9517	0.0291	0.1744	0.1387	0.3131	0.0468	0.1384	0.1851	0.0000	2,627.6939	2,627.6939	0.1065	0.0000	2,629.9304
2032	0.5368	2.5228	6.0502	0.0115	0.0544	0.1283	0.1826	0.0147	0.1281	0.1428	0.0000	1,072.2412	1,072.2412	0.0480	0.0000	1,073.2491
Total	**4.2714**	**28.5961**	**49.0688**	**0.0994**	**6.8839**	**0.8870**	**7.7710**	**3.5138**	**0.8485**	**4.3622**	**0.0000**	**9,123.8505**	**9,123.8505**	**0.9129**	**0.0000**	**9,143.0206**

Mitigated Construction

	ROG	NOx	CO	SO2	Fugitive PM10	Exhaust PM10	PM10 Total	Fugitive PM2.5	Exhaust PM2.5	PM2.5 Total	Bio- CO2	NBio- CO2	Total CO2	CH4	N2O	CO2e
Year	lb/day										lb/day					
2029	1.3475	11.2528	15.1063	0.0297	6.4807	0.4814	6.9621	3.4055	0.4437	3.8491	0.0000	2,795.6401	2,795.6401	0.6518	0.0000	2,809.3277
2030	1.1941	7.4110	13.9607	0.0291	0.1744	0.1387	0.3131	0.0468	0.1383	0.1851	0.0000	2,628.2753	2,628.2753	0.1066	0.0000	2,630.5133
2031	1.1930	7.4096	13.9517	0.0291	0.1744	0.1387	0.3131	0.0468	0.1384	0.1851	0.0000	2,627.6939	2,627.6939	0.1065	0.0000	2,629.9304
2032	0.5368	2.5228	6.0502	0.0115	0.0544	0.1283	0.1826	0.0147	0.1281	0.1428	0.0000	1,072.2412	1,072.2412	0.0480	0.0000	1,073.2491
Total	**4.2714**	**28.5961**	**49.0688**	**0.0994**	**6.8839**	**0.8870**	**7.7710**	**3.5138**	**0.8485**	**4.3622**	**0.0000**	**9,123.8505**	**9,123.8505**	**0.9129**	**0.0000**	**9,143.0206**

	ROG	**NOx**	**CO**	**SO2**	**Fugitive PM10**	**Exhaust PM10**	**PM10 Total**	**Fugitive PM2.5**	**Exhaust PM2.5**	**PM2.5 Total**	**Bio- CO2**	**NBio-CO2**	**Total CO2**	**CH4**	**N20**	**CO2e**
Percent Reduction	**0.00**	**0.00**	**0.00**	**0.00**	**0.00**	**0.00**	**0.00**	**0.00**	**0.00**	**0.00**	**0.00**	**0.00**	**0.00**	**0.00**	**0.00**	**0.00**

2.2 Overall Operational

Unmitigated Operational

	ROG	NOx	CO	SO2	Fugitive PM10	Exhaust PM10	PM10 Total	Fugitive PM2.5	Exhaust PM2.5	PM2.5 Total	Bio- CO2	NBio- CO2	Total CO2	CH4	N2O	CO2e

Category	lb/day										lb/day					
Area	1.0000e-005	0.0000	1.1000e-004	0.0000		0.0000	0.0000		0.0000	0.0000		2.2000e-004	2.2000e-004	0.0000		2.3000e-004
Energy	0.0000	0.0000	0.0000	0.0000		0.0000	0.0000		0.0000	0.0000		0.0000	0.0000	0.0000	0.0000	0.0000
Mobile	0.0000	0.0000	0.0000	0.0000	0.0000	0.0000	0.0000	0.0000	0.0000	0.0000		0.0000	0.0000	0.0000		0.0000
Total	**1.0000e-005**	**0.0000**	**1.1000e-004**	**0.0000**	**0.0000**	**0.0000**	**0.0000**	**0.0000**	**0.0000**	**0.0000**		**2.2000e-004**	**2.2000e-004**	**0.0000**	**0.0000**	**2.3000e-004**

Mitigated Operational

	ROG	NOx	CO	SO2	Fugitive PM10	Exhaust PM10	PM10 Total	Fugitive PM2.5	Exhaust PM2.5	PM2.5 Total	Bio- CO2	NBio- CO2	Total CO2	CH4	N2O	CO2e
Category	lb/day										lb/day					
Area	1.0000e-005	0.0000	1.1000e-004	0.0000		0.0000	0.0000		0.0000	0.0000		2.2000e-004	2.2000e-004	0.0000		2.3000e-004
Energy	0.0000	0.0000	0.0000	0.0000		0.0000	0.0000		0.0000	0.0000		0.0000	0.0000	0.0000	0.0000	0.0000
Mobile	0.0000	0.0000	0.0000	0.0000	0.0000	0.0000	0.0000	0.0000	0.0000	0.0000		0.0000	0.0000	0.0000		0.0000
Total	**1.0000e-005**	**0.0000**	**1.1000e-004**	**0.0000**	**0.0000**	**0.0000**	**0.0000**	**0.0000**	**0.0000**	**0.0000**		**2.2000e-004**	**2.2000e-004**	**0.0000**	**0.0000**	**2.3000e-004**

	ROG	**NOx**	**CO**	**SO2**	**Fugitive PM10**	**Exhaust PM10**	**PM10 Total**	**Fugitive PM2.5**	**Exhaust PM2.5**	**PM2.5 Total**	**Bio- CO2**	**NBio-CO2**	**Total CO2**	**CH4**	**N20**	**CO2e**
Percent Reduction	**0.00**	**0.00**	**0.00**	**0.00**	**0.00**	**0.00**	**0.00**	**0.00**	**0.00**	**0.00**	**0.00**	**0.00**	**0.00**	**0.00**	**0.00**	**0.00**

3.0 Construction Detail

Construction Phase

Phase Number	Phase Name	Phase Type	Start Date	End Date	Num Days Week	Num Days	Phase Description
1	Site Preparation	Site Preparation	7/31/2029	9/10/2029	5	30	

2	Grading	Grading	9/11/2029	10/22/2029	5	30	
3	Building Construction	Building Construction	10/23/2029	12/4/2031	5	553	
4	Paving	Paving	12/5/2031	1/15/2032	5	30	

Acres of Grading (Site Preparation Phase): 0

Acres of Grading (Grading Phase): 5

Acres of Paving: 0

Residential Indoor: 0; Residential Outdoor: 0; Non-Residential Indoor: 0; Non-Residential Outdoor: 0 (Architectural Coating – sqft)

OffRoad Equipment

Phase Name	Offroad Equipment Type	Amount	Usage Hours	Horse Power	Load Factor
Site Preparation	Rubber Tired Dozers	1	8.00	255	0.40
Site Preparation	Tractors/Loaders/Backhoes	1	8.00	97	0.37
Grading	Excavators	1	8.00	162	0.38
Grading	Plate Compactors	1	8.00	8	0.43
Grading	Rubber Tired Dozers	1	8.00	255	0.40
Grading	Tractors/Loaders/Backhoes	2	8.00	97	0.37
Building Construction	Cranes	1	7.00	226	0.29
Building Construction	Forklifts	1	8.00	89	0.20
Building Construction	Generator Sets	1	8.00	84	0.74
Building Construction	Tractors/Loaders/Backhoes	2	7.00	97	0.37
Building Construction	Welders	2	8.00	46	0.45
Paving	Pavers	1	8.00	125	0.42
Paving	Paving Equipment	1	8.00	130	0.36

Trips and VMT

Phase Name	Offroad Equipment Count	Worker Trip Number	Vendor Trip Number	Hauling Trip Number	Worker Trip Length	Vendor Trip Length	Hauling Trip Length	Worker Vehicle Class	Vendor Vehicle Class	Hauling Vehicle Class
Site Preparation	2	5.00	6.00	0.00	10.80	7.30	20.00	LD_Mix	HDT_Mix	HHDT
Grading	5	13.00	0.00	300.00	10.80	7.30	20.00	LD_Mix	HDT_Mix	HHDT

Building Construction	7	18.00	4.00	0.00	10.80	7.30	20.00	LD_Mix	HDT_Mix	HHDT
Paving	2	5.00	2.00	0.00	10.80	7.30	20.00	LD_Mix	HDT_Mix	HHDT

3.1 Mitigation Measures Construction

3.2 Site Preparation - 2029

Unmitigated Construction On-Site

	ROG	NOx	CO	SO2	Fugitive PM10	Exhaust PM10	PM10 Total	Fugitive PM2.5	Exhaust PM2.5	PM2.5 Total	Bio- CO2	NBio- CO2	Total CO2	CH4	N2O	CO2e
Category	lb/day										lb/day					
Fugitive Dust					6.0221	0.0000	6.0221	3.3102	0.0000	3.3102			0.0000			0.0000
Off-Road	0.7921	7.3969	7.5527	0.0120		0.3251	0.3251		0.2991	0.2991		1,163.9281	1,163.9281	0.3764		1,171.8333
Total	**0.7921**	**7.3969**	**7.5527**	**0.0120**	**6.0221**	**0.3251**	**6.3472**	**3.3102**	**0.2991**	**3.6093**		**1,163.9281**	**1,163.9281**	**0.3764**		**1,171.8333**

Unmitigated Construction Off-Site

	ROG	NOx	CO	SO2	Fugitive PM10	Exhaust PM10	PM10 Total	Fugitive PM2.5	Exhaust PM2.5	PM2.5 Total	Bio- CO2	NBio- CO2	Total CO2	CH4	N2O	CO2e
Category	lb/day										lb/day					
Hauling	0.0000	0.0000	0.0000	0.0000	0.0000	0.0000	0.0000	0.0000	0.0000	0.0000		0.0000	0.0000	0.0000		0.0000
Vendor	0.0354	0.2098	0.4225	1.4100e-003	0.0398	4.9700e-003	0.0448	0.0114	4.5700e-003	0.0159		132.2480	132.2480	9.2000e-004		132.2673
Worker	8.9100e-003	9.9600e-003	0.1098	5.2000e-004	0.0411	3.2000e-004	0.0414	0.0109	2.9000e-004	0.0112		33.3509	33.3509	1.2900e-003		33.3779
Total	**0.0443**	**0.2197**	**0.5323**	**1.9300e-003**	**0.0809**	**5.2900e-003**	**0.0862**	**0.0223**	**4.8600e-003**	**0.0271**		**165.5988**	**165.5988**	**2.2100e-003**		**165.6452**

Mitigated Construction On-Site

	ROG	NOx	CO	SO2	Fugitive PM10	Exhaust PM10	PM10 Total	Fugitive PM2.5	Exhaust PM2.5	PM2.5 Total	Bio- CO2	NBio- CO2	Total CO2	CH4	N2O	CO2e
Category	lb/day										lb/day					
Fugitive Dust					6.0221	0.0000	6.0221	3.3102	0.0000	3.3102			0.0000			0.0000
Off-Road	0.7921	7.3969	7.5527	0.0120		0.3251	0.3251		0.2991	0.2991	0.0000	1,163.9281	1,163.9281	0.3764		1,171.8333
Total	**0.7921**	**7.3969**	**7.5527**	**0.0120**	**6.0221**	**0.3251**	**6.3472**	**3.3102**	**0.2991**	**3.6093**	**0.0000**	**1,163.9281**	**1,163.9281**	**0.3764**		**1,171.8333**

Mitigated Construction Off-Site

	ROG	NOx	CO	SO2	Fugitive PM10	Exhaust PM10	PM10 Total	Fugitive PM2.5	Exhaust PM2.5	PM2.5 Total	Bio- CO2	NBio- CO2	Total CO2	CH4	N2O	CO2e
Category	lb/day										lb/day					
Hauling	0.0000	0.0000	0.0000	0.0000	0.0000	0.0000	0.0000	0.0000	0.0000	0.0000		0.0000	0.0000	0.0000		0.0000
Vendor	0.0354	0.2098	0.4225	1.4100e-003	0.0398	4.9700e-003	0.0448	0.0114	4.5700e-003	0.0159		132.2480	132.2480	9.2000e-004		132.2673
Worker	8.9100e-003	9.9600e-003	0.1098	5.2000e-004	0.0411	3.2000e-004	0.0414	0.0109	2.9000e-004	0.0112		33.3509	33.3509	1.2900e-003		33.3779
Total	**0.0443**	**0.2197**	**0.5323**	**1.9300e-003**	**0.0809**	**5.2900e-003**	**0.0862**	**0.0223**	**4.8600e-003**	**0.0271**		**165.5988**	**165.5988**	**2.2100e-003**		**165.6452**

3.3 Grading - 2029

Unmitigated Construction On-Site

	ROG	NOx	CO	SO2	Fugitive PM10	Exhaust PM10	PM10 Total	Fugitive PM2.5	Exhaust PM2.5	PM2.5 Total	Bio- CO2	NBio- CO2	Total CO2	CH4	N2O	CO2e

Category	lb/day										lb/day					
Fugitive Dust					6.1996	0.0000	6.1996	3.3294	0.0000	3.3294			0.0000			0.0000
Off-Road	1.1356	10.2358	13.3348	0.0209		0.4503	0.4503		0.4151	0.4151		2,013.4681	2,013.4681	0.6436		2,026.9842
Total	**1.1356**	**10.2358**	**13.3348**	**0.0209**	**6.1996**	**0.4503**	**6.6499**	**3.3294**	**0.4151**	**3.7445**		**2,013.4681**	**2,013.4681**	**0.6436**		**2,026.9842**

Unmitigated Construction Off-Site

	ROG	NOx	CO	SO2	Fugitive PM10	Exhaust PM10	PM10 Total	Fugitive PM2.5	Exhaust PM2.5	PM2.5 Total	Bio- CO2	NBio- CO2	Total CO2	CH4	N2O	CO2e
Category	lb/day										lb/day					
Hauling	0.1359	0.9911	1.4860	7.3900e-003	0.1743	0.0302	0.2045	0.0477	0.0278	0.0755		695.4599	695.4599	4.8200e-003		695.5611
Vendor	0.0000	0.0000	0.0000	0.0000	0.0000	0.0000	0.0000	0.0000	0.0000	0.0000		0.0000	0.0000	0.0000		0.0000
Worker	0.0232	0.0259	0.2855	1.3500e-003	0.1068	8.2000e-004	0.1076	0.0283	7.6000e-004	0.0291		86.7122	86.7122	3.3500e-003		86.7825
Total	**0.1591**	**1.0170**	**1.7715**	**8.7400e-003**	**0.2811**	**0.0310**	**0.3122**	**0.0761**	**0.0286**	**0.1046**		**782.1721**	**782.1721**	**8.1700e-003**		**782.3435**

Mitigated Construction On-Site

	ROG	NOx	CO	SO2	Fugitive PM10	Exhaust PM10	PM10 Total	Fugitive PM2.5	Exhaust PM2.5	PM2.5 Total	Bio- CO2	NBio- CO2	Total CO2	CH4	N2O	CO2e
Category	lb/day										lb/day					
Fugitive Dust					6.1996	0.0000	6.1996	3.3294	0.0000	3.3294			0.0000			0.0000
Off-Road	1.1356	10.2358	13.3348	0.0209		0.4503	0.4503		0.4151	0.4151	0.0000	2,013.4681	2,013.4681	0.6436		2,026.9842

Total	**1.1356**	**10.2358**	**13.3348**	**0.0209**	**6.1996**	**0.4503**	**6.6499**	**3.3294**	**0.4151**	**3.7445**	**0.0000**	**2,013.4681**	**2,013.4681**	**0.6436**		**2,026.9842**

Mitigated Construction Off-Site

	ROG	NOx	CO	SO2	Fugitive PM10	Exhaust PM10	PM10 Total	Fugitive PM2.5	Exhaust PM2.5	PM2.5 Total	Bio- CO2	NBio- CO2	Total CO2	CH4	N2O	CO2e
Category	lb/day										lb/day					
Hauling	0.1359	0.9911	1.4860	7.3900e-003	0.1743	0.0302	0.2045	0.0477	0.0278	0.0755		695.4599	695.4599	4.8200e-003		695.5611
Vendor	0.0000	0.0000	0.0000	0.0000	0.0000	0.0000	0.0000	0.0000	0.0000	0.0000		0.0000	0.0000	0.0000		0.0000
Worker	0.0232	0.0259	0.2855	1.3500e-003	0.1068	8.2000e-004	0.1076	0.0283	7.6000e-004	0.0291		86.7122	86.7122	3.3500e-003		86.7825
Total	**0.1591**	**1.0170**	**1.7715**	**8.7400e-003**	**0.2811**	**0.0310**	**0.3122**	**0.0761**	**0.0286**	**0.1046**		**782.1721**	**782.1721**	**8.1700e-003**		**782.3435**

3.4 Building Construction - 2029

Unmitigated Construction On-Site

	ROG	NOx	CO	SO2	Fugitive PM10	Exhaust PM10	PM10 Total	Fugitive PM2.5	Exhaust PM2.5	PM2.5 Total	Bio- CO2	NBio- CO2	Total CO2	CH4	N2O	CO2e
Category	lb/day										lb/day					
Off-Road	1.2919	10.9465	13.4850	0.0236		0.4309	0.4309		0.4106	0.4106		2,193.0077	2,193.0077	0.4360		2,202.1639
Total	**1.2919**	**10.9465**	**13.4850**	**0.0236**		**0.4309**	**0.4309**		**0.4106**	**0.4106**		**2,193.0077**	**2,193.0077**	**0.4360**		**2,202.1639**

Unmitigated Construction Off-Site

	ROG	NOx	CO	SO2	Fugitive PM10	Exhaust PM10	PM10 Total	Fugitive PM2.5	Exhaust PM2.5	PM2.5 Total	Bio- CO2	NBio- CO2	Total CO2	CH4	N2O	CO2e
Category	lb/day										lb/day					
Hauling	0.0000	0.0000	0.0000	0.0000	0.0000	0.0000	0.0000	0.0000	0.0000	0.0000		0.0000	0.0000	0.0000		0.0000
Vendor	0.0236	0.1398	0.2816	9.4000e-004	0.0266	3.3100e-003	0.0299	7.5800e-003	3.0500e-003	0.0106		88.1653	88.1653	6.1000e-004		88.1782
Worker	0.0321	0.0359	0.3953	1.8800e-003	0.1479	1.1400e-003	0.1490	0.0392	1.0600e-003	0.0403		120.0630	120.0630	4.6300e-003		120.1603
Total	**0.0557**	**0.1757**	**0.6769**	**2.8200e-003**	**0.1744**	**4.4500e-003**	**0.1789**	**0.0468**	**4.1100e-003**	**0.0509**		**208.2283**	**208.2283**	**5.2400e-003**		**208.3385**

Mitigated Construction On-Site

	ROG	NOx	CO	SO2	Fugitive PM10	Exhaust PM10	PM10 Total	Fugitive PM2.5	Exhaust PM2.5	PM2.5 Total	Bio- CO2	NBio- CO2	Total CO2	CH4	N2O	CO2e
Category	lb/day										lb/day					
Off-Road	1.2919	10.9465	13.4850	0.0236		0.4309	0.4309		0.4106	0.4106	0.0000	2,193.0077	2,193.0077	0.4360		2,202.1639
Total	**1.2919**	**10.9465**	**13.4850**	**0.0236**		**0.4309**	**0.4309**		**0.4106**	**0.4106**	**0.0000**	**2,193.0077**	**2,193.0077**	**0.4360**		**2,202.1639**

Mitigated Construction Off-Site

	ROG	NOx	CO	SO2	Fugitive PM10	Exhaust PM10	PM10 Total	Fugitive PM2.5	Exhaust PM2.5	PM2.5 Total	Bio- CO2	NBio- CO2	Total CO2	CH4	N2O	CO2e
Category	lb/day										lb/day					

Hauling	0.0000	0.0000	0.0000	0.0000	0.0000	0.0000	0.0000	0.0000	0.0000	0.0000		0.0000	0.0000	0.0000		0.0000
Vendor	0.0236	0.1398	0.2816	9.4000e-004	0.0266	3.3100e-003	0.0299	7.5800e-003	3.0500e-003	0.0106		88.1653	88.1653	6.1000e-004		88.1782
Worker	0.0321	0.0359	0.3953	1.8800e-003	0.1479	1.1400e-003	0.1490	0.0392	1.0600e-003	0.0403		120.0630	120.0630	4.6300e-003		120.1603
Total	**0.0557**	**0.1757**	**0.6769**	**2.8200e-003**	**0.1744**	**4.4500e-003**	**0.1789**	**0.0468**	**4.1100e-003**	**0.0509**		**208.2283**	**208.2283**	**5.2400e-003**		**208.3385**

3.4 Building Construction - 2030

Unmitigated Construction On-Site

	ROG	NOx	CO	SO2	Fugitive PM10	Exhaust PM10	PM10 Total	Fugitive PM2.5	Exhaust PM2.5	PM2.5 Total	Bio- CO2	NBio- CO2	Total CO2	CH4	N2O	CO2e
Category	lb/day										lb/day					
Off-Road	1.1397	7.2370	13.2956	0.0263		0.1342	0.1342		0.1342	0.1342		2,420.7238	2,420.7238	0.1014		2,422.8535
Total	**1.1397**	**7.2370**	**13.2956**	**0.0263**		**0.1342**	**0.1342**		**0.1342**	**0.1342**		**2,420.7238**	**2,420.7238**	**0.1014**		**2,422.8535**

Unmitigated Construction Off-Site

	ROG	NOx	CO	SO2	Fugitive PM10	Exhaust PM10	PM10 Total	Fugitive PM2.5	Exhaust PM2.5	PM2.5 Total	Bio- CO2	NBio- CO2	Total CO2	CH4	N2O	CO2e
Category	lb/day										lb/day					
Hauling	0.0000	0.0000	0.0000	0.0000	0.0000	0.0000	0.0000	0.0000	0.0000	0.0000		0.0000	0.0000	0.0000		0.0000
Vendor	0.0233	0.1391	0.2797	9.4000e-004	0.0266	3.3200e-003	0.0299	7.5800e-003	3.0500e-003	0.0106		88.1753	88.1753	6.1000e-004		88.1882
Worker	0.0311	0.0349	0.3854	1.8800e-003	0.1479	1.1400e-003	0.1490	0.0392	1.0600e-003	0.0403		119.3762	119.3762	4.5500e-003		119.4717
Total	**0.0544**	**0.1740**	**0.6651**	**2.8200e-003**	**0.1744**	**4.4600e-003**	**0.1789**	**0.0468**	**4.1100e-003**	**0.0509**		**207.5515**	**207.5515**	**5.1600e-003**		**207.6599**

Mitigated Construction On-Site

	ROG	NOx	CO	SO2	Fugitive PM10	Exhaust PM10	PM10 Total	Fugitive PM2.5	Exhaust PM2.5	PM2.5 Total	Bio- CO2	NBio- CO2	Total CO2	CH4	N2O	CO2e
Category	lb/day										lb/day					
Off-Road	1.1397	7.2370	13.2956	0.0263		0.1342	0.1342		0.1342	0.1342	0.0000	2,420.7238	2,420.7238	0.1014		2,422.8535
Total	**1.1397**	**7.2370**	**13.2956**	**0.0263**		**0.1342**	**0.1342**		**0.1342**	**0.1342**	**0.0000**	**2,420.7238**	**2,420.7238**	**0.1014**		**2,422.8535**

Mitigated Construction Off-Site

	ROG	NOx	CO	SO2	Fugitive PM10	Exhaust PM10	PM10 Total	Fugitive PM2.5	Exhaust PM2.5	PM2.5 Total	Bio- CO2	NBio- CO2	Total CO2	CH4	N2O	CO2e
Category	lb/day										lb/day					
Hauling	0.0000	0.0000	0.0000	0.0000	0.0000	0.0000	0.0000	0.0000	0.0000	0.0000		0.0000	0.0000	0.0000		0.0000
Vendor	0.0233	0.1391	0.2797	9.4000e-004	0.0266	3.3200e-003	0.0299	7.5800e-003	3.0500e-003	0.0106		88.1753	88.1753	6.1000e-004		88.1882
Worker	0.0311	0.0349	0.3854	1.8800e-003	0.1479	1.1400e-003	0.1490	0.0392	1.0600e-003	0.0403		119.3762	119.3762	4.5500e-003		119.4717
Total	**0.0544**	**0.1740**	**0.6651**	**2.8200e-003**	**0.1744**	**4.4600e-003**	**0.1789**	**0.0468**	**4.1100e-003**	**0.0509**		**207.5515**	**207.5515**	**5.1600e-003**		**207.6599**

3.4 Building Construction - 2031

Unmitigated Construction On-Site

	ROG	NOx	CO	SO2	Fugitive PM10	Exhaust PM10	PM10 Total	Fugitive PM2.5	Exhaust PM2.5	PM2.5 Total	Bio- CO2	NBio- CO2	Total CO2	CH4	N2O	CO2e
Category	lb/day										lb/day					
Off-Road	1.1397	7.2370	13.2956	0.0263		0.1342	0.1342		0.1342	0.1342		2,420.7238	2,420.7238	0.1014		2,422.8535
Total	**1.1397**	**7.2370**	**13.2956**	**0.0263**		**0.1342**	**0.1342**		**0.1342**	**0.1342**		**2,420.7238**	**2,420.7238**	**0.1014**		**2,422.8535**

Unmitigated Construction Off-Site

	ROG	NOx	CO	SO2	Fugitive PM10	Exhaust PM10	PM10 Total	Fugitive PM2.5	Exhaust PM2.5	PM2.5 Total	Bio- CO2	NBio- CO2	Total CO2	CH4	N2O	CO2e
Category	lb/day										lb/day					
Hauling	0.0000	0.0000	0.0000	0.0000	0.0000	0.0000	0.0000	0.0000	0.0000	0.0000		0.0000	0.0000	0.0000		0.0000
Vendor	0.0231	0.1386	0.2785	9.4000e-004	0.0266	3.3200e-003	0.0299	7.5800e-003	3.0500e-003	0.0106		88.1706	88.1706	6.1000e-004		88.1835
Worker	0.0302	0.0340	0.3776	1.8800e-003	0.1479	1.1500e-003	0.1490	0.0392	1.0600e-003	0.0403		118.7994	118.7994	4.4800e-003		118.8935
Total	**0.0533**	**0.1726**	**0.6561**	**2.8200e-003**	**0.1744**	**4.4700e-003**	**0.1789**	**0.0468**	**4.1100e-003**	**0.0509**		**206.9700**	**206.9700**	**5.0900e-003**		**207.0770**

Mitigated Construction On-Site

	ROG	NOx	CO	SO2	Fugitive PM10	Exhaust PM10	PM10 Total	Fugitive PM2.5	Exhaust PM2.5	PM2.5 Total	Bio- CO2	NBio- CO2	Total CO2	CH4	N2O	CO2e
Category	lb/day										lb/day					
Off-Road	1.1397	7.2370	13.2956	0.0263		0.1342	0.1342		0.1342	0.1342	0.0000	2,420.7238	2,420.7238	0.1014		2,422.8535

Total	**1.1397**	**7.2370**	**13.2956**	**0.0263**		**0.1342**	**0.1342**		**0.1342**	**0.1342**	**0.0000**	**2,420.7238**	**2,420.7238**	**0.1014**		**2,422.8535**

Mitigated Construction Off-Site

	ROG	NOx	CO	SO2	Fugitive PM10	Exhaust PM10	PM10 Total	Fugitive PM2.5	Exhaust PM2.5	PM2.5 Total	Bio- CO2	NBio- CO2	Total CO2	CH4	N2O	CO2e
Category	lb/day										lb/day					
Hauling	0.0000	0.0000	0.0000	0.0000	0.0000	0.0000	0.0000	0.0000	0.0000	0.0000		0.0000	0.0000	0.0000		0.0000
Vendor	0.0231	0.1386	0.2785	9.4000e-004	0.0266	3.3200e-003	0.0299	7.5800e-003	3.0500e-003	0.0106		88.1706	88.1706	6.1000e-004		88.1835
Worker	0.0302	0.0340	0.3776	1.8800e-003	0.1479	1.1500e-003	0.1490	0.0392	1.0600e-003	0.0403		118.7994	118.7994	4.4800e-003		118.8935
Total	**0.0533**	**0.1726**	**0.6561**	**2.8200e-003**	**0.1744**	**4.4700e-003**	**0.1789**	**0.0468**	**4.1100e-003**	**0.0509**		**206.9700**	**206.9700**	**5.0900e-003**		**207.0770**

3.5 Paving - 2031

Unmitigated Construction On-Site

	ROG	NOx	CO	SO2	Fugitive PM10	Exhaust PM10	PM10 Total	Fugitive PM2.5	Exhaust PM2.5	PM2.5 Total	Bio- CO2	NBio- CO2	Total CO2	CH4	N2O	CO2e
Category	lb/day										lb/day					
Off-Road	0.5172	2.4445	5.8085	0.0105		0.1263	0.1263		0.1263	0.1263		995.2917	995.2917	0.0465		996.2674
Paving	0.0000					0.0000	0.0000		0.0000	0.0000			0.0000			0.0000
Total	**0.5172**	**2.4445**	**5.8085**	**0.0105**		**0.1263**	**0.1263**		**0.1263**	**0.1263**		**995.2917**	**995.2917**	**0.0465**		**996.2674**

Unmitigated Construction Off-Site

	ROG	NOx	CO	SO2	Fugitive PM10	Exhaust PM10	PM10 Total	Fugitive PM2.5	Exhaust PM2.5	PM2.5 Total	Bio- CO2	NBio- CO2	Total CO2	CH4	N2O	CO2e
Category	lb/day										lb/day					
Hauling	0.0000	0.0000	0.0000	0.0000	0.0000	0.0000	0.0000	0.0000	0.0000	0.0000		0.0000	0.0000	0.0000		0.0000
Vendor	0.0116	0.0693	0.1392	4.7000e-004	0.0133	1.6600e-003	0.0149	3.7900e-003	1.5300e-003	5.3100e-003		44.0853	44.0853	3.1000e-004		44.0918
Worker	8.3800e-003	9.4500e-003	0.1049	5.2000e-004	0.0411	3.2000e-004	0.0414	0.0109	3.0000e-004	0.0112		32.9998	32.9998	1.2400e-003		33.0260
Total	**0.0199**	**0.0787**	**0.2441**	**9.9000e-004**	**0.0544**	**1.9800e-003**	**0.0563**	**0.0147**	**1.8300e-003**	**0.0165**		**77.0852**	**77.0852**	**1.5500e-003**		**77.1177**

Mitigated Construction On-Site

	ROG	NOx	CO	SO2	Fugitive PM10	Exhaust PM10	PM10 Total	Fugitive PM2.5	Exhaust PM2.5	PM2.5 Total	Bio- CO2	NBio- CO2	Total CO2	CH4	N2O	CO2e
Category	lb/day										lb/day					
Off-Road	0.5172	2.4445	5.8085	0.0105		0.1263	0.1263		0.1263	0.1263	0.0000	995.2917	995.2917	0.0465		996.2674
Paving	0.0000					0.0000	0.0000		0.0000	0.0000			0.0000			0.0000
Total	**0.5172**	**2.4445**	**5.8085**	**0.0105**		**0.1263**	**0.1263**		**0.1263**	**0.1263**	**0.0000**	**995.2917**	**995.2917**	**0.0465**		**996.2674**

Mitigated Construction Off-Site

	ROG	NOx	CO	SO2	Fugitive PM10	Exhaust PM10	PM10 Total	Fugitive PM2.5	Exhaust PM2.5	PM2.5 Total	Bio- CO2	NBio- CO2	Total CO2	CH4	N2O	CO2e
Category	lb/day										lb/day					

Hauling	0.0000	0.0000	0.0000	0.0000	0.0000	0.0000	0.0000	0.0000	0.0000	0.0000		0.0000	0.0000	0.0000		0.0000
Vendor	0.0116	0.0693	0.1392	4.7000e-004	0.0133	1.6600e-003	0.0149	3.7900e-003	1.5300e-003	5.3100e-003		44.0853	44.0853	3.1000e-004		44.0918
Worker	8.3800e-003	9.4500e-003	0.1049	5.2000e-004	0.0411	3.2000e-004	0.0414	0.0109	3.0000e-004	0.0112		32.9998	32.9998	1.2400e-003		33.0260
Total	**0.0199**	**0.0787**	**0.2441**	**9.9000e-004**	**0.0544**	**1.9800e-003**	**0.0563**	**0.0147**	**1.8300e-003**	**0.0165**		**77.0852**	**77.0852**	**1.5500e-003**		**77.1177**

3.5 Paving - 2032

Unmitigated Construction On-Site

	ROG	NOx	CO	SO2	Fugitive PM10	Exhaust PM10	PM10 Total	Fugitive PM2.5	Exhaust PM2.5	PM2.5 Total	Bio- CO2	NBio- CO2	Total CO2	CH4	N2O	CO2e
Category	lb/day										lb/day					
Off-Road	0.5172	2.4445	5.8085	0.0105		0.1263	0.1263		0.1263	0.1263		995.2917	995.2917	0.0465		996.2674
Paving	0.0000					0.0000	0.0000		0.0000	0.0000			0.0000			0.0000
Total	**0.5172**	**2.4445**	**5.8085**	**0.0105**		**0.1263**	**0.1263**		**0.1263**	**0.1263**		**995.2917**	**995.2917**	**0.0465**		**996.2674**

Unmitigated Construction Off-Site

	ROG	NOx	CO	SO2	Fugitive PM10	Exhaust PM10	PM10 Total	Fugitive PM2.5	Exhaust PM2.5	PM2.5 Total	Bio- CO2	NBio- CO2	Total CO2	CH4	N2O	CO2e
Category	lb/day										lb/day					
Hauling	0.0000	0.0000	0.0000	0.0000	0.0000	0.0000	0.0000	0.0000	0.0000	0.0000		0.0000	0.0000	0.0000		0.0000
Vendor	0.0115	0.0691	0.1387	4.7000e-004	0.0133	1.6600e-003	0.0149	3.7900e-003	1.5300e-003	5.3100e-003		44.0834	44.0834	3.1000e-004		44.0898
Worker	8.1600e-003	9.2400e-003	0.1030	5.2000e-004	0.0411	3.2000e-004	0.0414	0.0109	3.0000e-004	0.0112		32.8662	32.8662	1.2300e-003		32.8919
Total	**0.0196**	**0.0783**	**0.2417**	**9.9000e-004**	**0.0544**	**1.9800e-003**	**0.0563**	**0.0147**	**1.8300e-003**	**0.0165**		**76.9495**	**76.9495**	**1.5400e-003**		**76.9818**

Mitigated Construction On-Site

	ROG	NOx	CO	SO2	Fugitive PM10	Exhaust PM10	PM10 Total	Fugitive PM2.5	Exhaust PM2.5	PM2.5 Total	Bio- CO2	NBio- CO2	Total CO2	CH4	N2O	CO2e
Category	lb/day										lb/day					
Off-Road	0.5172	2.4445	5.8085	0.0105		0.1263	0.1263		0.1263	0.1263	0.0000	995.2917	995.2917	0.0465		996.2674
Paving	0.0000					0.0000	0.0000		0.0000	0.0000			0.0000			0.0000
Total	**0.5172**	**2.4445**	**5.8085**	**0.0105**		**0.1263**	**0.1263**		**0.1263**	**0.1263**	**0.0000**	**995.2917**	**995.2917**	**0.0465**		**996.2674**

Mitigated Construction Off-Site

	ROG	NOx	CO	SO2	Fugitive PM10	Exhaust PM10	PM10 Total	Fugitive PM2.5	Exhaust PM2.5	PM2.5 Total	Bio- CO2	NBio- CO2	Total CO2	CH4	N2O	CO2e
Category	lb/day										lb/day					
Hauling	0.0000	0.0000	0.0000	0.0000	0.0000	0.0000	0.0000	0.0000	0.0000	0.0000		0.0000	0.0000	0.0000		0.0000
Vendor	0.0115	0.0691	0.1387	4.7000e-004	0.0133	1.6600e-003	0.0149	3.7900e-003	1.5300e-003	5.3100e-003		44.0834	44.0834	3.1000e-004		44.0898
Worker	8.1600e-003	9.2400e-003	0.1030	5.2000e-004	0.0411	3.2000e-004	0.0414	0.0109	3.0000e-004	0.0112		32.8662	32.8662	1.2300e-003		32.8919
Total	**0.0196**	**0.0783**	**0.2417**	**9.9000e-004**	**0.0544**	**1.9800e-003**	**0.0563**	**0.0147**	**1.8300e-003**	**0.0165**		**76.9495**	**76.9495**	**1.5400e-003**		**76.9818**

4.0 Operational Detail - Mobile

4.1 Mitigation Measures Mobile

	ROG	NOx	CO	SO2	Fugitive PM10	Exhaust PM10	PM10 Total	Fugitive PM2.5	Exhaust PM2.5	PM2.5 Total	Bio- CO2	NBio- CO2	Total CO2	CH4	N2O	CO2e
Category	lb/day										lb/day					
Mitigated	0.0000	0.0000	0.0000	0.0000	0.0000	0.0000	0.0000	0.0000	0.0000	0.0000		0.0000	0.0000	0.0000		0.0000
Unmitigated	0.0000	0.0000	0.0000	0.0000	0.0000	0.0000	0.0000	0.0000	0.0000	0.0000		0.0000	0.0000	0.0000		0.0000

4.2 Trip Summary Information

	Average Daily Trip Rate			Unmitigated	Mitigated
Land Use	Weekday	Saturday	Sunday	Annual VMT	Annual VMT
User Defined Industrial	0.00	0.00	0.00		
Total	0.00	0.00	0.00		

4.3 Trip Type Information

	Miles			Trip %			Trip Purpose %		
Land Use	H-W or C-W	H-S or C-C	H-O or C-NW	H-W or C-W	H-S or C-C	H-O or C-NW	Primary	Diverted	Pass-by
User Defined Industrial	9.50	7.30	7.30	0.00	0.00	0.00	0	0	0

LDA	LDT1	LDT2	MDV	LHD1	LHD2	MHD	HHD	OBUS	UBUS	MCY	SBUS	MH
0.509376	0.073655	0.192210	0.135105	0.037177	0.005354	0.012300	0.020284	0.001820	0.002092	0.006537	0.000620	0.003469

5.0 Energy Detail

4.4 Fleet Mix

Historical Energy Use: N

5.1 Mitigation Measures Energy

	ROG	NOx	CO	SO2	Fugitive PM10	Exhaust PM10	PM10 Total	Fugitive PM2.5	Exhaust PM2.5	PM2.5 Total	Bio- CO2	NBio- CO2	Total CO2	CH4	N2O	CO2e
Category	lb/day										lb/day					
NaturalGas Mitigated	0.0000	0.0000	0.0000	0.0000		0.0000	0.0000		0.0000	0.0000		0.0000	0.0000	0.0000	0.0000	0.0000
NaturalGas Unmitigated	0.0000	0.0000	0.0000	0.0000		0.0000	0.0000		0.0000	0.0000		0.0000	0.0000	0.0000	0.0000	0.0000

5.2 Energy by Land Use - NaturalGas

Unmitigated

	NaturalGas Use	ROG	NOx	CO	SO2	Fugitive PM10	Exhaust PM10	PM10 Total	Fugitive PM2.5	Exhaust PM2.5	PM2.5 Total	Bio- CO2	NBio- CO2	Total CO2	CH4	N2O	CO2e
Land Use	kBTU/yr	lb/day										lb/day					
User Defined Industrial	0	0.0000	0.0000	0.0000	0.0000		0.0000	0.0000		0.0000	0.0000		0.0000	0.0000	0.0000	0.0000	0.0000
Total		**0.0000**	**0.0000**	**0.0000**	**0.0000**		**0.0000**	**0.0000**		**0.0000**	**0.0000**		**0.0000**	**0.0000**	**0.0000**	**0.0000**	**0.0000**

Mitigated

	NaturalGas Use	ROG	NOx	CO	SO2	Fugitive PM10	Exhaust PM10	PM10 Total	Fugitive PM2.5	Exhaust PM2.5	PM2.5 Total	Bio- CO2	NBio- CO2	Total CO2	CH4	N2O	CO2e
Land Use	kBTU/yr	lb/day										lb/day					
User Defined Industrial	0	0.0000	0.0000	0.0000	0.0000		0.0000	0.0000		0.0000	0.0000		0.0000	0.0000	0.0000	0.0000	0.0000
Total		**0.0000**	**0.0000**	**0.0000**	**0.0000**		**0.0000**	**0.0000**		**0.0000**	**0.0000**		**0.0000**	**0.0000**	**0.0000**	**0.0000**	**0.0000**

6.0 Area Detail

6.1 Mitigation Measures Area

	ROG	NOx	CO	SO2	Fugitive PM10	Exhaust PM10	PM10 Total	Fugitive PM2.5	Exhaust PM2.5	PM2.5 Total	Bio- CO2	NBio- CO2	Total CO2	CH4	N2O	CO2e
Category	lb/day										lb/day					
Mitigated	1.0000e-005	0.0000	1.1000e-004	0.0000		0.0000	0.0000		0.0000	0.0000		2.2000e-004	2.2000e-004	0.0000		2.3000e-004
Unmitigated	1.0000e-005	0.0000	1.1000e-004	0.0000		0.0000	0.0000		0.0000	0.0000		2.2000e-004	2.2000e-004	0.0000		2.3000e-004

6.2 Area by SubCategory

Unmitigated

	ROG	NOx	CO	SO2	Fugitive PM10	Exhaust PM10	PM10 Total	Fugitive PM2.5	Exhaust PM2.5	PM2.5 Total	Bio- CO2	NBio- CO2	Total CO2	CH4	N2O	CO2e
SubCategory	lb/day										lb/day					
Architectural Coating	0.0000					0.0000	0.0000		0.0000	0.0000			0.0000			0.0000
Consumer Products	0.0000					0.0000	0.0000		0.0000	0.0000			0.0000			0.0000
Landscaping	1.0000e-005	0.0000	1.1000e-004	0.0000		0.0000	0.0000		0.0000	0.0000		2.2000e-004	2.2000e-004	0.0000		2.3000e-004
Total	**1.0000e-005**	**0.0000**	**1.1000e-004**	**0.0000**		**0.0000**	**0.0000**		**0.0000**	**0.0000**		**2.2000e-004**	**2.2000e-004**	**0.0000**		**2.3000e-004**

Mitigated

	ROG	NOx	CO	SO2	Fugitive PM10	Exhaust PM10	PM10 Total	Fugitive PM2.5	Exhaust PM2.5	PM2.5 Total	Bio- CO2	NBio- CO2	Total CO2	CH4	N2O	CO2e
SubCategory	lb/day										lb/day					
Architectural Coating	0.0000					0.0000	0.0000		0.0000	0.0000			0.0000			0.0000
Consumer Products	0.0000					0.0000	0.0000		0.0000	0.0000			0.0000			0.0000
Landscaping	1.0000e-005	0.0000	1.1000e-004	0.0000		0.0000	0.0000		0.0000	0.0000		2.2000e-004	2.2000e-004	0.0000		2.3000e-004
Total	**1.0000e-005**	**0.0000**	**1.1000e-004**	**0.0000**		**0.0000**	**0.0000**		**0.0000**	**0.0000**		**2.2000e-004**	**2.2000e-004**	**0.0000**		**2.3000e-004**

7.0 Water Detail

7.1 Mitigation Measures Water

8.0 Waste Detail

8.1 Mitigation Measures Waste

9.0 Operational Offroad

Equipment Type	Number	Hours/Day	Days/Year	Horse Power	Load Factor	Fuel Type

10.0 Vegetation

South Bay WRP Expansion

San Diego County, Summer

1.0 Project Characteristics

1.1 Land Usage

Land Uses	Size	Metric	Lot Acreage	Floor Surface Area	Population
User Defined Industrial	1.00	User Defined Unit	4.50	100,000.00	0

1.2 Other Project Characteristics

Urbanization	Urban	**Wind Speed (m/s)**	2.6	**Precipitation Freq (Days)**	40
Climate Zone	13			**Operational Year**	2030
Utility Company	San Diego Gas & Electric				
CO2 Intensity (lb/MWhr)	720.49	**CH4 Intensity (lb/MWhr)**	0.029	**N2O Intensity (lb/MWhr)**	0.006

1.3 User Entered Comments & Non-Default Data

Project Characteristics -

Land Use - Acreage and square footage estimate of expanded facility size

Construction Phase - project specific timeline from 11/15/29 to 10/31/31

Off-road Equipment - Project specific equipment

Off-road Equipment - Project specific equipment

Off-road Equipment - Project specific equipment assumptions

Grading - 4.5 acre site preparation

Table Name	Column Name	Default Value	New Value
tblConstructionPhase	NumDays	230.00	452.00
tblConstructionPhase	NumDays	18.00	30.00
tblConstructionPhase	NumDays	5.00	30.00

tblGrading	AcresOfGrading	0.00	4.50
tblGrading	MaterialExported	0.00	160.00
tblLandUse	LandUseSquareFeet	0.00	100,000.00
tblLandUse	LotAcreage	0.00	4.50
tblOffRoadEquipment	OffRoadEquipmentUnitAmount	3.00	1.00
tblOffRoadEquipment	OffRoadEquipmentUnitAmount	2.00	1.00
tblOffRoadEquipment	OffRoadEquipmentUnitAmount	3.00	1.00
tblOffRoadEquipment	OffRoadEquipmentUnitAmount	3.00	2.00
tblOffRoadEquipment	OffRoadEquipmentUnitAmount	4.00	1.00
tblOffRoadEquipment	OffRoadEquipmentUnitAmount	1.00	2.00
tblProjectCharacteristics	OperationalYear	2014	2030
tblTripsAndVMT	HaulingTripNumber	20.00	300.00
tblTripsAndVMT	VendorTripNumber	0.00	4.00

2.0 Emissions Summary

2.1 Overall Construction (Maximum Daily Emission)

Unmitigated Construction

	ROG	NOx	CO	SO2	Fugitive PM10	Exhaust PM10	PM10 Total	Fugitive PM2.5	Exhaust PM2.5	PM2.5 Total	Bio- CO2	NBio- CO2	Total CO2	CH4	N2O	CO2e
Year	lb/day										lb/day					
2029	1.4610	11.5895	15.5338	0.0318	6.4239	0.4468	6.7828	3.3937	0.4253	3.7239	0.0000	2,825.8160	2,825.8160	0.4493	0.0000	2,835.2508
2030	1.3055	7.8748	15.3137	0.0344	0.4513	0.1502	0.6014	0.1218	0.1489	0.2707	0.0000	3,051.9695	3,051.9695	0.1145	0.0000	3,054.3736
2031	1.3026	7.8706	15.2906	0.0344	0.4513	0.1502	0.6014	0.1218	0.1489	0.2707	0.0000	3,050.6049	3,050.6049	0.1143	0.0000	3,053.0056
Total	**4.0690**	**27.3349**	**46.1381**	**0.1006**	**7.3264**	**0.7472**	**7.9856**	**3.6374**	**0.7231**	**4.2654**	**0.0000**	**8,928.3904**	**8,928.3904**	**0.6781**	**0.0000**	**8,942.6299**

Mitigated Construction

	ROG	NOx	CO	SO2	Fugitive PM10	Exhaust PM10	PM10 Total	Fugitive PM2.5	Exhaust PM2.5	PM2.5 Total	Bio- CO2	NBio- CO2	Total CO2	CH4	N2O	CO2e
Year	lb/day										lb/day					
2029	1.4610	11.5895	15.5338	0.0318	6.4239	0.4468	6.7828	3.3937	0.4253	3.7239	0.0000	2,825.8160	2,825.8160	0.4493	0.0000	2,835.2508
2030	1.3055	7.8748	15.3137	0.0344	0.4513	0.1502	0.6014	0.1218	0.1489	0.2707	0.0000	3,051.9695	3,051.9695	0.1145	0.0000	3,054.3736
2031	1.3026	7.8706	15.2906	0.0344	0.4513	0.1502	0.6014	0.1218	0.1489	0.2707	0.0000	3,050.6049	3,050.6049	0.1143	0.0000	3,053.0056
Total	**4.0690**	**27.3349**	**46.1381**	**0.1006**	**7.3264**	**0.7472**	**7.9856**	**3.6374**	**0.7231**	**4.2654**	**0.0000**	**8,928.3904**	**8,928.3904**	**0.6781**	**0.0000**	**8,942.6299**

	ROG	**NOx**	**CO**	**SO2**	**Fugitive PM10**	**Exhaust PM10**	**PM10 Total**	**Fugitive PM2.5**	**Exhaust PM2.5**	**PM2.5 Total**	**Bio- CO2**	**NBio-CO2**	**Total CO2**	**CH4**	**N20**	**CO2e**
Percent Reduction	**0.00**	**0.00**	**0.00**	**0.00**	**0.00**	**0.00**	**0.00**	**0.00**	**0.00**	**0.00**	**0.00**	**0.00**	**0.00**	**0.00**	**0.00**	**0.00**

2.2 Overall Operational

Unmitigated Operational

	ROG	NOx	CO	SO2	Fugitive PM10	Exhaust PM10	PM10 Total	Fugitive PM2.5	Exhaust PM2.5	PM2.5 Total	Bio- CO2	NBio- CO2	Total CO2	CH4	N2O	CO2e
Category	lb/day										lb/day					
Area	2.7749	0.0000	1.0000e-004	0.0000		0.0000	0.0000		0.0000	0.0000		2.2000e-004	2.2000e-004	0.0000		2.3000e-004
Energy	0.0000	0.0000	0.0000	0.0000		0.0000	0.0000		0.0000	0.0000		0.0000	0.0000	0.0000	0.0000	0.0000
Mobile	0.0000	0.0000	0.0000	0.0000	0.0000	0.0000	0.0000	0.0000	0.0000	0.0000		0.0000	0.0000	0.0000		0.0000
Total	**2.7749**	**0.0000**	**1.0000e-004**	**0.0000**	**0.0000**	**0.0000**	**0.0000**	**0.0000**	**0.0000**	**0.0000**		**2.2000e-004**	**2.2000e-004**	**0.0000**	**0.0000**	**2.3000e-004**

Mitigated Operational

	ROG	NOx	CO	SO2	Fugitive PM10	Exhaust PM10	PM10 Total	Fugitive PM2.5	Exhaust PM2.5	PM2.5 Total	Bio- CO2	NBio- CO2	Total CO2	CH4	N2O	CO2e
Category	lb/day										lb/day					
Area	2.7749	0.0000	1.0000e-004	0.0000		0.0000	0.0000		0.0000	0.0000		2.2000e-004	2.2000e-004	0.0000		2.3000e-004
Energy	0.0000	0.0000	0.0000	0.0000		0.0000	0.0000		0.0000	0.0000		0.0000	0.0000	0.0000	0.0000	0.0000
Mobile	0.0000	0.0000	0.0000	0.0000	0.0000	0.0000	0.0000	0.0000	0.0000	0.0000		0.0000	0.0000	0.0000		0.0000
Total	**2.7749**	**0.0000**	**1.0000e-004**	**0.0000**	**0.0000**	**0.0000**	**0.0000**	**0.0000**	**0.0000**	**0.0000**		**2.2000e-004**	**2.2000e-004**	**0.0000**	**0.0000**	**2.3000e-004**

	ROG	**NOx**	**CO**	**SO2**	**Fugitive PM10**	**Exhaust PM10**	**PM10 Total**	**Fugitive PM2.5**	**Exhaust PM2.5**	**PM2.5 Total**	**Bio- CO2**	**NBio-CO2**	**Total CO2**	**CH4**	**N20**	**CO2e**
Percent Reduction	**0.00**	**0.00**	**0.00**	**0.00**	**0.00**	**0.00**	**0.00**	**0.00**	**0.00**	**0.00**	**0.00**	**0.00**	**0.00**	**0.00**	**0.00**	**0.00**

3.0 Construction Detail

Construction Phase

Phase Number	Phase Name	Phase Type	Start Date	End Date	Num Days Week	Num Days	Phase Description
1	Site Preparation	Site Preparation	11/15/2029	12/26/2029	5	30	
2	Building Construction	Building Construction	12/27/2029	9/19/2031	5	452	
3	Paving	Paving	9/20/2031	10/31/2031	5	30	

Acres of Grading (Site Preparation Phase): 4.5

Acres of Grading (Grading Phase): 0

Acres of Paving: 0

Residential Indoor: 0; Residential Outdoor: 0; Non-Residential Indoor: 0; Non-Residential Outdoor: 0 (Architectural Coating – sqft)

OffRoad Equipment

Phase Name	Offroad Equipment Type	Amount	Usage Hours	Horse Power	Load Factor
Site Preparation	Rubber Tired Dozers	1	8.00	255	0.40
Site Preparation	Tractors/Loaders/Backhoes	1	8.00	97	0.37
Building Construction	Cranes	1	7.00	226	0.29
Building Construction	Forklifts	1	8.00	89	0.20
Building Construction	Generator Sets	1	8.00	84	0.74
Building Construction	Tractors/Loaders/Backhoes	2	7.00	97	0.37
Building Construction	Welders	2	8.00	46	0.45
Paving	Pavers	1	8.00	125	0.42
Paving	Paving Equipment	1	6.00	130	0.36

Trips and VMT

Phase Name	Offroad Equipment Count	Worker Trip Number	Vendor Trip Number	Hauling Trip Number	Worker Trip Length	Vendor Trip Length	Hauling Trip Length	Worker Vehicle Class	Vendor Vehicle Class	Hauling Vehicle Class
Site Preparation	2	5.00	4.00	300.00	10.80	7.30	20.00	LD_Mix	HDT_Mix	HHDT
Building Construction	7	42.00	16.00	0.00	10.80	7.30	20.00	LD_Mix	HDT_Mix	HHDT
Paving	2	5.00	0.00	0.00	10.80	7.30	20.00	LD_Mix	HDT_Mix	HHDT

3.1 Mitigation Measures Construction

3.2 Site Preparation - 2029

Unmitigated Construction On-Site

	ROG	NOx	CO	SO2	Fugitive PM10	Exhaust PM10	PM10 Total	Fugitive PM2.5	Exhaust PM2.5	PM2.5 Total	Bio- CO2	NBio- CO2	Total CO2	CH4	N2O	CO2e
Category	lb/day										lb/day					
Fugitive Dust					6.1819	0.0000	6.1819	3.3275	0.0000	3.3275			0.0000			0.0000

Off-Road	0.7921	7.3969	7.5527	0.0120		0.3251	0.3251		0.2991	0.2991		1,163.9281	1,163.9281	0.3764		1,171.8333
Total	**0.7921**	**7.3969**	**7.5527**	**0.0120**	**6.1819**	**0.3251**	**6.5070**	**3.3275**	**0.2991**	**3.6266**		**1,163.9281**	**1,163.9281**	**0.3764**		**1,171.8333**

Unmitigated Construction Off-Site

	ROG	NOx	CO	SO2	Fugitive PM10	Exhaust PM10	PM10 Total	Fugitive PM2.5	Exhaust PM2.5	PM2.5 Total	Bio- CO2	NBio- CO2	Total CO2	CH4	N2O	CO2e
Category	lb/day										lb/day					
Hauling	0.1359	0.9911	1.4860	7.3900e-003	0.1743	0.0302	0.2045	0.0477	0.0278	0.0755		695.4599	695.4599	4.8200e-003		695.5611
Vendor	0.0236	0.1398	0.2816	9.4000e-004	0.0266	3.3100e-003	0.0299	7.5800e-003	3.0500e-003	0.0106		88.1653	88.1653	6.1000e-004		88.1782
Worker	8.9100e-003	9.9600e-003	0.1098	5.2000e-004	0.0411	3.2000e-004	0.0414	0.0109	2.9000e-004	0.0112		33.3509	33.3509	1.2900e-003		33.3779
Total	**0.1684**	**1.1408**	**1.8775**	**8.8500e-003**	**0.2420**	**0.0338**	**0.2758**	**0.0662**	**0.0311**	**0.0974**		**816.9760**	**816.9760**	**6.7200e-003**		**817.1171**

Mitigated Construction On-Site

	ROG	NOx	CO	SO2	Fugitive PM10	Exhaust PM10	PM10 Total	Fugitive PM2.5	Exhaust PM2.5	PM2.5 Total	Bio- CO2	NBio- CO2	Total CO2	CH4	N2O	CO2e
Category	lb/day										lb/day					
Fugitive Dust					6.1819	0.0000	6.1819	3.3275	0.0000	3.3275			0.0000			0.0000
Off-Road	0.7921	7.3969	7.5527	0.0120		0.3251	0.3251		0.2991	0.2991	0.0000	1,163.9281	1,163.9281	0.3764		1,171.8333
Total	**0.7921**	**7.3969**	**7.5527**	**0.0120**	**6.1819**	**0.3251**	**6.5070**	**3.3275**	**0.2991**	**3.6266**	**0.0000**	**1,163.9281**	**1,163.9281**	**0.3764**		**1,171.8333**

Mitigated Construction Off-Site

	ROG	NOx	CO	SO2	Fugitive PM10	Exhaust PM10	PM10 Total	Fugitive PM2.5	Exhaust PM2.5	PM2.5 Total	Bio- CO2	NBio- CO2	Total CO2	CH4	N2O	CO2e
Category	lb/day										lb/day					
Hauling	0.1359	0.9911	1.4860	7.3900e-003	0.1743	0.0302	0.2045	0.0477	0.0278	0.0755		695.4599	695.4599	4.8200e-003		695.5611
Vendor	0.0236	0.1398	0.2816	9.4000e-004	0.0266	3.3100e-003	0.0299	7.5800e-003	3.0500e-003	0.0106		88.1653	88.1653	6.1000e-004		88.1782
Worker	8.9100e-003	9.9600e-003	0.1098	5.2000e-004	0.0411	3.2000e-004	0.0414	0.0109	2.9000e-004	0.0112		33.3509	33.3509	1.2900e-003		33.3779
Total	**0.1684**	**1.1408**	**1.8775**	**8.8500e-003**	**0.2420**	**0.0338**	**0.2758**	**0.0662**	**0.0311**	**0.0974**		**816.9760**	**816.9760**	**6.7200e-003**		**817.1171**

3.3 Building Construction - 2029

Unmitigated Construction On-Site

	ROG	NOx	CO	SO2	Fugitive PM10	Exhaust PM10	PM10 Total	Fugitive PM2.5	Exhaust PM2.5	PM2.5 Total	Bio- CO2	NBio- CO2	Total CO2	CH4	N2O	CO2e
Category	lb/day										lb/day					
Off-Road	1.2919	10.9465	13.4850	0.0236		0.4309	0.4309		0.4106	0.4106		2,193.0077	2,193.0077	0.4360		2,202.1639
Total	**1.2919**	**10.9465**	**13.4850**	**0.0236**		**0.4309**	**0.4309**		**0.4106**	**0.4106**		**2,193.0077**	**2,193.0077**	**0.4360**		**2,202.1639**

Unmitigated Construction Off-Site

	ROG	NOx	CO	SO2	Fugitive PM10	Exhaust PM10	PM10 Total	Fugitive PM2.5	Exhaust PM2.5	PM2.5 Total	Bio- CO2	NBio- CO2	Total CO2	CH4	N2O	CO2e
Category	lb/day										lb/day					

Hauling	0.0000	0.0000	0.0000	0.0000	0.0000	0.0000	0.0000	0.0000	0.0000	0.0000		0.0000	0.0000	0.0000		0.0000
Vendor	0.0943	0.5593	1.1266	3.7600e-003	0.1062	0.0133	0.1195	0.0303	0.0122	0.0425		352.6612	352.6612	2.4600e-003		352.7128
Worker	0.0749	0.0837	0.9223	4.3800e-003	0.3450	2.6600e-003	0.3477	0.0915	2.4600e-003	0.0940		280.1471	280.1471	0.0108		280.3741
Total	**0.1691**	**0.6430**	**2.0489**	**8.1400e-003**	**0.4513**	**0.0159**	**0.4672**	**0.1218**	**0.0147**	**0.1365**		**632.8083**	**632.8083**	**0.0133**		**633.0869**

Mitigated Construction On-Site

	ROG	NOx	CO	SO2	Fugitive PM10	Exhaust PM10	PM10 Total	Fugitive PM2.5	Exhaust PM2.5	PM2.5 Total	Bio- CO2	NBio- CO2	Total CO2	CH4	N2O	CO2e
Category	lb/day										lb/day					
Off-Road	1.2919	10.9465	13.4850	0.0236		0.4309	0.4309		0.4106	0.4106	0.0000	2,193.0077	2,193.0077	0.4360		2,202.1639
Total	**1.2919**	**10.9465**	**13.4850**	**0.0236**		**0.4309**	**0.4309**		**0.4106**	**0.4106**	**0.0000**	**2,193.0077**	**2,193.0077**	**0.4360**		**2,202.1639**

Mitigated Construction Off-Site

	ROG	NOx	CO	SO2	Fugitive PM10	Exhaust PM10	PM10 Total	Fugitive PM2.5	Exhaust PM2.5	PM2.5 Total	Bio- CO2	NBio- CO2	Total CO2	CH4	N2O	CO2e
Category	lb/day										lb/day					
Hauling	0.0000	0.0000	0.0000	0.0000	0.0000	0.0000	0.0000	0.0000	0.0000	0.0000		0.0000	0.0000	0.0000		0.0000
Vendor	0.0943	0.5593	1.1266	3.7600e-003	0.1062	0.0133	0.1195	0.0303	0.0122	0.0425		352.6612	352.6612	2.4600e-003		352.7128
Worker	0.0749	0.0837	0.9223	4.3800e-003	0.3450	2.6600e-003	0.3477	0.0915	2.4600e-003	0.0940		280.1471	280.1471	0.0108		280.3741
Total	**0.1691**	**0.6430**	**2.0489**	**8.1400e-003**	**0.4513**	**0.0159**	**0.4672**	**0.1218**	**0.0147**	**0.1365**		**632.8083**	**632.8083**	**0.0133**		**633.0869**

3.3 Building Construction - 2030

Unmitigated Construction On-Site

	ROG	NOx	CO	SO2	Fugitive PM10	Exhaust PM10	PM10 Total	Fugitive PM2.5	Exhaust PM2.5	PM2.5 Total	Bio- CO2	NBio- CO2	Total CO2	CH4	N2O	CO2e
Category	lb/day										lb/day					
Off-Road	1.1397	7.2370	13.2956	0.0263		0.1342	0.1342		0.1342	0.1342		2,420.7238	2,420.7238	0.1014		2,422.8535
Total	**1.1397**	**7.2370**	**13.2956**	**0.0263**		**0.1342**	**0.1342**		**0.1342**	**0.1342**		**2,420.7238**	**2,420.7238**	**0.1014**		**2,422.8535**

Unmitigated Construction Off-Site

	ROG	NOx	CO	SO2	Fugitive PM10	Exhaust PM10	PM10 Total	Fugitive PM2.5	Exhaust PM2.5	PM2.5 Total	Bio- CO2	NBio- CO2	Total CO2	CH4	N2O	CO2e
Category	lb/day										lb/day					
Hauling	0.0000	0.0000	0.0000	0.0000	0.0000	0.0000	0.0000	0.0000	0.0000	0.0000		0.0000	0.0000	0.0000		0.0000
Vendor	0.0933	0.5565	1.1188	3.7600e-003	0.1062	0.0133	0.1195	0.0303	0.0122	0.0425		352.7013	352.7013	2.4600e-003		352.7529
Worker	0.0725	0.0814	0.8993	4.3800e-003	0.3450	2.6700e-003	0.3477	0.0915	2.4700e-003	0.0940		278.5444	278.5444	0.0106		278.7672
Total	**0.1658**	**0.6378**	**2.0181**	**8.1400e-003**	**0.4513**	**0.0159**	**0.4672**	**0.1218**	**0.0147**	**0.1365**		**631.2456**	**631.2456**	**0.0131**		**631.5201**

Mitigated Construction On-Site

	ROG	NOx	CO	SO2	Fugitive PM10	Exhaust PM10	PM10 Total	Fugitive PM2.5	Exhaust PM2.5	PM2.5 Total	Bio- CO2	NBio- CO2	Total CO2	CH4	N2O	CO2e
Category	lb/day										lb/day					
Off-Road	1.1397	7.2370	13.2956	0.0263		0.1342	0.1342		0.1342	0.1342	0.0000	2,420.7238	2,420.7238	0.1014		2,422.8535
Total	**1.1397**	**7.2370**	**13.2956**	**0.0263**		**0.1342**	**0.1342**		**0.1342**	**0.1342**	**0.0000**	**2,420.7238**	**2,420.7238**	**0.1014**		**2,422.8535**

Mitigated Construction Off-Site

	ROG	NOx	CO	SO2	Fugitive PM10	Exhaust PM10	PM10 Total	Fugitive PM2.5	Exhaust PM2.5	PM2.5 Total	Bio- CO2	NBio- CO2	Total CO2	CH4	N2O	CO2e
Category	lb/day										lb/day					
Hauling	0.0000	0.0000	0.0000	0.0000	0.0000	0.0000	0.0000	0.0000	0.0000	0.0000		0.0000	0.0000	0.0000		0.0000
Vendor	0.0933	0.5565	1.1188	3.7600e-003	0.1062	0.0133	0.1195	0.0303	0.0122	0.0425		352.7013	352.7013	2.4600e-003		352.7529
Worker	0.0725	0.0814	0.8993	4.3800e-003	0.3450	2.6700e-003	0.3477	0.0915	2.4700e-003	0.0940		278.5444	278.5444	0.0106		278.7672
Total	**0.1658**	**0.6378**	**2.0181**	**8.1400e-003**	**0.4513**	**0.0159**	**0.4672**	**0.1218**	**0.0147**	**0.1365**		**631.2456**	**631.2456**	**0.0131**		**631.5201**

3.3 Building Construction - 2031

Unmitigated Construction On-Site

	ROG	NOx	CO	SO2	Fugitive PM10	Exhaust PM10	PM10 Total	Fugitive PM2.5	Exhaust PM2.5	PM2.5 Total	Bio- CO2	NBio- CO2	Total CO2	CH4	N2O	CO2e
Category	lb/day										lb/day					
Off-Road	1.1397	7.2370	13.2956	0.0263		0.1342	0.1342		0.1342	0.1342		2,420.7238	2,420.7238	0.1014		2,422.8535

Total	**1.1397**	**7.2370**	**13.2956**	**0.0263**		**0.1342**	**0.1342**		**0.1342**	**0.1342**		**2,420.7238**	**2,420.7238**	**0.1014**		**2,422.8535**

Unmitigated Construction Off-Site

	ROG	NOx	CO	SO2	Fugitive PM10	Exhaust PM10	PM10 Total	Fugitive PM2.5	Exhaust PM2.5	PM2.5 Total	Bio- CO2	NBio- CO2	Total CO2	CH4	N2O	CO2e
Category	lb/day										lb/day					
Hauling	0.0000	0.0000	0.0000	0.0000	0.0000	0.0000	0.0000	0.0000	0.0000	0.0000		0.0000	0.0000	0.0000		0.0000
Vendor	0.0925	0.5543	1.1139	3.7600e-003	0.1062	0.0133	0.1195	0.0303	0.0122	0.0425		352.6825	352.6825	2.4600e-003		352.7341
Worker	0.0704	0.0793	0.8811	4.3800e-003	0.3450	2.6700e-003	0.3477	0.0915	2.4800e-003	0.0940		277.1987	277.1987	0.0105		277.4181
Total	**0.1629**	**0.6336**	**1.9950**	**8.1400e-003**	**0.4513**	**0.0159**	**0.4672**	**0.1218**	**0.0147**	**0.1365**		**629.8811**	**629.8811**	**0.0129**		**630.1521**

Mitigated Construction On-Site

	ROG	NOx	CO	SO2	Fugitive PM10	Exhaust PM10	PM10 Total	Fugitive PM2.5	Exhaust PM2.5	PM2.5 Total	Bio- CO2	NBio- CO2	Total CO2	CH4	N2O	CO2e
Category	lb/day										lb/day					
Off-Road	1.1397	7.2370	13.2956	0.0263		0.1342	0.1342		0.1342	0.1342	0.0000	2,420.7238	2,420.7238	0.1014		2,422.8535
Total	**1.1397**	**7.2370**	**13.2956**	**0.0263**		**0.1342**	**0.1342**		**0.1342**	**0.1342**	**0.0000**	**2,420.7238**	**2,420.7238**	**0.1014**		**2,422.8535**

Mitigated Construction Off-Site

	ROG	NOx	CO	SO2	Fugitive PM10	Exhaust PM10	PM10 Total	Fugitive PM2.5	Exhaust PM2.5	PM2.5 Total	Bio- CO2	NBio- CO2	Total CO2	CH4	N2O	CO2e
Category	lb/day										lb/day					
Hauling	0.0000	0.0000	0.0000	0.0000	0.0000	0.0000	0.0000	0.0000	0.0000	0.0000		0.0000	0.0000	0.0000		0.0000
Vendor	0.0925	0.5543	1.1139	3.7600e-003	0.1062	0.0133	0.1195	0.0303	0.0122	0.0425		352.6825	352.6825	2.4600e-003		352.7341
Worker	0.0704	0.0793	0.8811	4.3800e-003	0.3450	2.6700e-003	0.3477	0.0915	2.4800e-003	0.0940		277.1987	277.1987	0.0105		277.4181
Total	**0.1629**	**0.6336**	**1.9950**	**8.1400e-003**	**0.4513**	**0.0159**	**0.4672**	**0.1218**	**0.0147**	**0.1365**		**629.8811**	**629.8811**	**0.0129**		**630.1521**

3.4 Paving - 2031

Unmitigated Construction On-Site

	ROG	NOx	CO	SO2	Fugitive PM10	Exhaust PM10	PM10 Total	Fugitive PM2.5	Exhaust PM2.5	PM2.5 Total	Bio- CO2	NBio- CO2	Total CO2	CH4	N2O	CO2e
Category	lb/day										lb/day					
Off-Road	0.4573	2.1632	5.1263	9.2700e-003		0.1119	0.1119		0.1119	0.1119		878.0217	878.0217	0.0411		878.8847
Paving	0.0000					0.0000	0.0000		0.0000	0.0000			0.0000			0.0000
Total	**0.4573**	**2.1632**	**5.1263**	**9.2700e-003**		**0.1119**	**0.1119**		**0.1119**	**0.1119**		**878.0217**	**878.0217**	**0.0411**		**878.8847**

Unmitigated Construction Off-Site

	ROG	NOx	CO	SO2	Fugitive PM10	Exhaust PM10	PM10 Total	Fugitive PM2.5	Exhaust PM2.5	PM2.5 Total	Bio- CO2	NBio- CO2	Total CO2	CH4	N2O	CO2e
Category	lb/day										lb/day					

Hauling	0.0000	0.0000	0.0000	0.0000	0.0000	0.0000	0.0000	0.0000	0.0000	0.0000		0.0000	0.0000	0.0000		0.0000
Vendor	0.0000	0.0000	0.0000	0.0000	0.0000	0.0000	0.0000	0.0000	0.0000	0.0000		0.0000	0.0000	0.0000		0.0000
Worker	8.3800e-003	9.4500e-003	0.1049	5.2000e-004	0.0411	3.2000e-004	0.0414	0.0109	3.0000e-004	0.0112		32.9998	32.9998	1.2400e-003		33.0260
Total	**8.3800e-003**	**9.4500e-003**	**0.1049**	**5.2000e-004**	**0.0411**	**3.2000e-004**	**0.0414**	**0.0109**	**3.0000e-004**	**0.0112**		**32.9998**	**32.9998**	**1.2400e-003**		**33.0260**

Mitigated Construction On-Site

	ROG	NOx	CO	SO2	Fugitive PM10	Exhaust PM10	PM10 Total	Fugitive PM2.5	Exhaust PM2.5	PM2.5 Total	Bio- CO2	NBio- CO2	Total CO2	CH4	N2O	CO2e
Category	lb/day										lb/day					
Off-Road	0.4573	2.1632	5.1263	9.2700e-003		0.1119	0.1119		0.1119	0.1119	0.0000	878.0217	878.0217	0.0411		878.8847
Paving	0.0000					0.0000	0.0000		0.0000	0.0000			0.0000			0.0000
Total	**0.4573**	**2.1632**	**5.1263**	**9.2700e-003**		**0.1119**	**0.1119**		**0.1119**	**0.1119**	**0.0000**	**878.0217**	**878.0217**	**0.0411**		**878.8847**

Mitigated Construction Off-Site

	ROG	NOx	CO	SO2	Fugitive PM10	Exhaust PM10	PM10 Total	Fugitive PM2.5	Exhaust PM2.5	PM2.5 Total	Bio- CO2	NBio- CO2	Total CO2	CH4	N2O	CO2e
Category	lb/day										lb/day					
Hauling	0.0000	0.0000	0.0000	0.0000	0.0000	0.0000	0.0000	0.0000	0.0000	0.0000		0.0000	0.0000	0.0000		0.0000
Vendor	0.0000	0.0000	0.0000	0.0000	0.0000	0.0000	0.0000	0.0000	0.0000	0.0000		0.0000	0.0000	0.0000		0.0000
Worker	8.3800e-003	9.4500e-003	0.1049	5.2000e-004	0.0411	3.2000e-004	0.0414	0.0109	3.0000e-004	0.0112		32.9998	32.9998	1.2400e-003		33.0260
Total	**8.3800e-003**	**9.4500e-003**	**0.1049**	**5.2000e-004**	**0.0411**	**3.2000e-004**	**0.0414**	**0.0109**	**3.0000e-004**	**0.0112**		**32.9998**	**32.9998**	**1.2400e-003**		**33.0260**

4.0 Operational Detail - Mobile

4.1 Mitigation Measures Mobile

	ROG	NOx	CO	SO2	Fugitive PM10	Exhaust PM10	PM10 Total	Fugitive PM2.5	Exhaust PM2.5	PM2.5 Total	Bio- CO2	NBio- CO2	Total CO2	CH4	N2O	CO2e
Category	lb/day										lb/day					
Mitigated	0.0000	0.0000	0.0000	0.0000	0.0000	0.0000	0.0000	0.0000	0.0000	0.0000		0.0000	0.0000	0.0000		0.0000
Unmitigated	0.0000	0.0000	0.0000	0.0000	0.0000	0.0000	0.0000	0.0000	0.0000	0.0000		0.0000	0.0000	0.0000		0.0000

4.2 Trip Summary Information

	Average Daily Trip Rate			Unmitigated	Mitigated
Land Use	Weekday	Saturday	Sunday	Annual VMT	Annual VMT
User Defined Industrial	0.00	0.00	0.00		
Total	0.00	0.00	0.00		

4.3 Trip Type Information

	Miles			Trip %			Trip Purpose %		
Land Use	H-W or C-W	H-S or C-C	H-O or C-NW	H-W or C-W	H-S or C-C	H-O or C-NW	Primary	Diverted	Pass-by
User Defined Industrial	9.50	7.30	7.30	0.00	0.00	0.00	0	0	0

LDA	LDT1	LDT2	MDV	LHD1	LHD2	MHD	HHD	OBUS	UBUS	MCY	SBUS	MH
0.511899	0.073785	0.191337	0.129949	0.036287	0.005233	0.012831	0.024351	0.001922	0.001998	0.006506	0.000492	0.003409

5.0 Energy Detail

4.4 Fleet Mix

Historical Energy Use: N

5.1 Mitigation Measures Energy

	ROG	NOx	CO	SO2	Fugitive PM10	Exhaust PM10	PM10 Total	Fugitive PM2.5	Exhaust PM2.5	PM2.5 Total	Bio- CO2	NBio- CO2	Total CO2	CH4	N2O	CO2e
Category	lb/day										lb/day					
NaturalGas Mitigated	0.0000	0.0000	0.0000	0.0000		0.0000	0.0000		0.0000	0.0000		0.0000	0.0000	0.0000	0.0000	0.0000
NaturalGas Unmitigated	0.0000	0.0000	0.0000	0.0000		0.0000	0.0000		0.0000	0.0000		0.0000	0.0000	0.0000	0.0000	0.0000

5.2 Energy by Land Use - NaturalGas

Unmitigated

	NaturalGas Use	ROG	NOx	CO	SO2	Fugitive PM10	Exhaust PM10	PM10 Total	Fugitive PM2.5	Exhaust PM2.5	PM2.5 Total	Bio- CO2	NBio- CO2	Total CO2	CH4	N2O	CO2e
Land Use	kBTU/yr	lb/day										lb/day					
User Defined Industrial	0	0.0000	0.0000	0.0000	0.0000		0.0000	0.0000		0.0000	0.0000		0.0000	0.0000	0.0000	0.0000	0.0000
Total		**0.0000**	**0.0000**	**0.0000**	**0.0000**		**0.0000**	**0.0000**		**0.0000**	**0.0000**		**0.0000**	**0.0000**	**0.0000**	**0.0000**	**0.0000**

Mitigated

	NaturalGas Use	ROG	NOx	CO	SO2	Fugitive PM10	Exhaust PM10	PM10 Total	Fugitive PM2.5	Exhaust PM2.5	PM2.5 Total	Bio- CO2	NBio- CO2	Total CO2	CH4	N2O	CO2e
Land Use	kBTU/yr	lb/day										lb/day					
User Defined Industrial	0	0.0000	0.0000	0.0000	0.0000		0.0000	0.0000		0.0000	0.0000		0.0000	0.0000	0.0000	0.0000	0.0000
Total		**0.0000**	**0.0000**	**0.0000**	**0.0000**		**0.0000**	**0.0000**		**0.0000**	**0.0000**		**0.0000**	**0.0000**	**0.0000**	**0.0000**	**0.0000**

6.0 Area Detail

6.1 Mitigation Measures Area

	ROG	NOx	CO	SO2	Fugitive PM10	Exhaust PM10	PM10 Total	Fugitive PM2.5	Exhaust PM2.5	PM2.5 Total	Bio- CO2	NBio- CO2	Total CO2	CH4	N2O	CO2e
Category	lb/day										lb/day					
Mitigated	2.7749	0.0000	1.0000e-004	0.0000		0.0000	0.0000		0.0000	0.0000		2.2000e-004	2.2000e-004	0.0000		2.3000e-004
Unmitigated	2.7749	0.0000	1.0000e-004	0.0000		0.0000	0.0000		0.0000	0.0000		2.2000e-004	2.2000e-004	0.0000		2.3000e-004

6.2 Area by SubCategory

Unmitigated

	ROG	NOx	CO	SO2	Fugitive PM10	Exhaust PM10	PM10 Total	Fugitive PM2.5	Exhaust PM2.5	PM2.5 Total	Bio- CO2	NBio- CO2	Total CO2	CH4	N2O	CO2e
SubCategory	lb/day										lb/day					
Architectural Coating	0.6349					0.0000	0.0000		0.0000	0.0000			0.0000			0.0000

Consumer Products	2.1400					0.0000	0.0000		0.0000	0.0000			0.0000			0.0000
Landscaping	1.0000e-005	0.0000	1.0000e-004	0.0000		0.0000	0.0000		0.0000	0.0000		2.2000e-004	2.2000e-004	0.0000		2.3000e-004
Total	**2.7749**	**0.0000**	**1.0000e-004**	**0.0000**		**0.0000**	**0.0000**		**0.0000**	**0.0000**		**2.2000e-004**	**2.2000e-004**	**0.0000**		**2.3000e-004**

Mitigated

	ROG	NOx	CO	SO2	Fugitive PM10	Exhaust PM10	PM10 Total	Fugitive PM2.5	Exhaust PM2.5	PM2.5 Total	Bio- CO2	NBio- CO2	Total CO2	CH4	N2O	CO2e
SubCategory	lb/day										lb/day					
Architectural Coating	0.6349					0.0000	0.0000		0.0000	0.0000			0.0000			0.0000
Consumer Products	2.1400					0.0000	0.0000		0.0000	0.0000			0.0000			0.0000
Landscaping	1.0000e-005	0.0000	1.0000e-004	0.0000		0.0000	0.0000		0.0000	0.0000		2.2000e-004	2.2000e-004	0.0000		2.3000e-004
Total	**2.7749**	**0.0000**	**1.0000e-004**	**0.0000**		**0.0000**	**0.0000**		**0.0000**	**0.0000**		**2.2000e-004**	**2.2000e-004**	**0.0000**		**2.3000e-004**

7.0 Water Detail

7.1 Mitigation Measures Water

8.0 Waste Detail

8.1 Mitigation Measures Waste

9.0 Operational Offroad

Equipment Type	Number	Hours/Day	Days/Year	Horse Power	Load Factor	Fuel Type

10.0 Vegetation

SB AWPF

San Diego County, Winter

1.0 Project Characteristics

1.1 Land Usage

Land Uses	Size	Metric	Lot Acreage	Floor Surface Area	Population
User Defined Industrial	1.00	User Defined Unit	5.00	0.00	0

1.2 Other Project Characteristics

Urbanization	Urban	**Wind Speed (m/s)**	2.6	**Precipitation Freq (Days)**	40
Climate Zone	13			**Operational Year**	2014
Utility Company	San Diego Gas & Electric				
CO2 Intensity (lb/MWhr)	720.49	**CH4 Intensity (lb/MWhr)**	0.029	**N2O Intensity (lb/MWhr)**	0.006

1.3 User Entered Comments & Non-Default Data

Project Characteristics -

Land Use - project specific lot acreage

Construction Phase - project specific schedule

Trips and VMT - Modified

Grading - Modified

Table Name	Column Name	Default Value	New Value
tblConstructionPhase	NumDays	230.00	432.00
tblConstructionPhase	NumDays	8.00	40.00
tblConstructionPhase	NumDays	18.00	20.00
tblConstructionPhase	NumDays	5.00	20.00
tblGrading	AcresOfGrading	15.00	4.00

tblGrading	MaterialExported	0.00	160.00
tblLandUse	LotAcreage	0.00	5.00
tblTripsAndVMT	HaulingTripNumber	20.00	400.00
tblTripsAndVMT	VendorTripNumber	0.00	4.00

2.0 Emissions Summary

2.1 Overall Construction (Maximum Daily Emission)

Unmitigated Construction

	ROG	NOx	CO	SO2	Fugitive PM10	Exhaust PM10	PM10 Total	Fugitive PM2.5	Exhaust PM2.5	PM2.5 Total	Bio- CO2	NBio- CO2	Total CO2	CH4	N2O	CO2e
Year	lb/day										lb/day					
2029	2.5679	23.7081	25.6414	0.0419	27.2738	1.0338	28.3076	14.9428	0.9511	15.8939	0.0000	3,993.9825	3,993.9825	1.2323	0.0000	4,019.8602
2030	1.3041	7.9179	16.1313	0.0308	0.0000	0.1476	0.1476	0.0000	0.1476	0.1476	0.0000	2,884.8300	2,884.8300	0.1158	0.0000	2,887.2617
2031	1.3814	7.9179	16.1313	0.0308	0.1232	0.3243	0.4476	0.0327	0.3243	0.3569	0.0000	2,884.8300	2,884.8300	0.1256	0.0000	2,887.4677
Total	**5.2534**	**39.5438**	**57.9040**	**0.1035**	**27.3970**	**1.5057**	**28.9027**	**14.9755**	**1.4230**	**16.3985**	**0.0000**	**9,763.6424**	**9,763.6424**	**1.4737**	**0.0000**	**9,794.5896**

Mitigated Construction

	ROG	NOx	CO	SO2	Fugitive PM10	Exhaust PM10	PM10 Total	Fugitive PM2.5	Exhaust PM2.5	PM2.5 Total	Bio- CO2	NBio- CO2	Total CO2	CH4	N2O	CO2e
Year	lb/day										lb/day					
2029	2.5679	23.7081	25.6414	0.0419	27.2738	1.0338	28.3076	14.9428	0.9511	15.8939	0.0000	3,993.9825	3,993.9825	1.2323	0.0000	4,019.8602
2030	1.3041	7.9179	16.1313	0.0308	0.0000	0.1476	0.1476	0.0000	0.1476	0.1476	0.0000	2,884.8300	2,884.8300	0.1158	0.0000	2,887.2617

2031	1.3814	7.9179	16.1313	0.0308	0.1232	0.3243	0.4476	0.0327	0.3243	0.3569	0.0000	2,884.8300	2,884.8300	0.1256	0.0000	2,887.4677
Total	**5.2534**	**39.5438**	**57.9040**	**0.1035**	**27.3970**	**1.5057**	**28.9027**	**14.9755**	**1.4230**	**16.3985**	**0.0000**	**9,763.6424**	**9,763.6424**	**1.4737**	**0.0000**	**9,794.5896**

	ROG	NOx	CO	SO2	Fugitive PM10	Exhaust PM10	PM10 Total	Fugitive PM2.5	Exhaust PM2.5	PM2.5 Total	Bio- CO2	NBio-CO2	Total CO2	CH4	N20	CO2e
Percent Reduction	**0.00**	**0.00**	**0.00**	**0.00**	**0.00**	**0.00**	**0.00**	**0.00**	**0.00**	**0.00**	**0.00**	**0.00**	**0.00**	**0.00**	**0.00**	**0.00**

2.2 Overall Operational

Unmitigated Operational

	ROG	NOx	CO	SO2	Fugitive PM10	Exhaust PM10	PM10 Total	Fugitive PM2.5	Exhaust PM2.5	PM2.5 Total	Bio- CO2	NBio- CO2	Total CO2	CH4	N2O	CO2e
Category	lb/day										lb/day					
Area	1.0000e-005	0.0000	1.1000e-004	0.0000		0.0000	0.0000		0.0000	0.0000		2.2000e-004	2.2000e-004	0.0000		2.3000e-004
Energy	0.0000	0.0000	0.0000	0.0000		0.0000	0.0000		0.0000	0.0000		0.0000	0.0000	0.0000	0.0000	0.0000
Mobile	0.0000	0.0000	0.0000	0.0000	0.0000	0.0000	0.0000	0.0000	0.0000	0.0000		0.0000	0.0000	0.0000		0.0000
Total	**1.0000e-005**	**0.0000**	**1.1000e-004**	**0.0000**	**0.0000**	**0.0000**	**0.0000**	**0.0000**	**0.0000**	**0.0000**		**2.2000e-004**	**2.2000e-004**	**0.0000**	**0.0000**	**2.3000e-004**

Mitigated Operational

	ROG	NOx	CO	SO2	Fugitive PM10	Exhaust PM10	PM10 Total	Fugitive PM2.5	Exhaust PM2.5	PM2.5 Total	Bio- CO2	NBio- CO2	Total CO2	CH4	N2O	CO2e
Category	lb/day										lb/day					
Area	1.0000e-005	0.0000	1.1000e-004	0.0000		0.0000	0.0000		0.0000	0.0000		2.2000e-004	2.2000e-004	0.0000		2.3000e-004
Energy	0.0000	0.0000	0.0000	0.0000		0.0000	0.0000		0.0000	0.0000		0.0000	0.0000	0.0000	0.0000	0.0000

Mobile	0.0000	0.0000	0.0000	0.0000	0.0000	0.0000	0.0000	0.0000	0.0000	0.0000		0.0000	0.0000	0.0000		0.0000
Total	**1.0000e-005**	**0.0000**	**1.1000e-004**	**0.0000**	**0.0000**	**0.0000**	**0.0000**	**0.0000**	**0.0000**	**0.0000**		**2.2000e-004**	**2.2000e-004**	**0.0000**	**0.0000**	**2.3000e-004**

	ROG	NOx	CO	SO2	Fugitive PM10	Exhaust PM10	PM10 Total	Fugitive PM2.5	Exhaust PM2.5	PM2.5 Total	Bio- CO2	NBio-CO2	Total CO2	CH4	N20	CO2e
Percent Reduction	**0.00**	**0.00**	**0.00**	**0.00**	**0.00**	**0.00**	**0.00**	**0.00**	**0.00**	**0.00**	**0.00**	**0.00**	**0.00**	**0.00**	**0.00**	**0.00**

3.0 Construction Detail

Construction Phase

Phase Number	Phase Name	Phase Type	Start Date	End Date	Num Days Week	Num Days	Phase Description
1	Site Preparation	Site Preparation	8/15/2029	9/11/2029	5	20	
2	Grading	Grading	9/12/2029	11/6/2029	5	40	
3	Building Construction	Building Construction	11/7/2029	7/3/2031	5	432	
4	Paving	Paving	7/4/2031	7/31/2031	5	20	

Acres of Grading (Site Preparation Phase): 0

Acres of Grading (Grading Phase): 4

Acres of Paving: 0

Residential Indoor: 0; Residential Outdoor: 0; Non-Residential Indoor: 0; Non-Residential Outdoor: 0 (Architectural Coating – sqft)

OffRoad Equipment

Phase Name	Offroad Equipment Type	Amount	Usage Hours	Horse Power	Load Factor
Site Preparation	Rubber Tired Dozers	3	8.00	255	0.40
Site Preparation	Tractors/Loaders/Backhoes	4	8.00	97	0.37
Grading	Excavators	1	8.00	162	0.38
Grading	Graders	1	8.00	174	0.41
Grading	Rubber Tired Dozers	1	8.00	255	0.40
Grading	Tractors/Loaders/Backhoes	3	8.00	97	0.37

Building Construction	Cranes	1	7.00	226	0.29
Building Construction	Forklifts	3	8.00	89	0.20
Building Construction	Generator Sets	1	8.00	84	0.74
Building Construction	Tractors/Loaders/Backhoes	3	7.00	97	0.37
Building Construction	Welders	1	8.00	46	0.45
Paving	Pavers	2	8.00	125	0.42
Paving	Paving Equipment	2	8.00	130	0.36
Paving	Rollers	2	8.00	80	0.38

Trips and VMT

Phase Name	Offroad Equipment Count	Worker Trip Number	Vendor Trip Number	Hauling Trip Number	Worker Trip Length	Vendor Trip Length	Hauling Trip Length	Worker Vehicle Class	Vendor Vehicle Class	Hauling Vehicle Class
Site Preparation	7	18.00	4.00	0.00	10.80	7.30	20.00	LD_Mix	HDT_Mix	HHDT
Grading	6	15.00	0.00	400.00	10.80	7.30	20.00	LD_Mix	HDT_Mix	HHDT
Building Construction	9	0.00	0.00	0.00	10.80	7.30	20.00	LD_Mix	HDT_Mix	HHDT
Paving	6	15.00	0.00	0.00	10.80	7.30	20.00	LD_Mix	HDT_Mix	HHDT

3.1 Mitigation Measures Construction

3.2 Site Preparation - 2029

Unmitigated Construction On-Site

	ROG	NOx	CO	SO2	Fugitive PM10	Exhaust PM10	PM10 Total	Fugitive PM2.5	Exhaust PM2.5	PM2.5 Total	Bio- CO2	NBio- CO2	Total CO2	CH4	N2O	CO2e
Category	lb/day										lb/day					
Fugitive Dust					27.0994	0.0000	27.0994	14.8960	0.0000	14.8960			0.0000			0.0000
Off-Road	2.5083	23.5257	24.8879	0.0392		1.0293	1.0293		0.9470	0.9470		3,793.8403	3,793.8403	1.2270		3,819.6074
Total	**2.5083**	**23.5257**	**24.8879**	**0.0392**	**27.0994**	**1.0293**	**28.1287**	**14.8960**	**0.9470**	**15.8430**		**3,793.8403**	**3,793.8403**	**1.2270**		**3,819.6074**

Unmitigated Construction Off-Site

	ROG	NOx	CO	SO2	Fugitive PM10	Exhaust PM10	PM10 Total	Fugitive PM2.5	Exhaust PM2.5	PM2.5 Total	Bio- CO2	NBio- CO2	Total CO2	CH4	N2O	CO2e
Category	lb/day										lb/day					
Hauling	0.0000	0.0000	0.0000	0.0000	0.0000	0.0000	0.0000	0.0000	0.0000	0.0000		0.0000	0.0000	0.0000		0.0000
Vendor	0.0260	0.1423	0.3813	9.3000e-004	0.0266	3.3400e-003	0.0299	7.5800e-003	3.0700e-003	0.0107		87.4790	87.4790	6.4000e-004		87.4923
Worker	0.0337	0.0401	0.3722	1.7600e-003	0.1479	1.1400e-003	0.1490	0.0392	1.0600e-003	0.0403		112.6633	112.6633	4.6300e-003		112.7605
Total	**0.0596**	**0.1824**	**0.7535**	**2.6900e-003**	**0.1744**	**4.4800e-003**	**0.1789**	**0.0468**	**4.1300e-003**	**0.0509**		**200.1422**	**200.1422**	**5.2700e-003**		**200.2529**

Mitigated Construction On-Site

	ROG	NOx	CO	SO2	Fugitive PM10	Exhaust PM10	PM10 Total	Fugitive PM2.5	Exhaust PM2.5	PM2.5 Total	Bio- CO2	NBio- CO2	Total CO2	CH4	N2O	CO2e
Category	lb/day										lb/day					
Fugitive Dust					27.0994	0.0000	27.0994	14.8960	0.0000	14.8960			0.0000			0.0000
Off-Road	2.5083	23.5257	24.8879	0.0392		1.0293	1.0293		0.9470	0.9470	0.0000	3,793.8403	3,793.8403	1.2270		3,819.6074
Total	**2.5083**	**23.5257**	**24.8879**	**0.0392**	**27.0994**	**1.0293**	**28.1287**	**14.8960**	**0.9470**	**15.8430**	**0.0000**	**3,793.8403**	**3,793.8403**	**1.2270**		**3,819.6074**

Mitigated Construction Off-Site

	ROG	NOx	CO	SO2	Fugitive PM10	Exhaust PM10	PM10 Total	Fugitive PM2.5	Exhaust PM2.5	PM2.5 Total	Bio- CO2	NBio- CO2	Total CO2	CH4	N2O	CO2e
Category	lb/day										lb/day					
Hauling	0.0000	0.0000	0.0000	0.0000	0.0000	0.0000	0.0000	0.0000	0.0000	0.0000		0.0000	0.0000	0.0000		0.0000
Vendor	0.0260	0.1423	0.3813	9.3000e-004	0.0266	3.3400e-003	0.0299	7.5800e-003	3.0700e-003	0.0107		87.4790	87.4790	6.4000e-004		87.4923
Worker	0.0337	0.0401	0.3722	1.7600e-003	0.1479	1.1400e-003	0.1490	0.0392	1.0600e-003	0.0403		112.6633	112.6633	4.6300e-003		112.7605
Total	**0.0596**	**0.1824**	**0.7535**	**2.6900e-003**	**0.1744**	**4.4800e-003**	**0.1789**	**0.0468**	**4.1300e-003**	**0.0509**		**200.1422**	**200.1422**	**5.2700e-003**		**200.2529**

3.3 Grading - 2029

Unmitigated Construction On-Site

	ROG	NOx	CO	SO2	Fugitive PM10	Exhaust PM10	PM10 Total	Fugitive PM2.5	Exhaust PM2.5	PM2.5 Total	Bio- CO2	NBio- CO2	Total CO2	CH4	N2O	CO2e
Category	lb/day										lb/day					
Fugitive Dust					4.6232	0.0000	4.6232	2.4942	0.0000	2.4942			0.0000			0.0000
Off-Road	1.6413	14.8099	19.6541	0.0298		0.6861	0.6861		0.6312	0.6312		2,883.1144	2,883.1144	0.9325		2,902.6960
Total	**1.6413**	**14.8099**	**19.6541**	**0.0298**	**4.6232**	**0.6861**	**5.3092**	**2.4942**	**0.6312**	**3.1254**		**2,883.1144**	**2,883.1144**	**0.9325**		**2,902.6960**

Unmitigated Construction Off-Site

	ROG	NOx	CO	SO2	Fugitive PM10	Exhaust PM10	PM10 Total	Fugitive PM2.5	Exhaust PM2.5	PM2.5 Total	Bio- CO2	NBio- CO2	Total CO2	CH4	N2O	CO2e
Category	lb/day										lb/day					
Hauling	0.1436	1.0215	1.8871	7.3800e-003	0.1743	0.0303	0.2046	0.0477	0.0279	0.0756		693.8144	693.8144	4.9100e-003		693.9174

Vendor	0.0000	0.0000	0.0000	0.0000	0.0000	0.0000	0.0000	0.0000	0.0000	0.0000		0.0000	0.0000	0.0000		0.0000
Worker	0.0281	0.0334	0.3101	1.4700e-003	0.1232	9.5000e-004	0.1242	0.0327	8.8000e-004	0.0336		93.8861	93.8861	3.8600e-003		93.9671
Total	**0.1717**	**1.0549**	**2.1972**	**8.8500e-003**	**0.2976**	**0.0312**	**0.3288**	**0.0804**	**0.0287**	**0.1092**		**787.7004**	**787.7004**	**8.7700e-003**		**787.8845**

Mitigated Construction On-Site

	ROG	NOx	CO	SO2	Fugitive PM10	Exhaust PM10	PM10 Total	Fugitive PM2.5	Exhaust PM2.5	PM2.5 Total	Bio- CO2	NBio- CO2	Total CO2	CH4	N2O	CO2e
Category	lb/day										lb/day					
Fugitive Dust					4.6232	0.0000	4.6232	2.4942	0.0000	2.4942			0.0000			0.0000
Off-Road	1.6413	14.8099	19.6541	0.0298		0.6861	0.6861		0.6312	0.6312	0.0000	2,883.1144	2,883.1144	0.9325		2,902.6960
Total	**1.6413**	**14.8099**	**19.6541**	**0.0298**	**4.6232**	**0.6861**	**5.3092**	**2.4942**	**0.6312**	**3.1254**	**0.0000**	**2,883.1144**	**2,883.1144**	**0.9325**		**2,902.6960**

Mitigated Construction Off-Site

	ROG	NOx	CO	SO2	Fugitive PM10	Exhaust PM10	PM10 Total	Fugitive PM2.5	Exhaust PM2.5	PM2.5 Total	Bio- CO2	NBio- CO2	Total CO2	CH4	N2O	CO2e
Category	lb/day										lb/day					
Hauling	0.1436	1.0215	1.8871	7.3800e-003	0.1743	0.0303	0.2046	0.0477	0.0279	0.0756		693.8144	693.8144	4.9100e-003		693.9174
Vendor	0.0000	0.0000	0.0000	0.0000	0.0000	0.0000	0.0000	0.0000	0.0000	0.0000		0.0000	0.0000	0.0000		0.0000
Worker	0.0281	0.0334	0.3101	1.4700e-003	0.1232	9.5000e-004	0.1242	0.0327	8.8000e-004	0.0336		93.8861	93.8861	3.8600e-003		93.9671
Total	**0.1717**	**1.0549**	**2.1972**	**8.8500e-003**	**0.2976**	**0.0312**	**0.3288**	**0.0804**	**0.0287**	**0.1092**		**787.7004**	**787.7004**	**8.7700e-003**		**787.8845**

3.4 Building Construction - 2029

Unmitigated Construction On-Site

	ROG	NOx	CO	SO2	Fugitive PM10	Exhaust PM10	PM10 Total	Fugitive PM2.5	Exhaust PM2.5	PM2.5 Total	Bio- CO2	NBio- CO2	Total CO2	CH4	N2O	CO2e
Category	lb/day										lb/day					
Off-Road	1.3615	12.4097	16.0518	0.0269		0.5250	0.5250		0.4939	0.4939		2,545.8905	2,545.8905	0.5975		2,558.4386
Total	**1.3615**	**12.4097**	**16.0518**	**0.0269**		**0.5250**	**0.5250**		**0.4939**	**0.4939**		**2,545.8905**	**2,545.8905**	**0.5975**		**2,558.4386**

Unmitigated Construction Off-Site

	ROG	NOx	CO	SO2	Fugitive PM10	Exhaust PM10	PM10 Total	Fugitive PM2.5	Exhaust PM2.5	PM2.5 Total	Bio- CO2	NBio- CO2	Total CO2	CH4	N2O	CO2e
Category	lb/day										lb/day					
Hauling	0.0000	0.0000	0.0000	0.0000	0.0000	0.0000	0.0000	0.0000	0.0000	0.0000		0.0000	0.0000	0.0000		0.0000
Vendor	0.0000	0.0000	0.0000	0.0000	0.0000	0.0000	0.0000	0.0000	0.0000	0.0000		0.0000	0.0000	0.0000		0.0000
Worker	0.0000	0.0000	0.0000	0.0000	0.0000	0.0000	0.0000	0.0000	0.0000	0.0000		0.0000	0.0000	0.0000		0.0000
Total	**0.0000**	**0.0000**	**0.0000**	**0.0000**	**0.0000**	**0.0000**	**0.0000**	**0.0000**	**0.0000**	**0.0000**		**0.0000**	**0.0000**	**0.0000**		**0.0000**

Mitigated Construction On-Site

	ROG	NOx	CO	SO2	Fugitive PM10	Exhaust PM10	PM10 Total	Fugitive PM2.5	Exhaust PM2.5	PM2.5 Total	Bio- CO2	NBio- CO2	Total CO2	CH4	N2O	CO2e

Category	lb/day										lb/day					
Off-Road	1.3615	12.4097	16.0518	0.0269		0.5250	0.5250		0.4939	0.4939	0.0000	2,545.8905	2,545.8905	0.5975		2,558.4386
Total	**1.3615**	**12.4097**	**16.0518**	**0.0269**		**0.5250**	**0.5250**		**0.4939**	**0.4939**	**0.0000**	**2,545.8905**	**2,545.8905**	**0.5975**		**2,558.4386**

Mitigated Construction Off-Site

	ROG	NOx	CO	SO2	Fugitive PM10	Exhaust PM10	PM10 Total	Fugitive PM2.5	Exhaust PM2.5	PM2.5 Total	Bio- CO2	NBio- CO2	Total CO2	CH4	N2O	CO2e
Category	lb/day										lb/day					
Hauling	0.0000	0.0000	0.0000	0.0000	0.0000	0.0000	0.0000	0.0000	0.0000	0.0000		0.0000	0.0000	0.0000		0.0000
Vendor	0.0000	0.0000	0.0000	0.0000	0.0000	0.0000	0.0000	0.0000	0.0000	0.0000		0.0000	0.0000	0.0000		0.0000
Worker	0.0000	0.0000	0.0000	0.0000	0.0000	0.0000	0.0000	0.0000	0.0000	0.0000		0.0000	0.0000	0.0000		0.0000
Total	**0.0000**	**0.0000**	**0.0000**	**0.0000**	**0.0000**	**0.0000**	**0.0000**	**0.0000**	**0.0000**	**0.0000**		**0.0000**	**0.0000**	**0.0000**		**0.0000**

3.4 Building Construction - 2030

Unmitigated Construction On-Site

	ROG	NOx	CO	SO2	Fugitive PM10	Exhaust PM10	PM10 Total	Fugitive PM2.5	Exhaust PM2.5	PM2.5 Total	Bio- CO2	NBio- CO2	Total CO2	CH4	N2O	CO2e
Category	lb/day										lb/day					
Off-Road	1.3041	7.9179	16.1313	0.0308		0.1476	0.1476		0.1476	0.1476		2,884.8300	2,884.8300	0.1158		2,887.2617
Total	**1.3041**	**7.9179**	**16.1313**	**0.0308**		**0.1476**	**0.1476**		**0.1476**	**0.1476**		**2,884.8300**	**2,884.8300**	**0.1158**		**2,887.2617**

Unmitigated Construction Off-Site

	ROG	NOx	CO	SO2	Fugitive PM10	Exhaust PM10	PM10 Total	Fugitive PM2.5	Exhaust PM2.5	PM2.5 Total	Bio- CO2	NBio- CO2	Total CO2	CH4	N2O	CO2e
Category	lb/day										lb/day					
Hauling	0.0000	0.0000	0.0000	0.0000	0.0000	0.0000	0.0000	0.0000	0.0000	0.0000		0.0000	0.0000	0.0000		0.0000
Vendor	0.0000	0.0000	0.0000	0.0000	0.0000	0.0000	0.0000	0.0000	0.0000	0.0000		0.0000	0.0000	0.0000		0.0000
Worker	0.0000	0.0000	0.0000	0.0000	0.0000	0.0000	0.0000	0.0000	0.0000	0.0000		0.0000	0.0000	0.0000		0.0000
Total	**0.0000**	**0.0000**	**0.0000**	**0.0000**	**0.0000**	**0.0000**	**0.0000**	**0.0000**	**0.0000**	**0.0000**		**0.0000**	**0.0000**	**0.0000**		**0.0000**

Mitigated Construction On-Site

	ROG	NOx	CO	SO2	Fugitive PM10	Exhaust PM10	PM10 Total	Fugitive PM2.5	Exhaust PM2.5	PM2.5 Total	Bio- CO2	NBio- CO2	Total CO2	CH4	N2O	CO2e
Category	lb/day										lb/day					
Off-Road	1.3041	7.9179	16.1313	0.0308		0.1476	0.1476		0.1476	0.1476	0.0000	2,884.8300	2,884.8300	0.1158		2,887.2617
Total	**1.3041**	**7.9179**	**16.1313**	**0.0308**		**0.1476**	**0.1476**		**0.1476**	**0.1476**	**0.0000**	**2,884.8300**	**2,884.8300**	**0.1158**		**2,887.2617**

Mitigated Construction Off-Site

	ROG	NOx	CO	SO2	Fugitive PM10	Exhaust PM10	PM10 Total	Fugitive PM2.5	Exhaust PM2.5	PM2.5 Total	Bio- CO2	NBio- CO2	Total CO2	CH4	N2O	CO2e
Category	lb/day										lb/day					
Hauling	0.0000	0.0000	0.0000	0.0000	0.0000	0.0000	0.0000	0.0000	0.0000	0.0000		0.0000	0.0000	0.0000		0.0000
Vendor	0.0000	0.0000	0.0000	0.0000	0.0000	0.0000	0.0000	0.0000	0.0000	0.0000		0.0000	0.0000	0.0000		0.0000
Worker	0.0000	0.0000	0.0000	0.0000	0.0000	0.0000	0.0000	0.0000	0.0000	0.0000		0.0000	0.0000	0.0000		0.0000
Total	**0.0000**	**0.0000**	**0.0000**	**0.0000**	**0.0000**	**0.0000**	**0.0000**	**0.0000**	**0.0000**	**0.0000**		**0.0000**	**0.0000**	**0.0000**		**0.0000**

3.4 Building Construction - 2031

Unmitigated Construction On-Site

	ROG	NOx	CO	SO2	Fugitive PM10	Exhaust PM10	PM10 Total	Fugitive PM2.5	Exhaust PM2.5	PM2.5 Total	Bio- CO2	NBio- CO2	Total CO2	CH4	N2O	CO2e
Category	lb/day										lb/day					
Off-Road	1.3041	7.9179	16.1313	0.0308		0.1476	0.1476		0.1476	0.1476		2,884.8300	2,884.8300	0.1158		2,887.2617
Total	**1.3041**	**7.9179**	**16.1313**	**0.0308**		**0.1476**	**0.1476**		**0.1476**	**0.1476**		**2,884.8300**	**2,884.8300**	**0.1158**		**2,887.2617**

Unmitigated Construction Off-Site

	ROG	NOx	CO	SO2	Fugitive PM10	Exhaust PM10	PM10 Total	Fugitive PM2.5	Exhaust PM2.5	PM2.5 Total	Bio- CO2	NBio- CO2	Total CO2	CH4	N2O	CO2e
Category	lb/day										lb/day					

Hauling	0.0000	0.0000	0.0000	0.0000	0.0000	0.0000	0.0000	0.0000	0.0000	0.0000		0.0000	0.0000	0.0000		0.0000
Vendor	0.0000	0.0000	0.0000	0.0000	0.0000	0.0000	0.0000	0.0000	0.0000	0.0000		0.0000	0.0000	0.0000		0.0000
Worker	0.0000	0.0000	0.0000	0.0000	0.0000	0.0000	0.0000	0.0000	0.0000	0.0000		0.0000	0.0000	0.0000		0.0000
Total	**0.0000**	**0.0000**	**0.0000**	**0.0000**	**0.0000**	**0.0000**	**0.0000**	**0.0000**	**0.0000**	**0.0000**		**0.0000**	**0.0000**	**0.0000**		**0.0000**

Mitigated Construction On-Site

	ROG	NOx	CO	SO2	Fugitive PM10	Exhaust PM10	PM10 Total	Fugitive PM2.5	Exhaust PM2.5	PM2.5 Total	Bio- CO2	NBio- CO2	Total CO2	CH4	N2O	CO2e
Category	lb/day										lb/day					
Off-Road	1.3041	7.9179	16.1313	0.0308		0.1476	0.1476		0.1476	0.1476	0.0000	2,884.8300	2,884.8300	0.1158		2,887.2617
Total	**1.3041**	**7.9179**	**16.1313**	**0.0308**		**0.1476**	**0.1476**		**0.1476**	**0.1476**	**0.0000**	**2,884.8300**	**2,884.8300**	**0.1158**		**2,887.2617**

Mitigated Construction Off-Site

	ROG	NOx	CO	SO2	Fugitive PM10	Exhaust PM10	PM10 Total	Fugitive PM2.5	Exhaust PM2.5	PM2.5 Total	Bio- CO2	NBio- CO2	Total CO2	CH4	N2O	CO2e
Category	lb/day										lb/day					
Hauling	0.0000	0.0000	0.0000	0.0000	0.0000	0.0000	0.0000	0.0000	0.0000	0.0000		0.0000	0.0000	0.0000		0.0000
Vendor	0.0000	0.0000	0.0000	0.0000	0.0000	0.0000	0.0000	0.0000	0.0000	0.0000		0.0000	0.0000	0.0000		0.0000
Worker	0.0000	0.0000	0.0000	0.0000	0.0000	0.0000	0.0000	0.0000	0.0000	0.0000		0.0000	0.0000	0.0000		0.0000
Total	**0.0000**	**0.0000**	**0.0000**	**0.0000**	**0.0000**	**0.0000**	**0.0000**	**0.0000**	**0.0000**	**0.0000**		**0.0000**	**0.0000**	**0.0000**		**0.0000**

3.5 Paving - 2031

Unmitigated Construction On-Site

	ROG	NOx	CO	SO2	Fugitive PM10	Exhaust PM10	PM10 Total	Fugitive PM2.5	Exhaust PM2.5	PM2.5 Total	Bio- CO2	NBio- CO2	Total CO2	CH4	N2O	CO2e
Category	lb/day										lb/day					
Off-Road	1.3549	6.9800	15.5192	0.0275		0.3234	0.3234		0.3234	0.3234		2,599.9866	2,599.9866	0.1219		2,602.5460
Paving	0.0000					0.0000	0.0000		0.0000	0.0000			0.0000			0.0000
Total	**1.3549**	**6.9800**	**15.5192**	**0.0275**		**0.3234**	**0.3234**		**0.3234**	**0.3234**		**2,599.9866**	**2,599.9866**	**0.1219**		**2,602.5460**

Unmitigated Construction Off-Site

	ROG	NOx	CO	SO2	Fugitive PM10	Exhaust PM10	PM10 Total	Fugitive PM2.5	Exhaust PM2.5	PM2.5 Total	Bio- CO2	NBio- CO2	Total CO2	CH4	N2O	CO2e
Category	lb/day										lb/day					
Hauling	0.0000	0.0000	0.0000	0.0000	0.0000	0.0000	0.0000	0.0000	0.0000	0.0000		0.0000	0.0000	0.0000		0.0000
Vendor	0.0000	0.0000	0.0000	0.0000	0.0000	0.0000	0.0000	0.0000	0.0000	0.0000		0.0000	0.0000	0.0000		0.0000
Worker	0.0264	0.0317	0.2957	1.4700e-003	0.1232	9.6000e-004	0.1242	0.0327	8.9000e-004	0.0336		92.8897	92.8897	3.7300e-003		92.9681
Total	**0.0264**	**0.0317**	**0.2957**	**1.4700e-003**	**0.1232**	**9.6000e-004**	**0.1242**	**0.0327**	**8.9000e-004**	**0.0336**		**92.8897**	**92.8897**	**3.7300e-003**		**92.9681**

Mitigated Construction On-Site

	ROG	NOx	CO	SO2	Fugitive PM10	Exhaust PM10	PM10 Total	Fugitive PM2.5	Exhaust PM2.5	PM2.5 Total	Bio- CO2	NBio- CO2	Total CO2	CH4	N2O	CO2e
Category	lb/day										lb/day					
Off-Road	1.3549	6.9800	15.5192	0.0275		0.3234	0.3234		0.3234	0.3234	0.0000	2,599.9866	2,599.9866	0.1219		2,602.5460
Paving	0.0000					0.0000	0.0000		0.0000	0.0000			0.0000			0.0000
Total	**1.3549**	**6.9800**	**15.5192**	**0.0275**		**0.3234**	**0.3234**		**0.3234**	**0.3234**	**0.0000**	**2,599.9866**	**2,599.9866**	**0.1219**		**2,602.5460**

Mitigated Construction Off-Site

	ROG	NOx	CO	SO2	Fugitive PM10	Exhaust PM10	PM10 Total	Fugitive PM2.5	Exhaust PM2.5	PM2.5 Total	Bio- CO2	NBio- CO2	Total CO2	CH4	N2O	CO2e
Category	lb/day										lb/day					
Hauling	0.0000	0.0000	0.0000	0.0000	0.0000	0.0000	0.0000	0.0000	0.0000	0.0000		0.0000	0.0000	0.0000		0.0000
Vendor	0.0000	0.0000	0.0000	0.0000	0.0000	0.0000	0.0000	0.0000	0.0000	0.0000		0.0000	0.0000	0.0000		0.0000
Worker	0.0264	0.0317	0.2957	1.4700e-003	0.1232	9.6000e-004	0.1242	0.0327	8.9000e-004	0.0336		92.8897	92.8897	3.7300e-003		92.9681
Total	**0.0264**	**0.0317**	**0.2957**	**1.4700e-003**	**0.1232**	**9.6000e-004**	**0.1242**	**0.0327**	**8.9000e-004**	**0.0336**		**92.8897**	**92.8897**	**3.7300e-003**		**92.9681**

4.0 Operational Detail - Mobile

4.1 Mitigation Measures Mobile

	ROG	NOx	CO	SO2	Fugitive PM10	Exhaust PM10	PM10 Total	Fugitive PM2.5	Exhaust PM2.5	PM2.5 Total	Bio- CO2	NBio- CO2	Total CO2	CH4	N2O	CO2e

Category	lb/day										lb/day					
Mitigated	0.0000	0.0000	0.0000	0.0000	0.0000	0.0000	0.0000	0.0000	0.0000	0.0000		0.0000	0.0000	0.0000		0.0000
Unmitigated	0.0000	0.0000	0.0000	0.0000	0.0000	0.0000	0.0000	0.0000	0.0000	0.0000		0.0000	0.0000	0.0000		0.0000

4.2 Trip Summary Information

	Average Daily Trip Rate			Unmitigated	Mitigated
Land Use	Weekday	Saturday	Sunday	Annual VMT	Annual VMT
User Defined Industrial	0.00	0.00	0.00		
Total	0.00	0.00	0.00		

4.3 Trip Type Information

	Miles			Trip %			Trip Purpose %		
Land Use	H-W or C-W	H-S or C-C	H-O or C-NW	H-W or C-[illegible]	H-S or C-C	H-O or C-NW	Primary	Diverted	Pass-by
User Defined Industrial	9.50	7.30	7.30	0.00	0.00	0.00	0	0	0

LDA	LDT1	LDT2	MDV	LHD1	LHD2	MHD	HHD	OBUS	UBUS	MCY	SBUS	MH
0.509376	0.073655	0.192210	0.135105	0.037177	0.005354	0.012300	0.020284	0.001820	0.002092	0.006537	0.000620	0.003469

5.0 Energy Detail

4.4 Fleet Mix

Historical Energy Use: N

5.1 Mitigation Measures Energy

	ROG	NOx	CO	SO2	Fugitive PM10	Exhaust PM10	PM10 Total	Fugitive PM2.5	Exhaust PM2.5	PM2.5 Total	Bio- CO2	NBio- CO2	Total CO2	CH4	N2O	CO2e
Category	lb/day										lb/day					

NaturalGas Mitigated	0.0000	0.0000	0.0000	0.0000		0.0000	0.0000		0.0000	0.0000		0.0000	0.0000	0.0000	0.0000	0.0000
NaturalGas Unmitigated	0.0000	0.0000	0.0000	0.0000		0.0000	0.0000		0.0000	0.0000		0.0000	0.0000	0.0000	0.0000	0.0000

5.2 Energy by Land Use - NaturalGas

Unmitigated

	NaturalGas Use	ROG	NOx	CO	SO2	Fugitive PM10	Exhaust PM10	PM10 Total	Fugitive PM2.5	Exhaust PM2.5	PM2.5 Total	Bio- CO2	NBio- CO2	Total CO2	CH4	N2O	CO2e
Land Use	kBTU/yr	lb/day										lb/day					
User Defined Industrial	0	0.0000	0.0000	0.0000	0.0000		0.0000	0.0000		0.0000	0.0000		0.0000	0.0000	0.0000	0.0000	0.0000
Total		**0.0000**	**0.0000**	**0.0000**	**0.0000**		**0.0000**	**0.0000**		**0.0000**	**0.0000**		**0.0000**	**0.0000**	**0.0000**	**0.0000**	**0.0000**

Mitigated

	NaturalGas Use	ROG	NOx	CO	SO2	Fugitive PM10	Exhaust PM10	PM10 Total	Fugitive PM2.5	Exhaust PM2.5	PM2.5 Total	Bio- CO2	NBio- CO2	Total CO2	CH4	N2O	CO2e
Land Use	kBTU/yr	lb/day										lb/day					
User Defined Industrial	0	0.0000	0.0000	0.0000	0.0000		0.0000	0.0000		0.0000	0.0000		0.0000	0.0000	0.0000	0.0000	0.0000
Total		**0.0000**	**0.0000**	**0.0000**	**0.0000**		**0.0000**	**0.0000**		**0.0000**	**0.0000**		**0.0000**	**0.0000**	**0.0000**	**0.0000**	**0.0000**

6.0 Area Detail

6.1 Mitigation Measures Area

	ROG	NOx	CO	SO2	Fugitive PM10	Exhaust PM10	PM10 Total	Fugitive PM2.5	Exhaust PM2.5	PM2.5 Total	Bio- CO2	NBio- CO2	Total CO2	CH4	N2O	CO2e
Category	lb/day										lb/day					
Mitigated	1.0000e-005	0.0000	1.1000e-004	0.0000		0.0000	0.0000		0.0000	0.0000		2.2000e-004	2.2000e-004	0.0000		2.3000e-004
Unmitigated	1.0000e-005	0.0000	1.1000e-004	0.0000		0.0000	0.0000		0.0000	0.0000		2.2000e-004	2.2000e-004	0.0000		2.3000e-004

6.2 Area by SubCategory

Unmitigated

	ROG	NOx	CO	SO2	Fugitive PM10	Exhaust PM10	PM10 Total	Fugitive PM2.5	Exhaust PM2.5	PM2.5 Total	Bio- CO2	NBio- CO2	Total CO2	CH4	N2O	CO2e
SubCategory	lb/day										lb/day					
Consumer Products	0.0000					0.0000	0.0000		0.0000	0.0000			0.0000			0.0000
Landscaping	1.0000e-005	0.0000	1.1000e-004	0.0000		0.0000	0.0000		0.0000	0.0000		2.2000e-004	2.2000e-004	0.0000		2.3000e-004
Architectural Coating	0.0000					0.0000	0.0000		0.0000	0.0000			0.0000			0.0000
Total	**1.0000e-005**	**0.0000**	**1.1000e-004**	**0.0000**		**0.0000**	**0.0000**		**0.0000**	**0.0000**		**2.2000e-004**	**2.2000e-004**	**0.0000**		**2.3000e-004**

Mitigated

	ROG	NOx	CO	SO2	Fugitive PM10	Exhaust PM10	PM10 Total	Fugitive PM2.5	Exhaust PM2.5	PM2.5 Total	Bio- CO2	NBio- CO2	Total CO2	CH4	N2O	CO2e

SubCategory	lb/day										lb/day					
Consumer Products	0.0000					0.0000	0.0000		0.0000	0.0000			0.0000			0.0000
Landscaping	1.0000e-005	0.0000	1.1000e-004	0.0000		0.0000	0.0000		0.0000	0.0000		2.2000e-004	2.2000e-004	0.0000		2.3000e-004
Architectural Coating	0.0000					0.0000	0.0000		0.0000	0.0000			0.0000			0.0000
Total	**1.0000e-005**	**0.0000**	**1.1000e-004**	**0.0000**		**0.0000**	**0.0000**		**0.0000**	**0.0000**		**2.2000e-004**	**2.2000e-004**	**0.0000**		**2.3000e-004**

7.0 Water Detail

7.1 Mitigation Measures Water

8.0 Waste Detail

8.1 Mitigation Measures Waste

9.0 Operational Offroad

Equipment Type	Number	Hours/Day	Days/Year	Horse Power	Load Factor	Fuel Type

10.0 Vegetation

SB SDG&E Improvements

San Diego County, Winter

1.0 Project Characteristics

1.1 Land Usage

Land Uses	Size	Metric	Lot Acreage	Floor Surface Area	Population
User Defined Industrial	1.00	User Defined Unit	5.00	0.00	0

1.2 Other Project Characteristics

Urbanization	Urban	**Wind Speed (m/s)**	2.6	**Precipitation Freq (Days)**	40
Climate Zone	13			**Operational Year**	2030
Utility Company	San Diego Gas & Electric				
CO2 Intensity (lb/MWhr)	720.49	**CH4 Intensity (lb/MWhr)**	0.029	**N2O Intensity (lb/MWhr)**	0.006

1.3 User Entered Comments & Non-Default Data

Project Characteristics -

Land Use - project specific lot acreage

Construction Phase - project specific schedule

Off-road Equipment - project specific equipment

Off-road Equipment - project specific equipment

Off-road Equipment - project specific equipment

Trips and VMT - assumed CalEEMod default of 1.25 workers per equipment for installation

Grading - project site size

Table Name	Column Name	Default Value	New Value
tblConstructionPhase	NumDays	230.00	315.00
tblConstructionPhase	NumDays	8.00	300.00

tblConstructionPhase	NumDays	18.00	30.00
tblConstructionPhase	PhaseEndDate	12/8/2031	12/5/2031
tblConstructionPhase	PhaseEndDate	1/16/2032	1/15/2032
tblConstructionPhase	PhaseStartDate	9/24/2030	9/23/2030
tblConstructionPhase	PhaseStartDate	12/6/2031	12/5/2031
tblGrading	AcresOfGrading	0.00	5.00
tblGrading	MaterialExported	0.00	160.00
tblLandUse	LotAcreage	0.00	5.00
tblOffRoadEquipment	OffRoadEquipmentUnitAmount	3.00	1.00
tblOffRoadEquipment	OffRoadEquipmentUnitAmount	2.00	1.00
tblOffRoadEquipment	OffRoadEquipmentUnitAmount	2.00	1.00
tblOffRoadEquipment	OffRoadEquipmentUnitAmount	2.00	1.00
tblOffRoadEquipment	OffRoadEquipmentUnitAmount	3.00	2.00
tblOffRoadEquipment	OffRoadEquipmentUnitAmount	3.00	2.00
tblOffRoadEquipment	OffRoadEquipmentUnitAmount	1.00	2.00
tblProjectCharacteristics	OperationalYear	2014	2030
tblTripsAndVMT	HaulingTripNumber	20.00	3,000.00
tblTripsAndVMT	VendorTripNumber	0.00	6.00
tblTripsAndVMT	VendorTripNumber	0.00	6.00
tblTripsAndVMT	VendorTripNumber	0.00	2.00
tblTripsAndVMT	WorkerTripNumber	0.00	18.00

2.0 Emissions Summary

2.1 Overall Construction (Maximum Daily Emission)

Unmitigated Construction

	ROG	NOx	CO	SO2	Fugitive PM10	Exhaust PM10	PM10 Total	Fugitive PM2.5	Exhaust PM2.5	PM2.5 Total	Bio- CO2	NBio- CO2	Total CO2	CH4	N2O	CO2e
Year	lb/day										lb/day					

2029	1.2968	11.2417	15.7901	0.0302	6.5645	0.4765	7.0410	3.4491	0.4384	3.8875	0.0000	2,866.6122	2,866.6122	0.6485	0.0000	2,880.2302
2030	2.5651	14.3474	27.7409	0.0623	6.6004	0.3544	6.9548	3.4624	0.3511	3.8135	0.0000	5,910.1408	5,910.1408	0.2185	0.0000	5,914.7290
2031	1.9138	11.0639	22.3224	0.0444	0.2667	0.3043	0.5710	0.0718	0.3036	0.3754	0.0000	4,056.6944	4,056.6944	0.1701	0.0000	4,060.2663
2032	0.7038	3.5768	8.1024	0.0150	0.0790	0.1639	0.2429	0.0212	0.1637	0.1849	0.0000	1,393.0722	1,393.0722	0.0632	0.0000	1,394.3998
Total	**6.4795**	**40.2298**	**73.9558**	**0.1519**	**13.5106**	**1.2990**	**14.8097**	**7.0046**	**1.2567**	**8.2613**	**0.0000**	**14,226.5197**	**14,226.5197**	**1.1003**	**0.0000**	**14,249.6254**

Mitigated Construction

	ROG	NOx	CO	SO2	Fugitive PM10	Exhaust PM10	PM10 Total	Fugitive PM2.5	Exhaust PM2.5	PM2.5 Total	Bio- CO2	NBio- CO2	Total CO2	CH4	N2O	CO2e
Year	lb/day										lb/day					
2029	1.2968	11.2417	15.7901	0.0302	6.5645	0.4765	7.0410	3.4491	0.4384	3.8875	0.0000	2,866.6122	2,866.6122	0.6485	0.0000	2,880.2302
2030	2.5651	14.3474	27.7409	0.0623	6.6004	0.3544	6.9548	3.4624	0.3511	3.8135	0.0000	5,910.1408	5,910.1408	0.2185	0.0000	5,914.7290
2031	1.9138	11.0639	22.3224	0.0444	0.2667	0.3043	0.5710	0.0718	0.3036	0.3754	0.0000	4,056.6944	4,056.6944	0.1701	0.0000	4,060.2663
2032	0.7038	3.5768	8.1024	0.0150	0.0790	0.1639	0.2429	0.0212	0.1637	0.1849	0.0000	1,393.0722	1,393.0722	0.0632	0.0000	1,394.3998
Total	**6.4795**	**40.2298**	**73.9558**	**0.1519**	**13.5106**	**1.2990**	**14.8097**	**7.0046**	**1.2567**	**8.2613**	**0.0000**	**14,226.5197**	**14,226.5197**	**1.1003**	**0.0000**	**14,249.6254**

	ROG	**NOx**	**CO**	**SO2**	**Fugitive PM10**	**Exhaust PM10**	**PM10 Total**	**Fugitive PM2.5**	**Exhaust PM2.5**	**PM2.5 Total**	**Bio- CO2**	**NBio-CO2**	**Total CO2**	**CH4**	**N20**	**CO2e**
Percent Reduction	**0.00**	**0.00**	**0.00**	**0.00**	**0.00**	**0.00**	**0.00**	**0.00**	**0.00**	**0.00**	**0.00**	**0.00**	**0.00**	**0.00**	**0.00**	**0.00**

2.2 Overall Operational

Unmitigated Operational

	ROG	NOx	CO	SO2	Fugitive PM10	Exhaust PM10	PM10 Total	Fugitive PM2.5	Exhaust PM2.5	PM2.5 Total	Bio- CO2	NBio- CO2	Total CO2	CH4	N2O	CO2e
Category	lb/day										lb/day					
Area	1.0000e-005	0.0000	1.0000e-004	0.0000		0.0000	0.0000		0.0000	0.0000		2.2000e-004	2.2000e-004	0.0000		2.3000e-004
Energy	0.0000	0.0000	0.0000	0.0000		0.0000	0.0000		0.0000	0.0000		0.0000	0.0000	0.0000	0.0000	0.0000
Mobile	0.0000	0.0000	0.0000	0.0000	0.0000	0.0000	0.0000	0.0000	0.0000	0.0000		0.0000	0.0000	0.0000		0.0000
Total	**1.0000e-005**	**0.0000**	**1.0000e-004**	**0.0000**	**0.0000**	**0.0000**	**0.0000**	**0.0000**	**0.0000**	**0.0000**		**2.2000e-004**	**2.2000e-004**	**0.0000**	**0.0000**	**2.3000e-004**

Mitigated Operational

	ROG	NOx	CO	SO2	Fugitive PM10	Exhaust PM10	PM10 Total	Fugitive PM2.5	Exhaust PM2.5	PM2.5 Total	Bio- CO2	NBio- CO2	Total CO2	CH4	N2O	CO2e
Category	lb/day										lb/day					
Area	1.0000e-005	0.0000	1.0000e-004	0.0000		0.0000	0.0000		0.0000	0.0000		2.2000e-004	2.2000e-004	0.0000		2.3000e-004
Energy	0.0000	0.0000	0.0000	0.0000		0.0000	0.0000		0.0000	0.0000		0.0000	0.0000	0.0000	0.0000	0.0000
Mobile	0.0000	0.0000	0.0000	0.0000	0.0000	0.0000	0.0000	0.0000	0.0000	0.0000		0.0000	0.0000	0.0000		0.0000
Total	**1.0000e-005**	**0.0000**	**1.0000e-004**	**0.0000**	**0.0000**	**0.0000**	**0.0000**	**0.0000**	**0.0000**	**0.0000**		**2.2000e-004**	**2.2000e-004**	**0.0000**	**0.0000**	**2.3000e-004**

	ROG	**NOx**	**CO**	**SO2**	**Fugitive PM10**	**Exhaust PM10**	**PM10 Total**	**Fugitive PM2.5**	**Exhaust PM2.5**	**PM2.5 Total**	**Bio- CO2**	**NBio-CO2**	**Total CO2**	**CH4**	**N20**	**CO2e**
Percent Reduction	**0.00**	**0.00**	**0.00**	**0.00**	**0.00**	**0.00**	**0.00**	**0.00**	**0.00**	**0.00**	**0.00**	**0.00**	**0.00**	**0.00**	**0.00**	**0.00**

3.0 Construction Detail

Construction Phase

Phase Number	Phase Name	Phase Type	Start Date	End Date	Num Days Week	Num Days	Phase Description
1	Trenching	Grading	7/31/2029	9/23/2030	5	300	
2	Installation	Building Construction	9/23/2030	12/5/2031	5	315	
3	Paving	Paving	12/5/2031	1/15/2032	5	30	

Acres of Grading (Site Preparation Phase): 0

Acres of Grading (Grading Phase): 0

Acres of Paving: 0

Residential Indoor: 0; Residential Outdoor: 0; Non-Residential Indoor: 0; Non-Residential Outdoor: 0 (Architectural Coating – sqft)

OffRoad Equipment

Phase Name	Offroad Equipment Type	Amount	Usage Hours	Horse Power	Load Factor
Trenching	Excavators	1	8.00	162	0.38
Trenching	Rubber Tired Dozers	1	8.00	255	0.40
Trenching	Tractors/Loaders/Backhoes	2	8.00	97	0.37
Installation	Cranes	1	7.00	226	0.29
Installation	Forklifts	1	8.00	89	0.20
Installation	Generator Sets	1	8.00	84	0.74
Installation	Tractors/Loaders/Backhoes	2	7.00	97	0.37
Installation	Welders	2	8.00	46	0.45
Paving	Pavers	1	8.00	125	0.42
Paving	Paving Equipment	1	8.00	130	0.36
Paving	Rollers	1	8.00	80	0.38

Trips and VMT

Phase Name	Offroad Equipment Count	Worker Trip Number	Vendor Trip Number	Hauling Trip Number	Worker Trip Length	Vendor Trip Length	Hauling Trip Length	Worker Vehicle Class	Vendor Vehicle Class	Hauling Vehicle Class
Trenching	4	10.00	6.00	3,000.00	10.80	7.30	20.00	LD_Mix	HDT_Mix	HHDT
Installation	7	18.00	6.00	0.00	10.80	7.30	20.00	LD_Mix	HDT_Mix	HHDT

Paving	3	8.00	2.00	0.00	10.80	7.30	20.00	LD_Mix	HDT_Mix	HHDT

3.1 Mitigation Measures Construction

3.2 Trenching - 2029

Unmitigated Construction On-Site

	ROG	NOx	CO	SO2	Fugitive PM10	Exhaust PM10	PM10 Total	Fugitive PM2.5	Exhaust PM2.5	PM2.5 Total	Bio- CO2	NBio- CO2	Total CO2	CH4	N2O	CO2e
Category	lb/day										lb/day					
Fugitive Dust					6.0398	0.0000	6.0398	3.3122	0.0000	3.3122			0.0000			0.0000
Off-Road	1.0955	9.9845	13.1243	0.0204		0.4406	0.4406		0.4053	0.4053		1,978.9887	1,978.9887	0.6401		1,992.4296
Total	**1.0955**	**9.9845**	**13.1243**	**0.0204**	**6.0398**	**0.4406**	**6.4804**	**3.3122**	**0.4053**	**3.7175**		**1,978.9887**	**1,978.9887**	**0.6401**		**1,992.4296**

Unmitigated Construction Off-Site

	ROG	NOx	CO	SO2	Fugitive PM10	Exhaust PM10	PM10 Total	Fugitive PM2.5	Exhaust PM2.5	PM2.5 Total	Bio- CO2	NBio- CO2	Total CO2	CH4	N2O	CO2e
Category	lb/day										lb/day					
Hauling	0.1436	1.0215	1.8871	7.3800e-003	0.4027	0.0303	0.4330	0.1038	0.0279	0.1317		693.8144	693.8144	4.9100e-003		693.9174
Vendor	0.0389	0.2135	0.5720	1.4000e-003	0.0398	5.0100e-003	0.0449	0.0114	4.6100e-003	0.0160		131.2184	131.2184	9.5000e-004		131.2385
Worker	0.0187	0.0223	0.2068	9.8000e-004	0.0822	6.3000e-004	0.0828	0.0218	5.9000e-004	0.0224		62.5907	62.5907	2.5700e-003		62.6447
Total	**0.2013**	**1.2572**	**2.6658**	**9.7600e-003**	**0.5247**	**0.0359**	**0.5606**	**0.1370**	**0.0331**	**0.1700**		**887.6235**	**887.6235**	**8.4300e-003**		**887.8006**

Mitigated Construction On-Site

	ROG	NOx	CO	SO2	Fugitive PM10	Exhaust PM10	PM10 Total	Fugitive PM2.5	Exhaust PM2.5	PM2.5 Total	Bio- CO2	NBio- CO2	Total CO2	CH4	N2O	CO2e
Category	lb/day										lb/day					
Fugitive Dust					6.0398	0.0000	6.0398	3.3122	0.0000	3.3122			0.0000			0.0000
Off-Road	1.0955	9.9845	13.1243	0.0204		0.4406	0.4406		0.4053	0.4053	0.0000	1,978.9887	1,978.9887	0.6401		1,992.4296
Total	**1.0955**	**9.9845**	**13.1243**	**0.0204**	**6.0398**	**0.4406**	**6.4804**	**3.3122**	**0.4053**	**3.7175**	**0.0000**	**1,978.9887**	**1,978.9887**	**0.6401**		**1,992.4296**

Mitigated Construction Off-Site

	ROG	NOx	CO	SO2	Fugitive PM10	Exhaust PM10	PM10 Total	Fugitive PM2.5	Exhaust PM2.5	PM2.5 Total	Bio- CO2	NBio- CO2	Total CO2	CH4	N2O	CO2e
Category	lb/day										lb/day					
Hauling	0.1436	1.0215	1.8871	7.3800e-003	0.4027	0.0303	0.4330	0.1038	0.0279	0.1317		693.8144	693.8144	4.9100e-003		693.9174
Vendor	0.0389	0.2135	0.5720	1.4000e-003	0.0398	5.0100e-003	0.0449	0.0114	4.6100e-003	0.0160		131.2184	131.2184	9.5000e-004		131.2385
Worker	0.0187	0.0223	0.2068	9.8000e-004	0.0822	6.3000e-004	0.0828	0.0218	5.9000e-004	0.0224		62.5907	62.5907	2.5700e-003		62.6447
Total	**0.2013**	**1.2572**	**2.6658**	**9.7600e-003**	**0.5247**	**0.0359**	**0.5606**	**0.1370**	**0.0331**	**0.1700**		**887.6235**	**887.6235**	**8.4300e-003**		**887.8006**

3.2 Trenching - 2030

Unmitigated Construction On-Site

	ROG	NOx	CO	SO2	Fugitive PM10	Exhaust PM10	PM10 Total	Fugitive PM2.5	Exhaust PM2.5	PM2.5 Total	Bio- CO2	NBio- CO2	Total CO2	CH4	N2O	CO2e

Category	lb/day										lb/day					
Fugitive Dust					6.0398	0.0000	6.0398	3.3122	0.0000	3.3122			0.0000			0.0000
Off-Road	1.1549	5.6087	10.8611	0.0231		0.1781	0.1781		0.1781	0.1781		2,358.8313	2,358.8313	0.1032		2,360.9982
Total	**1.1549**	**5.6087**	**10.8611**	**0.0231**	**6.0398**	**0.1781**	**6.2179**	**3.3122**	**0.1781**	**3.4902**		**2,358.8313**	**2,358.8313**	**0.1032**		**2,360.9982**

Unmitigated Construction Off-Site

	ROG	NOx	CO	SO2	Fugitive PM10	Exhaust PM10	PM10 Total	Fugitive PM2.5	Exhaust PM2.5	PM2.5 Total	Bio- CO2	NBio- CO2	Total CO2	CH4	N2O	CO2e
Category	lb/day										lb/day					
Hauling	0.1429	1.0164	1.8838	7.3800e-003	0.2509	0.0303	0.2812	0.0665	0.0279	0.0944		693.8758	693.8758	4.9100e-003		693.9789
Vendor	0.0385	0.2124	0.5683	1.4000e-003	0.0398	5.0100e-003	0.0449	0.0114	4.6100e-003	0.0160		131.2334	131.2334	9.6000e-004		131.2535
Worker	0.0181	0.0217	0.2014	9.8000e-004	0.0822	6.4000e-004	0.0828	0.0218	5.9000e-004	0.0224		62.2296	62.2296	2.5300e-003		62.2827
Total	**0.1995**	**1.2504**	**2.6535**	**9.7600e-003**	**0.3729**	**0.0359**	**0.4088**	**0.0997**	**0.0331**	**0.1328**		**887.3389**	**887.3389**	**8.4000e-003**		**887.5151**

Mitigated Construction On-Site

	ROG	NOx	CO	SO2	Fugitive PM10	Exhaust PM10	PM10 Total	Fugitive PM2.5	Exhaust PM2.5	PM2.5 Total	Bio- CO2	NBio- CO2	Total CO2	CH4	N2O	CO2e
Category	lb/day										lb/day					
Fugitive Dust					6.0398	0.0000	6.0398	3.3122	0.0000	3.3122			0.0000			0.0000
Off-Road	1.1549	5.6087	10.8611	0.0231		0.1781	0.1781		0.1781	0.1781	0.0000	2,358.8313	2,358.8313	0.1032		2,360.9982

Total	**1.1549**	**5.6087**	**10.8611**	**0.0231**	**6.0398**	**0.1781**	**6.2179**	**3.3122**	**0.1781**	**3.4902**	**0.0000**	**2,358.8313**	**2,358.8313**	**0.1032**		**2,360.9982**

Mitigated Construction Off-Site

	ROG	NOx	CO	SO2	Fugitive PM10	Exhaust PM10	PM10 Total	Fugitive PM2.5	Exhaust PM2.5	PM2.5 Total	Bio- CO2	NBio- CO2	Total CO2	CH4	N2O	CO2e
Category	lb/day										lb/day					
Hauling	0.1429	1.0164	1.8838	7.3800e-003	0.2509	0.0303	0.2812	0.0665	0.0279	0.0944		693.8758	693.8758	4.9100e-003		693.9789
Vendor	0.0385	0.2124	0.5683	1.4000e-003	0.0398	5.0100e-003	0.0449	0.0114	4.6100e-003	0.0160		131.2334	131.2334	9.6000e-004		131.2535
Worker	0.0181	0.0217	0.2014	9.8000e-004	0.0822	6.4000e-004	0.0828	0.0218	5.9000e-004	0.0224		62.2296	62.2296	2.5300e-003		62.2827
Total	**0.1995**	**1.2504**	**2.6535**	**9.7600e-003**	**0.3729**	**0.0359**	**0.4088**	**0.0997**	**0.0331**	**0.1328**		**887.3389**	**887.3389**	**8.4000e-003**		**887.5151**

3.3 Installation - 2030

Unmitigated Construction On-Site

	ROG	NOx	CO	SO2	Fugitive PM10	Exhaust PM10	PM10 Total	Fugitive PM2.5	Exhaust PM2.5	PM2.5 Total	Bio- CO2	NBio- CO2	Total CO2	CH4	N2O	CO2e
Category	lb/day										lb/day					
Off-Road	1.1397	7.2370	13.2956	0.0263		0.1342	0.1342		0.1342	0.1342		2,420.7238	2,420.7238	0.1014		2,422.8535
Total	**1.1397**	**7.2370**	**13.2956**	**0.0263**		**0.1342**	**0.1342**		**0.1342**	**0.1342**		**2,420.7238**	**2,420.7238**	**0.1014**		**2,422.8535**

Unmitigated Construction Off-Site

	ROG	NOx	CO	SO2	Fugitive PM10	Exhaust PM10	PM10 Total	Fugitive PM2.5	Exhaust PM2.5	PM2.5 Total	Bio- CO2	NBio- CO2	Total CO2	CH4	N2O	CO2e
Category	lb/day										lb/day					
Hauling	0.0000	0.0000	0.0000	0.0000	0.0000	0.0000	0.0000	0.0000	0.0000	0.0000		0.0000	0.0000	0.0000		0.0000
Vendor	0.0385	0.2124	0.5683	1.4000e-003	0.0398	5.0100e-003	0.0449	0.0114	4.6100e-003	0.0160		131.2334	131.2334	9.6000e-004		131.2535
Worker	0.0326	0.0390	0.3625	1.7600e-003	0.1479	1.1400e-003	0.1490	0.0392	1.0600e-003	0.0403		112.0133	112.0133	4.5500e-003		112.1088
Total	**0.0711**	**0.2513**	**0.9308**	**3.1600e-003**	**0.1877**	**6.1500e-003**	**0.1939**	**0.0506**	**5.6700e-003**	**0.0563**		**243.2468**	**243.2468**	**5.5100e-003**		**243.3623**

Mitigated Construction On-Site

	ROG	NOx	CO	SO2	Fugitive PM10	Exhaust PM10	PM10 Total	Fugitive PM2.5	Exhaust PM2.5	PM2.5 Total	Bio- CO2	NBio- CO2	Total CO2	CH4	N2O	CO2e
Category	lb/day										lb/day					
Off-Road	1.1397	7.2370	13.2956	0.0263		0.1342	0.1342		0.1342	0.1342	0.0000	2,420.7238	2,420.7238	0.1014		2,422.8535
Total	**1.1397**	**7.2370**	**13.2956**	**0.0263**		**0.1342**	**0.1342**		**0.1342**	**0.1342**	**0.0000**	**2,420.7238**	**2,420.7238**	**0.1014**		**2,422.8535**

Mitigated Construction Off-Site

	ROG	NOx	CO	SO2	Fugitive PM10	Exhaust PM10	PM10 Total	Fugitive PM2.5	Exhaust PM2.5	PM2.5 Total	Bio- CO2	NBio- CO2	Total CO2	CH4	N2O	CO2e
Category	lb/day										lb/day					

Hauling	0.0000	0.0000	0.0000	0.0000	0.0000	0.0000	0.0000	0.0000	0.0000	0.0000		0.0000	0.0000	0.0000		0.0000
Vendor	0.0385	0.2124	0.5683	1.4000e-003	0.0398	5.0100e-003	0.0449	0.0114	4.6100e-003	0.0160		131.2334	131.2334	9.6000e-004		131.2535
Worker	0.0326	0.0390	0.3625	1.7600e-003	0.1479	1.1400e-003	0.1490	0.0392	1.0600e-003	0.0403		112.0133	112.0133	4.5500e-003		112.1088
Total	**0.0711**	**0.2513**	**0.9308**	**3.1600e-003**	**0.1877**	**6.1500e-003**	**0.1939**	**0.0506**	**5.6700e-003**	**0.0563**		**243.2468**	**243.2468**	**5.5100e-003**		**243.3623**

3.3 Installation - 2031

Unmitigated Construction On-Site

	ROG	NOx	CO	SO2	Fugitive PM10	Exhaust PM10	PM10 Total	Fugitive PM2.5	Exhaust PM2.5	PM2.5 Total	Bio- CO2	NBio- CO2	Total CO2	CH4	N2O	CO2e
Category	lb/day										lb/day					
Off-Road	1.1397	7.2370	13.2956	0.0263		0.1342	0.1342		0.1342	0.1342		2,420.7238	2,420.7238	0.1014		2,422.8535
Total	**1.1397**	**7.2370**	**13.2956**	**0.0263**		**0.1342**	**0.1342**		**0.1342**	**0.1342**		**2,420.7238**	**2,420.7238**	**0.1014**		**2,422.8535**

Unmitigated Construction Off-Site

	ROG	NOx	CO	SO2	Fugitive PM10	Exhaust PM10	PM10 Total	Fugitive PM2.5	Exhaust PM2.5	PM2.5 Total	Bio- CO2	NBio- CO2	Total CO2	CH4	N2O	CO2e
Category	lb/day										lb/day					
Hauling	0.0000	0.0000	0.0000	0.0000	0.0000	0.0000	0.0000	0.0000	0.0000	0.0000		0.0000	0.0000	0.0000		0.0000
Vendor	0.0381	0.2115	0.5660	1.4000e-003	0.0398	5.0100e-003	0.0449	0.0114	4.6100e-003	0.0160		131.2264	131.2264	9.6000e-004		131.2464
Worker	0.0317	0.0380	0.3549	1.7600e-003	0.1479	1.1500e-003	0.1490	0.0392	1.0600e-003	0.0403		111.4676	111.4676	4.4800e-003		111.5617
Total	**0.0698**	**0.2495**	**0.9209**	**3.1600e-003**	**0.1877**	**6.1600e-003**	**0.1939**	**0.0506**	**5.6700e-003**	**0.0563**		**242.6940**	**242.6940**	**5.4400e-003**		**242.8081**

Mitigated Construction On-Site

	ROG	NOx	CO	SO2	Fugitive PM10	Exhaust PM10	PM10 Total	Fugitive PM2.5	Exhaust PM2.5	PM2.5 Total	Bio- CO2	NBio- CO2	Total CO2	CH4	N2O	CO2e
Category	lb/day										lb/day					
Off-Road	1.1397	7.2370	13.2956	0.0263		0.1342	0.1342		0.1342	0.1342	0.0000	2,420.7238	2,420.7238	0.1014		2,422.8535
Total	**1.1397**	**7.2370**	**13.2956**	**0.0263**		**0.1342**	**0.1342**		**0.1342**	**0.1342**	**0.0000**	**2,420.7238**	**2,420.7238**	**0.1014**		**2,422.8535**

Mitigated Construction Off-Site

	ROG	NOx	CO	SO2	Fugitive PM10	Exhaust PM10	PM10 Total	Fugitive PM2.5	Exhaust PM2.5	PM2.5 Total	Bio- CO2	NBio- CO2	Total CO2	CH4	N2O	CO2e
Category	lb/day										lb/day					
Hauling	0.0000	0.0000	0.0000	0.0000	0.0000	0.0000	0.0000	0.0000	0.0000	0.0000		0.0000	0.0000	0.0000		0.0000
Vendor	0.0381	0.2115	0.5660	1.4000e-003	0.0398	5.0100e-003	0.0449	0.0114	4.6100e-003	0.0160		131.2264	131.2264	9.6000e-004		131.2464
Worker	0.0317	0.0380	0.3549	1.7600e-003	0.1479	1.1500e-003	0.1490	0.0392	1.0600e-003	0.0403		111.4676	111.4676	4.4800e-003		111.5617
Total	**0.0698**	**0.2495**	**0.9209**	**3.1600e-003**	**0.1877**	**6.1600e-003**	**0.1939**	**0.0506**	**5.6700e-003**	**0.0563**		**242.6940**	**242.6940**	**5.4400e-003**		**242.8081**

3.4 Paving - 2031

Unmitigated Construction On-Site

	ROG	NOx	CO	SO2	Fugitive PM10	Exhaust PM10	PM10 Total	Fugitive PM2.5	Exhaust PM2.5	PM2.5 Total	Bio- CO2	NBio- CO2	Total CO2	CH4	N2O	CO2e
Category	lb/day										lb/day					
Off-Road	0.6775	3.4900	7.7596	0.0137		0.1617	0.1617		0.1617	0.1617		1,299.9933	1,299.9933	0.0609		1,301.2730
Paving	0.0000					0.0000	0.0000		0.0000	0.0000			0.0000			0.0000
Total	**0.6775**	**3.4900**	**7.7596**	**0.0137**		**0.1617**	**0.1617**		**0.1617**	**0.1617**		**1,299.9933**	**1,299.9933**	**0.0609**		**1,301.2730**

Unmitigated Construction Off-Site

	ROG	NOx	CO	SO2	Fugitive PM10	Exhaust PM10	PM10 Total	Fugitive PM2.5	Exhaust PM2.5	PM2.5 Total	Bio- CO2	NBio- CO2	Total CO2	CH4	N2O	CO2e
Category	lb/day										lb/day					
Hauling	0.0000	0.0000	0.0000	0.0000	0.0000	0.0000	0.0000	0.0000	0.0000	0.0000		0.0000	0.0000	0.0000		0.0000
Vendor	0.0127	0.0705	0.1887	4.7000e-004	0.0133	1.6700e-003	0.0150	3.7900e-003	1.5400e-003	5.3300e-003		43.7421	43.7421	3.2000e-004		43.7488
Worker	0.0141	0.0169	0.1577	7.8000e-004	0.0657	5.1000e-004	0.0662	0.0174	4.7000e-004	0.0179		49.5412	49.5412	1.9900e-003		49.5830
Total	**0.0268**	**0.0874**	**0.3464**	**1.2500e-003**	**0.0790**	**2.1800e-003**	**0.0812**	**0.0212**	**2.0100e-003**	**0.0232**		**93.2833**	**93.2833**	**2.3100e-003**		**93.3318**

Mitigated Construction On-Site

	ROG	NOx	CO	SO2	Fugitive PM10	Exhaust PM10	PM10 Total	Fugitive PM2.5	Exhaust PM2.5	PM2.5 Total	Bio- CO2	NBio- CO2	Total CO2	CH4	N2O	CO2e
Category	lb/day										lb/day					
Off-Road	0.6775	3.4900	7.7596	0.0137		0.1617	0.1617		0.1617	0.1617	0.0000	1,299.9933	1,299.9933	0.0609		1,301.2730

Paving	0.0000					0.0000	0.0000		0.0000	0.0000			0.0000			0.0000
Total	**0.6775**	**3.4900**	**7.7596**	**0.0137**		**0.1617**	**0.1617**		**0.1617**	**0.1617**	**0.0000**	**1,299.9933**	**1,299.9933**	**0.0609**		**1,301.2730**

Mitigated Construction Off-Site

	ROG	NOx	CO	SO2	Fugitive PM10	Exhaust PM10	PM10 Total	Fugitive PM2.5	Exhaust PM2.5	PM2.5 Total	Bio- CO2	NBio- CO2	Total CO2	CH4	N2O	CO2e
Category	lb/day										lb/day					
Hauling	0.0000	0.0000	0.0000	0.0000	0.0000	0.0000	0.0000	0.0000	0.0000	0.0000		0.0000	0.0000	0.0000		0.0000
Vendor	0.0127	0.0705	0.1887	4.7000e-004	0.0133	1.6700e-003	0.0150	3.7900e-003	1.5400e-003	5.3300e-003		43.7421	43.7421	3.2000e-004		43.7488
Worker	0.0141	0.0169	0.1577	7.8000e-004	0.0657	5.1000e-004	0.0662	0.0174	4.7000e-004	0.0179		49.5412	49.5412	1.9900e-003		49.5830
Total	**0.0268**	**0.0874**	**0.3464**	**1.2500e-003**	**0.0790**	**2.1800e-003**	**0.0812**	**0.0212**	**2.0100e-003**	**0.0232**		**93.2833**	**93.2833**	**2.3100e-003**		**93.3318**

3.4 Paving - 2032

Unmitigated Construction On-Site

	ROG	NOx	CO	SO2	Fugitive PM10	Exhaust PM10	PM10 Total	Fugitive PM2.5	Exhaust PM2.5	PM2.5 Total	Bio- CO2	NBio- CO2	Total CO2	CH4	N2O	CO2e
Category	lb/day										lb/day					
Off-Road	0.6775	3.4900	7.7596	0.0137		0.1617	0.1617		0.1617	0.1617		1,299.9933	1,299.9933	0.0609		1,301.2730
Paving	0.0000					0.0000	0.0000		0.0000	0.0000			0.0000			0.0000
Total	**0.6775**	**3.4900**	**7.7596**	**0.0137**		**0.1617**	**0.1617**		**0.1617**	**0.1617**		**1,299.9933**	**1,299.9933**	**0.0609**		**1,301.2730**

Unmitigated Construction Off-Site

	ROG	NOx	CO	SO2	Fugitive PM10	Exhaust PM10	PM10 Total	Fugitive PM2.5	Exhaust PM2.5	PM2.5 Total	Bio- CO2	NBio- CO2	Total CO2	CH4	N2O	CO2e
Category	lb/day										lb/day					
Hauling	0.0000	0.0000	0.0000	0.0000	0.0000	0.0000	0.0000	0.0000	0.0000	0.0000		0.0000	0.0000	0.0000		0.0000
Vendor	0.0126	0.0703	0.1881	4.7000e-004	0.0133	1.6700e-003	0.0150	3.7900e-003	1.5400e-003	5.3300e-003		43.7402	43.7402	3.2000e-004		43.7469
Worker	0.0137	0.0165	0.1547	7.8000e-004	0.0657	5.1000e-004	0.0662	0.0174	4.7000e-004	0.0179		49.3388	49.3388	1.9600e-003		49.3800
Total	**0.0263**	**0.0868**	**0.3428**	**1.2500e-003**	**0.0790**	**2.1800e-003**	**0.0812**	**0.0212**	**2.0100e-003**	**0.0232**		**93.0789**	**93.0789**	**2.2800e-003**		**93.1269**

Mitigated Construction On-Site

	ROG	NOx	CO	SO2	Fugitive PM10	Exhaust PM10	PM10 Total	Fugitive PM2.5	Exhaust PM2.5	PM2.5 Total	Bio- CO2	NBio- CO2	Total CO2	CH4	N2O	CO2e
Category	lb/day										lb/day					
Off-Road	0.6775	3.4900	7.7596	0.0137		0.1617	0.1617		0.1617	0.1617	0.0000	1,299.9933	1,299.9933	0.0609		1,301.2730
Paving	0.0000					0.0000	0.0000		0.0000	0.0000			0.0000			0.0000
Total	**0.6775**	**3.4900**	**7.7596**	**0.0137**		**0.1617**	**0.1617**		**0.1617**	**0.1617**	**0.0000**	**1,299.9933**	**1,299.9933**	**0.0609**		**1,301.2730**

Mitigated Construction Off-Site

	ROG	NOx	CO	SO2	Fugitive PM10	Exhaust PM10	PM10 Total	Fugitive PM2.5	Exhaust PM2.5	PM2.5 Total	Bio- CO2	NBio- CO2	Total CO2	CH4	N2O	CO2e
Category	lb/day										lb/day					

Hauling	0.0000	0.0000	0.0000	0.0000	0.0000	0.0000	0.0000	0.0000	0.0000	0.0000		0.0000	0.0000	0.0000		0.0000
Vendor	0.0126	0.0703	0.1881	4.7000e-004	0.0133	1.6700e-003	0.0150	3.7900e-003	1.5400e-003	5.3300e-003		43.7402	43.7402	3.2000e-004		43.7469
Worker	0.0137	0.0165	0.1547	7.8000e-004	0.0657	5.1000e-004	0.0662	0.0174	4.7000e-004	0.0179		49.3388	49.3388	1.9600e-003		49.3800
Total	**0.0263**	**0.0868**	**0.3428**	**1.2500e-003**	**0.0790**	**2.1800e-003**	**0.0812**	**0.0212**	**2.0100e-003**	**0.0232**		**93.0789**	**93.0789**	**2.2800e-003**		**93.1269**

4.0 Operational Detail - Mobile

4.1 Mitigation Measures Mobile

	ROG	NOx	CO	SO2	Fugitive PM10	Exhaust PM10	PM10 Total	Fugitive PM2.5	Exhaust PM2.5	PM2.5 Total	Bio- CO2	NBio- CO2	Total CO2	CH4	N2O	CO2e
Category	lb/day										lb/day					
Mitigated	0.0000	0.0000	0.0000	0.0000	0.0000	0.0000	0.0000	0.0000	0.0000	0.0000		0.0000	0.0000	0.0000		0.0000
Unmitigated	0.0000	0.0000	0.0000	0.0000	0.0000	0.0000	0.0000	0.0000	0.0000	0.0000		0.0000	0.0000	0.0000		0.0000

4.2 Trip Summary Information

	Average Daily Trip Rate			Unmitigated	Mitigated
Land Use	Weekday	Saturday	Sunday	Annual VMT	Annual VMT
User Defined Industrial	0.00	0.00	0.00		
Total	0.00	0.00	0.00		

4.3 Trip Type Information

	Miles			Trip %			Trip Purpose %		
Land Use	H-W or C-W	H-S or C-C	H-O or C-NW	H-W or C-W	H-S or C-C	H-O or C-NW	Primary	Diverted	Pass-by
User Defined Industrial	9.50	7.30	7.30	0.00	0.00	0.00	0	0	0

LDA	LDT1	LDT2	MDV	LHD1	LHD2	MHD	HHD	OBUS	UBUS	MCY	SBUS	MH
0.509376	0.073655	0.192210	0.135105	0.037177	0.005354	0.012300	0.020284	0.001820	0.002092	0.006537	0.000620	0.003469

5.0 Energy Detail

4.4 Fleet Mix

Historical Energy Use: N

5.1 Mitigation Measures Energy

	ROG	NOx	CO	SO2	Fugitive PM10	Exhaust PM10	PM10 Total	Fugitive PM2.5	Exhaust PM2.5	PM2.5 Total	Bio- CO2	NBio- CO2	Total CO2	CH4	N2O	CO2e
Category	lb/day										lb/day					
NaturalGas Mitigated	0.0000	0.0000	0.0000	0.0000		0.0000	0.0000		0.0000	0.0000		0.0000	0.0000	0.0000	0.0000	0.0000
NaturalGas Unmitigated	0.0000	0.0000	0.0000	0.0000		0.0000	0.0000		0.0000	0.0000		0.0000	0.0000	0.0000	0.0000	0.0000

5.2 Energy by Land Use - NaturalGas

Unmitigated

	NaturalGas Use	ROG	NOx	CO	SO2	Fugitive PM10	Exhaust PM10	PM10 Total	Fugitive PM2.5	Exhaust PM2.5	PM2.5 Total	Bio- CO2	NBio- CO2	Total CO2	CH4	N2O	CO2e
Land Use	kBTU/yr	lb/day										lb/day					
User Defined Industrial	0	0.0000	0.0000	0.0000	0.0000		0.0000	0.0000		0.0000	0.0000		0.0000	0.0000	0.0000	0.0000	0.0000
Total		**0.0000**	**0.0000**	**0.0000**	**0.0000**		**0.0000**	**0.0000**		**0.0000**	**0.0000**		**0.0000**	**0.0000**	**0.0000**	**0.0000**	**0.0000**

Mitigated

	NaturalGas Use	ROG	NOx	CO	SO2	Fugitive PM10	Exhaust PM10	PM10 Total	Fugitive PM2.5	Exhaust PM2.5	PM2.5 Total	Bio- CO2	NBio- CO2	Total CO2	CH4	N2O	CO2e
Land Use	kBTU/yr	lb/day										lb/day					
User Defined Industrial	0	0.0000	0.0000	0.0000	0.0000		0.0000	0.0000		0.0000	0.0000		0.0000	0.0000	0.0000	0.0000	0.0000
Total		**0.0000**	**0.0000**	**0.0000**	**0.0000**		**0.0000**	**0.0000**		**0.0000**	**0.0000**		**0.0000**	**0.0000**	**0.0000**	**0.0000**	**0.0000**

6.0 Area Detail

6.1 Mitigation Measures Area

	ROG	NOx	CO	SO2	Fugitive PM10	Exhaust PM10	PM10 Total	Fugitive PM2.5	Exhaust PM2.5	PM2.5 Total	Bio- CO2	NBio- CO2	Total CO2	CH4	N2O	CO2e
Category	lb/day										lb/day					
Mitigated	1.0000e-005	0.0000	1.0000e-004	0.0000		0.0000	0.0000		0.0000	0.0000		2.2000e-004	2.2000e-004	0.0000		2.3000e-004
Unmitigated	1.0000e-005	0.0000	1.0000e-004	0.0000		0.0000	0.0000		0.0000	0.0000		2.2000e-004	2.2000e-004	0.0000		2.3000e-004

6.2 Area by SubCategory

Unmitigated

	ROG	NOx	CO	SO2	Fugitive PM10	Exhaust PM10	PM10 Total	Fugitive PM2.5	Exhaust PM2.5	PM2.5 Total	Bio- CO2	NBio- CO2	Total CO2	CH4	N2O	CO2e
SubCategory	lb/day										lb/day					
Architectural Coating	0.0000					0.0000	0.0000		0.0000	0.0000			0.0000			0.0000
Consumer Products	0.0000					0.0000	0.0000		0.0000	0.0000			0.0000			0.0000
Landscaping	1.0000e-005	0.0000	1.0000e-004	0.0000		0.0000	0.0000		0.0000	0.0000		2.2000e-004	2.2000e-004	0.0000		2.3000e-004
Total	**1.0000e-005**	**0.0000**	**1.0000e-004**	**0.0000**		**0.0000**	**0.0000**		**0.0000**	**0.0000**		**2.2000e-004**	**2.2000e-004**	**0.0000**		**2.3000e-004**

Mitigated

	ROG	NOx	CO	SO2	Fugitive PM10	Exhaust PM10	PM10 Total	Fugitive PM2.5	Exhaust PM2.5	PM2.5 Total	Bio- CO2	NBio- CO2	Total CO2	CH4	N2O	CO2e
SubCategory	lb/day										lb/day					
Architectural Coating	0.0000					0.0000	0.0000		0.0000	0.0000			0.0000			0.0000
Consumer Products	0.0000					0.0000	0.0000		0.0000	0.0000			0.0000			0.0000
Landscaping	1.0000e-005	0.0000	1.0000e-004	0.0000		0.0000	0.0000		0.0000	0.0000		2.2000e-004	2.2000e-004	0.0000		2.3000e-004
Total	**1.0000e-005**	**0.0000**	**1.0000e-004**	**0.0000**		**0.0000**	**0.0000**		**0.0000**	**0.0000**		**2.2000e-004**	**2.2000e-004**	**0.0000**		**2.3000e-004**

7.0 Water Detail

7.1 Mitigation Measures Water

8.0 Waste Detail

8.1 Mitigation Measures Waste

9.0 Operational Offroad

Equipment Type	Number	Hours/Day	Days/Year	Horse Power	Load Factor	Fuel Type

10.0 Vegetation

SB Solids Processing Facility

San Diego County, Winter

1.0 Project Characteristics

1.1 Land Usage

Land Uses	Size	Metric	Lot Acreage	Floor Surface Area	Population
User Defined Industrial	1.00	User Defined Unit	5.00	0.00	0

1.2 Other Project Characteristics

Urbanization	Urban	**Wind Speed (m/s)**	2.6	**Precipitation Freq (Days)**	40
Climate Zone	13			**Operational Year**	2014
Utility Company	San Diego Gas & Electric				
CO2 Intensity (lb/MWhr)	720.49	**CH4 Intensity (lb/MWhr)**	0.029	**N2O Intensity (lb/MWhr)**	0.006

1.3 User Entered Comments & Non-Default Data

Project Characteristics -

Land Use - project specific lot acreage

Construction Phase - project specific schedule

Off-road Equipment - project specific equipment

Off-road Equipment - project specific equipment

Off-road Equipment - project specific equipment

Off-road Equipment - project specific equipment

Trips and VMT - assumed CalEEMod default of 1.25 worker per equipment for building construction

Grading - project specific size

Table Name	Column Name	Default Value	New Value
tblConstructionPhase	NumDays	230.00	553.00

tblConstructionPhase	NumDays	8.00	30.00
tblConstructionPhase	NumDays	18.00	30.00
tblConstructionPhase	NumDays	5.00	30.00
tblGrading	AcresOfGrading	0.00	5.00
tblGrading	MaterialExported	0.00	160.00
tblLandUse	LotAcreage	0.00	5.00
tblOffRoadEquipment	OffRoadEquipmentUnitAmount	3.00	1.00
tblOffRoadEquipment	OffRoadEquipmentUnitAmount	2.00	1.00
tblOffRoadEquipment	OffRoadEquipmentUnitAmount	2.00	1.00
tblOffRoadEquipment	OffRoadEquipmentUnitAmount	3.00	1.00
tblOffRoadEquipment	OffRoadEquipmentUnitAmount	3.00	2.00
tblOffRoadEquipment	OffRoadEquipmentUnitAmount	3.00	2.00
tblOffRoadEquipment	OffRoadEquipmentUnitAmount	4.00	1.00
tblOffRoadEquipment	OffRoadEquipmentUnitAmount	1.00	2.00
tblTripsAndVMT	HaulingTripNumber	20.00	300.00
tblTripsAndVMT	VendorTripNumber	0.00	6.00
tblTripsAndVMT	VendorTripNumber	0.00	4.00
tblTripsAndVMT	VendorTripNumber	0.00	2.00
tblTripsAndVMT	WorkerTripNumber	0.00	18.00

2.0 Emissions Summary

2.1 Overall Construction (Maximum Daily Emission)

Unmitigated Construction

	ROG	NOx	CO	SO2	Fugitive PM10	Exhaust PM10	PM10 Total	Fugitive PM2.5	Exhaust PM2.5	PM2.5 Total	Bio- CO2	NBio- CO2	Total CO2	CH4	N2O	CO2e
Year	lb/day										lb/day					
2029	1.3515	11.2862	15.4906	0.0296	6.4807	0.4815	6.9622	3.4055	0.4437	3.8492	0.0000	2,788.6503	2,788.6503	0.6519	0.0000	2,802.3397

2030	1.1980	7.4175	14.0370	0.0290	0.1744	0.1387	0.3131	0.0468	0.1384	0.1852	0.0000	2,620.2261	2,620.2261	0.1066	0.0000	2,622.4646
2031	1.1968	7.4160	14.0278	0.0290	0.1744	0.1387	0.3131	0.0468	0.1384	0.1852	0.0000	2,619.6757	2,619.6757	0.1065	0.0000	2,621.9128
2032	0.5383	2.5251	6.0932	0.0115	0.0544	0.1283	0.1826	0.0147	0.1281	0.1428	0.0000	1,069.8686	1,069.8686	0.0480	0.0000	1,070.8768
Total	**4.2846**	**28.6448**	**49.6486**	**0.0990**	**6.8839**	**0.8872**	**7.7711**	**3.5138**	**0.8486**	**4.3624**	**0.0000**	**9,098.4208**	**9,098.4208**	**0.9130**	**0.0000**	**9,117.5939**

Mitigated Construction

	ROG	NOx	CO	SO2	Fugitive PM10	Exhaust PM10	PM10 Total	Fugitive PM2.5	Exhaust PM2.5	PM2.5 Total	Bio- CO2	NBio- CO2	Total CO2	CH4	N2O	CO2e
Year	lb/day										lb/day					
2029	1.3515	11.2862	15.4906	0.0296	6.4807	0.4815	6.9622	3.4055	0.4437	3.8492	0.0000	2,788.6503	2,788.6503	0.6519	0.0000	2,802.3397
2030	1.1980	7.4175	14.0370	0.0290	0.1744	0.1387	0.3131	0.0468	0.1384	0.1852	0.0000	2,620.2261	2,620.2261	0.1066	0.0000	2,622.4646
2031	1.1968	7.4160	14.0278	0.0290	0.1744	0.1387	0.3131	0.0468	0.1384	0.1852	0.0000	2,619.6757	2,619.6757	0.1065	0.0000	2,621.9128
2032	0.5383	2.5251	6.0932	0.0115	0.0544	0.1283	0.1826	0.0147	0.1281	0.1428	0.0000	1,069.8686	1,069.8686	0.0480	0.0000	1,070.8768
Total	**4.2846**	**28.6448**	**49.6486**	**0.0990**	**6.8839**	**0.8872**	**7.7711**	**3.5138**	**0.8486**	**4.3624**	**0.0000**	**9,098.4208**	**9,098.4208**	**0.9130**	**0.0000**	**9,117.5939**

	ROG	**NOx**	**CO**	**SO2**	**Fugitive PM10**	**Exhaust PM10**	**PM10 Total**	**Fugitive PM2.5**	**Exhaust PM2.5**	**PM2.5 Total**	**Bio- CO2**	**NBio-CO2**	**Total CO2**	**CH4**	**N20**	**CO2e**
Percent Reduction	**0.00**	**0.00**	**0.00**	**0.00**	**0.00**	**0.00**	**0.00**	**0.00**	**0.00**	**0.00**	**0.00**	**0.00**	**0.00**	**0.00**	**0.00**	**0.00**

2.2 Overall Operational

Unmitigated Operational

	ROG	NOx	CO	SO2	Fugitive PM10	Exhaust PM10	PM10 Total	Fugitive PM2.5	Exhaust PM2.5	PM2.5 Total	Bio- CO2	NBio- CO2	Total CO2	CH4	N2O	CO2e

Category	lb/day										lb/day					
Area	1.0000e-005	0.0000	1.1000e-004	0.0000		0.0000	0.0000		0.0000	0.0000		2.2000e-004	2.2000e-004	0.0000		2.3000e-004
Energy	0.0000	0.0000	0.0000	0.0000		0.0000	0.0000		0.0000	0.0000		0.0000	0.0000	0.0000	0.0000	0.0000
Mobile	0.0000	0.0000	0.0000	0.0000	0.0000	0.0000	0.0000	0.0000	0.0000	0.0000		0.0000	0.0000	0.0000		0.0000
Total	**1.0000e-005**	**0.0000**	**1.1000e-004**	**0.0000**	**0.0000**	**0.0000**	**0.0000**	**0.0000**	**0.0000**	**0.0000**		**2.2000e-004**	**2.2000e-004**	**0.0000**	**0.0000**	**2.3000e-004**

Mitigated Operational

	ROG	NOx	CO	SO2	Fugitive PM10	Exhaust PM10	PM10 Total	Fugitive PM2.5	Exhaust PM2.5	PM2.5 Total	Bio- CO2	NBio- CO2	Total CO2	CH4	N2O	CO2e
Category	lb/day										lb/day					
Area	1.0000e-005	0.0000	1.1000e-004	0.0000		0.0000	0.0000		0.0000	0.0000		2.2000e-004	2.2000e-004	0.0000		2.3000e-004
Energy	0.0000	0.0000	0.0000	0.0000		0.0000	0.0000		0.0000	0.0000		0.0000	0.0000	0.0000	0.0000	0.0000
Mobile	0.0000	0.0000	0.0000	0.0000	0.0000	0.0000	0.0000	0.0000	0.0000	0.0000		0.0000	0.0000	0.0000		0.0000
Total	**1.0000e-005**	**0.0000**	**1.1000e-004**	**0.0000**	**0.0000**	**0.0000**	**0.0000**	**0.0000**	**0.0000**	**0.0000**		**2.2000e-004**	**2.2000e-004**	**0.0000**	**0.0000**	**2.3000e-004**

	ROG	**NOx**	**CO**	**SO2**	**Fugitive PM10**	**Exhaust PM10**	**PM10 Total**	**Fugitive PM2.5**	**Exhaust PM2.5**	**PM2.5 Total**	**Bio- CO2**	**NBio-CO2**	**Total CO2**	**CH4**	**N20**	**CO2e**
Percent Reduction	**0.00**	**0.00**	**0.00**	**0.00**	**0.00**	**0.00**	**0.00**	**0.00**	**0.00**	**0.00**	**0.00**	**0.00**	**0.00**	**0.00**	**0.00**	**0.00**

3.0 Construction Detail

Construction Phase

Phase Number	Phase Name	Phase Type	Start Date	End Date	Num Days Week	Num Days	Phase Description
1	Site Preparation	Site Preparation	7/31/2029	9/10/2029	5	30	

2	Grading	Grading	9/11/2029	10/22/2029	5	30	
3	Building Construction	Building Construction	10/23/2029	12/4/2031	5	553	
4	Paving	Paving	12/5/2031	1/15/2032	5	30	

Acres of Grading (Site Preparation Phase): 0

Acres of Grading (Grading Phase): 5

Acres of Paving: 0

Residential Indoor: 0; Residential Outdoor: 0; Non-Residential Indoor: 0; Non-Residential Outdoor: 0 (Architectural Coating – sqft)

OffRoad Equipment

Phase Name	Offroad Equipment Type	Amount	Usage Hours	Horse Power	Load Factor
Site Preparation	Rubber Tired Dozers	1	8.00	255	0.40
Site Preparation	Tractors/Loaders/Backhoes	1	8.00	97	0.37
Grading	Excavators	1	8.00	162	0.38
Grading	Plate Compactors	1	8.00	8	0.43
Grading	Rubber Tired Dozers	1	8.00	255	0.40
Grading	Tractors/Loaders/Backhoes	2	8.00	97	0.37
Building Construction	Cranes	1	7.00	226	0.29
Building Construction	Forklifts	1	8.00	89	0.20
Building Construction	Generator Sets	1	8.00	84	0.74
Building Construction	Tractors/Loaders/Backhoes	2	7.00	97	0.37
Building Construction	Welders	2	8.00	46	0.45
Paving	Pavers	1	8.00	125	0.42
Paving	Paving Equipment	1	8.00	130	0.36

Trips and VMT

Phase Name	Offroad Equipment Count	Worker Trip Number	Vendor Trip Number	Hauling Trip Number	Worker Trip Length	Vendor Trip Length	Hauling Trip Length	Worker Vehicle Class	Vendor Vehicle Class	Hauling Vehicle Class
Site Preparation	2	5.00	6.00	0.00	10.80	7.30	20.00	LD_Mix	HDT_Mix	HHDT
Grading	5	13.00	0.00	300.00	10.80	7.30	20.00	LD_Mix	HDT_Mix	HHDT

Building Construction	7	18.00	4.00	0.00	10.80	7.30	20.00	LD_Mix	HDT_Mix	HHDT
Paving	2	5.00	2.00	0.00	10.80	7.30	20.00	LD_Mix	HDT_Mix	HHDT

3.1 Mitigation Measures Construction

3.2 Site Preparation - 2029

Unmitigated Construction On-Site

	ROG	NOx	CO	SO2	Fugitive PM10	Exhaust PM10	PM10 Total	Fugitive PM2.5	Exhaust PM2.5	PM2.5 Total	Bio- CO2	NBio- CO2	Total CO2	CH4	N2O	CO2e
Category	lb/day										lb/day					
Fugitive Dust					6.0221	0.0000	6.0221	3.3102	0.0000	3.3102			0.0000			0.0000
Off-Road	0.7921	7.3969	7.5527	0.0120		0.3251	0.3251		0.2991	0.2991		1,163.9281	1,163.9281	0.3764		1,171.8333
Total	**0.7921**	**7.3969**	**7.5527**	**0.0120**	**6.0221**	**0.3251**	**6.3472**	**3.3102**	**0.2991**	**3.6093**		**1,163.9281**	**1,163.9281**	**0.3764**		**1,171.8333**

Unmitigated Construction Off-Site

	ROG	NOx	CO	SO2	Fugitive PM10	Exhaust PM10	PM10 Total	Fugitive PM2.5	Exhaust PM2.5	PM2.5 Total	Bio- CO2	NBio- CO2	Total CO2	CH4	N2O	CO2e
Category	lb/day										lb/day					
Hauling	0.0000	0.0000	0.0000	0.0000	0.0000	0.0000	0.0000	0.0000	0.0000	0.0000		0.0000	0.0000	0.0000		0.0000
Vendor	0.0389	0.2135	0.5720	1.4000e-003	0.0398	5.0100e-003	0.0449	0.0114	4.6100e-003	0.0160		131.2184	131.2184	9.5000e-004		131.2385
Worker	9.3500e-003	0.0111	0.1034	4.9000e-004	0.0411	3.2000e-004	0.0414	0.0109	2.9000e-004	0.0112		31.2954	31.2954	1.2900e-003		31.3224
Total	**0.0483**	**0.2246**	**0.6754**	**1.8900e-003**	**0.0809**	**5.3300e-003**	**0.0862**	**0.0223**	**4.9000e-003**	**0.0272**		**162.5138**	**162.5138**	**2.2400e-003**		**162.5608**

Mitigated Construction On-Site

	ROG	NOx	CO	SO2	Fugitive PM10	Exhaust PM10	PM10 Total	Fugitive PM2.5	Exhaust PM2.5	PM2.5 Total	Bio- CO2	NBio- CO2	Total CO2	CH4	N2O	CO2e
Category	lb/day										lb/day					
Fugitive Dust					6.0221	0.0000	6.0221	3.3102	0.0000	3.3102			0.0000			0.0000
Off-Road	0.7921	7.3969	7.5527	0.0120		0.3251	0.3251		0.2991	0.2991	0.0000	1,163.9281	1,163.9281	0.3764		1,171.8333
Total	**0.7921**	**7.3969**	**7.5527**	**0.0120**	**6.0221**	**0.3251**	**6.3472**	**3.3102**	**0.2991**	**3.6093**	**0.0000**	**1,163.9281**	**1,163.9281**	**0.3764**		**1,171.8333**

Mitigated Construction Off-Site

	ROG	NOx	CO	SO2	Fugitive PM10	Exhaust PM10	PM10 Total	Fugitive PM2.5	Exhaust PM2.5	PM2.5 Total	Bio- CO2	NBio- CO2	Total CO2	CH4	N2O	CO2e
Category	lb/day										lb/day					
Hauling	0.0000	0.0000	0.0000	0.0000	0.0000	0.0000	0.0000	0.0000	0.0000	0.0000		0.0000	0.0000	0.0000		0.0000
Vendor	0.0389	0.2135	0.5720	1.4000e-003	0.0398	5.0100e-003	0.0449	0.0114	4.6100e-003	0.0160		131.2184	131.2184	9.5000e-004		131.2385
Worker	9.3500e-003	0.0111	0.1034	4.9000e-004	0.0411	3.2000e-004	0.0414	0.0109	2.9000e-004	0.0112		31.2954	31.2954	1.2900e-003		31.3224
Total	**0.0483**	**0.2246**	**0.6754**	**1.8900e-003**	**0.0809**	**5.3300e-003**	**0.0862**	**0.0223**	**4.9000e-003**	**0.0272**		**162.5138**	**162.5138**	**2.2400e-003**		**162.5608**

3.3 Grading - 2029

Unmitigated Construction On-Site

	ROG	NOx	CO	SO2	Fugitive PM10	Exhaust PM10	PM10 Total	Fugitive PM2.5	Exhaust PM2.5	PM2.5 Total	Bio- CO2	NBio- CO2	Total CO2	CH4	N2O	CO2e

Category	lb/day										lb/day					
Fugitive Dust					6.1996	0.0000	6.1996	3.3294	0.0000	3.3294			0.0000			0.0000
Off-Road	1.1356	10.2358	13.3348	0.0209		0.4503	0.4503		0.4151	0.4151		2,013.4681	2,013.4681	0.6436		2,026.9842
Total	**1.1356**	**10.2358**	**13.3348**	**0.0209**	**6.1996**	**0.4503**	**6.6499**	**3.3294**	**0.4151**	**3.7445**		**2,013.4681**	**2,013.4681**	**0.6436**		**2,026.9842**

Unmitigated Construction Off-Site

	ROG	NOx	CO	SO2	Fugitive PM10	Exhaust PM10	PM10 Total	Fugitive PM2.5	Exhaust PM2.5	PM2.5 Total	Bio- CO2	NBio- CO2	Total CO2	CH4	N2O	CO2e
Category	lb/day										lb/day					
Hauling	0.1436	1.0215	1.8871	7.3800e-003	0.1743	0.0303	0.2046	0.0477	0.0279	0.0756		693.8144	693.8144	4.9100e-003		693.9174
Vendor	0.0000	0.0000	0.0000	0.0000	0.0000	0.0000	0.0000	0.0000	0.0000	0.0000		0.0000	0.0000	0.0000		0.0000
Worker	0.0243	0.0290	0.2688	1.2700e-003	0.1068	8.2000e-004	0.1076	0.0283	7.6000e-004	0.0291		81.3679	81.3679	3.3500e-003		81.4382
Total	**0.1679**	**1.0504**	**2.1559**	**8.6500e-003**	**0.2811**	**0.0311**	**0.3122**	**0.0761**	**0.0286**	**0.1047**		**775.1823**	**775.1823**	**8.2600e-003**		**775.3556**

Mitigated Construction On-Site

	ROG	NOx	CO	SO2	Fugitive PM10	Exhaust PM10	PM10 Total	Fugitive PM2.5	Exhaust PM2.5	PM2.5 Total	Bio- CO2	NBio- CO2	Total CO2	CH4	N2O	CO2e
Category	lb/day										lb/day					
Fugitive Dust					6.1996	0.0000	6.1996	3.3294	0.0000	3.3294			0.0000			0.0000
Off-Road	1.1356	10.2358	13.3348	0.0209		0.4503	0.4503		0.4151	0.4151	0.0000	2,013.4681	2,013.4681	0.6436		2,026.9842

Total	**1.1356**	**10.2358**	**13.3348**	**0.0209**	**6.1996**	**0.4503**	**6.6499**	**3.3294**	**0.4151**	**3.7445**	**0.0000**	**2,013.4681**	**2,013.4681**	**0.6436**		**2,026.9842**

Mitigated Construction Off-Site

	ROG	NOx	CO	SO2	Fugitive PM10	Exhaust PM10	PM10 Total	Fugitive PM2.5	Exhaust PM2.5	PM2.5 Total	Bio- CO2	NBio- CO2	Total CO2	CH4	N2O	CO2e
Category	lb/day										lb/day					
Hauling	0.1436	1.0215	1.8871	7.3800e-003	0.1743	0.0303	0.2046	0.0477	0.0279	0.0756		693.8144	693.8144	4.9100e-003		693.9174
Vendor	0.0000	0.0000	0.0000	0.0000	0.0000	0.0000	0.0000	0.0000	0.0000	0.0000		0.0000	0.0000	0.0000		0.0000
Worker	0.0243	0.0290	0.2688	1.2700e-003	0.1068	8.2000e-004	0.1076	0.0283	7.6000e-004	0.0291		81.3679	81.3679	3.3500e-003		81.4382
Total	**0.1679**	**1.0504**	**2.1559**	**8.6500e-003**	**0.2811**	**0.0311**	**0.3122**	**0.0761**	**0.0286**	**0.1047**		**775.1823**	**775.1823**	**8.2600e-003**		**775.3556**

3.4 Building Construction - 2029

Unmitigated Construction On-Site

	ROG	NOx	CO	SO2	Fugitive PM10	Exhaust PM10	PM10 Total	Fugitive PM2.5	Exhaust PM2.5	PM2.5 Total	Bio- CO2	NBio- CO2	Total CO2	CH4	N2O	CO2e
Category	lb/day										lb/day					
Off-Road	1.2919	10.9465	13.4850	0.0236		0.4309	0.4309		0.4106	0.4106		2,193.0077	2,193.0077	0.4360		2,202.1639
Total	**1.2919**	**10.9465**	**13.4850**	**0.0236**		**0.4309**	**0.4309**		**0.4106**	**0.4106**		**2,193.0077**	**2,193.0077**	**0.4360**		**2,202.1639**

Unmitigated Construction Off-Site

	ROG	NOx	CO	SO2	Fugitive PM10	Exhaust PM10	PM10 Total	Fugitive PM2.5	Exhaust PM2.5	PM2.5 Total	Bio- CO2	NBio- CO2	Total CO2	CH4	N2O	CO2e
Category	lb/day										lb/day					
Hauling	0.0000	0.0000	0.0000	0.0000	0.0000	0.0000	0.0000	0.0000	0.0000	0.0000		0.0000	0.0000	0.0000		0.0000
Vendor	0.0260	0.1423	0.3813	9.3000e-004	0.0266	3.3400e-003	0.0299	7.5800e-003	3.0700e-003	0.0107		87.4790	87.4790	6.4000e-004		87.4923
Worker	0.0337	0.0401	0.3722	1.7600e-003	0.1479	1.1400e-003	0.1490	0.0392	1.0600e-003	0.0403		112.6633	112.6633	4.6300e-003		112.7605
Total	**0.0596**	**0.1824**	**0.7535**	**2.6900e-003**	**0.1744**	**4.4800e-003**	**0.1789**	**0.0468**	**4.1300e-003**	**0.0509**		**200.1422**	**200.1422**	**5.2700e-003**		**200.2529**

Mitigated Construction On-Site

	ROG	NOx	CO	SO2	Fugitive PM10	Exhaust PM10	PM10 Total	Fugitive PM2.5	Exhaust PM2.5	PM2.5 Total	Bio- CO2	NBio- CO2	Total CO2	CH4	N2O	CO2e
Category	lb/day										lb/day					
Off-Road	1.2919	10.9465	13.4850	0.0236		0.4309	0.4309		0.4106	0.4106	0.0000	2,193.0077	2,193.0077	0.4360		2,202.1639
Total	**1.2919**	**10.9465**	**13.4850**	**0.0236**		**0.4309**	**0.4309**		**0.4106**	**0.4106**	**0.0000**	**2,193.0077**	**2,193.0077**	**0.4360**		**2,202.1639**

Mitigated Construction Off-Site

	ROG	NOx	CO	SO2	Fugitive PM10	Exhaust PM10	PM10 Total	Fugitive PM2.5	Exhaust PM2.5	PM2.5 Total	Bio- CO2	NBio- CO2	Total CO2	CH4	N2O	CO2e
Category	lb/day										lb/day					

Hauling	0.0000	0.0000	0.0000	0.0000	0.0000	0.0000	0.0000	0.0000	0.0000	0.0000		0.0000	0.0000	0.0000		0.0000
Vendor	0.0260	0.1423	0.3813	9.3000e-004	0.0266	3.3400e-003	0.0299	7.5800e-003	3.0700e-003	0.0107		87.4790	87.4790	6.4000e-004		87.4923
Worker	0.0337	0.0401	0.3722	1.7600e-003	0.1479	1.1400e-003	0.1490	0.0392	1.0600e-003	0.0403		112.6633	112.6633	4.6300e-003		112.7605
Total	**0.0596**	**0.1824**	**0.7535**	**2.6900e-003**	**0.1744**	**4.4800e-003**	**0.1789**	**0.0468**	**4.1300e-003**	**0.0509**		**200.1422**	**200.1422**	**5.2700e-003**		**200.2529**

3.4 Building Construction - 2030

Unmitigated Construction On-Site

	ROG	NOx	CO	SO2	Fugitive PM10	Exhaust PM10	PM10 Total	Fugitive PM2.5	Exhaust PM2.5	PM2.5 Total	Bio- CO2	NBio- CO2	Total CO2	CH4	N2O	CO2e
Category	lb/day										lb/day					
Off-Road	1.1397	7.2370	13.2956	0.0263		0.1342	0.1342		0.1342	0.1342		2,420.7238	2,420.7238	0.1014		2,422.8535
Total	**1.1397**	**7.2370**	**13.2956**	**0.0263**		**0.1342**	**0.1342**		**0.1342**	**0.1342**		**2,420.7238**	**2,420.7238**	**0.1014**		**2,422.8535**

Unmitigated Construction Off-Site

	ROG	NOx	CO	SO2	Fugitive PM10	Exhaust PM10	PM10 Total	Fugitive PM2.5	Exhaust PM2.5	PM2.5 Total	Bio- CO2	NBio- CO2	Total CO2	CH4	N2O	CO2e
Category	lb/day										lb/day					
Hauling	0.0000	0.0000	0.0000	0.0000	0.0000	0.0000	0.0000	0.0000	0.0000	0.0000		0.0000	0.0000	0.0000		0.0000
Vendor	0.0257	0.1416	0.3789	9.3000e-004	0.0266	3.3400e-003	0.0299	7.5800e-003	3.0700e-003	0.0107		87.4890	87.4890	6.4000e-004		87.5023
Worker	0.0326	0.0390	0.3625	1.7600e-003	0.1479	1.1400e-003	0.1490	0.0392	1.0600e-003	0.0403		112.0133	112.0133	4.5500e-003		112.1088
Total	**0.0583**	**0.1805**	**0.7414**	**2.6900e-003**	**0.1744**	**4.4800e-003**	**0.1789**	**0.0468**	**4.1300e-003**	**0.0509**		**199.5023**	**199.5023**	**5.1900e-003**		**199.6112**

Mitigated Construction On-Site

	ROG	NOx	CO	SO2	Fugitive PM10	Exhaust PM10	PM10 Total	Fugitive PM2.5	Exhaust PM2.5	PM2.5 Total	Bio- CO2	NBio- CO2	Total CO2	CH4	N2O	CO2e
Category	lb/day										lb/day					
Off-Road	1.1397	7.2370	13.2956	0.0263		0.1342	0.1342		0.1342	0.1342	0.0000	2,420.7238	2,420.7238	0.1014		2,422.8535
Total	**1.1397**	**7.2370**	**13.2956**	**0.0263**		**0.1342**	**0.1342**		**0.1342**	**0.1342**	**0.0000**	**2,420.7238**	**2,420.7238**	**0.1014**		**2,422.8535**

Mitigated Construction Off-Site

	ROG	NOx	CO	SO2	Fugitive PM10	Exhaust PM10	PM10 Total	Fugitive PM2.5	Exhaust PM2.5	PM2.5 Total	Bio- CO2	NBio- CO2	Total CO2	CH4	N2O	CO2e
Category	lb/day										lb/day					
Hauling	0.0000	0.0000	0.0000	0.0000	0.0000	0.0000	0.0000	0.0000	0.0000	0.0000		0.0000	0.0000	0.0000		0.0000
Vendor	0.0257	0.1416	0.3789	9.3000e-004	0.0266	3.3400e-003	0.0299	7.5800e-003	3.0700e-003	0.0107		87.4890	87.4890	6.4000e-004		87.5023
Worker	0.0326	0.0390	0.3625	1.7600e-003	0.1479	1.1400e-003	0.1490	0.0392	1.0600e-003	0.0403		112.0133	112.0133	4.5500e-003		112.1088
Total	**0.0583**	**0.1805**	**0.7414**	**2.6900e-003**	**0.1744**	**4.4800e-003**	**0.1789**	**0.0468**	**4.1300e-003**	**0.0509**		**199.5023**	**199.5023**	**5.1900e-003**		**199.6112**

3.4 Building Construction - 2031

Unmitigated Construction On-Site

	ROG	NOx	CO	SO2	Fugitive PM10	Exhaust PM10	PM10 Total	Fugitive PM2.5	Exhaust PM2.5	PM2.5 Total	Bio- CO2	NBio- CO2	Total CO2	CH4	N2O	CO2e
Category	lb/day										lb/day					
Off-Road	1.1397	7.2370	13.2956	0.0263		0.1342	0.1342		0.1342	0.1342		2,420.7238	2,420.7238	0.1014		2,422.8535
Total	**1.1397**	**7.2370**	**13.2956**	**0.0263**		**0.1342**	**0.1342**		**0.1342**	**0.1342**		**2,420.7238**	**2,420.7238**	**0.1014**		**2,422.8535**

Unmitigated Construction Off-Site

	ROG	NOx	CO	SO2	Fugitive PM10	Exhaust PM10	PM10 Total	Fugitive PM2.5	Exhaust PM2.5	PM2.5 Total	Bio- CO2	NBio- CO2	Total CO2	CH4	N2O	CO2e
Category	lb/day										lb/day					
Hauling	0.0000	0.0000	0.0000	0.0000	0.0000	0.0000	0.0000	0.0000	0.0000	0.0000		0.0000	0.0000	0.0000		0.0000
Vendor	0.0254	0.1410	0.3773	9.3000e-004	0.0266	3.3400e-003	0.0299	7.5800e-003	3.0800e-003	0.0107		87.4842	87.4842	6.4000e-004		87.4976
Worker	0.0317	0.0380	0.3549	1.7600e-003	0.1479	1.1500e-003	0.1490	0.0392	1.0600e-003	0.0403		111.4676	111.4676	4.4800e-003		111.5617
Total	**0.0571**	**0.1790**	**0.7322**	**2.6900e-003**	**0.1744**	**4.4900e-003**	**0.1789**	**0.0468**	**4.1400e-003**	**0.0509**		**198.9519**	**198.9519**	**5.1200e-003**		**199.0593**

Mitigated Construction On-Site

	ROG	NOx	CO	SO2	Fugitive PM10	Exhaust PM10	PM10 Total	Fugitive PM2.5	Exhaust PM2.5	PM2.5 Total	Bio- CO2	NBio- CO2	Total CO2	CH4	N2O	CO2e
Category	lb/day										lb/day					
Off-Road	1.1397	7.2370	13.2956	0.0263		0.1342	0.1342		0.1342	0.1342	0.0000	2,420.7238	2,420.7238	0.1014		2,422.8535

Total	**1.1397**	**7.2370**	**13.2956**	**0.0263**		**0.1342**	**0.1342**		**0.1342**	**0.1342**	**0.0000**	**2,420.7238**	**2,420.7238**	**0.1014**		**2,422.8535**

Mitigated Construction Off-Site

	ROG	NOx	CO	SO2	Fugitive PM10	Exhaust PM10	PM10 Total	Fugitive PM2.5	Exhaust PM2.5	PM2.5 Total	Bio- CO2	NBio- CO2	Total CO2	CH4	N2O	CO2e
Category	lb/day										lb/day					
Hauling	0.0000	0.0000	0.0000	0.0000	0.0000	0.0000	0.0000	0.0000	0.0000	0.0000		0.0000	0.0000	0.0000		0.0000
Vendor	0.0254	0.1410	0.3773	9.3000e-004	0.0266	3.3400e-003	0.0299	7.5800e-003	3.0800e-003	0.0107		87.4842	87.4842	6.4000e-004		87.4976
Worker	0.0317	0.0380	0.3549	1.7600e-003	0.1479	1.1500e-003	0.1490	0.0392	1.0600e-003	0.0403		111.4676	111.4676	4.4800e-003		111.5617
Total	**0.0571**	**0.1790**	**0.7322**	**2.6900e-003**	**0.1744**	**4.4900e-003**	**0.1789**	**0.0468**	**4.1400e-003**	**0.0509**		**198.9519**	**198.9519**	**5.1200e-003**		**199.0593**

3.5 Paving - 2031

Unmitigated Construction On-Site

	ROG	NOx	CO	SO2	Fugitive PM10	Exhaust PM10	PM10 Total	Fugitive PM2.5	Exhaust PM2.5	PM2.5 Total	Bio- CO2	NBio- CO2	Total CO2	CH4	N2O	CO2e
Category	lb/day										lb/day					
Off-Road	0.5172	2.4445	5.8085	0.0105		0.1263	0.1263		0.1263	0.1263		995.2917	995.2917	0.0465		996.2674
Paving	0.0000					0.0000	0.0000		0.0000	0.0000			0.0000			0.0000
Total	**0.5172**	**2.4445**	**5.8085**	**0.0105**		**0.1263**	**0.1263**		**0.1263**	**0.1263**		**995.2917**	**995.2917**	**0.0465**		**996.2674**

Unmitigated Construction Off-Site

	ROG	NOx	CO	SO2	Fugitive PM10	Exhaust PM10	PM10 Total	Fugitive PM2.5	Exhaust PM2.5	PM2.5 Total	Bio- CO2	NBio- CO2	Total CO2	CH4	N2O	CO2e
Category	lb/day										lb/day					
Hauling	0.0000	0.0000	0.0000	0.0000	0.0000	0.0000	0.0000	0.0000	0.0000	0.0000		0.0000	0.0000	0.0000		0.0000
Vendor	0.0127	0.0705	0.1887	4.7000e-004	0.0133	1.6700e-003	0.0150	3.7900e-003	1.5400e-003	5.3300e-003		43.7421	43.7421	3.2000e-004		43.7488
Worker	8.8100e-003	0.0106	0.0986	4.9000e-004	0.0411	3.2000e-004	0.0414	0.0109	3.0000e-004	0.0112		30.9632	30.9632	1.2400e-003		30.9894
Total	**0.0215**	**0.0811**	**0.2872**	**9.6000e-004**	**0.0544**	**1.9900e-003**	**0.0563**	**0.0147**	**1.8400e-003**	**0.0165**		**74.7054**	**74.7054**	**1.5600e-003**		**74.7382**

Mitigated Construction On-Site

	ROG	NOx	CO	SO2	Fugitive PM10	Exhaust PM10	PM10 Total	Fugitive PM2.5	Exhaust PM2.5	PM2.5 Total	Bio- CO2	NBio- CO2	Total CO2	CH4	N2O	CO2e
Category	lb/day										lb/day					
Off-Road	0.5172	2.4445	5.8085	0.0105		0.1263	0.1263		0.1263	0.1263	0.0000	995.2917	995.2917	0.0465		996.2674
Paving	0.0000					0.0000	0.0000		0.0000	0.0000			0.0000			0.0000
Total	**0.5172**	**2.4445**	**5.8085**	**0.0105**		**0.1263**	**0.1263**		**0.1263**	**0.1263**	**0.0000**	**995.2917**	**995.2917**	**0.0465**		**996.2674**

Mitigated Construction Off-Site

	ROG	NOx	CO	SO2	Fugitive PM10	Exhaust PM10	PM10 Total	Fugitive PM2.5	Exhaust PM2.5	PM2.5 Total	Bio- CO2	NBio- CO2	Total CO2	CH4	N2O	CO2e
Category	lb/day										lb/day					

Hauling	0.0000	0.0000	0.0000	0.0000	0.0000	0.0000	0.0000	0.0000	0.0000	0.0000		0.0000	0.0000	0.0000		0.0000
Vendor	0.0127	0.0705	0.1887	4.7000e-004	0.0133	1.6700e-003	0.0150	3.7900e-003	1.5400e-003	5.3300e-003		43.7421	43.7421	3.2000e-004		43.7488
Worker	8.8100e-003	0.0106	0.0986	4.9000e-004	0.0411	3.2000e-004	0.0414	0.0109	3.0000e-004	0.0112		30.9632	30.9632	1.2400e-003		30.9894
Total	**0.0215**	**0.0811**	**0.2872**	**9.6000e-004**	**0.0544**	**1.9900e-003**	**0.0563**	**0.0147**	**1.8400e-003**	**0.0165**		**74.7054**	**74.7054**	**1.5600e-003**		**74.7382**

3.5 Paving - 2032

Unmitigated Construction On-Site

	ROG	NOx	CO	SO2	Fugitive PM10	Exhaust PM10	PM10 Total	Fugitive PM2.5	Exhaust PM2.5	PM2.5 Total	Bio- CO2	NBio- CO2	Total CO2	CH4	N2O	CO2e
Category	lb/day										lb/day					
Off-Road	0.5172	2.4445	5.8085	0.0105		0.1263	0.1263		0.1263	0.1263		995.2917	995.2917	0.0465		996.2674
Paving	0.0000					0.0000	0.0000		0.0000	0.0000			0.0000			0.0000
Total	**0.5172**	**2.4445**	**5.8085**	**0.0105**		**0.1263**	**0.1263**		**0.1263**	**0.1263**		**995.2917**	**995.2917**	**0.0465**		**996.2674**

Unmitigated Construction Off-Site

	ROG	NOx	CO	SO2	Fugitive PM10	Exhaust PM10	PM10 Total	Fugitive PM2.5	Exhaust PM2.5	PM2.5 Total	Bio- CO2	NBio- CO2	Total CO2	CH4	N2O	CO2e
Category	lb/day										lb/day					
Hauling	0.0000	0.0000	0.0000	0.0000	0.0000	0.0000	0.0000	0.0000	0.0000	0.0000		0.0000	0.0000	0.0000		0.0000
Vendor	0.0126	0.0703	0.1881	4.7000e-004	0.0133	1.6700e-003	0.0150	3.7900e-003	1.5400e-003	5.3300e-003		43.7402	43.7402	3.2000e-004		43.7469
Worker	8.5800e-003	0.0103	0.0967	4.9000e-004	0.0411	3.2000e-004	0.0414	0.0109	3.0000e-004	0.0112		30.8367	30.8367	1.2300e-003		30.8625
Total	**0.0212**	**0.0806**	**0.2848**	**9.6000e-004**	**0.0544**	**1.9900e-003**	**0.0563**	**0.0147**	**1.8400e-003**	**0.0165**		**74.5769**	**74.5769**	**1.5500e-003**		**74.6094**

Mitigated Construction On-Site

	ROG	NOx	CO	SO2	Fugitive PM10	Exhaust PM10	PM10 Total	Fugitive PM2.5	Exhaust PM2.5	PM2.5 Total	Bio- CO2	NBio- CO2	Total CO2	CH4	N2O	CO2e
Category	lb/day										lb/day					
Off-Road	0.5172	2.4445	5.8085	0.0105		0.1263	0.1263		0.1263	0.1263	0.0000	995.2917	995.2917	0.0465		996.2674
Paving	0.0000					0.0000	0.0000		0.0000	0.0000			0.0000			0.0000
Total	**0.5172**	**2.4445**	**5.8085**	**0.0105**		**0.1263**	**0.1263**		**0.1263**	**0.1263**	**0.0000**	**995.2917**	**995.2917**	**0.0465**		**996.2674**

Mitigated Construction Off-Site

	ROG	NOx	CO	SO2	Fugitive PM10	Exhaust PM10	PM10 Total	Fugitive PM2.5	Exhaust PM2.5	PM2.5 Total	Bio- CO2	NBio- CO2	Total CO2	CH4	N2O	CO2e
Category	lb/day										lb/day					
Hauling	0.0000	0.0000	0.0000	0.0000	0.0000	0.0000	0.0000	0.0000	0.0000	0.0000		0.0000	0.0000	0.0000		0.0000
Vendor	0.0126	0.0703	0.1881	4.7000e-004	0.0133	1.6700e-003	0.0150	3.7900e-003	1.5400e-003	5.3300e-003		43.7402	43.7402	3.2000e-004		43.7469
Worker	8.5800e-003	0.0103	0.0967	4.9000e-004	0.0411	3.2000e-004	0.0414	0.0109	3.0000e-004	0.0112		30.8367	30.8367	1.2300e-003		30.8625
Total	**0.0212**	**0.0806**	**0.2848**	**9.6000e-004**	**0.0544**	**1.9900e-003**	**0.0563**	**0.0147**	**1.8400e-003**	**0.0165**		**74.5769**	**74.5769**	**1.5500e-003**		**74.6094**

4.0 Operational Detail - Mobile

4.1 Mitigation Measures Mobile

	ROG	NOx	CO	SO2	Fugitive PM10	Exhaust PM10	PM10 Total	Fugitive PM2.5	Exhaust PM2.5	PM2.5 Total	Bio- CO2	NBio- CO2	Total CO2	CH4	N2O	CO2e
Category	lb/day										lb/day					
Mitigated	0.0000	0.0000	0.0000	0.0000	0.0000	0.0000	0.0000	0.0000	0.0000	0.0000		0.0000	0.0000	0.0000		0.0000
Unmitigated	0.0000	0.0000	0.0000	0.0000	0.0000	0.0000	0.0000	0.0000	0.0000	0.0000		0.0000	0.0000	0.0000		0.0000

4.2 Trip Summary Information

	Average Daily Trip Rate			Unmitigated	Mitigated
Land Use	Weekday	Saturday	Sunday	Annual VMT	Annual VMT
User Defined Industrial	0.00	0.00	0.00		
Total	0.00	0.00	0.00		

4.3 Trip Type Information

	Miles			Trip %			Trip Purpose %		
Land Use	H-W or C-W	H-S or C-C	H-O or C-NW	H-W or C-W	H-S or C-C	H-O or C-NW	Primary	Diverted	Pass-by
User Defined Industrial	9.50	7.30	7.30	0.00	0.00	0.00	0	0	0

LDA	LDT1	LDT2	MDV	LHD1	LHD2	MHD	HHD	OBUS	UBUS	MCY	SBUS	MH
0.509376	0.073655	0.192210	0.135105	0.037177	0.005354	0.012300	0.020284	0.001820	0.002092	0.006537	0.000620	0.003469

5.0 Energy Detail

4.4 Fleet Mix

Historical Energy Use: N

5.1 Mitigation Measures Energy

	ROG	NOx	CO	SO2	Fugitive PM10	Exhaust PM10	PM10 Total	Fugitive PM2.5	Exhaust PM2.5	PM2.5 Total	Bio- CO2	NBio- CO2	Total CO2	CH4	N2O	CO2e
Category	lb/day										lb/day					
NaturalGas Mitigated	0.0000	0.0000	0.0000	0.0000		0.0000	0.0000		0.0000	0.0000		0.0000	0.0000	0.0000	0.0000	0.0000
NaturalGas Unmitigated	0.0000	0.0000	0.0000	0.0000		0.0000	0.0000		0.0000	0.0000		0.0000	0.0000	0.0000	0.0000	0.0000

5.2 Energy by Land Use - NaturalGas

Unmitigated

	NaturalGas Use	ROG	NOx	CO	SO2	Fugitive PM10	Exhaust PM10	PM10 Total	Fugitive PM2.5	Exhaust PM2.5	PM2.5 Total	Bio- CO2	NBio- CO2	Total CO2	CH4	N2O	CO2e
Land Use	kBTU/yr	lb/day										lb/day					
User Defined Industrial	0	0.0000	0.0000	0.0000	0.0000		0.0000	0.0000		0.0000	0.0000		0.0000	0.0000	0.0000	0.0000	0.0000
Total		**0.0000**	**0.0000**	**0.0000**	**0.0000**		**0.0000**	**0.0000**		**0.0000**	**0.0000**		**0.0000**	**0.0000**	**0.0000**	**0.0000**	**0.0000**

Mitigated

	NaturalGas Use	ROG	NOx	CO	SO2	Fugitive PM10	Exhaust PM10	PM10 Total	Fugitive PM2.5	Exhaust PM2.5	PM2.5 Total	Bio- CO2	NBio- CO2	Total CO2	CH4	N2O	CO2e
Land Use	kBTU/yr	lb/day										lb/day					
User Defined Industrial	0	0.0000	0.0000	0.0000	0.0000		0.0000	0.0000		0.0000	0.0000		0.0000	0.0000	0.0000	0.0000	0.0000
Total		**0.0000**	**0.0000**	**0.0000**	**0.0000**		**0.0000**	**0.0000**		**0.0000**	**0.0000**		**0.0000**	**0.0000**	**0.0000**	**0.0000**	**0.0000**

6.0 Area Detail

6.1 Mitigation Measures Area

	ROG	NOx	CO	SO2	Fugitive PM10	Exhaust PM10	PM10 Total	Fugitive PM2.5	Exhaust PM2.5	PM2.5 Total	Bio- CO2	NBio- CO2	Total CO2	CH4	N2O	CO2e
Category	lb/day										lb/day					
Mitigated	1.0000e-005	0.0000	1.1000e-004	0.0000		0.0000	0.0000		0.0000	0.0000		2.2000e-004	2.2000e-004	0.0000		2.3000e-004
Unmitigated	1.0000e-005	0.0000	1.1000e-004	0.0000		0.0000	0.0000		0.0000	0.0000		2.2000e-004	2.2000e-004	0.0000		2.3000e-004

6.2 Area by SubCategory

Unmitigated

	ROG	NOx	CO	SO2	Fugitive PM10	Exhaust PM10	PM10 Total	Fugitive PM2.5	Exhaust PM2.5	PM2.5 Total	Bio- CO2	NBio- CO2	Total CO2	CH4	N2O	CO2e
SubCategory	lb/day										lb/day					
Architectural Coating	0.0000					0.0000	0.0000		0.0000	0.0000			0.0000			0.0000
Consumer Products	0.0000					0.0000	0.0000		0.0000	0.0000			0.0000			0.0000
Landscaping	1.0000e-005	0.0000	1.1000e-004	0.0000		0.0000	0.0000		0.0000	0.0000		2.2000e-004	2.2000e-004	0.0000		2.3000e-004
Total	**1.0000e-005**	**0.0000**	**1.1000e-004**	**0.0000**		**0.0000**	**0.0000**		**0.0000**	**0.0000**		**2.2000e-004**	**2.2000e-004**	**0.0000**		**2.3000e-004**

Mitigated

	ROG	NOx	CO	SO2	Fugitive PM10	Exhaust PM10	PM10 Total	Fugitive PM2.5	Exhaust PM2.5	PM2.5 Total	Bio- CO2	NBio- CO2	Total CO2	CH4	N2O	CO2e
SubCategory	lb/day										lb/day					
Architectural Coating	0.0000					0.0000	0.0000		0.0000	0.0000			0.0000			0.0000
Consumer Products	0.0000					0.0000	0.0000		0.0000	0.0000			0.0000			0.0000
Landscaping	1.0000e-005	0.0000	1.1000e-004	0.0000		0.0000	0.0000		0.0000	0.0000		2.2000e-004	2.2000e-004	0.0000		2.3000e-004
Total	**1.0000e-005**	**0.0000**	**1.1000e-004**	**0.0000**		**0.0000**	**0.0000**		**0.0000**	**0.0000**		**2.2000e-004**	**2.2000e-004**	**0.0000**		**2.3000e-004**

7.0 Water Detail

7.1 Mitigation Measures Water

8.0 Waste Detail

8.1 Mitigation Measures Waste

9.0 Operational Offroad

Equipment Type	Number	Hours/Day	Days/Year	Horse Power	Load Factor	Fuel Type

10.0 Vegetation

South Bay WRP Expansion

San Diego County, Winter

1.0 Project Characteristics

1.1 Land Usage

Land Uses	Size	Metric	Lot Acreage	Floor Surface Area	Population
User Defined Industrial	1.00	User Defined Unit	4.50	100,000.00	0

1.2 Other Project Characteristics

Urbanization	Urban	**Wind Speed (m/s)**	2.6	**Precipitation Freq (Days)**	40
Climate Zone	13			**Operational Year**	2030
Utility Company	San Diego Gas & Electric				
CO2 Intensity (lb/MWhr)	720.49	**CH4 Intensity (lb/MWhr)**	0.029	**N2O Intensity (lb/MWhr)**	0.006

1.3 User Entered Comments & Non-Default Data

Project Characteristics -

Land Use - Acreage and square footage estimate of expanded facility size

Construction Phase - project specific timeline from 11/15/29 to 10/31/31

Off-road Equipment - Project specific equipment

Off-road Equipment - Project specific equipment

Off-road Equipment - Project specific equipment assumptions

Grading - 4.5 acre site preparation

Table Name	Column Name	Default Value	New Value
tblConstructionPhase	NumDays	230.00	452.00
tblConstructionPhase	NumDays	18.00	30.00
tblConstructionPhase	NumDays	5.00	30.00

tblGrading	AcresOfGrading	0.00	4.50
tblGrading	MaterialExported	0.00	160.00
tblLandUse	LandUseSquareFeet	0.00	100,000.00
tblLandUse	LotAcreage	0.00	4.50
tblOffRoadEquipment	OffRoadEquipmentUnitAmount	3.00	1.00
tblOffRoadEquipment	OffRoadEquipmentUnitAmount	2.00	1.00
tblOffRoadEquipment	OffRoadEquipmentUnitAmount	3.00	1.00
tblOffRoadEquipment	OffRoadEquipmentUnitAmount	3.00	2.00
tblOffRoadEquipment	OffRoadEquipmentUnitAmount	4.00	1.00
tblOffRoadEquipment	OffRoadEquipmentUnitAmount	1.00	2.00
tblProjectCharacteristics	OperationalYear	2014	2030
tblTripsAndVMT	HaulingTripNumber	20.00	300.00
tblTripsAndVMT	VendorTripNumber	0.00	4.00

2.0 Emissions Summary

2.1 Overall Construction (Maximum Daily Emission)

Unmitigated Construction

	ROG	NOx	CO	SO2	Fugitive PM10	Exhaust PM10	PM10 Total	Fugitive PM2.5	Exhaust PM2.5	PM2.5 Total	Bio- CO2	NBio- CO2	Total CO2	CH4	N2O	CO2e
Year	lb/day										lb/day					
2029	1.4742	11.6093	15.8787	0.0315	6.4239	0.4470	6.7829	3.3937	0.4254	3.7240	0.0000	2,805.8045	2,805.8045	0.4494	0.0000	2,815.2411
2030	1.3184	7.8942	15.6569	0.0341	0.4513	0.1503	0.6015	0.1218	0.1490	0.2708	0.0000	3,032.0441	3,032.0441	0.1146	0.0000	3,034.4501
2031	1.3153	7.8896	15.6329	0.0341	0.4513	0.1503	0.6015	0.1218	0.1490	0.2708	0.0000	3,030.7520	3,030.7520	0.1144	0.0000	3,033.1545
Total	**4.1080**	**27.3931**	**47.1684**	**0.0997**	**7.3264**	**0.7475**	**7.9859**	**3.6374**	**0.7234**	**4.2657**	**0.0000**	**8,868.6006**	**8,868.6006**	**0.6783**	**0.0000**	**8,882.8457**

Mitigated Construction

	ROG	NOx	CO	SO2	Fugitive PM10	Exhaust PM10	PM10 Total	Fugitive PM2.5	Exhaust PM2.5	PM2.5 Total	Bio- CO2	NBio- CO2	Total CO2	CH4	N2O	CO2e
Year	lb/day										lb/day					
2029	1.4742	11.6093	15.8787	0.0315	6.4239	0.4470	6.7829	3.3937	0.4254	3.7240	0.0000	2,805.8045	2,805.8045	0.4494	0.0000	2,815.2411
2030	1.3184	7.8942	15.6569	0.0341	0.4513	0.1503	0.6015	0.1218	0.1490	0.2708	0.0000	3,032.0441	3,032.0441	0.1146	0.0000	3,034.4501
2031	1.3153	7.8896	15.6329	0.0341	0.4513	0.1503	0.6015	0.1218	0.1490	0.2708	0.0000	3,030.7520	3,030.7520	0.1144	0.0000	3,033.1545
Total	**4.1080**	**27.3931**	**47.1684**	**0.0997**	**7.3264**	**0.7475**	**7.9859**	**3.6374**	**0.7234**	**4.2657**	**0.0000**	**8,868.6005**	**8,868.6005**	**0.6783**	**0.0000**	**8,882.8457**

	ROG	**NOx**	**CO**	**SO2**	**Fugitive PM10**	**Exhaust PM10**	**PM10 Total**	**Fugitive PM2.5**	**Exhaust PM2.5**	**PM2.5 Total**	**Bio- CO2**	**NBio-CO2**	**Total CO2**	**CH4**	**N20**	**CO2e**
Percent Reduction	**0.00**	**0.00**	**0.00**	**0.00**	**0.00**	**0.00**	**0.00**	**0.00**	**0.00**	**0.00**	**0.00**	**0.00**	**0.00**	**0.00**	**0.00**	**0.00**

2.2 Overall Operational

Unmitigated Operational

	ROG	NOx	CO	SO2	Fugitive PM10	Exhaust PM10	PM10 Total	Fugitive PM2.5	Exhaust PM2.5	PM2.5 Total	Bio- CO2	NBio- CO2	Total CO2	CH4	N2O	CO2e
Category	lb/day										lb/day					
Area	2.7749	0.0000	1.0000e-004	0.0000		0.0000	0.0000		0.0000	0.0000		2.2000e-004	2.2000e-004	0.0000		2.3000e-004
Energy	0.0000	0.0000	0.0000	0.0000		0.0000	0.0000		0.0000	0.0000		0.0000	0.0000	0.0000	0.0000	0.0000
Mobile	0.0000	0.0000	0.0000	0.0000	0.0000	0.0000	0.0000	0.0000	0.0000	0.0000		0.0000	0.0000	0.0000		0.0000
Total	**2.7749**	**0.0000**	**1.0000e-004**	**0.0000**	**0.0000**	**0.0000**	**0.0000**	**0.0000**	**0.0000**	**0.0000**		**2.2000e-004**	**2.2000e-004**	**0.0000**	**0.0000**	**2.3000e-004**

Mitigated Operational

	ROG	NOx	CO	SO2	Fugitive PM10	Exhaust PM10	PM10 Total	Fugitive PM2.5	Exhaust PM2.5	PM2.5 Total	Bio- CO2	NBio- CO2	Total CO2	CH4	N2O	CO2e
Category	lb/day										lb/day					
Area	2.7749	0.0000	1.0000e-004	0.0000		0.0000	0.0000		0.0000	0.0000		2.2000e-004	2.2000e-004	0.0000		2.3000e-004
Energy	0.0000	0.0000	0.0000	0.0000		0.0000	0.0000		0.0000	0.0000		0.0000	0.0000	0.0000	0.0000	0.0000
Mobile	0.0000	0.0000	0.0000	0.0000	0.0000	0.0000	0.0000	0.0000	0.0000	0.0000		0.0000	0.0000	0.0000		0.0000
Total	**2.7749**	**0.0000**	**1.0000e-004**	**0.0000**	**0.0000**	**0.0000**	**0.0000**	**0.0000**	**0.0000**	**0.0000**		**2.2000e-004**	**2.2000e-004**	**0.0000**	**0.0000**	**2.3000e-004**

	ROG	**NOx**	**CO**	**SO2**	**Fugitive PM10**	**Exhaust PM10**	**PM10 Total**	**Fugitive PM2.5**	**Exhaust PM2.5**	**PM2.5 Total**	**Bio- CO2**	**NBio-CO2**	**Total CO2**	**CH4**	**N20**	**CO2e**
Percent Reduction	**0.00**	**0.00**	**0.00**	**0.00**	**0.00**	**0.00**	**0.00**	**0.00**	**0.00**	**0.00**	**0.00**	**0.00**	**0.00**	**0.00**	**0.00**	**0.00**

3.0 Construction Detail

Construction Phase

Phase Number	Phase Name	Phase Type	Start Date	End Date	Num Days Week	Num Days	Phase Description
1	Site Preparation	Site Preparation	11/15/2029	12/26/2029	5	30	
2	Building Construction	Building Construction	12/27/2029	9/19/2031	5	452	
3	Paving	Paving	9/20/2031	10/31/2031	5	30	

Acres of Grading (Site Preparation Phase): 4.5

Acres of Grading (Grading Phase): 0

Acres of Paving: 0

Residential Indoor: 0; Residential Outdoor: 0; Non-Residential Indoor: 0; Non-Residential Outdoor: 0 (Architectural Coating – sqft)

OffRoad Equipment

Phase Name	Offroad Equipment Type	Amount	Usage Hours	Horse Power	Load Factor
Site Preparation	Rubber Tired Dozers	1	8.00	255	0.40
Site Preparation	Tractors/Loaders/Backhoes	1	8.00	97	0.37
Building Construction	Cranes	1	7.00	226	0.29
Building Construction	Forklifts	1	8.00	89	0.20
Building Construction	Generator Sets	1	8.00	84	0.74
Building Construction	Tractors/Loaders/Backhoes	2	7.00	97	0.37
Building Construction	Welders	2	8.00	46	0.45
Paving	Pavers	1	8.00	125	0.42
Paving	Paving Equipment	1	6.00	130	0.36

Trips and VMT

Phase Name	Offroad Equipment Count	Worker Trip Number	Vendor Trip Number	Hauling Trip Number	Worker Trip Length	Vendor Trip Length	Hauling Trip Length	Worker Vehicle Class	Vendor Vehicle Class	Hauling Vehicle Class
Site Preparation	2	5.00	4.00	300.00	10.80	7.30	20.00	LD_Mix	HDT_Mix	HHDT
Building Construction	7	42.00	16.00	0.00	10.80	7.30	20.00	LD_Mix	HDT_Mix	HHDT
Paving	2	5.00	0.00	0.00	10.80	7.30	20.00	LD_Mix	HDT_Mix	HHDT

3.1 Mitigation Measures Construction

3.2 Site Preparation - 2029

Unmitigated Construction On-Site

	ROG	NOx	CO	SO2	Fugitive PM10	Exhaust PM10	PM10 Total	Fugitive PM2.5	Exhaust PM2.5	PM2.5 Total	Bio- CO2	NBio- CO2	Total CO2	CH4	N2O	CO2e
Category	lb/day										lb/day					
Fugitive Dust					6.1819	0.0000	6.1819	3.3275	0.0000	3.3275			0.0000			0.0000

Off-Road	0.7921	7.3969	7.5527	0.0120		0.3251	0.3251		0.2991	0.2991		1,163.9281	1,163.9281	0.3764		1,171.8333
Total	**0.7921**	**7.3969**	**7.5527**	**0.0120**	**6.1819**	**0.3251**	**6.5070**	**3.3275**	**0.2991**	**3.6266**		**1,163.9281**	**1,163.9281**	**0.3764**		**1,171.8333**

Unmitigated Construction Off-Site

	ROG	NOx	CO	SO2	Fugitive PM10	Exhaust PM10	PM10 Total	Fugitive PM2.5	Exhaust PM2.5	PM2.5 Total	Bio- CO2	NBio- CO2	Total CO2	CH4	N2O	CO2e
Category	lb/day										lb/day					
Hauling	0.1436	1.0215	1.8871	7.3800e-003	0.1743	0.0303	0.2046	0.0477	0.0279	0.0756		693.8144	693.8144	4.9100e-003		693.9174
Vendor	0.0260	0.1423	0.3813	9.3000e-004	0.0266	3.3400e-003	0.0299	7.5800e-003	3.0700e-003	0.0107		87.4790	87.4790	6.4000e-004		87.4923
Worker	9.3500e-003	0.0111	0.1034	4.9000e-004	0.0411	3.2000e-004	0.0414	0.0109	2.9000e-004	0.0112		31.2954	31.2954	1.2900e-003		31.3224
Total	**0.1789**	**1.1749**	**2.3718**	**8.8000e-003**	**0.2420**	**0.0339**	**0.2759**	**0.0662**	**0.0312**	**0.0974**		**812.5887**	**812.5887**	**6.8400e-003**		**812.7321**

Mitigated Construction On-Site

	ROG	NOx	CO	SO2	Fugitive PM10	Exhaust PM10	PM10 Total	Fugitive PM2.5	Exhaust PM2.5	PM2.5 Total	Bio- CO2	NBio- CO2	Total CO2	CH4	N2O	CO2e
Category	lb/day										lb/day					
Fugitive Dust					6.1819	0.0000	6.1819	3.3275	0.0000	3.3275			0.0000			0.0000
Off-Road	0.7921	7.3969	7.5527	0.0120		0.3251	0.3251		0.2991	0.2991	0.0000	1,163.9281	1,163.9281	0.3764		1,171.8333
Total	**0.7921**	**7.3969**	**7.5527**	**0.0120**	**6.1819**	**0.3251**	**6.5070**	**3.3275**	**0.2991**	**3.6266**	**0.0000**	**1,163.9281**	**1,163.9281**	**0.3764**		**1,171.8333**

Mitigated Construction Off-Site

	ROG	NOx	CO	SO2	Fugitive PM10	Exhaust PM10	PM10 Total	Fugitive PM2.5	Exhaust PM2.5	PM2.5 Total	Bio- CO2	NBio- CO2	Total CO2	CH4	N2O	CO2e
Category	lb/day										lb/day					
Hauling	0.1436	1.0215	1.8871	7.3800e-003	0.1743	0.0303	0.2046	0.0477	0.0279	0.0756		693.8144	693.8144	4.9100e-003		693.9174
Vendor	0.0260	0.1423	0.3813	9.3000e-004	0.0266	3.3400e-003	0.0299	7.5800e-003	3.0700e-003	0.0107		87.4790	87.4790	6.4000e-004		87.4923
Worker	9.3500e-003	0.0111	0.1034	4.9000e-004	0.0411	3.2000e-004	0.0414	0.0109	2.9000e-004	0.0112		31.2954	31.2954	1.2900e-003		31.3224
Total	**0.1789**	**1.1749**	**2.3718**	**8.8000e-003**	**0.2420**	**0.0339**	**0.2759**	**0.0662**	**0.0312**	**0.0974**		**812.5887**	**812.5887**	**6.8400e-003**		**812.7321**

3.3 Building Construction - 2029

Unmitigated Construction On-Site

	ROG	NOx	CO	SO2	Fugitive PM10	Exhaust PM10	PM10 Total	Fugitive PM2.5	Exhaust PM2.5	PM2.5 Total	Bio- CO2	NBio- CO2	Total CO2	CH4	N2O	CO2e
Category	lb/day										lb/day					
Off-Road	1.2919	10.9465	13.4850	0.0236		0.4309	0.4309		0.4106	0.4106		2,193.0077	2,193.0077	0.4360		2,202.1639
Total	**1.2919**	**10.9465**	**13.4850**	**0.0236**		**0.4309**	**0.4309**		**0.4106**	**0.4106**		**2,193.0077**	**2,193.0077**	**0.4360**		**2,202.1639**

Unmitigated Construction Off-Site

	ROG	NOx	CO	SO2	Fugitive PM10	Exhaust PM10	PM10 Total	Fugitive PM2.5	Exhaust PM2.5	PM2.5 Total	Bio- CO2	NBio- CO2	Total CO2	CH4	N2O	CO2e
Category	lb/day										lb/day					

Hauling	0.0000	0.0000	0.0000	0.0000	0.0000	0.0000	0.0000	0.0000	0.0000	0.0000		0.0000	0.0000	0.0000		0.0000
Vendor	0.1038	0.5693	1.5253	3.7400e-003	0.1062	0.0134	0.1196	0.0303	0.0123	0.0426		349.9158	349.9158	2.5500e-003		349.9693
Worker	0.0786	0.0935	0.8684	4.1100e-003	0.3450	2.6600e-003	0.3477	0.0915	2.4600e-003	0.0940		262.8810	262.8810	0.0108		263.1079
Total	**0.1824**	**0.6628**	**2.3937**	**7.8500e-003**	**0.4513**	**0.0160**	**0.4673**	**0.1218**	**0.0148**	**0.1366**		**612.7967**	**612.7967**	**0.0134**		**613.0772**

Mitigated Construction On-Site

	ROG	NOx	CO	SO2	Fugitive PM10	Exhaust PM10	PM10 Total	Fugitive PM2.5	Exhaust PM2.5	PM2.5 Total	Bio- CO2	NBio- CO2	Total CO2	CH4	N2O	CO2e
Category	lb/day										lb/day					
Off-Road	1.2919	10.9465	13.4850	0.0236		0.4309	0.4309		0.4106	0.4106	0.0000	2,193.0077	2,193.0077	0.4360		2,202.1639
Total	**1.2919**	**10.9465**	**13.4850**	**0.0236**		**0.4309**	**0.4309**		**0.4106**	**0.4106**	**0.0000**	**2,193.0077**	**2,193.0077**	**0.4360**		**2,202.1639**

Mitigated Construction Off-Site

	ROG	NOx	CO	SO2	Fugitive PM10	Exhaust PM10	PM10 Total	Fugitive PM2.5	Exhaust PM2.5	PM2.5 Total	Bio- CO2	NBio- CO2	Total CO2	CH4	N2O	CO2e
Category	lb/day										lb/day					
Hauling	0.0000	0.0000	0.0000	0.0000	0.0000	0.0000	0.0000	0.0000	0.0000	0.0000		0.0000	0.0000	0.0000		0.0000
Vendor	0.1038	0.5693	1.5253	3.7400e-003	0.1062	0.0134	0.1196	0.0303	0.0123	0.0426		349.9158	349.9158	2.5500e-003		349.9693
Worker	0.0786	0.0935	0.8684	4.1100e-003	0.3450	2.6600e-003	0.3477	0.0915	2.4600e-003	0.0940		262.8810	262.8810	0.0108		263.1079
Total	**0.1824**	**0.6628**	**2.3937**	**7.8500e-003**	**0.4513**	**0.0160**	**0.4673**	**0.1218**	**0.0148**	**0.1366**		**612.7967**	**612.7967**	**0.0134**		**613.0772**

3.3 Building Construction - 2030

Unmitigated Construction On-Site

	ROG	NOx	CO	SO2	Fugitive PM10	Exhaust PM10	PM10 Total	Fugitive PM2.5	Exhaust PM2.5	PM2.5 Total	Bio- CO2	NBio- CO2	Total CO2	CH4	N2O	CO2e
Category	lb/day										lb/day					
Off-Road	1.1397	7.2370	13.2956	0.0263		0.1342	0.1342		0.1342	0.1342		2,420.7238	2,420.7238	0.1014		2,422.8535
Total	**1.1397**	**7.2370**	**13.2956**	**0.0263**		**0.1342**	**0.1342**		**0.1342**	**0.1342**		**2,420.7238**	**2,420.7238**	**0.1014**		**2,422.8535**

Unmitigated Construction Off-Site

	ROG	NOx	CO	SO2	Fugitive PM10	Exhaust PM10	PM10 Total	Fugitive PM2.5	Exhaust PM2.5	PM2.5 Total	Bio- CO2	NBio- CO2	Total CO2	CH4	N2O	CO2e
Category	lb/day										lb/day					
Hauling	0.0000	0.0000	0.0000	0.0000	0.0000	0.0000	0.0000	0.0000	0.0000	0.0000		0.0000	0.0000	0.0000		0.0000
Vendor	0.1026	0.5663	1.5154	3.7400e-003	0.1062	0.0134	0.1196	0.0303	0.0123	0.0426		349.9558	349.9558	2.5500e-003		350.0093
Worker	0.0761	0.0909	0.8459	4.1100e-003	0.3450	2.6700e-003	0.3477	0.0915	2.4700e-003	0.0940		261.3644	261.3644	0.0106		261.5873
Total	**0.1787**	**0.6572**	**2.3613**	**7.8500e-003**	**0.4513**	**0.0160**	**0.4673**	**0.1218**	**0.0148**	**0.1366**		**611.3203**	**611.3203**	**0.0132**		**611.5966**

Mitigated Construction On-Site

	ROG	NOx	CO	SO2	Fugitive PM10	Exhaust PM10	PM10 Total	Fugitive PM2.5	Exhaust PM2.5	PM2.5 Total	Bio- CO2	NBio- CO2	Total CO2	CH4	N2O	CO2e
Category	lb/day										lb/day					
Off-Road	1.1397	7.2370	13.2956	0.0263		0.1342	0.1342		0.1342	0.1342	0.0000	2,420.7238	2,420.7238	0.1014		2,422.8535
Total	**1.1397**	**7.2370**	**13.2956**	**0.0263**		**0.1342**	**0.1342**		**0.1342**	**0.1342**	**0.0000**	**2,420.7238**	**2,420.7238**	**0.1014**		**2,422.8535**

Mitigated Construction Off-Site

	ROG	NOx	CO	SO2	Fugitive PM10	Exhaust PM10	PM10 Total	Fugitive PM2.5	Exhaust PM2.5	PM2.5 Total	Bio- CO2	NBio- CO2	Total CO2	CH4	N2O	CO2e
Category	lb/day										lb/day					
Hauling	0.0000	0.0000	0.0000	0.0000	0.0000	0.0000	0.0000	0.0000	0.0000	0.0000		0.0000	0.0000	0.0000		0.0000
Vendor	0.1026	0.5663	1.5154	3.7400e-003	0.1062	0.0134	0.1196	0.0303	0.0123	0.0426		349.9558	349.9558	2.5500e-003		350.0093
Worker	0.0761	0.0909	0.8459	4.1100e-003	0.3450	2.6700e-003	0.3477	0.0915	2.4700e-003	0.0940		261.3644	261.3644	0.0106		261.5873
Total	**0.1787**	**0.6572**	**2.3613**	**7.8500e-003**	**0.4513**	**0.0160**	**0.4673**	**0.1218**	**0.0148**	**0.1366**		**611.3203**	**611.3203**	**0.0132**		**611.5966**

3.3 Building Construction - 2031

Unmitigated Construction On-Site

	ROG	NOx	CO	SO2	Fugitive PM10	Exhaust PM10	PM10 Total	Fugitive PM2.5	Exhaust PM2.5	PM2.5 Total	Bio- CO2	NBio- CO2	Total CO2	CH4	N2O	CO2e
Category	lb/day										lb/day					
Off-Road	1.1397	7.2370	13.2956	0.0263		0.1342	0.1342		0.1342	0.1342		2,420.7238	2,420.7238	0.1014		2,422.8535

Total	**1.1397**	**7.2370**	**13.2956**	**0.0263**		**0.1342**	**0.1342**		**0.1342**	**0.1342**		**2,420.7238**	**2,420.7238**	**0.1014**		**2,422.8535**

Unmitigated Construction Off-Site

	ROG	NOx	CO	SO2	Fugitive PM10	Exhaust PM10	PM10 Total	Fugitive PM2.5	Exhaust PM2.5	PM2.5 Total	Bio- CO2	NBio- CO2	Total CO2	CH4	N2O	CO2e
Category	lb/day										lb/day					
Hauling	0.0000	0.0000	0.0000	0.0000	0.0000	0.0000	0.0000	0.0000	0.0000	0.0000		0.0000	0.0000	0.0000		0.0000
Vendor	0.1017	0.5640	1.5093	3.7400e-003	0.1062	0.0134	0.1196	0.0303	0.0123	0.0426		349.9370	349.9370	2.5500e-003		349.9905
Worker	0.0740	0.0886	0.8280	4.1100e-003	0.3450	2.6700e-003	0.3477	0.0915	2.4800e-003	0.0940		260.0912	260.0912	0.0105		260.3106
Total	**0.1757**	**0.6526**	**2.3373**	**7.8500e-003**	**0.4513**	**0.0160**	**0.4673**	**0.1218**	**0.0148**	**0.1366**		**610.0281**	**610.0281**	**0.0130**		**610.3011**

Mitigated Construction On-Site

	ROG	NOx	CO	SO2	Fugitive PM10	Exhaust PM10	PM10 Total	Fugitive PM2.5	Exhaust PM2.5	PM2.5 Total	Bio- CO2	NBio- CO2	Total CO2	CH4	N2O	CO2e
Category	lb/day										lb/day					
Off-Road	1.1397	7.2370	13.2956	0.0263		0.1342	0.1342		0.1342	0.1342	0.0000	2,420.7238	2,420.7238	0.1014		2,422.8535
Total	**1.1397**	**7.2370**	**13.2956**	**0.0263**		**0.1342**	**0.1342**		**0.1342**	**0.1342**	**0.0000**	**2,420.7238**	**2,420.7238**	**0.1014**		**2,422.8535**

Mitigated Construction Off-Site

	ROG	NOx	CO	SO2	Fugitive PM10	Exhaust PM10	PM10 Total	Fugitive PM2.5	Exhaust PM2.5	PM2.5 Total	Bio- CO2	NBio- CO2	Total CO2	CH4	N2O	CO2e
Category	lb/day										lb/day					
Hauling	0.0000	0.0000	0.0000	0.0000	0.0000	0.0000	0.0000	0.0000	0.0000	0.0000		0.0000	0.0000	0.0000		0.0000
Vendor	0.1017	0.5640	1.5093	3.7400e-003	0.1062	0.0134	0.1196	0.0303	0.0123	0.0426		349.9370	349.9370	2.5500e-003		349.9905
Worker	0.0740	0.0886	0.8280	4.1100e-003	0.3450	2.6700e-003	0.3477	0.0915	2.4800e-003	0.0940		260.0912	260.0912	0.0105		260.3106
Total	**0.1757**	**0.6526**	**2.3373**	**7.8500e-003**	**0.4513**	**0.0160**	**0.4673**	**0.1218**	**0.0148**	**0.1366**		**610.0281**	**610.0281**	**0.0130**		**610.3011**

3.4 Paving - 2031

Unmitigated Construction On-Site

	ROG	NOx	CO	SO2	Fugitive PM10	Exhaust PM10	PM10 Total	Fugitive PM2.5	Exhaust PM2.5	PM2.5 Total	Bio- CO2	NBio- CO2	Total CO2	CH4	N2O	CO2e
Category	lb/day										lb/day					
Off-Road	0.4573	2.1632	5.1263	9.2700e-003		0.1119	0.1119		0.1119	0.1119		878.0217	878.0217	0.0411		878.8847
Paving	0.0000					0.0000	0.0000		0.0000	0.0000			0.0000			0.0000
Total	**0.4573**	**2.1632**	**5.1263**	**9.2700e-003**		**0.1119**	**0.1119**		**0.1119**	**0.1119**		**878.0217**	**878.0217**	**0.0411**		**878.8847**

Unmitigated Construction Off-Site

	ROG	NOx	CO	SO2	Fugitive PM10	Exhaust PM10	PM10 Total	Fugitive PM2.5	Exhaust PM2.5	PM2.5 Total	Bio- CO2	NBio- CO2	Total CO2	CH4	N2O	CO2e
Category	lb/day										lb/day					

Hauling	0.0000	0.0000	0.0000	0.0000	0.0000	0.0000	0.0000	0.0000	0.0000	0.0000		0.0000	0.0000	0.0000		0.0000
Vendor	0.0000	0.0000	0.0000	0.0000	0.0000	0.0000	0.0000	0.0000	0.0000	0.0000		0.0000	0.0000	0.0000		0.0000
Worker	8.8100e-003	0.0106	0.0986	4.9000e-004	0.0411	3.2000e-004	0.0414	0.0109	3.0000e-004	0.0112		30.9632	30.9632	1.2400e-003		30.9894
Total	**8.8100e-003**	**0.0106**	**0.0986**	**4.9000e-004**	**0.0411**	**3.2000e-004**	**0.0414**	**0.0109**	**3.0000e-004**	**0.0112**		**30.9632**	**30.9632**	**1.2400e-003**		**30.9894**

Mitigated Construction On-Site

	ROG	NOx	CO	SO2	Fugitive PM10	Exhaust PM10	PM10 Total	Fugitive PM2.5	Exhaust PM2.5	PM2.5 Total	Bio- CO2	NBio- CO2	Total CO2	CH4	N2O	CO2e
Category	lb/day										lb/day					
Off-Road	0.4573	2.1632	5.1263	9.2700e-003		0.1119	0.1119		0.1119	0.1119	0.0000	878.0217	878.0217	0.0411		878.8847
Paving	0.0000					0.0000	0.0000		0.0000	0.0000			0.0000			0.0000
Total	**0.4573**	**2.1632**	**5.1263**	**9.2700e-003**		**0.1119**	**0.1119**		**0.1119**	**0.1119**	**0.0000**	**878.0217**	**878.0217**	**0.0411**		**878.8847**

Mitigated Construction Off-Site

	ROG	NOx	CO	SO2	Fugitive PM10	Exhaust PM10	PM10 Total	Fugitive PM2.5	Exhaust PM2.5	PM2.5 Total	Bio- CO2	NBio- CO2	Total CO2	CH4	N2O	CO2e
Category	lb/day										lb/day					
Hauling	0.0000	0.0000	0.0000	0.0000	0.0000	0.0000	0.0000	0.0000	0.0000	0.0000		0.0000	0.0000	0.0000		0.0000
Vendor	0.0000	0.0000	0.0000	0.0000	0.0000	0.0000	0.0000	0.0000	0.0000	0.0000		0.0000	0.0000	0.0000		0.0000
Worker	8.8100e-003	0.0106	0.0986	4.9000e-004	0.0411	3.2000e-004	0.0414	0.0109	3.0000e-004	0.0112		30.9632	30.9632	1.2400e-003		30.9894
Total	**8.8100e-003**	**0.0106**	**0.0986**	**4.9000e-004**	**0.0411**	**3.2000e-004**	**0.0414**	**0.0109**	**3.0000e-004**	**0.0112**		**30.9632**	**30.9632**	**1.2400e-003**		**30.9894**

4.0 Operational Detail - Mobile

4.1 Mitigation Measures Mobile

	ROG	NOx	CO	SO2	Fugitive PM10	Exhaust PM10	PM10 Total	Fugitive PM2.5	Exhaust PM2.5	PM2.5 Total	Bio- CO2	NBio- CO2	Total CO2	CH4	N2O	CO2e
Category	lb/day										lb/day					
Mitigated	0.0000	0.0000	0.0000	0.0000	0.0000	0.0000	0.0000	0.0000	0.0000	0.0000		0.0000	0.0000	0.0000		0.0000
Unmitigated	0.0000	0.0000	0.0000	0.0000	0.0000	0.0000	0.0000	0.0000	0.0000	0.0000		0.0000	0.0000	0.0000		0.0000

4.2 Trip Summary Information

	Average Daily Trip Rate			Unmitigated	Mitigated
Land Use	Weekday	Saturday	Sunday	Annual VMT	Annual VMT
User Defined Industrial	0.00	0.00	0.00		
Total	0.00	0.00	0.00		

4.3 Trip Type Information

	Miles			Trip %			Trip Purpose %		
Land Use	H-W or C-W	H-S or C-C	H-O or C-NW	H-W or C-W	H-S or C-C	H-O or C-NW	Primary	Diverted	Pass-by
User Defined Industrial	9.50	7.30	7.30	0.00	0.00	0.00	0	0	0

LDA	LDT1	LDT2	MDV	LHD1	LHD2	MHD	HHD	OBUS	UBUS	MCY	SBUS	MH
0.511899	0.073785	0.191337	0.129949	0.036287	0.005233	0.012831	0.024351	0.001922	0.001998	0.006506	0.000492	0.003409

5.0 Energy Detail

4.4 Fleet Mix

Historical Energy Use: N

5.1 Mitigation Measures Energy

	ROG	NOx	CO	SO2	Fugitive PM10	Exhaust PM10	PM10 Total	Fugitive PM2.5	Exhaust PM2.5	PM2.5 Total	Bio- CO2	NBio- CO2	Total CO2	CH4	N2O	CO2e
Category	lb/day										lb/day					
NaturalGas Mitigated	0.0000	0.0000	0.0000	0.0000		0.0000	0.0000		0.0000	0.0000		0.0000	0.0000	0.0000	0.0000	0.0000
NaturalGas Unmitigated	0.0000	0.0000	0.0000	0.0000		0.0000	0.0000		0.0000	0.0000		0.0000	0.0000	0.0000	0.0000	0.0000

5.2 Energy by Land Use - NaturalGas

Unmitigated

	NaturalGas Use	ROG	NOx	CO	SO2	Fugitive PM10	Exhaust PM10	PM10 Total	Fugitive PM2.5	Exhaust PM2.5	PM2.5 Total	Bio- CO2	NBio- CO2	Total CO2	CH4	N2O	CO2e
Land Use	kBTU/yr	lb/day										lb/day					
User Defined Industrial	0	0.0000	0.0000	0.0000	0.0000		0.0000	0.0000		0.0000	0.0000		0.0000	0.0000	0.0000	0.0000	0.0000
Total		**0.0000**	**0.0000**	**0.0000**	**0.0000**		**0.0000**	**0.0000**		**0.0000**	**0.0000**		**0.0000**	**0.0000**	**0.0000**	**0.0000**	**0.0000**

Mitigated

	NaturalGas Use	ROG	NOx	CO	SO2	Fugitive PM10	Exhaust PM10	PM10 Total	Fugitive PM2.5	Exhaust PM2.5	PM2.5 Total	Bio- CO2	NBio- CO2	Total CO2	CH4	N2O	CO2e
Land Use	kBTU/yr	lb/day										lb/day					
User Defined Industrial	0	0.0000	0.0000	0.0000	0.0000		0.0000	0.0000		0.0000	0.0000		0.0000	0.0000	0.0000	0.0000	0.0000
Total		**0.0000**	**0.0000**	**0.0000**	**0.0000**		**0.0000**	**0.0000**		**0.0000**	**0.0000**		**0.0000**	**0.0000**	**0.0000**	**0.0000**	**0.0000**

6.0 Area Detail

6.1 Mitigation Measures Area

	ROG	NOx	CO	SO2	Fugitive PM10	Exhaust PM10	PM10 Total	Fugitive PM2.5	Exhaust PM2.5	PM2.5 Total	Bio- CO2	NBio- CO2	Total CO2	CH4	N2O	CO2e
Category	lb/day										lb/day					
Mitigated	2.7749	0.0000	1.0000e-004	0.0000		0.0000	0.0000		0.0000	0.0000		2.2000e-004	2.2000e-004	0.0000		2.3000e-004
Unmitigated	2.7749	0.0000	1.0000e-004	0.0000		0.0000	0.0000		0.0000	0.0000		2.2000e-004	2.2000e-004	0.0000		2.3000e-004

6.2 Area by SubCategory

Unmitigated

	ROG	NOx	CO	SO2	Fugitive PM10	Exhaust PM10	PM10 Total	Fugitive PM2.5	Exhaust PM2.5	PM2.5 Total	Bio- CO2	NBio- CO2	Total CO2	CH4	N2O	CO2e
SubCategory	lb/day										lb/day					
Architectural Coating	0.6349					0.0000	0.0000		0.0000	0.0000			0.0000			0.0000

Consumer Products	2.1400					0.0000	0.0000		0.0000	0.0000			0.0000			0.0000
Landscaping	1.0000e-005	0.0000	1.0000e-004	0.0000		0.0000	0.0000		0.0000	0.0000		2.2000e-004	2.2000e-004	0.0000		2.3000e-004
Total	**2.7749**	**0.0000**	**1.0000e-004**	**0.0000**		**0.0000**	**0.0000**		**0.0000**	**0.0000**		**2.2000e-004**	**2.2000e-004**	**0.0000**		**2.3000e-004**

Mitigated

	ROG	NOx	CO	SO2	Fugitive PM10	Exhaust PM10	PM10 Total	Fugitive PM2.5	Exhaust PM2.5	PM2.5 Total	Bio- CO2	NBio- CO2	Total CO2	CH4	N2O	CO2e
SubCategory	lb/day										lb/day					
Architectural Coating	0.6349					0.0000	0.0000		0.0000	0.0000			0.0000			0.0000
Consumer Products	2.1400					0.0000	0.0000		0.0000	0.0000			0.0000			0.0000
Landscaping	1.0000e-005	0.0000	1.0000e-004	0.0000		0.0000	0.0000		0.0000	0.0000		2.2000e-004	2.2000e-004	0.0000		2.3000e-004
Total	**2.7749**	**0.0000**	**1.0000e-004**	**0.0000**		**0.0000**	**0.0000**		**0.0000**	**0.0000**		**2.2000e-004**	**2.2000e-004**	**0.0000**		**2.3000e-004**

7.0 Water Detail

7.1 Mitigation Measures Water

8.0 Waste Detail

8.1 Mitigation Measures Waste

9.0 Operational Offroad

Equipment Type	Number	Hours/Day	Days/Year	Horse Power	Load Factor	Fuel Type

10.0 Vegetation

South Bay Purified Water Pipeline

San Diego Air Basin, Winter

1.0 Project Characteristics

1.1 Land Usage

Land Uses	Size	Metric	Lot Acreage	Floor Surface Area	Population
User Defined Industrial	1.00	User Defined Unit	0.00	0.00	0

1.2 Other Project Characteristics

Urbanization	Urban	**Wind Speed (m/s)**	2.6	**Precipitation Freq (Days)**	40
Climate Zone	13			**Operational Year**	2025
Utility Company	San Diego Gas & Electric				
CO2 Intensity (lb/MWhr)	720.49	**CH4 Intensity (lb/MWhr)**	0.029	**N2O Intensity (lb/MWhr)**	0.006

1.3 User Entered Comments & Non-Default Data

Project Characteristics -

Land Use -

Construction Phase - modified

Off-road Equipment - modified

Off-road Equipment - modified

Off-road Equipment - modified

Off-road Equipment - modified

Off-road Equipment - modified

Off-road Equipment - modified

Off-road Equipment - modified

Trips and VMT - modified

Grading - 5 haul trucks per day

Construction Off-road Equipment Mitigation -

Table Name	Column Name	Default Value	New Value
tblConstructionPhase	NumDays	0.00	490.00
tblConstructionPhase	NumDays	0.00	499.00
tblConstructionPhase	NumDays	0.00	12.00
tblConstructionPhase	NumDays	0.00	10.00
tblConstructionPhase	NumDays	0.00	11.00
tblConstructionPhase	NumDays	0.00	22.00
tblConstructionPhase	PhaseEndDate	11/30/2033	1/14/2032
tblConstructionPhase	PhaseEndDate	1/30/2032	8/30/2030
tblConstructionPhase	PhaseEndDate	9/13/2030	2/28/2031
tblConstructionPhase	PhaseEndDate	3/17/2031	8/30/2031
tblConstructionPhase	PhaseEndDate	9/30/2031	2/15/2032
tblConstructionPhase	PhaseStartDate	1/15/2032	2/28/2030
tblConstructionPhase	PhaseStartDate	1/15/2032	8/15/2030
tblConstructionPhase	PhaseStartDate	8/31/2030	2/15/2031
tblConstructionPhase	PhaseStartDate	3/1/2031	8/15/2031
tblConstructionPhase	PhaseStartDate	8/31/2031	1/15/2032
tblGrading	MaterialExported	0.00	39,920.00
tblOffRoadEquipment	LoadFactor	0.50	0.50
tblOffRoadEquipment	OffRoadEquipmentType		Trenchers
tblOffRoadEquipment	OffRoadEquipmentUnitAmount	4.00	0.00
tblOffRoadEquipment	OffRoadEquipmentUnitAmount	4.00	0.00
tblOffRoadEquipment	OffRoadEquipmentUnitAmount	4.00	0.00
tblOffRoadEquipment	OffRoadEquipmentUnitAmount	4.00	0.00
tblOffRoadEquipment	OffRoadEquipmentUnitAmount	1.00	0.00
tblOffRoadEquipment	OffRoadEquipmentUnitAmount	2.00	1.00
tblOffRoadEquipment	OffRoadEquipmentUnitAmount	2.00	1.00
tblOffRoadEquipment	OffRoadEquipmentUnitAmount	1.00	0.00

tblOffRoadEquipment	OffRoadEquipmentUnitAmount	1.00	0.00
tblOffRoadEquipment	OffRoadEquipmentUnitAmount	1.00	0.00
tblOffRoadEquipment	OffRoadEquipmentUnitAmount	1.00	0.00
tblOffRoadEquipment	UsageHours	7.00	8.00
tblOffRoadEquipment	UsageHours	7.00	8.00
tblOffRoadEquipment	UsageHours	7.00	8.00
tblOffRoadEquipment	UsageHours	7.00	8.00
tblOffRoadEquipment	UsageHours	7.00	8.00
tblOffRoadEquipment	UsageHours	7.00	8.00
tblOffRoadEquipment	UsageHours	7.00	8.00
tblOffRoadEquipment	UsageHours	7.00	8.00
tblOffRoadEquipment	UsageHours	1.00	8.00
tblOffRoadEquipment	UsageHours	6.00	8.00
tblOffRoadEquipment	UsageHours	7.00	8.00
tblProjectCharacteristics	OperationalYear	2014	2025
tblTripsAndVMT	VendorTripNumber	0.00	4.00
tblTripsAndVMT	WorkerTripNumber	0.00	8.00

2.0 Emissions Summary

2.1 Overall Construction (Maximum Daily Emission)

Unmitigated Construction

	ROG	NOx	CO	SO2	Fugitive PM10	Exhaust PM10	PM10 Total	Fugitive PM2.5	Exhaust PM2.5	PM2.5 Total	Bio- CO2	NBio- CO2	Total CO2	CH4	N2O	CO2e
Year	lb/day										lb/day					
2030	2.7117	13.9602	28.0239	0.0609	6.6296	0.5066	7.1362	3.4690	0.5038	3.9728	0.0000	5,845.5758	5,845.5758	0.2352	0.0000	5,850.5140
2031	2.7094	13.9546	28.0104	0.0609	6.5930	0.5067	7.0997	3.4600	0.5038	3.9639	0.0000	5,844.7712	5,844.7712	0.2350	0.0000	5,849.7071
2032	2.0161	10.4435	20.0852	0.0464	12.8719	0.3445	13.2163	4.9999	0.3417	5.3416	0.0000	4,494.7783	4,494.7783	0.1721	0.0000	4,498.3912

Total	**7.4372**	**38.3582**	**76.1194**	**0.1682**	**26.0945**	**1.3578**	**27.4522**	**11.9289**	**1.3493**	**13.2783**	**0.0000**	**16,185.12 53**	**16,185.125 3**	**0.6422**	**0.0000**	**16,198.612 3**

Mitigated Construction

	ROG	NOx	CO	SO2	Fugitive PM10	Exhaust PM10	PM10 Total	Fugitive PM2.5	Exhaust PM2.5	PM2.5 Total	Bio- CO2	NBio- CO2	Total CO2	CH4	N2O	CO2e
Year	lb/day										lb/day					
2030	2.7117	13.9602	28.0239	0.0609	3.3113	0.5066	3.8179	1.6475	0.5038	2.1513	0.0000	5,845.575 8	5,845.5758	0.2352	0.0000	5,850.5140
2031	2.7094	13.9546	28.0104	0.0609	3.2747	0.5067	3.7813	1.6385	0.5038	2.1423	0.0000	5,844.771 2	5,844.7712	0.2350	0.0000	5,849.7071
2032	2.0161	10.4435	20.0852	0.0464	9.5535	0.3445	9.8980	3.1783	0.3417	3.5200	0.0000	4,494.778 3	4,494.7783	0.1721	0.0000	4,498.3912
Total	**7.4372**	**38.3582**	**76.1194**	**0.1682**	**16.1395**	**1.3578**	**17.4972**	**6.4643**	**1.3493**	**7.8136**	**0.0000**	**16,185.12 52**	**16,185.125 2**	**0.6422**	**0.0000**	**16,198.612 3**

	ROG	**NOx**	**CO**	**SO2**	**Fugitive PM10**	**Exhaust PM10**	**PM10 Total**	**Fugitive PM2.5**	**Exhaust PM2.5**	**PM2.5 Total**	**Bio- CO2**	**NBio-CO2**	**Total CO2**	**CH4**	**N20**	**CO2e**
Percent Reduction	**0.00**	**0.00**	**0.00**	**0.00**	**38.15**	**0.00**	**36.26**	**45.81**	**0.00**	**41.16**	**0.00**	**0.00**	**0.00**	**0.00**	**0.00**	**0.00**

2.2 Overall Operational

Unmitigated Operational

	ROG	NOx	CO	SO2	Fugitive PM10	Exhaust PM10	PM10 Total	Fugitive PM2.5	Exhaust PM2.5	PM2.5 Total	Bio- CO2	NBio- CO2	Total CO2	CH4	N2O	CO2e
Category	lb/day										lb/day					
Area	1.0000e-005	0.0000	1.0000e-004	0.0000		0.0000	0.0000		0.0000	0.0000		2.2000e-004	2.2000e-004	0.0000		2.3000e-004
Energy	0.0000	0.0000	0.0000	0.0000		0.0000	0.0000		0.0000	0.0000		0.0000	0.0000	0.0000	0.0000	0.0000
Mobile	0.0000	0.0000	0.0000	0.0000	0.0000	0.0000	0.0000	0.0000	0.0000	0.0000		0.0000	0.0000	0.0000		0.0000

Total	**1.0000e-005**	**0.0000**	**1.0000e-004**	**0.0000**	**0.0000**	**0.0000**	**0.0000**	**0.0000**	**0.0000**	**0.0000**		**2.2000e-004**	**2.2000e-004**	**0.0000**	**0.0000**	**2.3000e-004**

Mitigated Operational

	ROG	NOx	CO	SO2	Fugitive PM10	Exhaust PM10	PM10 Total	Fugitive PM2.5	Exhaust PM2.5	PM2.5 Total	Bio- CO2	NBio- CO2	Total CO2	CH4	N2O	CO2e
Category	lb/day										lb/day					
Area	1.0000e-005	0.0000	1.0000e-004	0.0000		0.0000	0.0000		0.0000	0.0000		2.2000e-004	2.2000e-004	0.0000		2.3000e-004
Energy	0.0000	0.0000	0.0000	0.0000		0.0000	0.0000		0.0000	0.0000		0.0000	0.0000	0.0000	0.0000	0.0000
Mobile	0.0000	0.0000	0.0000	0.0000	0.0000	0.0000	0.0000	0.0000	0.0000	0.0000		0.0000	0.0000	0.0000		0.0000
Total	**1.0000e-005**	**0.0000**	**1.0000e-004**	**0.0000**	**0.0000**	**0.0000**	**0.0000**	**0.0000**	**0.0000**	**0.0000**		**2.2000e-004**	**2.2000e-004**	**0.0000**	**0.0000**	**2.3000e-004**

	ROG	**NOx**	**CO**	**SO2**	**Fugitive PM10**	**Exhaust PM10**	**PM10 Total**	**Fugitive PM2.5**	**Exhaust PM2.5**	**PM2.5 Total**	**Bio- CO2**	**NBio-CO2**	**Total CO2**	**CH4**	**N20**	**CO2e**
Percent Reduction	**0.00**	**0.00**	**0.00**	**0.00**	**0.00**	**0.00**	**0.00**	**0.00**	**0.00**	**0.00**	**0.00**	**0.00**	**0.00**	**0.00**	**0.00**	**0.00**

3.0 Construction Detail

Construction Phase

Phase Number	Phase Name	Phase Type	Start Date	End Date	Num Days Week	Num Days	Phase Description
1	Trenching	Grading	2/15/2030	1/14/2032	5	499	
2	Installation	Building Construction	2/28/2030	1/14/2032	5	490	
3	Paving 1	Paving	8/15/2030	8/30/2030	5	12	
4	Paving 2	Paving	2/15/2031	2/28/2031	5	10	
5	Paving 3	Paving	8/15/2031	8/30/2031	5	11	
6	Final Paving	Paving	1/15/2032	2/15/2032	5	22	

Acres of Grading (Site Preparation Phase): 0

Acres of Grading (Grading Phase): 0

Acres of Paving: 0

Residential Indoor: 0; Residential Outdoor: 0; Non-Residential Indoor: 0; Non-Residential Outdoor: 0 (Architectural Coating – sqft)

OffRoad Equipment

Phase Name	Offroad Equipment Type	Amount	Usage Hours	Horse Power	Load Factor
Trenching	Trenchers	1	8.00	80	0.50
Trenching	Concrete/Industrial Saws	0	8.00	81	0.73
Trenching	Excavators	1	8.00	162	0.38
Trenching	Rubber Tired Dozers	1	8.00	255	0.40
Trenching	Tractors/Loaders/Backhoes	2	8.00	97	0.37
Installation	Cranes	1	4.00	226	0.29
Installation	Forklifts	1	6.00	89	0.20
Installation	Tractors/Loaders/Backhoes	1	8.00	97	0.37
Paving 1	Cement and Mortar Mixers	0	6.00	9	0.56
Paving 1	Pavers	1	8.00	125	0.42
Paving 1	Paving Equipment	1	8.00	130	0.36
Paving 1	Rollers	1	8.00	80	0.38
Paving 1	Tractors/Loaders/Backhoes	0	7.00	97	0.37
Paving 2	Cement and Mortar Mixers	0	6.00	9	0.56
Paving 2	Pavers	1	8.00	125	0.42
Paving 2	Paving Equipment	1	8.00	130	0.36
Paving 2	Rollers	1	8.00	80	0.38
Paving 2	Tractors/Loaders/Backhoes	0	8.00	97	0.37
Paving 3	Cement and Mortar Mixers	0	6.00	9	0.56
Paving 3	Pavers	1	8.00	125	0.42
Paving 3	Paving Equipment	1	8.00	130	0.36
Paving 3	Rollers	1	8.00	80	0.38
Paving 3	Tractors/Loaders/Backhoes	0	7.00	97	0.37

Final Paving	Cement and Mortar Mixers	0	6.00	9	0.56
Final Paving	Pavers	1	8.00	125	0.42
Final Paving	Paving Equipment	1	8.00	130	0.36
Final Paving	Rollers	1	8.00	80	0.38
Final Paving	Tractors/Loaders/Backhoes	0	7.00	97	0.37

Trips and VMT

Phase Name	Offroad Equipment Count	Worker Trip Number	Vendor Trip Number	Hauling Trip Number	Worker Trip Length	Vendor Trip Length	Hauling Trip Length	Worker Vehicle Class	Vendor Vehicle Class	Hauling Vehicle Class
Trenching	5	13.00	0.00	4,990.00	10.80	7.30	20.00	LD_Mix	HDT_Mix	HHDT
Installation	3	8.00	4.00	0.00	10.80	7.30	20.00	LD_Mix	HDT_Mix	HHDT
Paving 1	3	8.00	0.00	0.00	10.80	7.30	20.00	LD_Mix	HDT_Mix	HHDT
Paving 2	3	8.00	0.00	0.00	10.80	7.30	20.00	LD_Mix	HDT_Mix	HHDT
Paving 3	3	8.00	0.00	0.00	10.80	7.30	20.00	LD_Mix	HDT_Mix	HHDT
Final Paving	3	8.00	0.00	0.00	10.80	7.30	20.00	LD_Mix	HDT_Mix	HHDT

3.1 Mitigation Measures Construction

Water Exposed Area

Clean Paved Roads

3.2 Trenching - 2030

Unmitigated Construction On-Site

	ROG	NOx	CO	SO2	Fugitive PM10	Exhaust PM10	PM10 Total	Fugitive PM2.5	Exhaust PM2.5	PM2.5 Total	Bio- CO2	NBio- CO2	Total CO2	CH4	N2O	CO2e
Category	lb/day										lb/day					
Fugitive Dust					6.0333	0.0000	6.0333	3.3119	0.0000	3.3119			0.0000			0.0000
Off-Road	1.4449	7.4230	13.5149	0.0274		0.2717	0.2717		0.2717	0.2717		2,761.7591	2,761.7591	0.1287		2,764.4619

Total	**1.4449**	**7.4230**	**13.5149**	**0.0274**	**6.0333**	**0.2717**	**6.3050**	**3.3119**	**0.2717**	**3.5836**		**2,761.7591**	**2,761.7591**	**0.1287**		**2,764.4619**

Unmitigated Construction Off-Site

	ROG	NOx	CO	SO2	Fugitive PM10	Exhaust PM10	PM10 Total	Fugitive PM2.5	Exhaust PM2.5	PM2.5 Total	Bio- CO2	NBio- CO2	Total CO2	CH4	N2O	CO2e
Category	lb/day										lb/day					
Hauling	0.1429	1.0164	1.8838	7.3800e-003	0.3315	0.0303	0.3618	0.0863	0.0279	0.1142		693.8758	693.8758	4.9100e-003		693.9789
Vendor	0.0000	0.0000	0.0000	0.0000	0.0000	0.0000	0.0000	0.0000	0.0000	0.0000		0.0000	0.0000	0.0000		0.0000
Worker	0.0236	0.0281	0.2618	1.2700e-003	0.1068	8.3000e-004	0.1076	0.0283	7.7000e-004	0.0291		80.8985	80.8985	3.2800e-003		80.9675
Total	**0.1664**	**1.0445**	**2.1456**	**8.6500e-003**	**0.4383**	**0.0311**	**0.4694**	**0.1146**	**0.0286**	**0.1433**		**774.7744**	**774.7744**	**8.1900e-003**		**774.9464**

Mitigated Construction On-Site

	ROG	NOx	CO	SO2	Fugitive PM10	Exhaust PM10	PM10 Total	Fugitive PM2.5	Exhaust PM2.5	PM2.5 Total	Bio- CO2	NBio- CO2	Total CO2	CH4	N2O	CO2e
Category	lb/day										lb/day					
Fugitive Dust					2.7150	0.0000	2.7150	1.4904	0.0000	1.4904			0.0000			0.0000
Off-Road	1.4449	7.4230	13.5149	0.0274		0.2717	0.2717		0.2717	0.2717	0.0000	2,761.7591	2,761.7591	0.1287		2,764.4619
Total	**1.4449**	**7.4230**	**13.5149**	**0.0274**	**2.7150**	**0.2717**	**2.9867**	**1.4904**	**0.2717**	**1.7620**	**0.0000**	**2,761.7591**	**2,761.7591**	**0.1287**		**2,764.4619**

Mitigated Construction Off-Site

	ROG	NOx	CO	SO2	Fugitive PM10	Exhaust PM10	PM10 Total	Fugitive PM2.5	Exhaust PM2.5	PM2.5 Total	Bio- CO2	NBio- CO2	Total CO2	CH4	N2O	CO2e
Category	lb/day										lb/day					
Hauling	0.1429	1.0164	1.8838	7.3800e-003	0.3315	0.0303	0.3618	0.0863	0.0279	0.1142		693.8758	693.8758	4.9100e-003		693.9789
Vendor	0.0000	0.0000	0.0000	0.0000	0.0000	0.0000	0.0000	0.0000	0.0000	0.0000		0.0000	0.0000	0.0000		0.0000
Worker	0.0236	0.0281	0.2618	1.2700e-003	0.1068	8.3000e-004	0.1076	0.0283	7.7000e-004	0.0291		80.8985	80.8985	3.2800e-003		80.9675
Total	**0.1664**	**1.0445**	**2.1456**	**8.6500e-003**	**0.4383**	**0.0311**	**0.4694**	**0.1146**	**0.0286**	**0.1433**		**774.7744**	**774.7744**	**8.1900e-003**		**774.9464**

3.2 Trenching - 2031

Unmitigated Construction On-Site

	ROG	NOx	CO	SO2	Fugitive PM10	Exhaust PM10	PM10 Total	Fugitive PM2.5	Exhaust PM2.5	PM2.5 Total	Bio- CO2	NBio- CO2	Total CO2	CH4	N2O	CO2e
Category	lb/day										lb/day					
Fugitive Dust					6.0333	0.0000	6.0333	3.3119	0.0000	3.3119			0.0000			0.0000
Off-Road	1.4449	7.4230	13.5149	0.0274		0.2717	0.2717		0.2717	0.2717		2,761.7591	2,761.7591	0.1287		2,764.4619
Total	**1.4449**	**7.4230**	**13.5149**	**0.0274**	**6.0333**	**0.2717**	**6.3050**	**3.3119**	**0.2717**	**3.5836**		**2,761.7591**	**2,761.7591**	**0.1287**		**2,764.4619**

Unmitigated Construction Off-Site

	ROG	NOx	CO	SO2	Fugitive PM10	Exhaust PM10	PM10 Total	Fugitive PM2.5	Exhaust PM2.5	PM2.5 Total	Bio- CO2	NBio- CO2	Total CO2	CH4	N2O	CO2e
Category	lb/day										lb/day					

Hauling	0.1423	1.0129	1.8842	7.3800e-003	0.2949	0.0303	0.3252	0.0773	0.0279	0.1052		693.9551	693.9551	4.9100e-003		694.0582
Vendor	0.0000	0.0000	0.0000	0.0000	0.0000	0.0000	0.0000	0.0000	0.0000	0.0000		0.0000	0.0000	0.0000		0.0000
Worker	0.0229	0.0274	0.2563	1.2700e-003	0.1068	8.3000e-004	0.1076	0.0283	7.7000e-004	0.0291		80.5044	80.5044	3.2300e-003		80.5723
Total	**0.1652**	**1.0403**	**2.1405**	**8.6500e-003**	**0.4017**	**0.0311**	**0.4328**	**0.1057**	**0.0286**	**0.1343**		**774.4595**	**774.4595**	**8.1400e-003**		**774.6305**

Mitigated Construction On-Site

	ROG	NOx	CO	SO2	Fugitive PM10	Exhaust PM10	PM10 Total	Fugitive PM2.5	Exhaust PM2.5	PM2.5 Total	Bio- CO2	NBio- CO2	Total CO2	CH4	N2O	CO2e
Category	lb/day										lb/day					
Fugitive Dust					2.7150	0.0000	2.7150	1.4904	0.0000	1.4904			0.0000			0.0000
Off-Road	1.4449	7.4230	13.5149	0.0274		0.2717	0.2717		0.2717	0.2717	0.0000	2,761.7591	2,761.7591	0.1287		2,764.4619
Total	**1.4449**	**7.4230**	**13.5149**	**0.0274**	**2.7150**	**0.2717**	**2.9867**	**1.4904**	**0.2717**	**1.7620**	**0.0000**	**2,761.7591**	**2,761.7591**	**0.1287**		**2,764.4619**

Mitigated Construction Off-Site

	ROG	NOx	CO	SO2	Fugitive PM10	Exhaust PM10	PM10 Total	Fugitive PM2.5	Exhaust PM2.5	PM2.5 Total	Bio- CO2	NBio- CO2	Total CO2	CH4	N2O	CO2e
Category	lb/day										lb/day					
Hauling	0.1423	1.0129	1.8842	7.3800e-003	0.2949	0.0303	0.3252	0.0773	0.0279	0.1052		693.9551	693.9551	4.9100e-003		694.0582
Vendor	0.0000	0.0000	0.0000	0.0000	0.0000	0.0000	0.0000	0.0000	0.0000	0.0000		0.0000	0.0000	0.0000		0.0000
Worker	0.0229	0.0274	0.2563	1.2700e-003	0.1068	8.3000e-004	0.1076	0.0283	7.7000e-004	0.0291		80.5044	80.5044	3.2300e-003		80.5723
Total	**0.1652**	**1.0403**	**2.1405**	**8.6500e-003**	**0.4017**	**0.0311**	**0.4328**	**0.1057**	**0.0286**	**0.1343**		**774.4595**	**774.4595**	**8.1400e-003**		**774.6305**

3.2 Trenching - 2032

Unmitigated Construction On-Site

	ROG	NOx	CO	SO2	Fugitive PM10	Exhaust PM10	PM10 Total	Fugitive PM2.5	Exhaust PM2.5	PM2.5 Total	Bio- CO2	NBio- CO2	Total CO2	CH4	N2O	CO2e
Category	lb/day										lb/day					
Fugitive Dust					6.0333	0.0000	6.0333	3.3119	0.0000	3.3119			0.0000			0.0000
Off-Road	1.4449	7.4230	13.5149	0.0274		0.2717	0.2717		0.2717	0.2717		2,761.7591	2,761.7591	0.1287		2,764.4619
Total	**1.4449**	**7.4230**	**13.5149**	**0.0274**	**6.0333**	**0.2717**	**6.3050**	**3.3119**	**0.2717**	**3.5836**		**2,761.7591**	**2,761.7591**	**0.1287**		**2,764.4619**

Unmitigated Construction Off-Site

	ROG	NOx	CO	SO2	Fugitive PM10	Exhaust PM10	PM10 Total	Fugitive PM2.5	Exhaust PM2.5	PM2.5 Total	Bio- CO2	NBio- CO2	Total CO2	CH4	N2O	CO2e
Category	lb/day										lb/day					
Hauling	0.1418	1.0101	1.8855	7.3800e-003	6.6395	0.0303	6.6698	1.6346	0.0279	1.6625		694.0319	694.0319	4.9100e-003		694.1351
Vendor	0.0000	0.0000	0.0000	0.0000	0.0000	0.0000	0.0000	0.0000	0.0000	0.0000		0.0000	0.0000	0.0000		0.0000
Worker	0.0223	0.0268	0.2514	1.2700e-003	0.1068	8.3000e-004	0.1076	0.0283	7.7000e-004	0.0291		80.1755	80.1755	3.1900e-003		80.2425
Total	**0.1641**	**1.0370**	**2.1368**	**8.6500e-003**	**6.7463**	**0.0311**	**6.7774**	**1.6630**	**0.0287**	**1.6916**		**774.2074**	**774.2074**	**8.1000e-003**		**774.3775**

Mitigated Construction On-Site

	ROG	NOx	CO	SO2	Fugitive PM10	Exhaust PM10	PM10 Total	Fugitive PM2.5	Exhaust PM2.5	PM2.5 Total	Bio- CO2	NBio- CO2	Total CO2	CH4	N2O	CO2e
Category	lb/day										lb/day					
Fugitive Dust					2.7150	0.0000	2.7150	1.4904	0.0000	1.4904			0.0000			0.0000
Off-Road	1.4449	7.4230	13.5149	0.0274		0.2717	0.2717		0.2717	0.2717	0.0000	2,761.7591	2,761.7591	0.1287		2,764.4619
Total	**1.4449**	**7.4230**	**13.5149**	**0.0274**	**2.7150**	**0.2717**	**2.9867**	**1.4904**	**0.2717**	**1.7620**	**0.0000**	**2,761.7591**	**2,761.7591**	**0.1287**		**2,764.4619**

Mitigated Construction Off-Site

	ROG	NOx	CO	SO2	Fugitive PM10	Exhaust PM10	PM10 Total	Fugitive PM2.5	Exhaust PM2.5	PM2.5 Total	Bio- CO2	NBio- CO2	Total CO2	CH4	N2O	CO2e
Category	lb/day										lb/day					
Hauling	0.1418	1.0101	1.8855	7.3800e-003	6.6395	0.0303	6.6698	1.6346	0.0279	1.6625		694.0319	694.0319	4.9100e-003		694.1351
Vendor	0.0000	0.0000	0.0000	0.0000	0.0000	0.0000	0.0000	0.0000	0.0000	0.0000		0.0000	0.0000	0.0000		0.0000
Worker	0.0223	0.0268	0.2514	1.2700e-003	0.1068	8.3000e-004	0.1076	0.0283	7.7000e-004	0.0291		80.1755	80.1755	3.1900e-003		80.2425
Total	**0.1641**	**1.0370**	**2.1368**	**8.6500e-003**	**6.7463**	**0.0311**	**6.7774**	**1.6630**	**0.0287**	**1.6916**		**774.2074**	**774.2074**	**8.1000e-003**		**774.3775**

3.3 Installation - 2030

Unmitigated Construction On-Site

	ROG	NOx	CO	SO2	Fugitive PM10	Exhaust PM10	PM10 Total	Fugitive PM2.5	Exhaust PM2.5	PM2.5 Total	Bio- CO2	NBio- CO2	Total CO2	CH4	N2O	CO2e
Category	lb/day										lb/day					
Off-Road	0.3683	1.8264	3.9027	8.6800e-003		0.0378	0.0378		0.0378	0.0378		821.9927	821.9927	0.0326		822.6781

Total	**0.3683**	**1.8264**	**3.9027**	**8.6800e-003**		**0.0378**	**0.0378**		**0.0378**	**0.0378**		**821.9927**	**821.9927**	**0.0326**		**822.6781**

Unmitigated Construction Off-Site

	ROG	NOx	CO	SO2	Fugitive PM10	Exhaust PM10	PM10 Total	Fugitive PM2.5	Exhaust PM2.5	PM2.5 Total	Bio- CO2	NBio- CO2	Total CO2	CH4	N2O	CO2e
Category	lb/day										lb/day					
Hauling	0.0000	0.0000	0.0000	0.0000	0.0000	0.0000	0.0000	0.0000	0.0000	0.0000		0.0000	0.0000	0.0000		0.0000
Vendor	0.0257	0.1416	0.3789	9.3000e-004	0.0266	3.3400e-003	0.0299	7.5800e-003	3.0700e-003	0.0107		87.4890	87.4890	6.4000e-004		87.5023
Worker	0.0145	0.0173	0.1611	7.8000e-004	0.0657	5.1000e-004	0.0662	0.0174	4.7000e-004	0.0179		49.7837	49.7837	2.0200e-003		49.8262
Total	**0.0402**	**0.1589**	**0.5400**	**1.7100e-003**	**0.0923**	**3.8500e-003**	**0.0961**	**0.0250**	**3.5400e-003**	**0.0286**		**137.2727**	**137.2727**	**2.6600e-003**		**137.3285**

Mitigated Construction On-Site

	ROG	NOx	CO	SO2	Fugitive PM10	Exhaust PM10	PM10 Total	Fugitive PM2.5	Exhaust PM2.5	PM2.5 Total	Bio- CO2	NBio- CO2	Total CO2	CH4	N2O	CO2e
Category	lb/day										lb/day					
Off-Road	0.3683	1.8264	3.9027	8.6800e-003		0.0378	0.0378		0.0378	0.0378	0.0000	821.9927	821.9927	0.0326		822.6781
Total	**0.3683**	**1.8264**	**3.9027**	**8.6800e-003**		**0.0378**	**0.0378**		**0.0378**	**0.0378**	**0.0000**	**821.9927**	**821.9927**	**0.0326**		**822.6781**

Mitigated Construction Off-Site

	ROG	NOx	CO	SO2	Fugitive PM10	Exhaust PM10	PM10 Total	Fugitive PM2.5	Exhaust PM2.5	PM2.5 Total	Bio- CO2	NBio- CO2	Total CO2	CH4	N2O	CO2e
Category	lb/day										lb/day					
Hauling	0.0000	0.0000	0.0000	0.0000	0.0000	0.0000	0.0000	0.0000	0.0000	0.0000		0.0000	0.0000	0.0000		0.0000
Vendor	0.0257	0.1416	0.3789	9.3000e-004	0.0266	3.3400e-003	0.0299	7.5800e-003	3.0700e-003	0.0107		87.4890	87.4890	6.4000e-004		87.5023
Worker	0.0145	0.0173	0.1611	7.8000e-004	0.0657	5.1000e-004	0.0662	0.0174	4.7000e-004	0.0179		49.7837	49.7837	2.0200e-003		49.8262
Total	**0.0402**	**0.1589**	**0.5400**	**1.7100e-003**	**0.0923**	**3.8500e-003**	**0.0961**	**0.0250**	**3.5400e-003**	**0.0286**		**137.2727**	**137.2727**	**2.6600e-003**		**137.3285**

3.3 Installation - 2031

Unmitigated Construction On-Site

	ROG	NOx	CO	SO2	Fugitive PM10	Exhaust PM10	PM10 Total	Fugitive PM2.5	Exhaust PM2.5	PM2.5 Total	Bio- CO2	NBio- CO2	Total CO2	CH4	N2O	CO2e
Category	lb/day										lb/day					
Off-Road	0.3683	1.8264	3.9027	8.6800e-003		0.0378	0.0378		0.0378	0.0378		821.9927	821.9927	0.0326		822.6781
Total	**0.3683**	**1.8264**	**3.9027**	**8.6800e-003**		**0.0378**	**0.0378**		**0.0378**	**0.0378**		**821.9927**	**821.9927**	**0.0326**		**822.6781**

Unmitigated Construction Off-Site

	ROG	NOx	CO	SO2	Fugitive PM10	Exhaust PM10	PM10 Total	Fugitive PM2.5	Exhaust PM2.5	PM2.5 Total	Bio- CO2	NBio- CO2	Total CO2	CH4	N2O	CO2e
Category	lb/day										lb/day					

Hauling	0.0000	0.0000	0.0000	0.0000	0.0000	0.0000	0.0000	0.0000	0.0000	0.0000		0.0000	0.0000	0.0000		0.0000
Vendor	0.0254	0.1410	0.3773	9.3000e-004	0.0266	3.3400e-003	0.0299	7.5800e-003	3.0800e-003	0.0107		87.4842	87.4842	6.4000e-004		87.4976
Worker	0.0141	0.0169	0.1577	7.8000e-004	0.0657	5.1000e-004	0.0662	0.0174	4.7000e-004	0.0179		49.5412	49.5412	1.9900e-003		49.5830
Total	**0.0395**	**0.1579**	**0.5351**	**1.7100e-003**	**0.0923**	**3.8500e-003**	**0.0961**	**0.0250**	**3.5500e-003**	**0.0286**		**137.0254**	**137.0254**	**2.6300e-003**		**137.0806**

Mitigated Construction On-Site

	ROG	NOx	CO	SO2	Fugitive PM10	Exhaust PM10	PM10 Total	Fugitive PM2.5	Exhaust PM2.5	PM2.5 Total	Bio- CO2	NBio- CO2	Total CO2	CH4	N2O	CO2e
Category	lb/day										lb/day					
Off-Road	0.3683	1.8264	3.9027	8.6800e-003		0.0378	0.0378		0.0378	0.0378	0.0000	821.9927	821.9927	0.0326		822.6781
Total	**0.3683**	**1.8264**	**3.9027**	**8.6800e-003**		**0.0378**	**0.0378**		**0.0378**	**0.0378**	**0.0000**	**821.9927**	**821.9927**	**0.0326**		**822.6781**

Mitigated Construction Off-Site

	ROG	NOx	CO	SO2	Fugitive PM10	Exhaust PM10	PM10 Total	Fugitive PM2.5	Exhaust PM2.5	PM2.5 Total	Bio- CO2	NBio- CO2	Total CO2	CH4	N2O	CO2e
Category	lb/day										lb/day					
Hauling	0.0000	0.0000	0.0000	0.0000	0.0000	0.0000	0.0000	0.0000	0.0000	0.0000		0.0000	0.0000	0.0000		0.0000
Vendor	0.0254	0.1410	0.3773	9.3000e-004	0.0266	3.3400e-003	0.0299	7.5800e-003	3.0800e-003	0.0107		87.4842	87.4842	6.4000e-004		87.4976
Worker	0.0141	0.0169	0.1577	7.8000e-004	0.0657	5.1000e-004	0.0662	0.0174	4.7000e-004	0.0179		49.5412	49.5412	1.9900e-003		49.5830
Total	**0.0395**	**0.1579**	**0.5351**	**1.7100e-003**	**0.0923**	**3.8500e-003**	**0.0961**	**0.0250**	**3.5500e-003**	**0.0286**		**137.0254**	**137.0254**	**2.6300e-003**		**137.0806**

3.3 Installation - 2032

Unmitigated Construction On-Site

	ROG	NOx	CO	SO2	Fugitive PM10	Exhaust PM10	PM10 Total	Fugitive PM2.5	Exhaust PM2.5	PM2.5 Total	Bio- CO2	NBio- CO2	Total CO2	CH4	N2O	CO2e
Category	lb/day										lb/day					
Off-Road	0.3683	1.8264	3.9027	8.6800e-003		0.0378	0.0378		0.0378	0.0378		821.9927	821.9927	0.0326		822.6781
Total	**0.3683**	**1.8264**	**3.9027**	**8.6800e-003**		**0.0378**	**0.0378**		**0.0378**	**0.0378**		**821.9927**	**821.9927**	**0.0326**		**822.6781**

Unmitigated Construction Off-Site

	ROG	NOx	CO	SO2	Fugitive PM10	Exhaust PM10	PM10 Total	Fugitive PM2.5	Exhaust PM2.5	PM2.5 Total	Bio- CO2	NBio- CO2	Total CO2	CH4	N2O	CO2e
Category	lb/day										lb/day					
Hauling	0.0000	0.0000	0.0000	0.0000	0.0000	0.0000	0.0000	0.0000	0.0000	0.0000		0.0000	0.0000	0.0000		0.0000
Vendor	0.0252	0.1405	0.3761	9.3000e-004	0.0266	3.3400e-003	0.0299	7.5800e-003	3.0800e-003	0.0107		87.4804	87.4804	6.4000e-004		87.4938
Worker	0.0137	0.0165	0.1547	7.8000e-004	0.0657	5.1000e-004	0.0662	0.0174	4.7000e-004	0.0179		49.3388	49.3388	1.9600e-003		49.3800
Total	**0.0389**	**0.1571**	**0.5308**	**1.7100e-003**	**0.0923**	**3.8500e-003**	**0.0961**	**0.0250**	**3.5500e-003**	**0.0286**		**136.8191**	**136.8191**	**2.6000e-003**		**136.8737**

Mitigated Construction On-Site

	ROG	NOx	CO	SO2	Fugitive PM10	Exhaust PM10	PM10 Total	Fugitive PM2.5	Exhaust PM2.5	PM2.5 Total	Bio- CO2	NBio- CO2	Total CO2	CH4	N2O	CO2e
Category	lb/day										lb/day					
Off-Road	0.3683	1.8264	3.9027	8.6800e-003		0.0378	0.0378		0.0378	0.0378	0.0000	821.9927	821.9927	0.0326		822.6781
Total	**0.3683**	**1.8264**	**3.9027**	**8.6800e-003**		**0.0378**	**0.0378**		**0.0378**	**0.0378**	**0.0000**	**821.9927**	**821.9927**	**0.0326**		**822.6781**

Mitigated Construction Off-Site

	ROG	NOx	CO	SO2	Fugitive PM10	Exhaust PM10	PM10 Total	Fugitive PM2.5	Exhaust PM2.5	PM2.5 Total	Bio- CO2	NBio- CO2	Total CO2	CH4	N2O	CO2e
Category	lb/day										lb/day					
Hauling	0.0000	0.0000	0.0000	0.0000	0.0000	0.0000	0.0000	0.0000	0.0000	0.0000		0.0000	0.0000	0.0000		0.0000
Vendor	0.0252	0.1405	0.3761	9.3000e-004	0.0266	3.3400e-003	0.0299	7.5800e-003	3.0800e-003	0.0107		87.4804	87.4804	6.4000e-004		87.4938
Worker	0.0137	0.0165	0.1547	7.8000e-004	0.0657	5.1000e-004	0.0662	0.0174	4.7000e-004	0.0179		49.3388	49.3388	1.9600e-003		49.3800
Total	**0.0389**	**0.1571**	**0.5308**	**1.7100e-003**	**0.0923**	**3.8500e-003**	**0.0961**	**0.0250**	**3.5500e-003**	**0.0286**		**136.8191**	**136.8191**	**2.6000e-003**		**136.8737**

3.4 Paving 1 - 2030

Unmitigated Construction On-Site

	ROG	NOx	CO	SO2	Fugitive PM10	Exhaust PM10	PM10 Total	Fugitive PM2.5	Exhaust PM2.5	PM2.5 Total	Bio- CO2	NBio- CO2	Total CO2	CH4	N2O	CO2e
Category	lb/day										lb/day					
Off-Road	0.6775	3.4900	7.7596	0.0137		0.1617	0.1617		0.1617	0.1617		1,299.9933	1,299.9933	0.0609		1,301.2730

Paving	0.0000					0.0000	0.0000		0.0000	0.0000			0.0000			0.0000
Total	**0.6775**	**3.4900**	**7.7596**	**0.0137**		**0.1617**	**0.1617**		**0.1617**	**0.1617**		**1,299.9933**	**1,299.9933**	**0.0609**		**1,301.2730**

Unmitigated Construction Off-Site

	ROG	NOx	CO	SO2	Fugitive PM10	Exhaust PM10	PM10 Total	Fugitive PM2.5	Exhaust PM2.5	PM2.5 Total	Bio- CO2	NBio- CO2	Total CO2	CH4	N2O	CO2e
Category	lb/day										lb/day					
Hauling	0.0000	0.0000	0.0000	0.0000	0.0000	0.0000	0.0000	0.0000	0.0000	0.0000		0.0000	0.0000	0.0000		0.0000
Vendor	0.0000	0.0000	0.0000	0.0000	0.0000	0.0000	0.0000	0.0000	0.0000	0.0000		0.0000	0.0000	0.0000		0.0000
Worker	0.0145	0.0173	0.1611	7.8000e-004	0.0657	5.1000e-004	0.0662	0.0174	4.7000e-004	0.0179		49.7837	49.7837	2.0200e-003		49.8262
Total	**0.0145**	**0.0173**	**0.1611**	**7.8000e-004**	**0.0657**	**5.1000e-004**	**0.0662**	**0.0174**	**4.7000e-004**	**0.0179**		**49.7837**	**49.7837**	**2.0200e-003**		**49.8262**

Mitigated Construction On-Site

	ROG	NOx	CO	SO2	Fugitive PM10	Exhaust PM10	PM10 Total	Fugitive PM2.5	Exhaust PM2.5	PM2.5 Total	Bio- CO2	NBio- CO2	Total CO2	CH4	N2O	CO2e
Category	lb/day										lb/day					
Off-Road	0.6775	3.4900	7.7596	0.0137		0.1617	0.1617		0.1617	0.1617	0.0000	1,299.9933	1,299.9933	0.0609		1,301.2730
Paving	0.0000					0.0000	0.0000		0.0000	0.0000			0.0000			0.0000
Total	**0.6775**	**3.4900**	**7.7596**	**0.0137**		**0.1617**	**0.1617**		**0.1617**	**0.1617**	**0.0000**	**1,299.9933**	**1,299.9933**	**0.0609**		**1,301.2730**

Mitigated Construction Off-Site

	ROG	NOx	CO	SO2	Fugitive PM10	Exhaust PM10	PM10 Total	Fugitive PM2.5	Exhaust PM2.5	PM2.5 Total	Bio- CO2	NBio- CO2	Total CO2	CH4	N2O	CO2e
Category	lb/day										lb/day					
Hauling	0.0000	0.0000	0.0000	0.0000	0.0000	0.0000	0.0000	0.0000	0.0000	0.0000		0.0000	0.0000	0.0000		0.0000
Vendor	0.0000	0.0000	0.0000	0.0000	0.0000	0.0000	0.0000	0.0000	0.0000	0.0000		0.0000	0.0000	0.0000		0.0000
Worker	0.0145	0.0173	0.1611	7.8000e-004	0.0657	5.1000e-004	0.0662	0.0174	4.7000e-004	0.0179		49.7837	49.7837	2.0200e-003		49.8262
Total	**0.0145**	**0.0173**	**0.1611**	**7.8000e-004**	**0.0657**	**5.1000e-004**	**0.0662**	**0.0174**	**4.7000e-004**	**0.0179**		**49.7837**	**49.7837**	**2.0200e-003**		**49.8262**

3.5 Paving 2 - 2031

Unmitigated Construction On-Site

	ROG	NOx	CO	SO2	Fugitive PM10	Exhaust PM10	PM10 Total	Fugitive PM2.5	Exhaust PM2.5	PM2.5 Total	Bio- CO2	NBio- CO2	Total CO2	CH4	N2O	CO2e
Category	lb/day										lb/day					
Off-Road	0.6775	3.4900	7.7596	0.0137		0.1617	0.1617		0.1617	0.1617		1,299.9933	1,299.9933	0.0609		1,301.2730
Paving	0.0000					0.0000	0.0000		0.0000	0.0000			0.0000			0.0000
Total	**0.6775**	**3.4900**	**7.7596**	**0.0137**		**0.1617**	**0.1617**		**0.1617**	**0.1617**		**1,299.9933**	**1,299.9933**	**0.0609**		**1,301.2730**

Unmitigated Construction Off-Site

	ROG	NOx	CO	SO2	Fugitive PM10	Exhaust PM10	PM10 Total	Fugitive PM2.5	Exhaust PM2.5	PM2.5 Total	Bio- CO2	NBio- CO2	Total CO2	CH4	N2O	CO2e
Category	lb/day										lb/day					

Hauling	0.0000	0.0000	0.0000	0.0000	0.0000	0.0000	0.0000	0.0000	0.0000	0.0000		0.0000	0.0000	0.0000		0.0000
Vendor	0.0000	0.0000	0.0000	0.0000	0.0000	0.0000	0.0000	0.0000	0.0000	0.0000		0.0000	0.0000	0.0000		0.0000
Worker	0.0141	0.0169	0.1577	7.8000e-004	0.0657	5.1000e-004	0.0662	0.0174	4.7000e-004	0.0179		49.5412	49.5412	1.9900e-003		49.5830
Total	**0.0141**	**0.0169**	**0.1577**	**7.8000e-004**	**0.0657**	**5.1000e-004**	**0.0662**	**0.0174**	**4.7000e-004**	**0.0179**		**49.5412**	**49.5412**	**1.9900e-003**		**49.5830**

Mitigated Construction On-Site

	ROG	NOx	CO	SO2	Fugitive PM10	Exhaust PM10	PM10 Total	Fugitive PM2.5	Exhaust PM2.5	PM2.5 Total	Bio- CO2	NBio- CO2	Total CO2	CH4	N2O	CO2e
Category	lb/day										lb/day					
Off-Road	0.6775	3.4900	7.7596	0.0137		0.1617	0.1617		0.1617	0.1617	0.0000	1,299.9933	1,299.9933	0.0609		1,301.2730
Paving	0.0000					0.0000	0.0000		0.0000	0.0000			0.0000			0.0000
Total	**0.6775**	**3.4900**	**7.7596**	**0.0137**		**0.1617**	**0.1617**		**0.1617**	**0.1617**	**0.0000**	**1,299.9933**	**1,299.9933**	**0.0609**		**1,301.2730**

Mitigated Construction Off-Site

	ROG	NOx	CO	SO2	Fugitive PM10	Exhaust PM10	PM10 Total	Fugitive PM2.5	Exhaust PM2.5	PM2.5 Total	Bio- CO2	NBio- CO2	Total CO2	CH4	N2O	CO2e
Category	lb/day										lb/day					
Hauling	0.0000	0.0000	0.0000	0.0000	0.0000	0.0000	0.0000	0.0000	0.0000	0.0000		0.0000	0.0000	0.0000		0.0000
Vendor	0.0000	0.0000	0.0000	0.0000	0.0000	0.0000	0.0000	0.0000	0.0000	0.0000		0.0000	0.0000	0.0000		0.0000
Worker	0.0141	0.0169	0.1577	7.8000e-004	0.0657	5.1000e-004	0.0662	0.0174	4.7000e-004	0.0179		49.5412	49.5412	1.9900e-003		49.5830
Total	**0.0141**	**0.0169**	**0.1577**	**7.8000e-004**	**0.0657**	**5.1000e-004**	**0.0662**	**0.0174**	**4.7000e-004**	**0.0179**		**49.5412**	**49.5412**	**1.9900e-003**		**49.5830**

3.6 Paving 3 - 2031

Unmitigated Construction On-Site

	ROG	NOx	CO	SO2	Fugitive PM10	Exhaust PM10	PM10 Total	Fugitive PM2.5	Exhaust PM2.5	PM2.5 Total	Bio- CO2	NBio- CO2	Total CO2	CH4	N2O	CO2e
Category	lb/day										lb/day					
Off-Road	0.6775	3.4900	7.7596	0.0137		0.1617	0.1617		0.1617	0.1617		1,299.9933	1,299.9933	0.0609		1,301.2730
Paving	0.0000					0.0000	0.0000		0.0000	0.0000			0.0000			0.0000
Total	**0.6775**	**3.4900**	**7.7596**	**0.0137**		**0.1617**	**0.1617**		**0.1617**	**0.1617**		**1,299.9933**	**1,299.9933**	**0.0609**		**1,301.2730**

Unmitigated Construction Off-Site

	ROG	NOx	CO	SO2	Fugitive PM10	Exhaust PM10	PM10 Total	Fugitive PM2.5	Exhaust PM2.5	PM2.5 Total	Bio- CO2	NBio- CO2	Total CO2	CH4	N2O	CO2e
Category	lb/day										lb/day					
Hauling	0.0000	0.0000	0.0000	0.0000	0.0000	0.0000	0.0000	0.0000	0.0000	0.0000		0.0000	0.0000	0.0000		0.0000
Vendor	0.0000	0.0000	0.0000	0.0000	0.0000	0.0000	0.0000	0.0000	0.0000	0.0000		0.0000	0.0000	0.0000		0.0000
Worker	0.0141	0.0169	0.1577	7.8000e-004	0.0657	5.1000e-004	0.0662	0.0174	4.7000e-004	0.0179		49.5412	49.5412	1.9900e-003		49.5830
Total	**0.0141**	**0.0169**	**0.1577**	**7.8000e-004**	**0.0657**	**5.1000e-004**	**0.0662**	**0.0174**	**4.7000e-004**	**0.0179**		**49.5412**	**49.5412**	**1.9900e-003**		**49.5830**

Mitigated Construction On-Site

	ROG	NOx	CO	SO2	Fugitive PM10	Exhaust PM10	PM10 Total	Fugitive PM2.5	Exhaust PM2.5	PM2.5 Total	Bio- CO2	NBio- CO2	Total CO2	CH4	N2O	CO2e
Category	lb/day										lb/day					
Off-Road	0.6775	3.4900	7.7596	0.0137		0.1617	0.1617		0.1617	0.1617	0.0000	1,299.9933	1,299.9933	0.0609		1,301.2730
Paving	0.0000					0.0000	0.0000		0.0000	0.0000			0.0000			0.0000
Total	**0.6775**	**3.4900**	**7.7596**	**0.0137**		**0.1617**	**0.1617**		**0.1617**	**0.1617**	**0.0000**	**1,299.9933**	**1,299.9933**	**0.0609**		**1,301.2730**

Mitigated Construction Off-Site

	ROG	NOx	CO	SO2	Fugitive PM10	Exhaust PM10	PM10 Total	Fugitive PM2.5	Exhaust PM2.5	PM2.5 Total	Bio- CO2	NBio- CO2	Total CO2	CH4	N2O	CO2e
Category	lb/day										lb/day					
Hauling	0.0000	0.0000	0.0000	0.0000	0.0000	0.0000	0.0000	0.0000	0.0000	0.0000		0.0000	0.0000	0.0000		0.0000
Vendor	0.0000	0.0000	0.0000	0.0000	0.0000	0.0000	0.0000	0.0000	0.0000	0.0000		0.0000	0.0000	0.0000		0.0000
Worker	0.0141	0.0169	0.1577	7.8000e-004	0.0657	5.1000e-004	0.0662	0.0174	4.7000e-004	0.0179		49.5412	49.5412	1.9900e-003		49.5830
Total	**0.0141**	**0.0169**	**0.1577**	**7.8000e-004**	**0.0657**	**5.1000e-004**	**0.0662**	**0.0174**	**4.7000e-004**	**0.0179**		**49.5412**	**49.5412**	**1.9900e-003**		**49.5830**

3.7 Final Paving - 2032

Unmitigated Construction On-Site

	ROG	NOx	CO	SO2	Fugitive PM10	Exhaust PM10	PM10 Total	Fugitive PM2.5	Exhaust PM2.5	PM2.5 Total	Bio- CO2	NBio- CO2	Total CO2	CH4	N2O	CO2e
Category	lb/day										lb/day					
Off-Road	0.6775	3.4900	7.7596	0.0137		0.1617	0.1617		0.1617	0.1617		1,299.9933	1,299.9933	0.0609		1,301.2730

Paving	0.0000					0.0000	0.0000		0.0000	0.0000			0.0000			0.0000
Total	**0.6775**	**3.4900**	**7.7596**	**0.0137**		**0.1617**	**0.1617**		**0.1617**	**0.1617**		**1,299.9933**	**1,299.9933**	**0.0609**		**1,301.2730**

Unmitigated Construction Off-Site

	ROG	NOx	CO	SO2	Fugitive PM10	Exhaust PM10	PM10 Total	Fugitive PM2.5	Exhaust PM2.5	PM2.5 Total	Bio- CO2	NBio- CO2	Total CO2	CH4	N2O	CO2e
Category	lb/day										lb/day					
Hauling	0.0000	0.0000	0.0000	0.0000	0.0000	0.0000	0.0000	0.0000	0.0000	0.0000		0.0000	0.0000	0.0000		0.0000
Vendor	0.0000	0.0000	0.0000	0.0000	0.0000	0.0000	0.0000	0.0000	0.0000	0.0000		0.0000	0.0000	0.0000		0.0000
Worker	0.0137	0.0165	0.1547	7.8000e-004	0.0657	5.1000e-004	0.0662	0.0174	4.7000e-004	0.0179		49.3388	49.3388	1.9600e-003		49.3800
Total	**0.0137**	**0.0165**	**0.1547**	**7.8000e-004**	**0.0657**	**5.1000e-004**	**0.0662**	**0.0174**	**4.7000e-004**	**0.0179**		**49.3388**	**49.3388**	**1.9600e-003**		**49.3800**

Mitigated Construction On-Site

	ROG	NOx	CO	SO2	Fugitive PM10	Exhaust PM10	PM10 Total	Fugitive PM2.5	Exhaust PM2.5	PM2.5 Total	Bio- CO2	NBio- CO2	Total CO2	CH4	N2O	CO2e
Category	lb/day										lb/day					
Off-Road	0.6775	3.4900	7.7596	0.0137		0.1617	0.1617		0.1617	0.1617	0.0000	1,299.9933	1,299.9933	0.0609		1,301.2730
Paving	0.0000					0.0000	0.0000		0.0000	0.0000			0.0000			0.0000
Total	**0.6775**	**3.4900**	**7.7596**	**0.0137**		**0.1617**	**0.1617**		**0.1617**	**0.1617**	**0.0000**	**1,299.9933**	**1,299.9933**	**0.0609**		**1,301.2730**

Mitigated Construction Off-Site

	ROG	NOx	CO	SO2	Fugitive PM10	Exhaust PM10	PM10 Total	Fugitive PM2.5	Exhaust PM2.5	PM2.5 Total	Bio- CO2	NBio- CO2	Total CO2	CH4	N2O	CO2e
Category	lb/day										lb/day					
Hauling	0.0000	0.0000	0.0000	0.0000	0.0000	0.0000	0.0000	0.0000	0.0000	0.0000		0.0000	0.0000	0.0000		0.0000
Vendor	0.0000	0.0000	0.0000	0.0000	0.0000	0.0000	0.0000	0.0000	0.0000	0.0000		0.0000	0.0000	0.0000		0.0000
Worker	0.0137	0.0165	0.1547	7.8000e-004	0.0657	5.1000e-004	0.0662	0.0174	4.7000e-004	0.0179		49.3388	49.3388	1.9600e-003		49.3800
Total	**0.0137**	**0.0165**	**0.1547**	**7.8000e-004**	**0.0657**	**5.1000e-004**	**0.0662**	**0.0174**	**4.7000e-004**	**0.0179**		**49.3388**	**49.3388**	**1.9600e-003**		**49.3800**

4.0 Operational Detail - Mobile

4.1 Mitigation Measures Mobile

	ROG	NOx	CO	SO2	Fugitive PM10	Exhaust PM10	PM10 Total	Fugitive PM2.5	Exhaust PM2.5	PM2.5 Total	Bio- CO2	NBio- CO2	Total CO2	CH4	N2O	CO2e
Category	lb/day										lb/day					
Mitigated	0.0000	0.0000	0.0000	0.0000	0.0000	0.0000	0.0000	0.0000	0.0000	0.0000		0.0000	0.0000	0.0000		0.0000
Unmitigated	0.0000	0.0000	0.0000	0.0000	0.0000	0.0000	0.0000	0.0000	0.0000	0.0000		0.0000	0.0000	0.0000		0.0000

4.2 Trip Summary Information

	Average Daily Trip Rate			Unmitigated	Mitigated
Land Use	Weekday	Saturday	Sunday	Annual VMT	Annual VMT
User Defined Industrial	0.00	0.00	0.00		
Total	0.00	0.00	0.00		

4.3 Trip Type Information

	Miles			Trip %			Trip Purpose %		
Land Use	H-W or C-W	H-S or C-C	H-O or C-NW	H-W or C-W	H-S or C-C	H-O or C-NW	Primary	Diverted	Pass-by
User Defined Industrial	9.50	7.30	7.30	0.00	0.00	0.00	0	0	0

LDA	LDT1	LDT2	MDV	LHD1	LHD2	MHD	HHD	OBUS	UBUS	MCY	SBUS	MH
0.511923	0.073395	0.191568	0.130918	0.036235	0.005199	0.012665	0.023708	0.001889	0.002027	0.006511	0.000534	0.003431

5.0 Energy Detail

4.4 Fleet Mix

Historical Energy Use: N

5.1 Mitigation Measures Energy

	ROG	NOx	CO	SO2	Fugitive PM10	Exhaust PM10	PM10 Total	Fugitive PM2.5	Exhaust PM2.5	PM2.5 Total	Bio- CO2	NBio- CO2	Total CO2	CH4	N2O	CO2e
Category	lb/day										lb/day					
NaturalGas Mitigated	0.0000	0.0000	0.0000	0.0000		0.0000	0.0000		0.0000	0.0000		0.0000	0.0000	0.0000	0.0000	0.0000
NaturalGas Unmitigated	0.0000	0.0000	0.0000	0.0000		0.0000	0.0000		0.0000	0.0000		0.0000	0.0000	0.0000	0.0000	0.0000

5.2 Energy by Land Use - NaturalGas

Unmitigated

	NaturalGas Use	ROG	NOx	CO	SO2	Fugitive PM10	Exhaust PM10	PM10 Total	Fugitive PM2.5	Exhaust PM2.5	PM2.5 Total	Bio- CO2	NBio- CO2	Total CO2	CH4	N2O	CO2e

Land Use	kBTU/yr	lb/day										lb/day					
User Defined Industrial	0	0.0000	0.0000	0.0000	0.0000		0.0000	0.0000		0.0000	0.0000		0.0000	0.0000	0.0000	0.0000	0.0000
Total		**0.0000**	**0.0000**	**0.0000**	**0.0000**		**0.0000**	**0.0000**		**0.0000**	**0.0000**		**0.0000**	**0.0000**	**0.0000**	**0.0000**	**0.0000**

Mitigated

	NaturalGas Use	ROG	NOx	CO	SO2	Fugitive PM10	Exhaust PM10	PM10 Total	Fugitive PM2.5	Exhaust PM2.5	PM2.5 Total	Bio- CO2	NBio- CO2	Total CO2	CH4	N2O	CO2e
Land Use	kBTU/yr	lb/day										lb/day					
User Defined Industrial	0	0.0000	0.0000	0.0000	0.0000		0.0000	0.0000		0.0000	0.0000		0.0000	0.0000	0.0000	0.0000	0.0000
Total		**0.0000**	**0.0000**	**0.0000**	**0.0000**		**0.0000**	**0.0000**		**0.0000**	**0.0000**		**0.0000**	**0.0000**	**0.0000**	**0.0000**	**0.0000**

6.0 Area Detail

6.1 Mitigation Measures Area

	ROG	NOx	CO	SO2	Fugitive PM10	Exhaust PM10	PM10 Total	Fugitive PM2.5	Exhaust PM2.5	PM2.5 Total	Bio- CO2	NBio- CO2	Total CO2	CH4	N2O	CO2e
Category	lb/day										lb/day					
Mitigated	1.0000e-005	0.0000	1.0000e-004	0.0000		0.0000	0.0000		0.0000	0.0000		2.2000e-004	2.2000e-004	0.0000		2.3000e-004
Unmitigated	1.0000e-005	0.0000	1.0000e-004	0.0000		0.0000	0.0000		0.0000	0.0000		2.2000e-004	2.2000e-004	0.0000		2.3000e-004

6.2 Area by SubCategory

Unmitigated

	ROG	NOx	CO	SO2	Fugitive PM10	Exhaust PM10	PM10 Total	Fugitive PM2.5	Exhaust PM2.5	PM2.5 Total	Bio- CO2	NBio- CO2	Total CO2	CH4	N2O	CO2e
SubCategory	lb/day										lb/day					
Architectural Coating	0.0000					0.0000	0.0000		0.0000	0.0000			0.0000			0.0000
Consumer Products	0.0000					0.0000	0.0000		0.0000	0.0000			0.0000			0.0000
Landscaping	1.0000e-005	0.0000	1.0000e-004	0.0000		0.0000	0.0000		0.0000	0.0000		2.2000e-004	2.2000e-004	0.0000		2.3000e-004
Total	**1.0000e-005**	**0.0000**	**1.0000e-004**	**0.0000**		**0.0000**	**0.0000**		**0.0000**	**0.0000**		**2.2000e-004**	**2.2000e-004**	**0.0000**		**2.3000e-004**

Mitigated

	ROG	NOx	CO	SO2	Fugitive PM10	Exhaust PM10	PM10 Total	Fugitive PM2.5	Exhaust PM2.5	PM2.5 Total	Bio- CO2	NBio- CO2	Total CO2	CH4	N2O	CO2e
SubCategory	lb/day										lb/day					
Architectural Coating	0.0000					0.0000	0.0000		0.0000	0.0000			0.0000			0.0000
Consumer Products	0.0000					0.0000	0.0000		0.0000	0.0000			0.0000			0.0000
Landscaping	1.0000e-005	0.0000	1.0000e-004	0.0000		0.0000	0.0000		0.0000	0.0000		2.2000e-004	2.2000e-004	0.0000		2.3000e-004
Total	**1.0000e-005**	**0.0000**	**1.0000e-004**	**0.0000**		**0.0000**	**0.0000**		**0.0000**	**0.0000**		**2.2000e-004**	**2.2000e-004**	**0.0000**		**2.3000e-004**

7.0 Water Detail

7.1 Mitigation Measures Water

8.0 Waste Detail

8.1 Mitigation Measures Waste

9.0 Operational Offroad

Equipment Type	Number	Hours/Day	Days/Year	Horse Power	Load Factor	Fuel Type

10.0 Vegetation

South Bay Purified Water Pipeline

San Diego Air Basin, Winter

1.0 Project Characteristics

1.1 Land Usage

Land Uses	Size	Metric	Lot Acreage	Floor Surface Area	Population
User Defined Industrial	1.00	User Defined Unit	0.00	0.00	0

1.2 Other Project Characteristics

Urbanization	Urban	**Wind Speed (m/s)**	2.6	**Precipitation Freq (Days)**	40
Climate Zone	13			**Operational Year**	2025
Utility Company	San Diego Gas & Electric				
CO2 Intensity (lb/MWhr)	720.49	**CH4 Intensity (lb/MWhr)**	0.029	**N2O Intensity (lb/MWhr)**	0.006

1.3 User Entered Comments & Non-Default Data

Project Characteristics -

Land Use -

Construction Phase - modified

Off-road Equipment - modified

Off-road Equipment - modified

Off-road Equipment - modified

Off-road Equipment - modified

Off-road Equipment - modified

Off-road Equipment - modified

Off-road Equipment - modified

Trips and VMT - modified

Grading - 5 haul trucks per day

Construction Off-road Equipment Mitigation -

Table Name	Column Name	Default Value	New Value
tblConstructionPhase	NumDays	0.00	490.00
tblConstructionPhase	NumDays	0.00	499.00
tblConstructionPhase	NumDays	0.00	12.00
tblConstructionPhase	NumDays	0.00	10.00
tblConstructionPhase	NumDays	0.00	11.00
tblConstructionPhase	NumDays	0.00	22.00
tblConstructionPhase	PhaseEndDate	11/30/2033	1/14/2032
tblConstructionPhase	PhaseEndDate	1/30/2032	8/30/2030
tblConstructionPhase	PhaseEndDate	9/13/2030	2/28/2031
tblConstructionPhase	PhaseEndDate	3/17/2031	8/30/2031
tblConstructionPhase	PhaseEndDate	9/30/2031	2/15/2032
tblConstructionPhase	PhaseStartDate	1/15/2032	2/28/2030
tblConstructionPhase	PhaseStartDate	1/15/2032	8/15/2030
tblConstructionPhase	PhaseStartDate	8/31/2030	2/15/2031
tblConstructionPhase	PhaseStartDate	3/1/2031	8/15/2031
tblConstructionPhase	PhaseStartDate	8/31/2031	1/15/2032
tblGrading	MaterialExported	0.00	39,920.00
tblOffRoadEquipment	LoadFactor	0.50	0.50
tblOffRoadEquipment	OffRoadEquipmentType		Trenchers
tblOffRoadEquipment	OffRoadEquipmentUnitAmount	4.00	0.00
tblOffRoadEquipment	OffRoadEquipmentUnitAmount	4.00	0.00
tblOffRoadEquipment	OffRoadEquipmentUnitAmount	4.00	0.00
tblOffRoadEquipment	OffRoadEquipmentUnitAmount	4.00	0.00
tblOffRoadEquipment	OffRoadEquipmentUnitAmount	1.00	0.00
tblOffRoadEquipment	OffRoadEquipmentUnitAmount	2.00	1.00
tblOffRoadEquipment	OffRoadEquipmentUnitAmount	2.00	1.00
tblOffRoadEquipment	OffRoadEquipmentUnitAmount	1.00	0.00

tblOffRoadEquipment	OffRoadEquipmentUnitAmount	1.00	0.00
tblOffRoadEquipment	OffRoadEquipmentUnitAmount	1.00	0.00
tblOffRoadEquipment	OffRoadEquipmentUnitAmount	1.00	0.00
tblOffRoadEquipment	UsageHours	7.00	8.00
tblOffRoadEquipment	UsageHours	7.00	8.00
tblOffRoadEquipment	UsageHours	7.00	8.00
tblOffRoadEquipment	UsageHours	7.00	8.00
tblOffRoadEquipment	UsageHours	7.00	8.00
tblOffRoadEquipment	UsageHours	7.00	8.00
tblOffRoadEquipment	UsageHours	7.00	8.00
tblOffRoadEquipment	UsageHours	7.00	8.00
tblOffRoadEquipment	UsageHours	1.00	8.00
tblOffRoadEquipment	UsageHours	6.00	8.00
tblOffRoadEquipment	UsageHours	7.00	8.00
tblProjectCharacteristics	OperationalYear	2014	2025
tblTripsAndVMT	VendorTripNumber	0.00	4.00
tblTripsAndVMT	WorkerTripNumber	0.00	8.00

2.0 Emissions Summary

2.1 Overall Construction (Maximum Daily Emission)

Unmitigated Construction

	ROG	NOx	CO	SO2	Fugitive PM10	Exhaust PM10	PM10 Total	Fugitive PM2.5	Exhaust PM2.5	PM2.5 Total	Bio- CO2	NBio- CO2	Total CO2	CH4	N2O	CO2e
Year	lb/day										lb/day					
2030	2.7117	13.9602	28.0239	0.0609	6.6296	0.5066	7.1362	3.4690	0.5038	3.9728	0.0000	5,845.5758	5,845.5758	0.2352	0.0000	5,850.5140
2031	2.7094	13.9546	28.0104	0.0609	6.5930	0.5067	7.0997	3.4600	0.5038	3.9639	0.0000	5,844.7712	5,844.7712	0.2350	0.0000	5,849.7071
2032	2.0161	10.4435	20.0852	0.0464	12.8719	0.3445	13.2163	4.9999	0.3417	5.3416	0.0000	4,494.7783	4,494.7783	0.1721	0.0000	4,498.3912

Total	**7.4372**	**38.3582**	**76.1194**	**0.1682**	**26.0945**	**1.3578**	**27.4522**	**11.9289**	**1.3493**	**13.2783**	**0.0000**	**16,185.12 53**	**16,185.125 3**	**0.6422**	**0.0000**	**16,198.612 3**

Mitigated Construction

	ROG	NOx	CO	SO2	Fugitive PM10	Exhaust PM10	PM10 Total	Fugitive PM2.5	Exhaust PM2.5	PM2.5 Total	Bio- CO2	NBio- CO2	Total CO2	CH4	N2O	CO2e
Year	lb/day										lb/day					
2030	2.7117	13.9602	28.0239	0.0609	3.3113	0.5066	3.8179	1.6475	0.5038	2.1513	0.0000	5,845.575 8	5,845.5758	0.2352	0.0000	5,850.5140
2031	2.7094	13.9546	28.0104	0.0609	3.2747	0.5067	3.7813	1.6385	0.5038	2.1423	0.0000	5,844.771 2	5,844.7712	0.2350	0.0000	5,849.7071
2032	2.0161	10.4435	20.0852	0.0464	9.5535	0.3445	9.8980	3.1783	0.3417	3.5200	0.0000	4,494.778 3	4,494.7783	0.1721	0.0000	4,498.3912
Total	**7.4372**	**38.3582**	**76.1194**	**0.1682**	**16.1395**	**1.3578**	**17.4972**	**6.4643**	**1.3493**	**7.8136**	**0.0000**	**16,185.12 52**	**16,185.125 2**	**0.6422**	**0.0000**	**16,198.612 3**

	ROG	**NOx**	**CO**	**SO2**	**Fugitive PM10**	**Exhaust PM10**	**PM10 Total**	**Fugitive PM2.5**	**Exhaust PM2.5**	**PM2.5 Total**	**Bio- CO2**	**NBio-CO2**	**Total CO2**	**CH4**	**N20**	**CO2e**
Percent Reduction	**0.00**	**0.00**	**0.00**	**0.00**	**38.15**	**0.00**	**36.26**	**45.81**	**0.00**	**41.16**	**0.00**	**0.00**	**0.00**	**0.00**	**0.00**	**0.00**

2.2 Overall Operational

Unmitigated Operational

	ROG	NOx	CO	SO2	Fugitive PM10	Exhaust PM10	PM10 Total	Fugitive PM2.5	Exhaust PM2.5	PM2.5 Total	Bio- CO2	NBio- CO2	Total CO2	CH4	N2O	CO2e
Category	lb/day										lb/day					
Area	1.0000e-005	0.0000	1.0000e-004	0.0000		0.0000	0.0000		0.0000	0.0000		2.2000e-004	2.2000e-004	0.0000		2.3000e-004
Energy	0.0000	0.0000	0.0000	0.0000		0.0000	0.0000		0.0000	0.0000		0.0000	0.0000	0.0000	0.0000	0.0000
Mobile	0.0000	0.0000	0.0000	0.0000	0.0000	0.0000	0.0000	0.0000	0.0000	0.0000		0.0000	0.0000	0.0000		0.0000

Total	**1.0000e-005**	**0.0000**	**1.0000e-004**	**0.0000**	**0.0000**	**0.0000**	**0.0000**	**0.0000**	**0.0000**	**0.0000**		**2.2000e-004**	**2.2000e-004**	**0.0000**	**0.0000**	**2.3000e-004**

Mitigated Operational

	ROG	NOx	CO	SO2	Fugitive PM10	Exhaust PM10	PM10 Total	Fugitive PM2.5	Exhaust PM2.5	PM2.5 Total	Bio- CO2	NBio- CO2	Total CO2	CH4	N2O	CO2e
Category	lb/day										lb/day					
Area	1.0000e-005	0.0000	1.0000e-004	0.0000		0.0000	0.0000		0.0000	0.0000		2.2000e-004	2.2000e-004	0.0000		2.3000e-004
Energy	0.0000	0.0000	0.0000	0.0000		0.0000	0.0000		0.0000	0.0000		0.0000	0.0000	0.0000	0.0000	0.0000
Mobile	0.0000	0.0000	0.0000	0.0000	0.0000	0.0000	0.0000	0.0000	0.0000	0.0000		0.0000	0.0000	0.0000		0.0000
Total	**1.0000e-005**	**0.0000**	**1.0000e-004**	**0.0000**	**0.0000**	**0.0000**	**0.0000**	**0.0000**	**0.0000**	**0.0000**		**2.2000e-004**	**2.2000e-004**	**0.0000**	**0.0000**	**2.3000e-004**

	ROG	**NOx**	**CO**	**SO2**	**Fugitive PM10**	**Exhaust PM10**	**PM10 Total**	**Fugitive PM2.5**	**Exhaust PM2.5**	**PM2.5 Total**	**Bio- CO2**	**NBio-CO2**	**Total CO2**	**CH4**	**N20**	**CO2e**
Percent Reduction	**0.00**	**0.00**	**0.00**	**0.00**	**0.00**	**0.00**	**0.00**	**0.00**	**0.00**	**0.00**	**0.00**	**0.00**	**0.00**	**0.00**	**0.00**	**0.00**

3.0 Construction Detail

Construction Phase

Phase Number	Phase Name	Phase Type	Start Date	End Date	Num Days Week	Num Days	Phase Description
1	Trenching	Grading	2/15/2030	1/14/2032	5	499	
2	Installation	Building Construction	2/28/2030	1/14/2032	5	490	
3	Paving 1	Paving	8/15/2030	8/30/2030	5	12	
4	Paving 2	Paving	2/15/2031	2/28/2031	5	10	
5	Paving 3	Paving	8/15/2031	8/30/2031	5	11	
6	Final Paving	Paving	1/15/2032	2/15/2032	5	22	

Acres of Grading (Site Preparation Phase): 0

Acres of Grading (Grading Phase): 0

Acres of Paving: 0

Residential Indoor: 0; Residential Outdoor: 0; Non-Residential Indoor: 0; Non-Residential Outdoor: 0 (Architectural Coating – sqft)

OffRoad Equipment

Phase Name	Offroad Equipment Type	Amount	Usage Hours	Horse Power	Load Factor
Trenching	Trenchers	1	8.00	80	0.50
Trenching	Concrete/Industrial Saws	0	8.00	81	0.73
Trenching	Excavators	1	8.00	162	0.38
Trenching	Rubber Tired Dozers	1	8.00	255	0.40
Trenching	Tractors/Loaders/Backhoes	2	8.00	97	0.37
Installation	Cranes	1	4.00	226	0.29
Installation	Forklifts	1	6.00	89	0.20
Installation	Tractors/Loaders/Backhoes	1	8.00	97	0.37
Paving 1	Cement and Mortar Mixers	0	6.00	9	0.56
Paving 1	Pavers	1	8.00	125	0.42
Paving 1	Paving Equipment	1	8.00	130	0.36
Paving 1	Rollers	1	8.00	80	0.38
Paving 1	Tractors/Loaders/Backhoes	0	7.00	97	0.37
Paving 2	Cement and Mortar Mixers	0	6.00	9	0.56
Paving 2	Pavers	1	8.00	125	0.42
Paving 2	Paving Equipment	1	8.00	130	0.36
Paving 2	Rollers	1	8.00	80	0.38
Paving 2	Tractors/Loaders/Backhoes	0	8.00	97	0.37
Paving 3	Cement and Mortar Mixers	0	6.00	9	0.56
Paving 3	Pavers	1	8.00	125	0.42
Paving 3	Paving Equipment	1	8.00	130	0.36
Paving 3	Rollers	1	8.00	80	0.38
Paving 3	Tractors/Loaders/Backhoes	0	7.00	97	0.37

Final Paving	Cement and Mortar Mixers	0	6.00	9	0.56
Final Paving	Pavers	1	8.00	125	0.42
Final Paving	Paving Equipment	1	8.00	130	0.36
Final Paving	Rollers	1	8.00	80	0.38
Final Paving	Tractors/Loaders/Backhoes	0	7.00	97	0.37

Trips and VMT

Phase Name	Offroad Equipment Count	Worker Trip Number	Vendor Trip Number	Hauling Trip Number	Worker Trip Length	Vendor Trip Length	Hauling Trip Length	Worker Vehicle Class	Vendor Vehicle Class	Hauling Vehicle Class
Trenching	5	13.00	0.00	4,990.00	10.80	7.30	20.00	LD_Mix	HDT_Mix	HHDT
Installation	3	8.00	4.00	0.00	10.80	7.30	20.00	LD_Mix	HDT_Mix	HHDT
Paving 1	3	8.00	0.00	0.00	10.80	7.30	20.00	LD_Mix	HDT_Mix	HHDT
Paving 2	3	8.00	0.00	0.00	10.80	7.30	20.00	LD_Mix	HDT_Mix	HHDT
Paving 3	3	8.00	0.00	0.00	10.80	7.30	20.00	LD_Mix	HDT_Mix	HHDT
Final Paving	3	8.00	0.00	0.00	10.80	7.30	20.00	LD_Mix	HDT_Mix	HHDT

3.1 Mitigation Measures Construction

Water Exposed Area

Clean Paved Roads

3.2 Trenching - 2030

Unmitigated Construction On-Site

	ROG	NOx	CO	SO2	Fugitive PM10	Exhaust PM10	PM10 Total	Fugitive PM2.5	Exhaust PM2.5	PM2.5 Total	Bio- CO2	NBio- CO2	Total CO2	CH4	N2O	CO2e
Category	lb/day										lb/day					
Fugitive Dust					6.0333	0.0000	6.0333	3.3119	0.0000	3.3119			0.0000			0.0000
Off-Road	1.4449	7.4230	13.5149	0.0274		0.2717	0.2717		0.2717	0.2717		2,761.7591	2,761.7591	0.1287		2,764.4619

Total	**1.4449**	**7.4230**	**13.5149**	**0.0274**	**6.0333**	**0.2717**	**6.3050**	**3.3119**	**0.2717**	**3.5836**		**2,761.7591**	**2,761.7591**	**0.1287**		**2,764.4619**

Unmitigated Construction Off-Site

	ROG	NOx	CO	SO2	Fugitive PM10	Exhaust PM10	PM10 Total	Fugitive PM2.5	Exhaust PM2.5	PM2.5 Total	Bio- CO2	NBio- CO2	Total CO2	CH4	N2O	CO2e
Category	lb/day										lb/day					
Hauling	0.1429	1.0164	1.8838	7.3800e-003	0.3315	0.0303	0.3618	0.0863	0.0279	0.1142		693.8758	693.8758	4.9100e-003		693.9789
Vendor	0.0000	0.0000	0.0000	0.0000	0.0000	0.0000	0.0000	0.0000	0.0000	0.0000		0.0000	0.0000	0.0000		0.0000
Worker	0.0236	0.0281	0.2618	1.2700e-003	0.1068	8.3000e-004	0.1076	0.0283	7.7000e-004	0.0291		80.8985	80.8985	3.2800e-003		80.9675
Total	**0.1664**	**1.0445**	**2.1456**	**8.6500e-003**	**0.4383**	**0.0311**	**0.4694**	**0.1146**	**0.0286**	**0.1433**		**774.7744**	**774.7744**	**8.1900e-003**		**774.9464**

Mitigated Construction On-Site

	ROG	NOx	CO	SO2	Fugitive PM10	Exhaust PM10	PM10 Total	Fugitive PM2.5	Exhaust PM2.5	PM2.5 Total	Bio- CO2	NBio- CO2	Total CO2	CH4	N2O	CO2e
Category	lb/day										lb/day					
Fugitive Dust					2.7150	0.0000	2.7150	1.4904	0.0000	1.4904			0.0000			0.0000
Off-Road	1.4449	7.4230	13.5149	0.0274		0.2717	0.2717		0.2717	0.2717	0.0000	2,761.7591	2,761.7591	0.1287		2,764.4619
Total	**1.4449**	**7.4230**	**13.5149**	**0.0274**	**2.7150**	**0.2717**	**2.9867**	**1.4904**	**0.2717**	**1.7620**	**0.0000**	**2,761.7591**	**2,761.7591**	**0.1287**		**2,764.4619**

Mitigated Construction Off-Site

	ROG	NOx	CO	SO2	Fugitive PM10	Exhaust PM10	PM10 Total	Fugitive PM2.5	Exhaust PM2.5	PM2.5 Total	Bio- CO2	NBio- CO2	Total CO2	CH4	N2O	CO2e
Category	lb/day										lb/day					
Hauling	0.1429	1.0164	1.8838	7.3800e-003	0.3315	0.0303	0.3618	0.0863	0.0279	0.1142		693.8758	693.8758	4.9100e-003		693.9789
Vendor	0.0000	0.0000	0.0000	0.0000	0.0000	0.0000	0.0000	0.0000	0.0000	0.0000		0.0000	0.0000	0.0000		0.0000
Worker	0.0236	0.0281	0.2618	1.2700e-003	0.1068	8.3000e-004	0.1076	0.0283	7.7000e-004	0.0291		80.8985	80.8985	3.2800e-003		80.9675
Total	**0.1664**	**1.0445**	**2.1456**	**8.6500e-003**	**0.4383**	**0.0311**	**0.4694**	**0.1146**	**0.0286**	**0.1433**		**774.7744**	**774.7744**	**8.1900e-003**		**774.9464**

3.2 Trenching - 2031

Unmitigated Construction On-Site

	ROG	NOx	CO	SO2	Fugitive PM10	Exhaust PM10	PM10 Total	Fugitive PM2.5	Exhaust PM2.5	PM2.5 Total	Bio- CO2	NBio- CO2	Total CO2	CH4	N2O	CO2e
Category	lb/day										lb/day					
Fugitive Dust					6.0333	0.0000	6.0333	3.3119	0.0000	3.3119			0.0000			0.0000
Off-Road	1.4449	7.4230	13.5149	0.0274		0.2717	0.2717		0.2717	0.2717		2,761.7591	2,761.7591	0.1287		2,764.4619
Total	**1.4449**	**7.4230**	**13.5149**	**0.0274**	**6.0333**	**0.2717**	**6.3050**	**3.3119**	**0.2717**	**3.5836**		**2,761.7591**	**2,761.7591**	**0.1287**		**2,764.4619**

Unmitigated Construction Off-Site

	ROG	NOx	CO	SO2	Fugitive PM10	Exhaust PM10	PM10 Total	Fugitive PM2.5	Exhaust PM2.5	PM2.5 Total	Bio- CO2	NBio- CO2	Total CO2	CH4	N2O	CO2e
Category	lb/day										lb/day					

Hauling	0.1423	1.0129	1.8842	7.3800e-003	0.2949	0.0303	0.3252	0.0773	0.0279	0.1052		693.9551	693.9551	4.9100e-003		694.0582
Vendor	0.0000	0.0000	0.0000	0.0000	0.0000	0.0000	0.0000	0.0000	0.0000	0.0000		0.0000	0.0000	0.0000		0.0000
Worker	0.0229	0.0274	0.2563	1.2700e-003	0.1068	8.3000e-004	0.1076	0.0283	7.7000e-004	0.0291		80.5044	80.5044	3.2300e-003		80.5723
Total	**0.1652**	**1.0403**	**2.1405**	**8.6500e-003**	**0.4017**	**0.0311**	**0.4328**	**0.1057**	**0.0286**	**0.1343**		**774.4595**	**774.4595**	**8.1400e-003**		**774.6305**

Mitigated Construction On-Site

	ROG	NOx	CO	SO2	Fugitive PM10	Exhaust PM10	PM10 Total	Fugitive PM2.5	Exhaust PM2.5	PM2.5 Total	Bio- CO2	NBio- CO2	Total CO2	CH4	N2O	CO2e
Category	lb/day										lb/day					
Fugitive Dust					2.7150	0.0000	2.7150	1.4904	0.0000	1.4904			0.0000			0.0000
Off-Road	1.4449	7.4230	13.5149	0.0274		0.2717	0.2717		0.2717	0.2717	0.0000	2,761.7591	2,761.7591	0.1287		2,764.4619
Total	**1.4449**	**7.4230**	**13.5149**	**0.0274**	**2.7150**	**0.2717**	**2.9867**	**1.4904**	**0.2717**	**1.7620**	**0.0000**	**2,761.7591**	**2,761.7591**	**0.1287**		**2,764.4619**

Mitigated Construction Off-Site

	ROG	NOx	CO	SO2	Fugitive PM10	Exhaust PM10	PM10 Total	Fugitive PM2.5	Exhaust PM2.5	PM2.5 Total	Bio- CO2	NBio- CO2	Total CO2	CH4	N2O	CO2e
Category	lb/day										lb/day					
Hauling	0.1423	1.0129	1.8842	7.3800e-003	0.2949	0.0303	0.3252	0.0773	0.0279	0.1052		693.9551	693.9551	4.9100e-003		694.0582
Vendor	0.0000	0.0000	0.0000	0.0000	0.0000	0.0000	0.0000	0.0000	0.0000	0.0000		0.0000	0.0000	0.0000		0.0000
Worker	0.0229	0.0274	0.2563	1.2700e-003	0.1068	8.3000e-004	0.1076	0.0283	7.7000e-004	0.0291		80.5044	80.5044	3.2300e-003		80.5723
Total	**0.1652**	**1.0403**	**2.1405**	**8.6500e-003**	**0.4017**	**0.0311**	**0.4328**	**0.1057**	**0.0286**	**0.1343**		**774.4595**	**774.4595**	**8.1400e-003**		**774.6305**

3.2 Trenching - 2032

Unmitigated Construction On-Site

	ROG	NOx	CO	SO2	Fugitive PM10	Exhaust PM10	PM10 Total	Fugitive PM2.5	Exhaust PM2.5	PM2.5 Total	Bio- CO2	NBio- CO2	Total CO2	CH4	N2O	CO2e
Category	lb/day										lb/day					
Fugitive Dust					6.0333	0.0000	6.0333	3.3119	0.0000	3.3119			0.0000			0.0000
Off-Road	1.4449	7.4230	13.5149	0.0274		0.2717	0.2717		0.2717	0.2717		2,761.7591	2,761.7591	0.1287		2,764.4619
Total	**1.4449**	**7.4230**	**13.5149**	**0.0274**	**6.0333**	**0.2717**	**6.3050**	**3.3119**	**0.2717**	**3.5836**		**2,761.7591**	**2,761.7591**	**0.1287**		**2,764.4619**

Unmitigated Construction Off-Site

	ROG	NOx	CO	SO2	Fugitive PM10	Exhaust PM10	PM10 Total	Fugitive PM2.5	Exhaust PM2.5	PM2.5 Total	Bio- CO2	NBio- CO2	Total CO2	CH4	N2O	CO2e
Category	lb/day										lb/day					
Hauling	0.1418	1.0101	1.8855	7.3800e-003	6.6395	0.0303	6.6698	1.6346	0.0279	1.6625		694.0319	694.0319	4.9100e-003		694.1351
Vendor	0.0000	0.0000	0.0000	0.0000	0.0000	0.0000	0.0000	0.0000	0.0000	0.0000		0.0000	0.0000	0.0000		0.0000
Worker	0.0223	0.0268	0.2514	1.2700e-003	0.1068	8.3000e-004	0.1076	0.0283	7.7000e-004	0.0291		80.1755	80.1755	3.1900e-003		80.2425
Total	**0.1641**	**1.0370**	**2.1368**	**8.6500e-003**	**6.7463**	**0.0311**	**6.7774**	**1.6630**	**0.0287**	**1.6916**		**774.2074**	**774.2074**	**8.1000e-003**		**774.3775**

Mitigated Construction On-Site

	ROG	NOx	CO	SO2	Fugitive PM10	Exhaust PM10	PM10 Total	Fugitive PM2.5	Exhaust PM2.5	PM2.5 Total	Bio- CO2	NBio- CO2	Total CO2	CH4	N2O	CO2e
Category	lb/day										lb/day					
Fugitive Dust					2.7150	0.0000	2.7150	1.4904	0.0000	1.4904			0.0000			0.0000
Off-Road	1.4449	7.4230	13.5149	0.0274		0.2717	0.2717		0.2717	0.2717	0.0000	2,761.7591	2,761.7591	0.1287		2,764.4619
Total	**1.4449**	**7.4230**	**13.5149**	**0.0274**	**2.7150**	**0.2717**	**2.9867**	**1.4904**	**0.2717**	**1.7620**	**0.0000**	**2,761.7591**	**2,761.7591**	**0.1287**		**2,764.4619**

Mitigated Construction Off-Site

	ROG	NOx	CO	SO2	Fugitive PM10	Exhaust PM10	PM10 Total	Fugitive PM2.5	Exhaust PM2.5	PM2.5 Total	Bio- CO2	NBio- CO2	Total CO2	CH4	N2O	CO2e
Category	lb/day										lb/day					
Hauling	0.1418	1.0101	1.8855	7.3800e-003	6.6395	0.0303	6.6698	1.6346	0.0279	1.6625		694.0319	694.0319	4.9100e-003		694.1351
Vendor	0.0000	0.0000	0.0000	0.0000	0.0000	0.0000	0.0000	0.0000	0.0000	0.0000		0.0000	0.0000	0.0000		0.0000
Worker	0.0223	0.0268	0.2514	1.2700e-003	0.1068	8.3000e-004	0.1076	0.0283	7.7000e-004	0.0291		80.1755	80.1755	3.1900e-003		80.2425
Total	**0.1641**	**1.0370**	**2.1368**	**8.6500e-003**	**6.7463**	**0.0311**	**6.7774**	**1.6630**	**0.0287**	**1.6916**		**774.2074**	**774.2074**	**8.1000e-003**		**774.3775**

3.3 Installation - 2030

Unmitigated Construction On-Site

	ROG	NOx	CO	SO2	Fugitive PM10	Exhaust PM10	PM10 Total	Fugitive PM2.5	Exhaust PM2.5	PM2.5 Total	Bio- CO2	NBio- CO2	Total CO2	CH4	N2O	CO2e
Category	lb/day										lb/day					
Off-Road	0.3683	1.8264	3.9027	8.6800e-003		0.0378	0.0378		0.0378	0.0378		821.9927	821.9927	0.0326		822.6781

Total	**0.3683**	**1.8264**	**3.9027**	**8.6800e-003**		**0.0378**	**0.0378**		**0.0378**	**0.0378**		**821.9927**	**821.9927**	**0.0326**		**822.6781**

Unmitigated Construction Off-Site

	ROG	NOx	CO	SO2	Fugitive PM10	Exhaust PM10	PM10 Total	Fugitive PM2.5	Exhaust PM2.5	PM2.5 Total	Bio- CO2	NBio- CO2	Total CO2	CH4	N2O	CO2e
Category	lb/day										lb/day					
Hauling	0.0000	0.0000	0.0000	0.0000	0.0000	0.0000	0.0000	0.0000	0.0000	0.0000		0.0000	0.0000	0.0000		0.0000
Vendor	0.0257	0.1416	0.3789	9.3000e-004	0.0266	3.3400e-003	0.0299	7.5800e-003	3.0700e-003	0.0107		87.4890	87.4890	6.4000e-004		87.5023
Worker	0.0145	0.0173	0.1611	7.8000e-004	0.0657	5.1000e-004	0.0662	0.0174	4.7000e-004	0.0179		49.7837	49.7837	2.0200e-003		49.8262
Total	**0.0402**	**0.1589**	**0.5400**	**1.7100e-003**	**0.0923**	**3.8500e-003**	**0.0961**	**0.0250**	**3.5400e-003**	**0.0286**		**137.2727**	**137.2727**	**2.6600e-003**		**137.3285**

Mitigated Construction On-Site

	ROG	NOx	CO	SO2	Fugitive PM10	Exhaust PM10	PM10 Total	Fugitive PM2.5	Exhaust PM2.5	PM2.5 Total	Bio- CO2	NBio- CO2	Total CO2	CH4	N2O	CO2e
Category	lb/day										lb/day					
Off-Road	0.3683	1.8264	3.9027	8.6800e-003		0.0378	0.0378		0.0378	0.0378	0.0000	821.9927	821.9927	0.0326		822.6781
Total	**0.3683**	**1.8264**	**3.9027**	**8.6800e-003**		**0.0378**	**0.0378**		**0.0378**	**0.0378**	**0.0000**	**821.9927**	**821.9927**	**0.0326**		**822.6781**

Mitigated Construction Off-Site

	ROG	NOx	CO	SO2	Fugitive PM10	Exhaust PM10	PM10 Total	Fugitive PM2.5	Exhaust PM2.5	PM2.5 Total	Bio- CO2	NBio- CO2	Total CO2	CH4	N2O	CO2e
Category	lb/day										lb/day					
Hauling	0.0000	0.0000	0.0000	0.0000	0.0000	0.0000	0.0000	0.0000	0.0000	0.0000		0.0000	0.0000	0.0000		0.0000
Vendor	0.0257	0.1416	0.3789	9.3000e-004	0.0266	3.3400e-003	0.0299	7.5800e-003	3.0700e-003	0.0107		87.4890	87.4890	6.4000e-004		87.5023
Worker	0.0145	0.0173	0.1611	7.8000e-004	0.0657	5.1000e-004	0.0662	0.0174	4.7000e-004	0.0179		49.7837	49.7837	2.0200e-003		49.8262
Total	**0.0402**	**0.1589**	**0.5400**	**1.7100e-003**	**0.0923**	**3.8500e-003**	**0.0961**	**0.0250**	**3.5400e-003**	**0.0286**		**137.2727**	**137.2727**	**2.6600e-003**		**137.3285**

3.3 Installation - 2031

Unmitigated Construction On-Site

	ROG	NOx	CO	SO2	Fugitive PM10	Exhaust PM10	PM10 Total	Fugitive PM2.5	Exhaust PM2.5	PM2.5 Total	Bio- CO2	NBio- CO2	Total CO2	CH4	N2O	CO2e
Category	lb/day										lb/day					
Off-Road	0.3683	1.8264	3.9027	8.6800e-003		0.0378	0.0378		0.0378	0.0378		821.9927	821.9927	0.0326		822.6781
Total	**0.3683**	**1.8264**	**3.9027**	**8.6800e-003**		**0.0378**	**0.0378**		**0.0378**	**0.0378**		**821.9927**	**821.9927**	**0.0326**		**822.6781**

Unmitigated Construction Off-Site

	ROG	NOx	CO	SO2	Fugitive PM10	Exhaust PM10	PM10 Total	Fugitive PM2.5	Exhaust PM2.5	PM2.5 Total	Bio- CO2	NBio- CO2	Total CO2	CH4	N2O	CO2e
Category	lb/day										lb/day					

Hauling	0.0000	0.0000	0.0000	0.0000	0.0000	0.0000	0.0000	0.0000	0.0000	0.0000		0.0000	0.0000	0.0000		0.0000
Vendor	0.0254	0.1410	0.3773	9.3000e-004	0.0266	3.3400e-003	0.0299	7.5800e-003	3.0800e-003	0.0107		87.4842	87.4842	6.4000e-004		87.4976
Worker	0.0141	0.0169	0.1577	7.8000e-004	0.0657	5.1000e-004	0.0662	0.0174	4.7000e-004	0.0179		49.5412	49.5412	1.9900e-003		49.5830
Total	**0.0395**	**0.1579**	**0.5351**	**1.7100e-003**	**0.0923**	**3.8500e-003**	**0.0961**	**0.0250**	**3.5500e-003**	**0.0286**		**137.0254**	**137.0254**	**2.6300e-003**		**137.0806**

Mitigated Construction On-Site

	ROG	NOx	CO	SO2	Fugitive PM10	Exhaust PM10	PM10 Total	Fugitive PM2.5	Exhaust PM2.5	PM2.5 Total	Bio- CO2	NBio- CO2	Total CO2	CH4	N2O	CO2e
Category	lb/day										lb/day					
Off-Road	0.3683	1.8264	3.9027	8.6800e-003		0.0378	0.0378		0.0378	0.0378	0.0000	821.9927	821.9927	0.0326		822.6781
Total	**0.3683**	**1.8264**	**3.9027**	**8.6800e-003**		**0.0378**	**0.0378**		**0.0378**	**0.0378**	**0.0000**	**821.9927**	**821.9927**	**0.0326**		**822.6781**

Mitigated Construction Off-Site

	ROG	NOx	CO	SO2	Fugitive PM10	Exhaust PM10	PM10 Total	Fugitive PM2.5	Exhaust PM2.5	PM2.5 Total	Bio- CO2	NBio- CO2	Total CO2	CH4	N2O	CO2e
Category	lb/day										lb/day					
Hauling	0.0000	0.0000	0.0000	0.0000	0.0000	0.0000	0.0000	0.0000	0.0000	0.0000		0.0000	0.0000	0.0000		0.0000
Vendor	0.0254	0.1410	0.3773	9.3000e-004	0.0266	3.3400e-003	0.0299	7.5800e-003	3.0800e-003	0.0107		87.4842	87.4842	6.4000e-004		87.4976
Worker	0.0141	0.0169	0.1577	7.8000e-004	0.0657	5.1000e-004	0.0662	0.0174	4.7000e-004	0.0179		49.5412	49.5412	1.9900e-003		49.5830
Total	**0.0395**	**0.1579**	**0.5351**	**1.7100e-003**	**0.0923**	**3.8500e-003**	**0.0961**	**0.0250**	**3.5500e-003**	**0.0286**		**137.0254**	**137.0254**	**2.6300e-003**		**137.0806**

3.3 Installation - 2032

Unmitigated Construction On-Site

	ROG	NOx	CO	SO2	Fugitive PM10	Exhaust PM10	PM10 Total	Fugitive PM2.5	Exhaust PM2.5	PM2.5 Total	Bio- CO2	NBio- CO2	Total CO2	CH4	N2O	CO2e
Category	lb/day										lb/day					
Off-Road	0.3683	1.8264	3.9027	8.6800e-003		0.0378	0.0378		0.0378	0.0378		821.9927	821.9927	0.0326		822.6781
Total	**0.3683**	**1.8264**	**3.9027**	**8.6800e-003**		**0.0378**	**0.0378**		**0.0378**	**0.0378**		**821.9927**	**821.9927**	**0.0326**		**822.6781**

Unmitigated Construction Off-Site

	ROG	NOx	CO	SO2	Fugitive PM10	Exhaust PM10	PM10 Total	Fugitive PM2.5	Exhaust PM2.5	PM2.5 Total	Bio- CO2	NBio- CO2	Total CO2	CH4	N2O	CO2e
Category	lb/day										lb/day					
Hauling	0.0000	0.0000	0.0000	0.0000	0.0000	0.0000	0.0000	0.0000	0.0000	0.0000		0.0000	0.0000	0.0000		0.0000
Vendor	0.0252	0.1405	0.3761	9.3000e-004	0.0266	3.3400e-003	0.0299	7.5800e-003	3.0800e-003	0.0107		87.4804	87.4804	6.4000e-004		87.4938
Worker	0.0137	0.0165	0.1547	7.8000e-004	0.0657	5.1000e-004	0.0662	0.0174	4.7000e-004	0.0179		49.3388	49.3388	1.9600e-003		49.3800
Total	**0.0389**	**0.1571**	**0.5308**	**1.7100e-003**	**0.0923**	**3.8500e-003**	**0.0961**	**0.0250**	**3.5500e-003**	**0.0286**		**136.8191**	**136.8191**	**2.6000e-003**		**136.8737**

Mitigated Construction On-Site

	ROG	NOx	CO	SO2	Fugitive PM10	Exhaust PM10	PM10 Total	Fugitive PM2.5	Exhaust PM2.5	PM2.5 Total	Bio- CO2	NBio- CO2	Total CO2	CH4	N2O	CO2e
Category	lb/day										lb/day					
Off-Road	0.3683	1.8264	3.9027	8.6800e-003		0.0378	0.0378		0.0378	0.0378	0.0000	821.9927	821.9927	0.0326		822.6781
Total	**0.3683**	**1.8264**	**3.9027**	**8.6800e-003**		**0.0378**	**0.0378**		**0.0378**	**0.0378**	**0.0000**	**821.9927**	**821.9927**	**0.0326**		**822.6781**

Mitigated Construction Off-Site

	ROG	NOx	CO	SO2	Fugitive PM10	Exhaust PM10	PM10 Total	Fugitive PM2.5	Exhaust PM2.5	PM2.5 Total	Bio- CO2	NBio- CO2	Total CO2	CH4	N2O	CO2e
Category	lb/day										lb/day					
Hauling	0.0000	0.0000	0.0000	0.0000	0.0000	0.0000	0.0000	0.0000	0.0000	0.0000		0.0000	0.0000	0.0000		0.0000
Vendor	0.0252	0.1405	0.3761	9.3000e-004	0.0266	3.3400e-003	0.0299	7.5800e-003	3.0800e-003	0.0107		87.4804	87.4804	6.4000e-004		87.4938
Worker	0.0137	0.0165	0.1547	7.8000e-004	0.0657	5.1000e-004	0.0662	0.0174	4.7000e-004	0.0179		49.3388	49.3388	1.9600e-003		49.3800
Total	**0.0389**	**0.1571**	**0.5308**	**1.7100e-003**	**0.0923**	**3.8500e-003**	**0.0961**	**0.0250**	**3.5500e-003**	**0.0286**		**136.8191**	**136.8191**	**2.6000e-003**		**136.8737**

3.4 Paving 1 - 2030

Unmitigated Construction On-Site

	ROG	NOx	CO	SO2	Fugitive PM10	Exhaust PM10	PM10 Total	Fugitive PM2.5	Exhaust PM2.5	PM2.5 Total	Bio- CO2	NBio- CO2	Total CO2	CH4	N2O	CO2e
Category	lb/day										lb/day					
Off-Road	0.6775	3.4900	7.7596	0.0137		0.1617	0.1617		0.1617	0.1617		1,299.9933	1,299.9933	0.0609		1,301.2730

Paving	0.0000					0.0000	0.0000		0.0000	0.0000			0.0000			0.0000
Total	**0.6775**	**3.4900**	**7.7596**	**0.0137**		**0.1617**	**0.1617**		**0.1617**	**0.1617**		**1,299.9933**	**1,299.9933**	**0.0609**		**1,301.2730**

Unmitigated Construction Off-Site

	ROG	NOx	CO	SO2	Fugitive PM10	Exhaust PM10	PM10 Total	Fugitive PM2.5	Exhaust PM2.5	PM2.5 Total	Bio- CO2	NBio- CO2	Total CO2	CH4	N2O	CO2e
Category	lb/day										lb/day					
Hauling	0.0000	0.0000	0.0000	0.0000	0.0000	0.0000	0.0000	0.0000	0.0000	0.0000		0.0000	0.0000	0.0000		0.0000
Vendor	0.0000	0.0000	0.0000	0.0000	0.0000	0.0000	0.0000	0.0000	0.0000	0.0000		0.0000	0.0000	0.0000		0.0000
Worker	0.0145	0.0173	0.1611	7.8000e-004	0.0657	5.1000e-004	0.0662	0.0174	4.7000e-004	0.0179		49.7837	49.7837	2.0200e-003		49.8262
Total	**0.0145**	**0.0173**	**0.1611**	**7.8000e-004**	**0.0657**	**5.1000e-004**	**0.0662**	**0.0174**	**4.7000e-004**	**0.0179**		**49.7837**	**49.7837**	**2.0200e-003**		**49.8262**

Mitigated Construction On-Site

	ROG	NOx	CO	SO2	Fugitive PM10	Exhaust PM10	PM10 Total	Fugitive PM2.5	Exhaust PM2.5	PM2.5 Total	Bio- CO2	NBio- CO2	Total CO2	CH4	N2O	CO2e
Category	lb/day										lb/day					
Off-Road	0.6775	3.4900	7.7596	0.0137		0.1617	0.1617		0.1617	0.1617	0.0000	1,299.9933	1,299.9933	0.0609		1,301.2730
Paving	0.0000					0.0000	0.0000		0.0000	0.0000			0.0000			0.0000
Total	**0.6775**	**3.4900**	**7.7596**	**0.0137**		**0.1617**	**0.1617**		**0.1617**	**0.1617**	**0.0000**	**1,299.9933**	**1,299.9933**	**0.0609**		**1,301.2730**

Mitigated Construction Off-Site

	ROG	NOx	CO	SO2	Fugitive PM10	Exhaust PM10	PM10 Total	Fugitive PM2.5	Exhaust PM2.5	PM2.5 Total	Bio- CO2	NBio- CO2	Total CO2	CH4	N2O	CO2e
Category	lb/day										lb/day					
Hauling	0.0000	0.0000	0.0000	0.0000	0.0000	0.0000	0.0000	0.0000	0.0000	0.0000		0.0000	0.0000	0.0000		0.0000
Vendor	0.0000	0.0000	0.0000	0.0000	0.0000	0.0000	0.0000	0.0000	0.0000	0.0000		0.0000	0.0000	0.0000		0.0000
Worker	0.0145	0.0173	0.1611	7.8000e-004	0.0657	5.1000e-004	0.0662	0.0174	4.7000e-004	0.0179		49.7837	49.7837	2.0200e-003		49.8262
Total	**0.0145**	**0.0173**	**0.1611**	**7.8000e-004**	**0.0657**	**5.1000e-004**	**0.0662**	**0.0174**	**4.7000e-004**	**0.0179**		**49.7837**	**49.7837**	**2.0200e-003**		**49.8262**

3.5 Paving 2 - 2031

Unmitigated Construction On-Site

	ROG	NOx	CO	SO2	Fugitive PM10	Exhaust PM10	PM10 Total	Fugitive PM2.5	Exhaust PM2.5	PM2.5 Total	Bio- CO2	NBio- CO2	Total CO2	CH4	N2O	CO2e
Category	lb/day										lb/day					
Off-Road	0.6775	3.4900	7.7596	0.0137		0.1617	0.1617		0.1617	0.1617		1,299.9933	1,299.9933	0.0609		1,301.2730
Paving	0.0000					0.0000	0.0000		0.0000	0.0000			0.0000			0.0000
Total	**0.6775**	**3.4900**	**7.7596**	**0.0137**		**0.1617**	**0.1617**		**0.1617**	**0.1617**		**1,299.9933**	**1,299.9933**	**0.0609**		**1,301.2730**

Unmitigated Construction Off-Site

	ROG	NOx	CO	SO2	Fugitive PM10	Exhaust PM10	PM10 Total	Fugitive PM2.5	Exhaust PM2.5	PM2.5 Total	Bio- CO2	NBio- CO2	Total CO2	CH4	N2O	CO2e
Category	lb/day										lb/day					

Hauling	0.0000	0.0000	0.0000	0.0000	0.0000	0.0000	0.0000	0.0000	0.0000	0.0000		0.0000	0.0000	0.0000		0.0000
Vendor	0.0000	0.0000	0.0000	0.0000	0.0000	0.0000	0.0000	0.0000	0.0000	0.0000		0.0000	0.0000	0.0000		0.0000
Worker	0.0141	0.0169	0.1577	7.8000e-004	0.0657	5.1000e-004	0.0662	0.0174	4.7000e-004	0.0179		49.5412	49.5412	1.9900e-003		49.5830
Total	**0.0141**	**0.0169**	**0.1577**	**7.8000e-004**	**0.0657**	**5.1000e-004**	**0.0662**	**0.0174**	**4.7000e-004**	**0.0179**		**49.5412**	**49.5412**	**1.9900e-003**		**49.5830**

Mitigated Construction On-Site

	ROG	NOx	CO	SO2	Fugitive PM10	Exhaust PM10	PM10 Total	Fugitive PM2.5	Exhaust PM2.5	PM2.5 Total	Bio- CO2	NBio- CO2	Total CO2	CH4	N2O	CO2e
Category	lb/day										lb/day					
Off-Road	0.6775	3.4900	7.7596	0.0137		0.1617	0.1617		0.1617	0.1617	0.0000	1,299.9933	1,299.9933	0.0609		1,301.2730
Paving	0.0000					0.0000	0.0000		0.0000	0.0000			0.0000			0.0000
Total	**0.6775**	**3.4900**	**7.7596**	**0.0137**		**0.1617**	**0.1617**		**0.1617**	**0.1617**	**0.0000**	**1,299.9933**	**1,299.9933**	**0.0609**		**1,301.2730**

Mitigated Construction Off-Site

	ROG	NOx	CO	SO2	Fugitive PM10	Exhaust PM10	PM10 Total	Fugitive PM2.5	Exhaust PM2.5	PM2.5 Total	Bio- CO2	NBio- CO2	Total CO2	CH4	N2O	CO2e
Category	lb/day										lb/day					
Hauling	0.0000	0.0000	0.0000	0.0000	0.0000	0.0000	0.0000	0.0000	0.0000	0.0000		0.0000	0.0000	0.0000		0.0000
Vendor	0.0000	0.0000	0.0000	0.0000	0.0000	0.0000	0.0000	0.0000	0.0000	0.0000		0.0000	0.0000	0.0000		0.0000
Worker	0.0141	0.0169	0.1577	7.8000e-004	0.0657	5.1000e-004	0.0662	0.0174	4.7000e-004	0.0179		49.5412	49.5412	1.9900e-003		49.5830
Total	**0.0141**	**0.0169**	**0.1577**	**7.8000e-004**	**0.0657**	**5.1000e-004**	**0.0662**	**0.0174**	**4.7000e-004**	**0.0179**		**49.5412**	**49.5412**	**1.9900e-003**		**49.5830**

3.6 Paving 3 - 2031

Unmitigated Construction On-Site

	ROG	NOx	CO	SO2	Fugitive PM10	Exhaust PM10	PM10 Total	Fugitive PM2.5	Exhaust PM2.5	PM2.5 Total	Bio- CO2	NBio- CO2	Total CO2	CH4	N2O	CO2e
Category	lb/day										lb/day					
Off-Road	0.6775	3.4900	7.7596	0.0137		0.1617	0.1617		0.1617	0.1617		1,299.9933	1,299.9933	0.0609		1,301.2730
Paving	0.0000					0.0000	0.0000		0.0000	0.0000			0.0000			0.0000
Total	**0.6775**	**3.4900**	**7.7596**	**0.0137**		**0.1617**	**0.1617**		**0.1617**	**0.1617**		**1,299.9933**	**1,299.9933**	**0.0609**		**1,301.2730**

Unmitigated Construction Off-Site

	ROG	NOx	CO	SO2	Fugitive PM10	Exhaust PM10	PM10 Total	Fugitive PM2.5	Exhaust PM2.5	PM2.5 Total	Bio- CO2	NBio- CO2	Total CO2	CH4	N2O	CO2e
Category	lb/day										lb/day					
Hauling	0.0000	0.0000	0.0000	0.0000	0.0000	0.0000	0.0000	0.0000	0.0000	0.0000		0.0000	0.0000	0.0000		0.0000
Vendor	0.0000	0.0000	0.0000	0.0000	0.0000	0.0000	0.0000	0.0000	0.0000	0.0000		0.0000	0.0000	0.0000		0.0000
Worker	0.0141	0.0169	0.1577	7.8000e-004	0.0657	5.1000e-004	0.0662	0.0174	4.7000e-004	0.0179		49.5412	49.5412	1.9900e-003		49.5830
Total	**0.0141**	**0.0169**	**0.1577**	**7.8000e-004**	**0.0657**	**5.1000e-004**	**0.0662**	**0.0174**	**4.7000e-004**	**0.0179**		**49.5412**	**49.5412**	**1.9900e-003**		**49.5830**

Mitigated Construction On-Site

	ROG	NOx	CO	SO2	Fugitive PM10	Exhaust PM10	PM10 Total	Fugitive PM2.5	Exhaust PM2.5	PM2.5 Total	Bio- CO2	NBio- CO2	Total CO2	CH4	N2O	CO2e
Category	lb/day										lb/day					
Off-Road	0.6775	3.4900	7.7596	0.0137		0.1617	0.1617		0.1617	0.1617	0.0000	1,299.9933	1,299.9933	0.0609		1,301.2730
Paving	0.0000					0.0000	0.0000		0.0000	0.0000			0.0000			0.0000
Total	**0.6775**	**3.4900**	**7.7596**	**0.0137**		**0.1617**	**0.1617**		**0.1617**	**0.1617**	**0.0000**	**1,299.9933**	**1,299.9933**	**0.0609**		**1,301.2730**

Mitigated Construction Off-Site

	ROG	NOx	CO	SO2	Fugitive PM10	Exhaust PM10	PM10 Total	Fugitive PM2.5	Exhaust PM2.5	PM2.5 Total	Bio- CO2	NBio- CO2	Total CO2	CH4	N2O	CO2e
Category	lb/day										lb/day					
Hauling	0.0000	0.0000	0.0000	0.0000	0.0000	0.0000	0.0000	0.0000	0.0000	0.0000		0.0000	0.0000	0.0000		0.0000
Vendor	0.0000	0.0000	0.0000	0.0000	0.0000	0.0000	0.0000	0.0000	0.0000	0.0000		0.0000	0.0000	0.0000		0.0000
Worker	0.0141	0.0169	0.1577	7.8000e-004	0.0657	5.1000e-004	0.0662	0.0174	4.7000e-004	0.0179		49.5412	49.5412	1.9900e-003		49.5830
Total	**0.0141**	**0.0169**	**0.1577**	**7.8000e-004**	**0.0657**	**5.1000e-004**	**0.0662**	**0.0174**	**4.7000e-004**	**0.0179**		**49.5412**	**49.5412**	**1.9900e-003**		**49.5830**

3.7 Final Paving - 2032

Unmitigated Construction On-Site

	ROG	NOx	CO	SO2	Fugitive PM10	Exhaust PM10	PM10 Total	Fugitive PM2.5	Exhaust PM2.5	PM2.5 Total	Bio- CO2	NBio- CO2	Total CO2	CH4	N2O	CO2e
Category	lb/day										lb/day					
Off-Road	0.6775	3.4900	7.7596	0.0137		0.1617	0.1617		0.1617	0.1617		1,299.9933	1,299.9933	0.0609		1,301.2730

Paving	0.0000					0.0000	0.0000		0.0000	0.0000			0.0000			0.0000
Total	**0.6775**	**3.4900**	**7.7596**	**0.0137**		**0.1617**	**0.1617**		**0.1617**	**0.1617**		**1,299.9933**	**1,299.9933**	**0.0609**		**1,301.2730**

Unmitigated Construction Off-Site

	ROG	NOx	CO	SO2	Fugitive PM10	Exhaust PM10	PM10 Total	Fugitive PM2.5	Exhaust PM2.5	PM2.5 Total	Bio- CO2	NBio- CO2	Total CO2	CH4	N2O	CO2e
Category	lb/day										lb/day					
Hauling	0.0000	0.0000	0.0000	0.0000	0.0000	0.0000	0.0000	0.0000	0.0000	0.0000		0.0000	0.0000	0.0000		0.0000
Vendor	0.0000	0.0000	0.0000	0.0000	0.0000	0.0000	0.0000	0.0000	0.0000	0.0000		0.0000	0.0000	0.0000		0.0000
Worker	0.0137	0.0165	0.1547	7.8000e-004	0.0657	5.1000e-004	0.0662	0.0174	4.7000e-004	0.0179		49.3388	49.3388	1.9600e-003		49.3800
Total	**0.0137**	**0.0165**	**0.1547**	**7.8000e-004**	**0.0657**	**5.1000e-004**	**0.0662**	**0.0174**	**4.7000e-004**	**0.0179**		**49.3388**	**49.3388**	**1.9600e-003**		**49.3800**

Mitigated Construction On-Site

	ROG	NOx	CO	SO2	Fugitive PM10	Exhaust PM10	PM10 Total	Fugitive PM2.5	Exhaust PM2.5	PM2.5 Total	Bio- CO2	NBio- CO2	Total CO2	CH4	N2O	CO2e
Category	lb/day										lb/day					
Off-Road	0.6775	3.4900	7.7596	0.0137		0.1617	0.1617		0.1617	0.1617	0.0000	1,299.9933	1,299.9933	0.0609		1,301.2730
Paving	0.0000					0.0000	0.0000		0.0000	0.0000			0.0000			0.0000
Total	**0.6775**	**3.4900**	**7.7596**	**0.0137**		**0.1617**	**0.1617**		**0.1617**	**0.1617**	**0.0000**	**1,299.9933**	**1,299.9933**	**0.0609**		**1,301.2730**

Mitigated Construction Off-Site

	ROG	NOx	CO	SO2	Fugitive PM10	Exhaust PM10	PM10 Total	Fugitive PM2.5	Exhaust PM2.5	PM2.5 Total	Bio- CO2	NBio- CO2	Total CO2	CH4	N2O	CO2e
Category	lb/day										lb/day					
Hauling	0.0000	0.0000	0.0000	0.0000	0.0000	0.0000	0.0000	0.0000	0.0000	0.0000		0.0000	0.0000	0.0000		0.0000
Vendor	0.0000	0.0000	0.0000	0.0000	0.0000	0.0000	0.0000	0.0000	0.0000	0.0000		0.0000	0.0000	0.0000		0.0000
Worker	0.0137	0.0165	0.1547	7.8000e-004	0.0657	5.1000e-004	0.0662	0.0174	4.7000e-004	0.0179		49.3388	49.3388	1.9600e-003		49.3800
Total	**0.0137**	**0.0165**	**0.1547**	**7.8000e-004**	**0.0657**	**5.1000e-004**	**0.0662**	**0.0174**	**4.7000e-004**	**0.0179**		**49.3388**	**49.3388**	**1.9600e-003**		**49.3800**

4.0 Operational Detail - Mobile

4.1 Mitigation Measures Mobile

	ROG	NOx	CO	SO2	Fugitive PM10	Exhaust PM10	PM10 Total	Fugitive PM2.5	Exhaust PM2.5	PM2.5 Total	Bio- CO2	NBio- CO2	Total CO2	CH4	N2O	CO2e
Category	lb/day										lb/day					
Mitigated	0.0000	0.0000	0.0000	0.0000	0.0000	0.0000	0.0000	0.0000	0.0000	0.0000		0.0000	0.0000	0.0000		0.0000
Unmitigated	0.0000	0.0000	0.0000	0.0000	0.0000	0.0000	0.0000	0.0000	0.0000	0.0000		0.0000	0.0000	0.0000		0.0000

4.2 Trip Summary Information

	Average Daily Trip Rate			Unmitigated	Mitigated
Land Use	Weekday	Saturday	Sunday	Annual VMT	Annual VMT
User Defined Industrial	0.00	0.00	0.00		
Total	0.00	0.00	0.00		

4.3 Trip Type Information

	Miles			Trip %			Trip Purpose %		
Land Use	H-W or C-W	H-S or C-C	H-O or C-NW	H-W or C-W	H-S or C-C	H-O or C-NW	Primary	Diverted	Pass-by
User Defined Industrial	9.50	7.30	7.30	0.00	0.00	0.00	0	0	0

LDA	LDT1	LDT2	MDV	LHD1	LHD2	MHD	HHD	OBUS	UBUS	MCY	SBUS	MH
0.511923	0.073395	0.191568	0.130918	0.036235	0.005199	0.012665	0.023708	0.001889	0.002027	0.006511	0.000534	0.003431

5.0 Energy Detail

4.4 Fleet Mix

Historical Energy Use: N

5.1 Mitigation Measures Energy

	ROG	NOx	CO	SO2	Fugitive PM10	Exhaust PM10	PM10 Total	Fugitive PM2.5	Exhaust PM2.5	PM2.5 Total	Bio- CO2	NBio- CO2	Total CO2	CH4	N2O	CO2e
Category	lb/day										lb/day					
NaturalGas Mitigated	0.0000	0.0000	0.0000	0.0000		0.0000	0.0000		0.0000	0.0000		0.0000	0.0000	0.0000	0.0000	0.0000
NaturalGas Unmitigated	0.0000	0.0000	0.0000	0.0000		0.0000	0.0000		0.0000	0.0000		0.0000	0.0000	0.0000	0.0000	0.0000

5.2 Energy by Land Use - NaturalGas

Unmitigated

	NaturalGas Use	ROG	NOx	CO	SO2	Fugitive PM10	Exhaust PM10	PM10 Total	Fugitive PM2.5	Exhaust PM2.5	PM2.5 Total	Bio- CO2	NBio- CO2	Total CO2	CH4	N2O	CO2e

Land Use	kBTU/yr	lb/day										lb/day					
User Defined Industrial	0	0.0000	0.0000	0.0000	0.0000		0.0000	0.0000		0.0000	0.0000		0.0000	0.0000	0.0000	0.0000	0.0000
Total		**0.0000**	**0.0000**	**0.0000**	**0.0000**		**0.0000**	**0.0000**		**0.0000**	**0.0000**		**0.0000**	**0.0000**	**0.0000**	**0.0000**	**0.0000**

Mitigated

	NaturalGas Use	ROG	NOx	CO	SO2	Fugitive PM10	Exhaust PM10	PM10 Total	Fugitive PM2.5	Exhaust PM2.5	PM2.5 Total	Bio- CO2	NBio- CO2	Total CO2	CH4	N2O	CO2e
Land Use	kBTU/yr	lb/day										lb/day					
User Defined Industrial	0	0.0000	0.0000	0.0000	0.0000		0.0000	0.0000		0.0000	0.0000		0.0000	0.0000	0.0000	0.0000	0.0000
Total		**0.0000**	**0.0000**	**0.0000**	**0.0000**		**0.0000**	**0.0000**		**0.0000**	**0.0000**		**0.0000**	**0.0000**	**0.0000**	**0.0000**	**0.0000**

6.0 Area Detail

6.1 Mitigation Measures Area

	ROG	NOx	CO	SO2	Fugitive PM10	Exhaust PM10	PM10 Total	Fugitive PM2.5	Exhaust PM2.5	PM2.5 Total	Bio- CO2	NBio- CO2	Total CO2	CH4	N2O	CO2e
Category	lb/day										lb/day					
Mitigated	1.0000e-005	0.0000	1.0000e-004	0.0000		0.0000	0.0000		0.0000	0.0000		2.2000e-004	2.2000e-004	0.0000		2.3000e-004
Unmitigated	1.0000e-005	0.0000	1.0000e-004	0.0000		0.0000	0.0000		0.0000	0.0000		2.2000e-004	2.2000e-004	0.0000		2.3000e-004

6.2 Area by SubCategory

Unmitigated

	ROG	NOx	CO	SO2	Fugitive PM10	Exhaust PM10	PM10 Total	Fugitive PM2.5	Exhaust PM2.5	PM2.5 Total	Bio- CO2	NBio- CO2	Total CO2	CH4	N2O	CO2e
SubCategory	lb/day										lb/day					
Architectural Coating	0.0000					0.0000	0.0000		0.0000	0.0000			0.0000			0.0000
Consumer Products	0.0000					0.0000	0.0000		0.0000	0.0000			0.0000			0.0000
Landscaping	1.0000e-005	0.0000	1.0000e-004	0.0000		0.0000	0.0000		0.0000	0.0000		2.2000e-004	2.2000e-004	0.0000		2.3000e-004
Total	**1.0000e-005**	**0.0000**	**1.0000e-004**	**0.0000**		**0.0000**	**0.0000**		**0.0000**	**0.0000**		**2.2000e-004**	**2.2000e-004**	**0.0000**		**2.3000e-004**

Mitigated

	ROG	NOx	CO	SO2	Fugitive PM10	Exhaust PM10	PM10 Total	Fugitive PM2.5	Exhaust PM2.5	PM2.5 Total	Bio- CO2	NBio- CO2	Total CO2	CH4	N2O	CO2e
SubCategory	lb/day										lb/day					
Architectural Coating	0.0000					0.0000	0.0000		0.0000	0.0000			0.0000			0.0000
Consumer Products	0.0000					0.0000	0.0000		0.0000	0.0000			0.0000			0.0000
Landscaping	1.0000e-005	0.0000	1.0000e-004	0.0000		0.0000	0.0000		0.0000	0.0000		2.2000e-004	2.2000e-004	0.0000		2.3000e-004
Total	**1.0000e-005**	**0.0000**	**1.0000e-004**	**0.0000**		**0.0000**	**0.0000**		**0.0000**	**0.0000**		**2.2000e-004**	**2.2000e-004**	**0.0000**		**2.3000e-004**

7.0 Water Detail

7.1 Mitigation Measures Water

8.0 Waste Detail

8.1 Mitigation Measures Waste

9.0 Operational Offroad

Equipment Type	Number	Hours/Day	Days/Year	Horse Power	Load Factor	Fuel Type

10.0 Vegetation

SB AWPF Effluent Pump Station Const

San Diego Air Basin, Summer

1.0 Project Characteristics

1.1 Land Usage

Land Uses	Size	Metric	Lot Acreage	Floor Surface Area	Population
User Defined Industrial	1.00	User Defined Unit	0.00	0.00	0

1.2 Other Project Characteristics

Urbanization	Urban	**Wind Speed (m/s)**	2.6	**Precipitation Freq (Days)**	40
Climate Zone	13			**Operational Year**	2030
Utility Company	San Diego Gas & Electric				
CO2 Intensity (lb/MWhr)	720.49	**CH4 Intensity (lb/MWhr)**	0.029	**N2O Intensity (lb/MWhr)**	0.006

1.3 User Entered Comments & Non-Default Data

Project Characteristics -

Land Use -

Construction Phase - Modified

Off-road Equipment - Modified

Off-road Equipment - Modified

Off-road Equipment - Modified

Off-road Equipment - Modified

Trips and VMT - Modified

Table Name	Column Name	Default Value	New Value
tblConstructionPhase	NumDays	0.00	231.00
tblConstructionPhase	NumDays	0.00	10.00

tblConstructionPhase	NumDays	0.00	10.00
tblConstructionPhase	NumDays	0.00	10.00
tblConstructionPhase	PhaseEndDate	1/31/2031	2/2/2031
tblOffRoadEquipment	OffRoadEquipmentUnitAmount	4.00	0.00
tblOffRoadEquipment	OffRoadEquipmentUnitAmount	1.00	0.00
tblOffRoadEquipment	OffRoadEquipmentUnitAmount	1.00	0.00
tblOffRoadEquipment	OffRoadEquipmentUnitAmount	2.00	1.00
tblOffRoadEquipment	OffRoadEquipmentUnitAmount	1.00	0.00
tblOffRoadEquipment	OffRoadEquipmentUnitAmount	2.00	1.00
tblOffRoadEquipment	OffRoadEquipmentUnitAmount	2.00	1.00
tblOffRoadEquipment	OffRoadEquipmentUnitAmount	1.00	0.00
tblProjectCharacteristics	OperationalYear	2014	2030
tblTripsAndVMT	HaulingTripNumber	0.00	100.00
tblTripsAndVMT	VendorTripNumber	0.00	4.00
tblTripsAndVMT	VendorTripNumber	0.00	2.00
tblTripsAndVMT	WorkerTripNumber	0.00	8.00

2.0 Emissions Summary

2.1 Overall Construction (Maximum Daily Emission)

Unmitigated Construction

	ROG	NOx	CO	SO2	Fugitive PM10	Exhaust PM10	PM10 Total	Fugitive PM2.5	Exhaust PM2.5	PM2.5 Total	Bio- CO2	NBio- CO2	Total CO2	CH4	N2O	CO2e
Year	lb/day										lb/day					
2030	1.0350	6.2611	14.0957	0.0247	6.0897	0.1378	6.2275	3.3287	0.1375	3.4662	0.0000	2,245.6909	2,245.6909	0.0919	0.0000	2,247.6203
2031	1.0345	6.2604	14.0916	0.0247	0.0790	0.1492	0.2149	0.0212	0.1492	0.1666	0.0000	2,245.4322	2,245.4322	0.0919	0.0000	2,247.3610
Total	**2.0695**	**12.5215**	**28.1872**	**0.0494**	**6.1687**	**0.2870**	**6.4424**	**3.3499**	**0.2866**	**3.6328**	**0.0000**	**4,491.1231**	**4,491.1231**	**0.1837**	**0.0000**	**4,494.9814**

Mitigated Construction

	ROG	NOx	CO	SO2	Fugitive PM10	Exhaust PM10	PM10 Total	Fugitive PM2.5	Exhaust PM2.5	PM2.5 Total	Bio- CO2	NBio- CO2	Total CO2	CH4	N2O	CO2e
Year	lb/day										lb/day					
2030	1.0350	6.2611	14.0957	0.0247	6.0897	0.1378	6.2275	3.3287	0.1375	3.4662	0.0000	2,245.6909	2,245.6909	0.0919	0.0000	2,247.6203
2031	1.0345	6.2604	14.0916	0.0247	0.0790	0.1492	0.2149	0.0212	0.1492	0.1666	0.0000	2,245.4322	2,245.4322	0.0919	0.0000	2,247.3610
Total	**2.0695**	**12.5215**	**28.1872**	**0.0494**	**6.1687**	**0.2870**	**6.4424**	**3.3499**	**0.2866**	**3.6328**	**0.0000**	**4,491.1231**	**4,491.1231**	**0.1837**	**0.0000**	**4,494.9814**

	ROG	**NOx**	**CO**	**SO2**	**Fugitive PM10**	**Exhaust PM10**	**PM10 Total**	**Fugitive PM2.5**	**Exhaust PM2.5**	**PM2.5 Total**	**Bio- CO2**	**NBio-CO2**	**Total CO2**	**CH4**	**N20**	**CO2e**
Percent Reduction	**0.00**	**0.00**	**0.00**	**0.00**	**0.00**	**0.00**	**0.00**	**0.00**	**0.00**	**0.00**	**0.00**	**0.00**	**0.00**	**0.00**	**0.00**	**0.00**

2.2 Overall Operational

Unmitigated Operational

	ROG	NOx	CO	SO2	Fugitive PM10	Exhaust PM10	PM10 Total	Fugitive PM2.5	Exhaust PM2.5	PM2.5 Total	Bio- CO2	NBio- CO2	Total CO2	CH4	N2O	CO2e
Category	lb/day										lb/day					
Area	1.0000e-005	0.0000	1.0000e-004	0.0000		0.0000	0.0000		0.0000	0.0000		2.2000e-004	2.2000e-004	0.0000		2.3000e-004
Energy	0.0000	0.0000	0.0000	0.0000		0.0000	0.0000		0.0000	0.0000		0.0000	0.0000	0.0000	0.0000	0.0000
Mobile	0.0000	0.0000	0.0000	0.0000	0.0000	0.0000	0.0000	0.0000	0.0000	0.0000		0.0000	0.0000	0.0000		0.0000
Total	**1.0000e-005**	**0.0000**	**1.0000e-004**	**0.0000**	**0.0000**	**0.0000**	**0.0000**	**0.0000**	**0.0000**	**0.0000**		**2.2000e-004**	**2.2000e-004**	**0.0000**	**0.0000**	**2.3000e-004**

Mitigated Operational

	ROG	NOx	CO	SO2	Fugitive PM10	Exhaust PM10	PM10 Total	Fugitive PM2.5	Exhaust PM2.5	PM2.5 Total	Bio- CO2	NBio- CO2	Total CO2	CH4	N2O	CO2e
Category	lb/day										lb/day					
Area	1.0000e-005	0.0000	1.0000e-004	0.0000		0.0000	0.0000		0.0000	0.0000		2.2000e-004	2.2000e-004	0.0000		2.3000e-004
Energy	0.0000	0.0000	0.0000	0.0000		0.0000	0.0000		0.0000	0.0000		0.0000	0.0000	0.0000	0.0000	0.0000
Mobile	0.0000	0.0000	0.0000	0.0000	0.0000	0.0000	0.0000	0.0000	0.0000	0.0000		0.0000	0.0000	0.0000		0.0000
Total	**1.0000e-005**	**0.0000**	**1.0000e-004**	**0.0000**	**0.0000**	**0.0000**	**0.0000**	**0.0000**	**0.0000**	**0.0000**		**2.2000e-004**	**2.2000e-004**	**0.0000**	**0.0000**	**2.3000e-004**

	ROG	**NOx**	**CO**	**SO2**	**Fugitive PM10**	**Exhaust PM10**	**PM10 Total**	**Fugitive PM2.5**	**Exhaust PM2.5**	**PM2.5 Total**	**Bio- CO2**	**NBio-CO2**	**Total CO2**	**CH4**	**N20**	**CO2e**
Percent Reduction	**0.00**	**0.00**	**0.00**	**0.00**	**0.00**	**0.00**	**0.00**	**0.00**	**0.00**	**0.00**	**0.00**	**0.00**	**0.00**	**0.00**	**0.00**	**0.00**

3.0 Construction Detail

Construction Phase

Phase Number	Phase Name	Phase Type	Start Date	End Date	Num Days Week	Num Days	Phase Description
1	Site Preparation	Site Preparation	2/15/2030	2/28/2030	5	10	
2	Grading	Grading	3/1/2030	3/14/2030	5	10	
3	Building Construction	Building Construction	3/15/2030	2/2/2031	5	231	
4	Paving	Paving	2/3/2031	2/14/2031	5	10	

Acres of Grading (Site Preparation Phase): 0

Acres of Grading (Grading Phase): 0

Acres of Paving: 0

Residential Indoor: 0; Residential Outdoor: 0; Non-Residential Indoor: 0; Non-Residential Outdoor: 0 (Architectural Coating – sqft)

OffRoad Equipment

Phase Name	Offroad Equipment Type	Amount	Usage Hours	Horse Power	Load Factor
Site Preparation	Graders	0	8.00	174	0.41
Site Preparation	Rubber Tired Dozers	1	8.00	255	0.40
Site Preparation	Tractors/Loaders/Backhoes	1	8.00	97	0.37
Grading	Concrete/Industrial Saws	0	8.00	81	0.73
Grading	Rubber Tired Dozers	1	1.00	255	0.40
Grading	Tractors/Loaders/Backhoes	1	6.00	97	0.37
Building Construction	Cranes	0	4.00	226	0.29
Building Construction	Excavators	1	8.00	162	0.38
Building Construction	Forklifts	1	6.00	89	0.20
Building Construction	Pumps	1	8.00	84	0.74
Building Construction	Tractors/Loaders/Backhoes	1	8.00	97	0.37
Building Construction	Welders	2	8.00	46	0.45
Paving	Cement and Mortar Mixers	0	6.00	9	0.56
Paving	Pavers	1	7.00	125	0.42
Paving	Paving Equipment	1	8.00	130	0.36
Paving	Rollers	1	7.00	80	0.38
Paving	Tractors/Loaders/Backhoes	0	7.00	97	0.37

Trips and VMT

Phase Name	Offroad Equipment Count	Worker Trip Number	Vendor Trip Number	Hauling Trip Number	Worker Trip Length	Vendor Trip Length	Hauling Trip Length	Worker Vehicle Class	Vendor Vehicle Class	Hauling Vehicle Class
Site Preparation	2	5.00	4.00	0.00	10.80	7.30	20.00	LD_Mix	HDT_Mix	HHDT
Grading	2	5.00	0.00	100.00	10.80	7.30	20.00	LD_Mix	HDT_Mix	HHDT
Building Construction	6	8.00	2.00	0.00	10.80	7.30	20.00	LD_Mix	HDT_Mix	HHDT
Paving	3	8.00	0.00	0.00	10.80	7.30	20.00	LD_Mix	HDT_Mix	HHDT

3.1 Mitigation Measures Construction

3.2 Site Preparation - 2030

Unmitigated Construction On-Site

	ROG	NOx	CO	SO2	Fugitive PM10	Exhaust PM10	PM10 Total	Fugitive PM2.5	Exhaust PM2.5	PM2.5 Total	Bio- CO2	NBio- CO2	Total CO2	CH4	N2O	CO2e
Category	lb/day										lb/day					
Fugitive Dust					6.0221	0.0000	6.0221	3.3102	0.0000	3.3102			0.0000			0.0000
Off-Road	0.7514	4.0107	4.8656	0.0128		0.1341	0.1341		0.1341	0.1341		1,382.0823	1,382.0823	0.0674		1,383.4969
Total	**0.7514**	**4.0107**	**4.8656**	**0.0128**	**6.0221**	**0.1341**	**6.1562**	**3.3102**	**0.1341**	**3.4444**		**1,382.0823**	**1,382.0823**	**0.0674**		**1,383.4969**

Unmitigated Construction Off-Site

	ROG	NOx	CO	SO2	Fugitive PM10	Exhaust PM10	PM10 Total	Fugitive PM2.5	Exhaust PM2.5	PM2.5 Total	Bio- CO2	NBio- CO2	Total CO2	CH4	N2O	CO2e
Category	lb/day										lb/day					
Hauling	0.0000	0.0000	0.0000	0.0000	0.0000	0.0000	0.0000	0.0000	0.0000	0.0000		0.0000	0.0000	0.0000		0.0000
Vendor	0.0233	0.1391	0.2797	9.4000e-004	0.0266	3.3200e-003	0.0299	7.5800e-003	3.0500e-003	0.0106		88.1753	88.1753	6.1000e-004		88.1882
Worker	8.6300e-003	9.6900e-003	0.1071	5.2000e-004	0.0411	3.2000e-004	0.0414	0.0109	2.9000e-004	0.0112		33.1600	33.1600	1.2600e-003		33.1866
Total	**0.0320**	**0.1488**	**0.3868**	**1.4600e-003**	**0.0676**	**3.6400e-003**	**0.0713**	**0.0185**	**3.3400e-003**	**0.0218**		**121.3354**	**121.3354**	**1.8700e-003**		**121.3748**

Mitigated Construction On-Site

	ROG	NOx	CO	SO2	Fugitive PM10	Exhaust PM10	PM10 Total	Fugitive PM2.5	Exhaust PM2.5	PM2.5 Total	Bio- CO2	NBio- CO2	Total CO2	CH4	N2O	CO2e
Category	lb/day										lb/day					
Fugitive Dust					6.0221	0.0000	6.0221	3.3102	0.0000	3.3102			0.0000			0.0000
Off-Road	0.7514	4.0107	4.8656	0.0128		0.1341	0.1341		0.1341	0.1341	0.0000	1,382.0823	1,382.0823	0.0674		1,383.4969
Total	**0.7514**	**4.0107**	**4.8656**	**0.0128**	**6.0221**	**0.1341**	**6.1562**	**3.3102**	**0.1341**	**3.4444**	**0.0000**	**1,382.0823**	**1,382.0823**	**0.0674**		**1,383.4969**

Mitigated Construction Off-Site

	ROG	NOx	CO	SO2	Fugitive PM10	Exhaust PM10	PM10 Total	Fugitive PM2.5	Exhaust PM2.5	PM2.5 Total	Bio- CO2	NBio- CO2	Total CO2	CH4	N2O	CO2e
Category	lb/day										lb/day					
Hauling	0.0000	0.0000	0.0000	0.0000	0.0000	0.0000	0.0000	0.0000	0.0000	0.0000		0.0000	0.0000	0.0000		0.0000
Vendor	0.0233	0.1391	0.2797	9.4000e-004	0.0266	3.3200e-003	0.0299	7.5800e-003	3.0500e-003	0.0106		88.1753	88.1753	6.1000e-004		88.1882
Worker	8.6300e-003	9.6900e-003	0.1071	5.2000e-004	0.0411	3.2000e-004	0.0414	0.0109	2.9000e-004	0.0112		33.1600	33.1600	1.2600e-003		33.1866
Total	**0.0320**	**0.1488**	**0.3868**	**1.4600e-003**	**0.0676**	**3.6400e-003**	**0.0713**	**0.0185**	**3.3400e-003**	**0.0218**		**121.3354**	**121.3354**	**1.8700e-003**		**121.3748**

3.3 Grading - 2030

Unmitigated Construction On-Site

	ROG	NOx	CO	SO2	Fugitive PM10	Exhaust PM10	PM10 Total	Fugitive PM2.5	Exhaust PM2.5	PM2.5 Total	Bio- CO2	NBio- CO2	Total CO2	CH4	N2O	CO2e
Category	lb/day										lb/day					
Fugitive Dust					0.7528	0.0000	0.7528	0.4138	0.0000	0.4138			0.0000			0.0000

Off-Road	0.2015	1.1438	2.0740	3.9700e-003		0.0286	0.0286		0.0286	0.0286		397.5905	397.5905	0.0179		397.9667
Total	**0.2015**	**1.1438**	**2.0740**	**3.9700e-003**	**0.7528**	**0.0286**	**0.7814**	**0.4138**	**0.0286**	**0.4424**		**397.5905**	**397.5905**	**0.0179**		**397.9667**

Unmitigated Construction Off-Site

	ROG	NOx	CO	SO2	Fugitive PM10	Exhaust PM10	PM10 Total	Fugitive PM2.5	Exhaust PM2.5	PM2.5 Total	Bio- CO2	NBio- CO2	Total CO2	CH4	N2O	CO2e
Category	lb/day										lb/day					
Hauling	0.1353	0.9862	1.4829	7.3900e-003	0.1743	0.0302	0.2045	0.0477	0.0278	0.0755		695.5214	695.5214	4.8200e-003		695.6226
Vendor	0.0000	0.0000	0.0000	0.0000	0.0000	0.0000	0.0000	0.0000	0.0000	0.0000		0.0000	0.0000	0.0000		0.0000
Worker	8.6300e-003	9.6900e-003	0.1071	5.2000e-004	0.0411	3.2000e-004	0.0414	0.0109	2.9000e-004	0.0112		33.1600	33.1600	1.2600e-003		33.1866
Total	**0.1439**	**0.9959**	**1.5900**	**7.9100e-003**	**0.2154**	**0.0305**	**0.2459**	**0.0586**	**0.0281**	**0.0867**		**728.6814**	**728.6814**	**6.0800e-003**		**728.8091**

Mitigated Construction On-Site

	ROG	NOx	CO	SO2	Fugitive PM10	Exhaust PM10	PM10 Total	Fugitive PM2.5	Exhaust PM2.5	PM2.5 Total	Bio- CO2	NBio- CO2	Total CO2	CH4	N2O	CO2e
Category	lb/day										lb/day					
Fugitive Dust					0.7528	0.0000	0.7528	0.4138	0.0000	0.4138			0.0000			0.0000
Off-Road	0.2015	1.1438	2.0740	3.9700e-003		0.0286	0.0286		0.0286	0.0286	0.0000	397.5905	397.5905	0.0179		397.9667
Total	**0.2015**	**1.1438**	**2.0740**	**3.9700e-003**	**0.7528**	**0.0286**	**0.7814**	**0.4138**	**0.0286**	**0.4424**	**0.0000**	**397.5905**	**397.5905**	**0.0179**		**397.9667**

Mitigated Construction Off-Site

	ROG	NOx	CO	SO2	Fugitive PM10	Exhaust PM10	PM10 Total	Fugitive PM2.5	Exhaust PM2.5	PM2.5 Total	Bio- CO2	NBio- CO2	Total CO2	CH4	N2O	CO2e
Category	lb/day										lb/day					
Hauling	0.1353	0.9862	1.4829	7.3900e-003	0.1743	0.0302	0.2045	0.0477	0.0278	0.0755		695.5214	695.5214	4.8200e-003		695.6226
Vendor	0.0000	0.0000	0.0000	0.0000	0.0000	0.0000	0.0000	0.0000	0.0000	0.0000		0.0000	0.0000	0.0000		0.0000
Worker	8.6300e-003	9.6900e-003	0.1071	5.2000e-004	0.0411	3.2000e-004	0.0414	0.0109	2.9000e-004	0.0112		33.1600	33.1600	1.2600e-003		33.1866
Total	**0.1439**	**0.9959**	**1.5900**	**7.9100e-003**	**0.2154**	**0.0305**	**0.2459**	**0.0586**	**0.0281**	**0.0867**		**728.6814**	**728.6814**	**6.0800e-003**		**728.8091**

3.4 Building Construction - 2030

Unmitigated Construction On-Site

	ROG	NOx	CO	SO2	Fugitive PM10	Exhaust PM10	PM10 Total	Fugitive PM2.5	Exhaust PM2.5	PM2.5 Total	Bio- CO2	NBio- CO2	Total CO2	CH4	N2O	CO2e
Category	lb/day										lb/day					
Off-Road	1.0095	6.1760	13.7845	0.0234		0.1212	0.1212		0.1212	0.1212		2,148.5471	2,148.5471	0.0896		2,150.4277
Total	**1.0095**	**6.1760**	**13.7845**	**0.0234**		**0.1212**	**0.1212**		**0.1212**	**0.1212**		**2,148.5471**	**2,148.5471**	**0.0896**		**2,150.4277**

Unmitigated Construction Off-Site

	ROG	NOx	CO	SO2	Fugitive PM10	Exhaust PM10	PM10 Total	Fugitive PM2.5	Exhaust PM2.5	PM2.5 Total	Bio- CO2	NBio- CO2	Total CO2	CH4	N2O	CO2e
Category	lb/day										lb/day					

Hauling	0.0000	0.0000	0.0000	0.0000	0.0000	0.0000	0.0000	0.0000	0.0000	0.0000		0.0000	0.0000	0.0000		0.0000
Vendor	0.0117	0.0696	0.1399	4.7000e-004	0.0133	1.6600e-003	0.0149	3.7900e-003	1.5200e-003	5.3100e-003		44.0877	44.0877	3.1000e-004		44.0941
Worker	0.0138	0.0155	0.1713	8.3000e-004	0.0657	5.1000e-004	0.0662	0.0174	4.7000e-004	0.0179		53.0561	53.0561	2.0200e-003		53.0985
Total	**0.0255**	**0.0851**	**0.3112**	**1.3000e-003**	**0.0790**	**2.1700e-003**	**0.0812**	**0.0212**	**1.9900e-003**	**0.0232**		**97.1437**	**97.1437**	**2.3300e-003**		**97.1926**

Mitigated Construction On-Site

	ROG	NOx	CO	SO2	Fugitive PM10	Exhaust PM10	PM10 Total	Fugitive PM2.5	Exhaust PM2.5	PM2.5 Total	Bio- CO2	NBio- CO2	Total CO2	CH4	N2O	CO2e
Category	lb/day										lb/day					
Off-Road	1.0095	6.1760	13.7845	0.0234		0.1212	0.1212		0.1212	0.1212	0.0000	2,148.5471	2,148.5471	0.0896		2,150.4277
Total	**1.0095**	**6.1760**	**13.7845**	**0.0234**		**0.1212**	**0.1212**		**0.1212**	**0.1212**	**0.0000**	**2,148.5471**	**2,148.5471**	**0.0896**		**2,150.4277**

Mitigated Construction Off-Site

	ROG	NOx	CO	SO2	Fugitive PM10	Exhaust PM10	PM10 Total	Fugitive PM2.5	Exhaust PM2.5	PM2.5 Total	Bio- CO2	NBio- CO2	Total CO2	CH4	N2O	CO2e
Category	lb/day										lb/day					
Hauling	0.0000	0.0000	0.0000	0.0000	0.0000	0.0000	0.0000	0.0000	0.0000	0.0000		0.0000	0.0000	0.0000		0.0000
Vendor	0.0117	0.0696	0.1399	4.7000e-004	0.0133	1.6600e-003	0.0149	3.7900e-003	1.5200e-003	5.3100e-003		44.0877	44.0877	3.1000e-004		44.0941
Worker	0.0138	0.0155	0.1713	8.3000e-004	0.0657	5.1000e-004	0.0662	0.0174	4.7000e-004	0.0179		53.0561	53.0561	2.0200e-003		53.0985
Total	**0.0255**	**0.0851**	**0.3112**	**1.3000e-003**	**0.0790**	**2.1700e-003**	**0.0812**	**0.0212**	**1.9900e-003**	**0.0232**		**97.1437**	**97.1437**	**2.3300e-003**		**97.1926**

3.4 Building Construction - 2031

Unmitigated Construction On-Site

	ROG	NOx	CO	SO2	Fugitive PM10	Exhaust PM10	PM10 Total	Fugitive PM2.5	Exhaust PM2.5	PM2.5 Total	Bio- CO2	NBio- CO2	Total CO2	CH4	N2O	CO2e
Category	lb/day										lb/day					
Off-Road	1.0095	6.1760	13.7845	0.0234		0.1212	0.1212		0.1212	0.1212		2,148.5471	2,148.5471	0.0896		2,150.4277
Total	**1.0095**	**6.1760**	**13.7845**	**0.0234**		**0.1212**	**0.1212**		**0.1212**	**0.1212**		**2,148.5471**	**2,148.5471**	**0.0896**		**2,150.4277**

Unmitigated Construction Off-Site

	ROG	NOx	CO	SO2	Fugitive PM10	Exhaust PM10	PM10 Total	Fugitive PM2.5	Exhaust PM2.5	PM2.5 Total	Bio- CO2	NBio- CO2	Total CO2	CH4	N2O	CO2e
Category	lb/day										lb/day					
Hauling	0.0000	0.0000	0.0000	0.0000	0.0000	0.0000	0.0000	0.0000	0.0000	0.0000		0.0000	0.0000	0.0000		0.0000
Vendor	0.0116	0.0693	0.1392	4.7000e-004	0.0133	1.6600e-003	0.0149	3.7900e-003	1.5300e-003	5.3100e-003		44.0853	44.0853	3.1000e-004		44.0918
Worker	0.0134	0.0151	0.1678	8.3000e-004	0.0657	5.1000e-004	0.0662	0.0174	4.7000e-004	0.0179		52.7997	52.7997	1.9900e-003		52.8415
Total	**0.0250**	**0.0844**	**0.3071**	**1.3000e-003**	**0.0790**	**2.1700e-003**	**0.0812**	**0.0212**	**2.0000e-003**	**0.0232**		**96.8851**	**96.8851**	**2.3000e-003**		**96.9333**

Mitigated Construction On-Site

	ROG	NOx	CO	SO2	Fugitive PM10	Exhaust PM10	PM10 Total	Fugitive PM2.5	Exhaust PM2.5	PM2.5 Total	Bio- CO2	NBio- CO2	Total CO2	CH4	N2O	CO2e
Category	lb/day										lb/day					
Off-Road	1.0095	6.1760	13.7845	0.0234		0.1212	0.1212		0.1212	0.1212	0.0000	2,148.5471	2,148.5471	0.0896		2,150.4277
Total	**1.0095**	**6.1760**	**13.7845**	**0.0234**		**0.1212**	**0.1212**		**0.1212**	**0.1212**	**0.0000**	**2,148.5471**	**2,148.5471**	**0.0896**		**2,150.4277**

Mitigated Construction Off-Site

	ROG	NOx	CO	SO2	Fugitive PM10	Exhaust PM10	PM10 Total	Fugitive PM2.5	Exhaust PM2.5	PM2.5 Total	Bio- CO2	NBio- CO2	Total CO2	CH4	N2O	CO2e
Category	lb/day										lb/day					
Hauling	0.0000	0.0000	0.0000	0.0000	0.0000	0.0000	0.0000	0.0000	0.0000	0.0000		0.0000	0.0000	0.0000		0.0000
Vendor	0.0116	0.0693	0.1392	4.7000e-004	0.0133	1.6600e-003	0.0149	3.7900e-003	1.5300e-003	5.3100e-003		44.0853	44.0853	3.1000e-004		44.0918
Worker	0.0134	0.0151	0.1678	8.3000e-004	0.0657	5.1000e-004	0.0662	0.0174	4.7000e-004	0.0179		52.7997	52.7997	1.9900e-003		52.8415
Total	**0.0250**	**0.0844**	**0.3071**	**1.3000e-003**	**0.0790**	**2.1700e-003**	**0.0812**	**0.0212**	**2.0000e-003**	**0.0232**		**96.8851**	**96.8851**	**2.3000e-003**		**96.9333**

3.5 Paving - 2031

Unmitigated Construction On-Site

	ROG	NOx	CO	SO2	Fugitive PM10	Exhaust PM10	PM10 Total	Fugitive PM2.5	Exhaust PM2.5	PM2.5 Total	Bio- CO2	NBio- CO2	Total CO2	CH4	N2O	CO2e
Category	lb/day										lb/day					
Off-Road	0.6227	3.1944	7.1307	0.0126		0.1487	0.1487		0.1487	0.1487		1,196.1292	1,196.1292	0.0560		1,197.3052

Paving	0.0000					0.0000	0.0000		0.0000	0.0000			0.0000			0.0000
Total	**0.6227**	**3.1944**	**7.1307**	**0.0126**		**0.1487**	**0.1487**		**0.1487**	**0.1487**		**1,196.1292**	**1,196.1292**	**0.0560**		**1,197.3052**

Unmitigated Construction Off-Site

	ROG	NOx	CO	SO2	Fugitive PM10	Exhaust PM10	PM10 Total	Fugitive PM2.5	Exhaust PM2.5	PM2.5 Total	Bio- CO2	NBio- CO2	Total CO2	CH4	N2O	CO2e
Category	lb/day										lb/day					
Hauling	0.0000	0.0000	0.0000	0.0000	0.0000	0.0000	0.0000	0.0000	0.0000	0.0000		0.0000	0.0000	0.0000		0.0000
Vendor	0.0000	0.0000	0.0000	0.0000	0.0000	0.0000	0.0000	0.0000	0.0000	0.0000		0.0000	0.0000	0.0000		0.0000
Worker	0.0134	0.0151	0.1678	8.3000e-004	0.0657	5.1000e-004	0.0662	0.0174	4.7000e-004	0.0179		52.7997	52.7997	1.9900e-003		52.8415
Total	**0.0134**	**0.0151**	**0.1678**	**8.3000e-004**	**0.0657**	**5.1000e-004**	**0.0662**	**0.0174**	**4.7000e-004**	**0.0179**		**52.7997**	**52.7997**	**1.9900e-003**		**52.8415**

Mitigated Construction On-Site

	ROG	NOx	CO	SO2	Fugitive PM10	Exhaust PM10	PM10 Total	Fugitive PM2.5	Exhaust PM2.5	PM2.5 Total	Bio- CO2	NBio- CO2	Total CO2	CH4	N2O	CO2e
Category	lb/day										lb/day					
Off-Road	0.6227	3.1944	7.1307	0.0126		0.1487	0.1487		0.1487	0.1487	0.0000	1,196.1292	1,196.1292	0.0560		1,197.3052
Paving	0.0000					0.0000	0.0000		0.0000	0.0000			0.0000			0.0000
Total	**0.6227**	**3.1944**	**7.1307**	**0.0126**		**0.1487**	**0.1487**		**0.1487**	**0.1487**	**0.0000**	**1,196.1292**	**1,196.1292**	**0.0560**		**1,197.3052**

Mitigated Construction Off-Site

	ROG	NOx	CO	SO2	Fugitive PM10	Exhaust PM10	PM10 Total	Fugitive PM2.5	Exhaust PM2.5	PM2.5 Total	Bio- CO2	NBio- CO2	Total CO2	CH4	N2O	CO2e
Category	lb/day										lb/day					
Hauling	0.0000	0.0000	0.0000	0.0000	0.0000	0.0000	0.0000	0.0000	0.0000	0.0000		0.0000	0.0000	0.0000		0.0000
Vendor	0.0000	0.0000	0.0000	0.0000	0.0000	0.0000	0.0000	0.0000	0.0000	0.0000		0.0000	0.0000	0.0000		0.0000
Worker	0.0134	0.0151	0.1678	8.3000e-004	0.0657	5.1000e-004	0.0662	0.0174	4.7000e-004	0.0179		52.7997	52.7997	1.9900e-003		52.8415
Total	**0.0134**	**0.0151**	**0.1678**	**8.3000e-004**	**0.0657**	**5.1000e-004**	**0.0662**	**0.0174**	**4.7000e-004**	**0.0179**		**52.7997**	**52.7997**	**1.9900e-003**		**52.8415**

4.0 Operational Detail - Mobile

4.1 Mitigation Measures Mobile

	ROG	NOx	CO	SO2	Fugitive PM10	Exhaust PM10	PM10 Total	Fugitive PM2.5	Exhaust PM2.5	PM2.5 Total	Bio- CO2	NBio- CO2	Total CO2	CH4	N2O	CO2e
Category	lb/day										lb/day					
Mitigated	0.0000	0.0000	0.0000	0.0000	0.0000	0.0000	0.0000	0.0000	0.0000	0.0000		0.0000	0.0000	0.0000		0.0000
Unmitigated	0.0000	0.0000	0.0000	0.0000	0.0000	0.0000	0.0000	0.0000	0.0000	0.0000		0.0000	0.0000	0.0000		0.0000

4.2 Trip Summary Information

	Average Daily Trip Rate			Unmitigated	Mitigated
Land Use	Weekday	Saturday	Sunday	Annual VMT	Annual VMT
User Defined Industrial	0.00	0.00	0.00		
Total	0.00	0.00	0.00		

4.3 Trip Type Information

	Miles			Trip %			Trip Purpose %		
Land Use	H-W or C-W	H-S or C-C	H-O or C-NW	H-W or C-W	H-S or C-C	H-O or C-NW	Primary	Diverted	Pass-by
User Defined Industrial	9.50	7.30	7.30	0.00	0.00	0.00	0	0	0

LDA	LDT1	LDT2	MDV	LHD1	LHD2	MHD	HHD	OBUS	UBUS	MCY	SBUS	MH
0.511899	0.073785	0.191337	0.129949	0.036287	0.005233	0.012831	0.024351	0.001922	0.001998	0.006506	0.000492	0.003409

5.0 Energy Detail

4.4 Fleet Mix

Historical Energy Use: N

5.1 Mitigation Measures Energy

	ROG	NOx	CO	SO2	Fugitive PM10	Exhaust PM10	PM10 Total	Fugitive PM2.5	Exhaust PM2.5	PM2.5 Total	Bio- CO2	NBio- CO2	Total CO2	CH4	N2O	CO2e
Category	lb/day										lb/day					
NaturalGas Mitigated	0.0000	0.0000	0.0000	0.0000		0.0000	0.0000		0.0000	0.0000		0.0000	0.0000	0.0000	0.0000	0.0000
NaturalGas Unmitigated	0.0000	0.0000	0.0000	0.0000		0.0000	0.0000		0.0000	0.0000		0.0000	0.0000	0.0000	0.0000	0.0000

5.2 Energy by Land Use - NaturalGas

Unmitigated

	NaturalGas Use	ROG	NOx	CO	SO2	Fugitive PM10	Exhaust PM10	PM10 Total	Fugitive PM2.5	Exhaust PM2.5	PM2.5 Total	Bio- CO2	NBio- CO2	Total CO2	CH4	N2O	CO2e

Land Use	kBTU/yr	lb/day										lb/day					
User Defined Industrial	0	0.0000	0.0000	0.0000	0.0000		0.0000	0.0000		0.0000	0.0000		0.0000	0.0000	0.0000	0.0000	0.0000
Total		**0.0000**	**0.0000**	**0.0000**	**0.0000**		**0.0000**	**0.0000**		**0.0000**	**0.0000**		**0.0000**	**0.0000**	**0.0000**	**0.0000**	**0.0000**

Mitigated

	NaturalGas Use	ROG	NOx	CO	SO2	Fugitive PM10	Exhaust PM10	PM10 Total	Fugitive PM2.5	Exhaust PM2.5	PM2.5 Total	Bio- CO2	NBio- CO2	Total CO2	CH4	N2O	CO2e
Land Use	kBTU/yr	lb/day										lb/day					
User Defined Industrial	0	0.0000	0.0000	0.0000	0.0000		0.0000	0.0000		0.0000	0.0000		0.0000	0.0000	0.0000	0.0000	0.0000
Total		**0.0000**	**0.0000**	**0.0000**	**0.0000**		**0.0000**	**0.0000**		**0.0000**	**0.0000**		**0.0000**	**0.0000**	**0.0000**	**0.0000**	**0.0000**

6.0 Area Detail

6.1 Mitigation Measures Area

	ROG	NOx	CO	SO2	Fugitive PM10	Exhaust PM10	PM10 Total	Fugitive PM2.5	Exhaust PM2.5	PM2.5 Total	Bio- CO2	NBio- CO2	Total CO2	CH4	N2O	CO2e
Category	lb/day										lb/day					
Mitigated	1.0000e-005	0.0000	1.0000e-004	0.0000		0.0000	0.0000		0.0000	0.0000		2.2000e-004	2.2000e-004	0.0000		2.3000e-004
Unmitigated	1.0000e-005	0.0000	1.0000e-004	0.0000		0.0000	0.0000		0.0000	0.0000		2.2000e-004	2.2000e-004	0.0000		2.3000e-004

6.2 Area by SubCategory

Unmitigated

	ROG	NOx	CO	SO2	Fugitive PM10	Exhaust PM10	PM10 Total	Fugitive PM2.5	Exhaust PM2.5	PM2.5 Total	Bio- CO2	NBio- CO2	Total CO2	CH4	N2O	CO2e
SubCategory	lb/day										lb/day					
Architectural Coating	0.0000					0.0000	0.0000		0.0000	0.0000			0.0000			0.0000
Consumer Products	0.0000					0.0000	0.0000		0.0000	0.0000			0.0000			0.0000
Landscaping	1.0000e-005	0.0000	1.0000e-004	0.0000		0.0000	0.0000		0.0000	0.0000		2.2000e-004	2.2000e-004	0.0000		2.3000e-004
Total	**1.0000e-005**	**0.0000**	**1.0000e-004**	**0.0000**		**0.0000**	**0.0000**		**0.0000**	**0.0000**		**2.2000e-004**	**2.2000e-004**	**0.0000**		**2.3000e-004**

Mitigated

	ROG	NOx	CO	SO2	Fugitive PM10	Exhaust PM10	PM10 Total	Fugitive PM2.5	Exhaust PM2.5	PM2.5 Total	Bio- CO2	NBio- CO2	Total CO2	CH4	N2O	CO2e
SubCategory	lb/day										lb/day					
Architectural Coating	0.0000					0.0000	0.0000		0.0000	0.0000			0.0000			0.0000
Consumer Products	0.0000					0.0000	0.0000		0.0000	0.0000			0.0000			0.0000
Landscaping	1.0000e-005	0.0000	1.0000e-004	0.0000		0.0000	0.0000		0.0000	0.0000		2.2000e-004	2.2000e-004	0.0000		2.3000e-004
Total	**1.0000e-005**	**0.0000**	**1.0000e-004**	**0.0000**		**0.0000**	**0.0000**		**0.0000**	**0.0000**		**2.2000e-004**	**2.2000e-004**	**0.0000**		**2.3000e-004**

7.0 Water Detail

7.1 Mitigation Measures Water

8.0 Waste Detail

8.1 Mitigation Measures Waste

9.0 Operational Offroad

Equipment Type	Number	Hours/Day	Days/Year	Horse Power	Load Factor	Fuel Type

10.0 Vegetation

SB WRP Influent Pump Station Const

San Diego Air Basin, Summer

1.0 Project Characteristics

1.1 Land Usage

Land Uses	Size	Metric	Lot Acreage	Floor Surface Area	Population
User Defined Industrial	1.00	User Defined Unit	0.00	0.00	0

1.2 Other Project Characteristics

Urbanization	Urban	**Wind Speed (m/s)**	2.6	**Precipitation Freq (Days)**	40
Climate Zone	13			**Operational Year**	2030
Utility Company	San Diego Gas & Electric				
CO2 Intensity (lb/MWhr)	720.49	**CH4 Intensity (lb/MWhr)**	0.029	**N2O Intensity (lb/MWhr)**	0.006

1.3 User Entered Comments & Non-Default Data

Project Characteristics -

Land Use -

Construction Phase - Modified

Off-road Equipment - Modified

Off-road Equipment - Modified

Off-road Equipment - Modified

Off-road Equipment - Modified

Trips and VMT - Modified

Table Name	Column Name	Default Value	New Value
tblConstructionPhase	NumDays	0.00	482.00
tblConstructionPhase	NumDays	0.00	10.00

tblConstructionPhase	NumDays	0.00	10.00
tblConstructionPhase	NumDays	0.00	10.00
tblOffRoadEquipment	OffRoadEquipmentUnitAmount	4.00	0.00
tblOffRoadEquipment	OffRoadEquipmentUnitAmount	1.00	0.00
tblOffRoadEquipment	OffRoadEquipmentUnitAmount	1.00	0.00
tblOffRoadEquipment	OffRoadEquipmentUnitAmount	2.00	1.00
tblOffRoadEquipment	OffRoadEquipmentUnitAmount	1.00	0.00
tblOffRoadEquipment	OffRoadEquipmentUnitAmount	2.00	1.00
tblOffRoadEquipment	OffRoadEquipmentUnitAmount	2.00	1.00
tblOffRoadEquipment	OffRoadEquipmentUnitAmount	1.00	0.00
tblProjectCharacteristics	OperationalYear	2014	2030
tblTripsAndVMT	HaulingTripNumber	0.00	100.00
tblTripsAndVMT	VendorTripNumber	0.00	4.00
tblTripsAndVMT	VendorTripNumber	0.00	2.00
tblTripsAndVMT	WorkerTripNumber	0.00	8.00

2.0 Emissions Summary

2.1 Overall Construction (Maximum Daily Emission)

Unmitigated Construction

	ROG	NOx	CO	SO2	Fugitive PM10	Exhaust PM10	PM10 Total	Fugitive PM2.5	Exhaust PM2.5	PM2.5 Total	Bio- CO2	NBio- CO2	Total CO2	CH4	N2O	CO2e
Year	lb/day										lb/day					
2029	1.1204	8.3977	13.7571	0.0226	6.0897	0.3332	6.4184	3.3287	0.3211	3.6311	0.0000	2,061.5177	2,061.5177	0.3783	0.0000	2,069.4628
2030	1.0350	6.2611	14.0957	0.0247	0.0790	0.1234	0.2024	0.0212	0.1232	0.1445	0.0000	2,245.6909	2,245.6909	0.0919	0.0000	2,247.6203
2031	1.0345	6.2604	14.0916	0.0247	0.0790	0.1492	0.2149	0.0212	0.1492	0.1666	0.0000	2,245.4322	2,245.4322	0.0919	0.0000	2,247.3610
Total	**3.1898**	**20.9192**	**41.9443**	**0.0720**	**6.2477**	**0.6058**	**6.8357**	**3.3711**	**0.5935**	**3.9422**	**0.0000**	**6,552.6407**	**6,552.6407**	**0.5621**	**0.0000**	**6,564.4441**

Mitigated Construction

	ROG	NOx	CO	SO2	Fugitive PM10	Exhaust PM10	PM10 Total	Fugitive PM2.5	Exhaust PM2.5	PM2.5 Total	Bio- CO2	NBio- CO2	Total CO2	CH4	N2O	CO2e
Year	lb/day										lb/day					
2029	1.1204	8.3977	13.7571	0.0226	6.0897	0.3332	6.4184	3.3287	0.3211	3.6311	0.0000	2,061.5177	2,061.5177	0.3783	0.0000	2,069.4628
2030	1.0350	6.2611	14.0957	0.0247	0.0790	0.1234	0.2024	0.0212	0.1232	0.1445	0.0000	2,245.6909	2,245.6909	0.0919	0.0000	2,247.6203
2031	1.0345	6.2604	14.0916	0.0247	0.0790	0.1492	0.2149	0.0212	0.1492	0.1666	0.0000	2,245.4322	2,245.4322	0.0919	0.0000	2,247.3610
Total	**3.1898**	**20.9192**	**41.9443**	**0.0720**	**6.2477**	**0.6058**	**6.8357**	**3.3711**	**0.5935**	**3.9422**	**0.0000**	**6,552.6407**	**6,552.6407**	**0.5621**	**0.0000**	**6,564.4441**

	ROG	**NOx**	**CO**	**SO2**	**Fugitive PM10**	**Exhaust PM10**	**PM10 Total**	**Fugitive PM2.5**	**Exhaust PM2.5**	**PM2.5 Total**	**Bio- CO2**	**NBio-CO2**	**Total CO2**	**CH4**	**N20**	**CO2e**
Percent Reduction	**0.00**	**0.00**	**0.00**	**0.00**	**0.00**	**0.00**	**0.00**	**0.00**	**0.00**	**0.00**	**0.00**	**0.00**	**0.00**	**0.00**	**0.00**	**0.00**

2.2 Overall Operational

Unmitigated Operational

	ROG	NOx	CO	SO2	Fugitive PM10	Exhaust PM10	PM10 Total	Fugitive PM2.5	Exhaust PM2.5	PM2.5 Total	Bio- CO2	NBio- CO2	Total CO2	CH4	N2O	CO2e
Category	lb/day										lb/day					
Area	1.0000e-005	0.0000	1.0000e-004	0.0000		0.0000	0.0000		0.0000	0.0000		2.2000e-004	2.2000e-004	0.0000		2.3000e-004
Energy	0.0000	0.0000	0.0000	0.0000		0.0000	0.0000		0.0000	0.0000		0.0000	0.0000	0.0000	0.0000	0.0000
Mobile	0.0000	0.0000	0.0000	0.0000	0.0000	0.0000	0.0000	0.0000	0.0000	0.0000		0.0000	0.0000	0.0000		0.0000
Total	**1.0000e-005**	**0.0000**	**1.0000e-004**	**0.0000**	**0.0000**	**0.0000**	**0.0000**	**0.0000**	**0.0000**	**0.0000**		**2.2000e-004**	**2.2000e-004**	**0.0000**	**0.0000**	**2.3000e-004**

Mitigated Operational

	ROG	NOx	CO	SO2	Fugitive PM10	Exhaust PM10	PM10 Total	Fugitive PM2.5	Exhaust PM2.5	PM2.5 Total	Bio- CO2	NBio- CO2	Total CO2	CH4	N2O	CO2e
Category	lb/day										lb/day					
Area	1.0000e-005	0.0000	1.0000e-004	0.0000		0.0000	0.0000		0.0000	0.0000		2.2000e-004	2.2000e-004	0.0000		2.3000e-004
Energy	0.0000	0.0000	0.0000	0.0000		0.0000	0.0000		0.0000	0.0000		0.0000	0.0000	0.0000	0.0000	0.0000
Mobile	0.0000	0.0000	0.0000	0.0000	0.0000	0.0000	0.0000	0.0000	0.0000	0.0000		0.0000	0.0000	0.0000		0.0000
Total	**1.0000e-005**	**0.0000**	**1.0000e-004**	**0.0000**	**0.0000**	**0.0000**	**0.0000**	**0.0000**	**0.0000**	**0.0000**		**2.2000e-004**	**2.2000e-004**	**0.0000**	**0.0000**	**2.3000e-004**

	ROG	**NOx**	**CO**	**SO2**	**Fugitive PM10**	**Exhaust PM10**	**PM10 Total**	**Fugitive PM2.5**	**Exhaust PM2.5**	**PM2.5 Total**	**Bio- CO2**	**NBio-CO2**	**Total CO2**	**CH4**	**N20**	**CO2e**
Percent Reduction	**0.00**	**0.00**	**0.00**	**0.00**	**0.00**	**0.00**	**0.00**	**0.00**	**0.00**	**0.00**	**0.00**	**0.00**	**0.00**	**0.00**	**0.00**	**0.00**

3.0 Construction Detail

Construction Phase

Phase Number	Phase Name	Phase Type	Start Date	End Date	Num Days Week	Num Days	Phase Description
1	Site Preparation	Site Preparation	11/15/2029	11/28/2029	5	10	
2	Grading	Grading	11/29/2029	12/12/2029	5	10	
3	Building Construction	Building Construction	12/13/2029	10/17/2031	5	482	
4	Paving	Paving	10/18/2031	10/31/2031	5	10	

Acres of Grading (Site Preparation Phase): 0

Acres of Grading (Grading Phase): 0

Acres of Paving: 0

Residential Indoor: 0; Residential Outdoor: 0; Non-Residential Indoor: 0; Non-Residential Outdoor: 0 (Architectural Coating – sqft)

OffRoad Equipment

Phase Name	Offroad Equipment Type	Amount	Usage Hours	Horse Power	Load Factor
Site Preparation	Graders	0	8.00	174	0.41
Site Preparation	Rubber Tired Dozers	1	8.00	255	0.40
Site Preparation	Tractors/Loaders/Backhoes	1	8.00	97	0.37
Grading	Concrete/Industrial Saws	0	8.00	81	0.73
Grading	Rubber Tired Dozers	1	1.00	255	0.40
Grading	Tractors/Loaders/Backhoes	1	6.00	97	0.37
Building Construction	Cranes	0	4.00	226	0.29
Building Construction	Excavators	1	8.00	162	0.38
Building Construction	Forklifts	1	6.00	89	0.20
Building Construction	Pumps	1	8.00	84	0.74
Building Construction	Tractors/Loaders/Backhoes	1	8.00	97	0.37
Building Construction	Welders	2	8.00	46	0.45
Paving	Cement and Mortar Mixers	0	6.00	9	0.56
Paving	Pavers	1	7.00	125	0.42
Paving	Paving Equipment	1	8.00	130	0.36
Paving	Rollers	1	7.00	80	0.38
Paving	Tractors/Loaders/Backhoes	0	7.00	97	0.37

Trips and VMT

Phase Name	Offroad Equipment Count	Worker Trip Number	Vendor Trip Number	Hauling Trip Number	Worker Trip Length	Vendor Trip Length	Hauling Trip Length	Worker Vehicle Class	Vendor Vehicle Class	Hauling Vehicle Class
Site Preparation	2	5.00	4.00	0.00	10.80	7.30	20.00	LD_Mix	HDT_Mix	HHDT
Grading	2	5.00	0.00	100.00	10.80	7.30	20.00	LD_Mix	HDT_Mix	HHDT
Building Construction	6	8.00	2.00	0.00	10.80	7.30	20.00	LD_Mix	HDT_Mix	HHDT
Paving	3	8.00	0.00	0.00	10.80	7.30	20.00	LD_Mix	HDT_Mix	HHDT

3.1 Mitigation Measures Construction

3.2 Site Preparation - 2029

Unmitigated Construction On-Site

	ROG	NOx	CO	SO2	Fugitive PM10	Exhaust PM10	PM10 Total	Fugitive PM2.5	Exhaust PM2.5	PM2.5 Total	Bio- CO2	NBio- CO2	Total CO2	CH4	N2O	CO2e
Category	lb/day										lb/day					
Fugitive Dust					6.0221	0.0000	6.0221	3.3102	0.0000	3.3102			0.0000			0.0000
Off-Road	0.7921	7.3969	7.5527	0.0120		0.3251	0.3251		0.2991	0.2991		1,163.9281	1,163.9281	0.3764		1,171.8333
Total	**0.7921**	**7.3969**	**7.5527**	**0.0120**	**6.0221**	**0.3251**	**6.3472**	**3.3102**	**0.2991**	**3.6093**		**1,163.9281**	**1,163.9281**	**0.3764**		**1,171.8333**

Unmitigated Construction Off-Site

	ROG	NOx	CO	SO2	Fugitive PM10	Exhaust PM10	PM10 Total	Fugitive PM2.5	Exhaust PM2.5	PM2.5 Total	Bio- CO2	NBio- CO2	Total CO2	CH4	N2O	CO2e
Category	lb/day										lb/day					
Hauling	0.0000	0.0000	0.0000	0.0000	0.0000	0.0000	0.0000	0.0000	0.0000	0.0000		0.0000	0.0000	0.0000		0.0000
Vendor	0.0236	0.1398	0.2816	9.4000e-004	0.0266	3.3100e-003	0.0299	7.5800e-003	3.0500e-003	0.0106		88.1653	88.1653	6.1000e-004		88.1782
Worker	8.9100e-003	9.9600e-003	0.1098	5.2000e-004	0.0411	3.2000e-004	0.0414	0.0109	2.9000e-004	0.0112		33.3509	33.3509	1.2900e-003		33.3779
Total	**0.0325**	**0.1498**	**0.3914**	**1.4600e-003**	**0.0676**	**3.6300e-003**	**0.0713**	**0.0185**	**3.3400e-003**	**0.0218**		**121.5162**	**121.5162**	**1.9000e-003**		**121.5561**

Mitigated Construction On-Site

	ROG	NOx	CO	SO2	Fugitive PM10	Exhaust PM10	PM10 Total	Fugitive PM2.5	Exhaust PM2.5	PM2.5 Total	Bio- CO2	NBio- CO2	Total CO2	CH4	N2O	CO2e
Category	lb/day										lb/day					
Fugitive Dust					6.0221	0.0000	6.0221	3.3102	0.0000	3.3102			0.0000			0.0000
Off-Road	0.7921	7.3969	7.5527	0.0120		0.3251	0.3251		0.2991	0.2991	0.0000	1,163.9281	1,163.9281	0.3764		1,171.8333
Total	**0.7921**	**7.3969**	**7.5527**	**0.0120**	**6.0221**	**0.3251**	**6.3472**	**3.3102**	**0.2991**	**3.6093**	**0.0000**	**1,163.9281**	**1,163.9281**	**0.3764**		**1,171.8333**

Mitigated Construction Off-Site

	ROG	NOx	CO	SO2	Fugitive PM10	Exhaust PM10	PM10 Total	Fugitive PM2.5	Exhaust PM2.5	PM2.5 Total	Bio- CO2	NBio- CO2	Total CO2	CH4	N2O	CO2e
Category	lb/day										lb/day					
Hauling	0.0000	0.0000	0.0000	0.0000	0.0000	0.0000	0.0000	0.0000	0.0000	0.0000		0.0000	0.0000	0.0000		0.0000
Vendor	0.0236	0.1398	0.2816	9.4000e-004	0.0266	3.3100e-003	0.0299	7.5800e-003	3.0500e-003	0.0106		88.1653	88.1653	6.1000e-004		88.1782
Worker	8.9100e-003	9.9600e-003	0.1098	5.2000e-004	0.0411	3.2000e-004	0.0414	0.0109	2.9000e-004	0.0112		33.3509	33.3509	1.2900e-003		33.3779
Total	**0.0325**	**0.1498**	**0.3914**	**1.4600e-003**	**0.0676**	**3.6300e-003**	**0.0713**	**0.0185**	**3.3400e-003**	**0.0218**		**121.5162**	**121.5162**	**1.9000e-003**		**121.5561**

3.3 Grading - 2029

Unmitigated Construction On-Site

	ROG	NOx	CO	SO2	Fugitive PM10	Exhaust PM10	PM10 Total	Fugitive PM2.5	Exhaust PM2.5	PM2.5 Total	Bio- CO2	NBio- CO2	Total CO2	CH4	N2O	CO2e
Category	lb/day										lb/day					
Fugitive Dust					0.7528	0.0000	0.7528	0.4138	0.0000	0.4138			0.0000			0.0000

Off-Road	0.1816	1.7590	2.3376	3.4500e-003		0.0744	0.0744		0.0685	0.0685		334.2759	334.2759	0.1081		336.5463
Total	**0.1816**	**1.7590**	**2.3376**	**3.4500e-003**	**0.7528**	**0.0744**	**0.8272**	**0.4138**	**0.0685**	**0.4823**		**334.2759**	**334.2759**	**0.1081**		**336.5463**

Unmitigated Construction Off-Site

	ROG	NOx	CO	SO2	Fugitive PM10	Exhaust PM10	PM10 Total	Fugitive PM2.5	Exhaust PM2.5	PM2.5 Total	Bio- CO2	NBio- CO2	Total CO2	CH4	N2O	CO2e
Category	lb/day										lb/day					
Hauling	0.1359	0.9911	1.4860	7.3900e-003	0.1743	0.0302	0.2045	0.0477	0.0278	0.0755		695.4599	695.4599	4.8200e-003		695.5611
Vendor	0.0000	0.0000	0.0000	0.0000	0.0000	0.0000	0.0000	0.0000	0.0000	0.0000		0.0000	0.0000	0.0000		0.0000
Worker	8.9100e-003	9.9600e-003	0.1098	5.2000e-004	0.0411	3.2000e-004	0.0414	0.0109	2.9000e-004	0.0112		33.3509	33.3509	1.2900e-003		33.3779
Total	**0.1449**	**1.0010**	**1.5958**	**7.9100e-003**	**0.2154**	**0.0305**	**0.2459**	**0.0586**	**0.0281**	**0.0867**		**728.8107**	**728.8107**	**6.1100e-003**		**728.9389**

Mitigated Construction On-Site

	ROG	NOx	CO	SO2	Fugitive PM10	Exhaust PM10	PM10 Total	Fugitive PM2.5	Exhaust PM2.5	PM2.5 Total	Bio- CO2	NBio- CO2	Total CO2	CH4	N2O	CO2e
Category	lb/day										lb/day					
Fugitive Dust					0.7528	0.0000	0.7528	0.4138	0.0000	0.4138			0.0000			0.0000
Off-Road	0.1816	1.7590	2.3376	3.4500e-003		0.0744	0.0744		0.0685	0.0685	0.0000	334.2759	334.2759	0.1081		336.5463
Total	**0.1816**	**1.7590**	**2.3376**	**3.4500e-003**	**0.7528**	**0.0744**	**0.8272**	**0.4138**	**0.0685**	**0.4823**	**0.0000**	**334.2759**	**334.2759**	**0.1081**		**336.5463**

Mitigated Construction Off-Site

	ROG	NOx	CO	SO2	Fugitive PM10	Exhaust PM10	PM10 Total	Fugitive PM2.5	Exhaust PM2.5	PM2.5 Total	Bio- CO2	NBio- CO2	Total CO2	CH4	N2O	CO2e
Category	lb/day										lb/day					
Hauling	0.1359	0.9911	1.4860	7.3900e-003	0.1743	0.0302	0.2045	0.0477	0.0278	0.0755		695.4599	695.4599	4.8200e-003		695.5611
Vendor	0.0000	0.0000	0.0000	0.0000	0.0000	0.0000	0.0000	0.0000	0.0000	0.0000		0.0000	0.0000	0.0000		0.0000
Worker	8.9100e-003	9.9600e-003	0.1098	5.2000e-004	0.0411	3.2000e-004	0.0414	0.0109	2.9000e-004	0.0112		33.3509	33.3509	1.2900e-003		33.3779
Total	**0.1449**	**1.0010**	**1.5958**	**7.9100e-003**	**0.2154**	**0.0305**	**0.2459**	**0.0586**	**0.0281**	**0.0867**		**728.8107**	**728.8107**	**6.1100e-003**		**728.9389**

3.4 Building Construction - 2029

Unmitigated Construction On-Site

	ROG	NOx	CO	SO2	Fugitive PM10	Exhaust PM10	PM10 Total	Fugitive PM2.5	Exhaust PM2.5	PM2.5 Total	Bio- CO2	NBio- CO2	Total CO2	CH4	N2O	CO2e
Category	lb/day										lb/day					
Off-Road	1.0943	8.3118	13.4406	0.0213		0.3310	0.3310		0.3191	0.3191		1,964.0737	1,964.0737	0.3642		1,971.7210
Total	**1.0943**	**8.3118**	**13.4406**	**0.0213**		**0.3310**	**0.3310**		**0.3191**	**0.3191**		**1,964.0737**	**1,964.0737**	**0.3642**		**1,971.7210**

Unmitigated Construction Off-Site

	ROG	NOx	CO	SO2	Fugitive PM10	Exhaust PM10	PM10 Total	Fugitive PM2.5	Exhaust PM2.5	PM2.5 Total	Bio- CO2	NBio- CO2	Total CO2	CH4	N2O	CO2e
Category	lb/day										lb/day					

Hauling	0.0000	0.0000	0.0000	0.0000	0.0000	0.0000	0.0000	0.0000	0.0000	0.0000		0.0000	0.0000	0.0000		0.0000
Vendor	0.0118	0.0699	0.1408	4.7000e-004	0.0133	1.6600e-003	0.0149	3.7900e-003	1.5200e-003	5.3100e-003		44.0827	44.0827	3.1000e-004		44.0891
Worker	0.0143	0.0159	0.1757	8.3000e-004	0.0657	5.1000e-004	0.0662	0.0174	4.7000e-004	0.0179		53.3614	53.3614	2.0600e-003		53.4046
Total	**0.0261**	**0.0859**	**0.3165**	**1.3000e-003**	**0.0790**	**2.1700e-003**	**0.0812**	**0.0212**	**1.9900e-003**	**0.0232**		**97.4440**	**97.4440**	**2.3700e-003**		**97.4937**

Mitigated Construction On-Site

	ROG	NOx	CO	SO2	Fugitive PM10	Exhaust PM10	PM10 Total	Fugitive PM2.5	Exhaust PM2.5	PM2.5 Total	Bio- CO2	NBio- CO2	Total CO2	CH4	N2O	CO2e
Category	lb/day										lb/day					
Off-Road	1.0943	8.3118	13.4406	0.0213		0.3310	0.3310		0.3191	0.3191	0.0000	1,964.0737	1,964.0737	0.3642		1,971.7210
Total	**1.0943**	**8.3118**	**13.4406**	**0.0213**		**0.3310**	**0.3310**		**0.3191**	**0.3191**	**0.0000**	**1,964.0737**	**1,964.0737**	**0.3642**		**1,971.7210**

Mitigated Construction Off-Site

	ROG	NOx	CO	SO2	Fugitive PM10	Exhaust PM10	PM10 Total	Fugitive PM2.5	Exhaust PM2.5	PM2.5 Total	Bio- CO2	NBio- CO2	Total CO2	CH4	N2O	CO2e
Category	lb/day										lb/day					
Hauling	0.0000	0.0000	0.0000	0.0000	0.0000	0.0000	0.0000	0.0000	0.0000	0.0000		0.0000	0.0000	0.0000		0.0000
Vendor	0.0118	0.0699	0.1408	4.7000e-004	0.0133	1.6600e-003	0.0149	3.7900e-003	1.5200e-003	5.3100e-003		44.0827	44.0827	3.1000e-004		44.0891
Worker	0.0143	0.0159	0.1757	8.3000e-004	0.0657	5.1000e-004	0.0662	0.0174	4.7000e-004	0.0179		53.3614	53.3614	2.0600e-003		53.4046
Total	**0.0261**	**0.0859**	**0.3165**	**1.3000e-003**	**0.0790**	**2.1700e-003**	**0.0812**	**0.0212**	**1.9900e-003**	**0.0232**		**97.4440**	**97.4440**	**2.3700e-003**		**97.4937**

3.4 Building Construction - 2030

Unmitigated Construction On-Site

	ROG	NOx	CO	SO2	Fugitive PM10	Exhaust PM10	PM10 Total	Fugitive PM2.5	Exhaust PM2.5	PM2.5 Total	Bio- CO2	NBio- CO2	Total CO2	CH4	N2O	CO2e
Category	lb/day										lb/day					
Off-Road	1.0095	6.1760	13.7845	0.0234		0.1212	0.1212		0.1212	0.1212		2,148.5471	2,148.5471	0.0896		2,150.4277
Total	**1.0095**	**6.1760**	**13.7845**	**0.0234**		**0.1212**	**0.1212**		**0.1212**	**0.1212**		**2,148.5471**	**2,148.5471**	**0.0896**		**2,150.4277**

Unmitigated Construction Off-Site

	ROG	NOx	CO	SO2	Fugitive PM10	Exhaust PM10	PM10 Total	Fugitive PM2.5	Exhaust PM2.5	PM2.5 Total	Bio- CO2	NBio- CO2	Total CO2	CH4	N2O	CO2e
Category	lb/day										lb/day					
Hauling	0.0000	0.0000	0.0000	0.0000	0.0000	0.0000	0.0000	0.0000	0.0000	0.0000		0.0000	0.0000	0.0000		0.0000
Vendor	0.0117	0.0696	0.1399	4.7000e-004	0.0133	1.6600e-003	0.0149	3.7900e-003	1.5200e-003	5.3100e-003		44.0877	44.0877	3.1000e-004		44.0941
Worker	0.0138	0.0155	0.1713	8.3000e-004	0.0657	5.1000e-004	0.0662	0.0174	4.7000e-004	0.0179		53.0561	53.0561	2.0200e-003		53.0985
Total	**0.0255**	**0.0851**	**0.3112**	**1.3000e-003**	**0.0790**	**2.1700e-003**	**0.0812**	**0.0212**	**1.9900e-003**	**0.0232**		**97.1437**	**97.1437**	**2.3300e-003**		**97.1926**

Mitigated Construction On-Site

	ROG	NOx	CO	SO2	Fugitive PM10	Exhaust PM10	PM10 Total	Fugitive PM2.5	Exhaust PM2.5	PM2.5 Total	Bio- CO2	NBio- CO2	Total CO2	CH4	N2O	CO2e
Category	lb/day										lb/day					
Off-Road	1.0095	6.1760	13.7845	0.0234		0.1212	0.1212		0.1212	0.1212	0.0000	2,148.5471	2,148.5471	0.0896		2,150.4277
Total	**1.0095**	**6.1760**	**13.7845**	**0.0234**		**0.1212**	**0.1212**		**0.1212**	**0.1212**	**0.0000**	**2,148.5471**	**2,148.5471**	**0.0896**		**2,150.4277**

Mitigated Construction Off-Site

	ROG	NOx	CO	SO2	Fugitive PM10	Exhaust PM10	PM10 Total	Fugitive PM2.5	Exhaust PM2.5	PM2.5 Total	Bio- CO2	NBio- CO2	Total CO2	CH4	N2O	CO2e
Category	lb/day										lb/day					
Hauling	0.0000	0.0000	0.0000	0.0000	0.0000	0.0000	0.0000	0.0000	0.0000	0.0000		0.0000	0.0000	0.0000		0.0000
Vendor	0.0117	0.0696	0.1399	4.7000e-004	0.0133	1.6600e-003	0.0149	3.7900e-003	1.5200e-003	5.3100e-003		44.0877	44.0877	3.1000e-004		44.0941
Worker	0.0138	0.0155	0.1713	8.3000e-004	0.0657	5.1000e-004	0.0662	0.0174	4.7000e-004	0.0179		53.0561	53.0561	2.0200e-003		53.0985
Total	**0.0255**	**0.0851**	**0.3112**	**1.3000e-003**	**0.0790**	**2.1700e-003**	**0.0812**	**0.0212**	**1.9900e-003**	**0.0232**		**97.1437**	**97.1437**	**2.3300e-003**		**97.1926**

3.4 Building Construction - 2031

Unmitigated Construction On-Site

	ROG	NOx	CO	SO2	Fugitive PM10	Exhaust PM10	PM10 Total	Fugitive PM2.5	Exhaust PM2.5	PM2.5 Total	Bio- CO2	NBio- CO2	Total CO2	CH4	N2O	CO2e
Category	lb/day										lb/day					
Off-Road	1.0095	6.1760	13.7845	0.0234		0.1212	0.1212		0.1212	0.1212		2,148.5471	2,148.5471	0.0896		2,150.4277

Total	**1.0095**	**6.1760**	**13.7845**	**0.0234**		**0.1212**	**0.1212**		**0.1212**	**0.1212**		**2,148.5471**	**2,148.5471**	**0.0896**		**2,150.4277**

Unmitigated Construction Off-Site

	ROG	NOx	CO	SO2	Fugitive PM10	Exhaust PM10	PM10 Total	Fugitive PM2.5	Exhaust PM2.5	PM2.5 Total	Bio- CO2	NBio- CO2	Total CO2	CH4	N2O	CO2e
Category	lb/day										lb/day					
Hauling	0.0000	0.0000	0.0000	0.0000	0.0000	0.0000	0.0000	0.0000	0.0000	0.0000		0.0000	0.0000	0.0000		0.0000
Vendor	0.0116	0.0693	0.1392	4.7000e-004	0.0133	1.6600e-003	0.0149	3.7900e-003	1.5300e-003	5.3100e-003		44.0853	44.0853	3.1000e-004		44.0918
Worker	0.0134	0.0151	0.1678	8.3000e-004	0.0657	5.1000e-004	0.0662	0.0174	4.7000e-004	0.0179		52.7997	52.7997	1.9900e-003		52.8415
Total	**0.0250**	**0.0844**	**0.3071**	**1.3000e-003**	**0.0790**	**2.1700e-003**	**0.0812**	**0.0212**	**2.0000e-003**	**0.0232**		**96.8851**	**96.8851**	**2.3000e-003**		**96.9333**

Mitigated Construction On-Site

	ROG	NOx	CO	SO2	Fugitive PM10	Exhaust PM10	PM10 Total	Fugitive PM2.5	Exhaust PM2.5	PM2.5 Total	Bio- CO2	NBio- CO2	Total CO2	CH4	N2O	CO2e
Category	lb/day										lb/day					
Off-Road	1.0095	6.1760	13.7845	0.0234		0.1212	0.1212		0.1212	0.1212	0.0000	2,148.5471	2,148.5471	0.0896		2,150.4277
Total	**1.0095**	**6.1760**	**13.7845**	**0.0234**		**0.1212**	**0.1212**		**0.1212**	**0.1212**	**0.0000**	**2,148.5471**	**2,148.5471**	**0.0896**		**2,150.4277**

Mitigated Construction Off-Site

	ROG	NOx	CO	SO2	Fugitive PM10	Exhaust PM10	PM10 Total	Fugitive PM2.5	Exhaust PM2.5	PM2.5 Total	Bio- CO2	NBio- CO2	Total CO2	CH4	N2O	CO2e
Category	lb/day										lb/day					
Hauling	0.0000	0.0000	0.0000	0.0000	0.0000	0.0000	0.0000	0.0000	0.0000	0.0000		0.0000	0.0000	0.0000		0.0000
Vendor	0.0116	0.0693	0.1392	4.7000e-004	0.0133	1.6600e-003	0.0149	3.7900e-003	1.5300e-003	5.3100e-003		44.0853	44.0853	3.1000e-004		44.0918
Worker	0.0134	0.0151	0.1678	8.3000e-004	0.0657	5.1000e-004	0.0662	0.0174	4.7000e-004	0.0179		52.7997	52.7997	1.9900e-003		52.8415
Total	**0.0250**	**0.0844**	**0.3071**	**1.3000e-003**	**0.0790**	**2.1700e-003**	**0.0812**	**0.0212**	**2.0000e-003**	**0.0232**		**96.8851**	**96.8851**	**2.3000e-003**		**96.9333**

3.5 Paving - 2031

Unmitigated Construction On-Site

	ROG	NOx	CO	SO2	Fugitive PM10	Exhaust PM10	PM10 Total	Fugitive PM2.5	Exhaust PM2.5	PM2.5 Total	Bio- CO2	NBio- CO2	Total CO2	CH4	N2O	CO2e
Category	lb/day										lb/day					
Off-Road	0.6227	3.1944	7.1307	0.0126		0.1487	0.1487		0.1487	0.1487		1,196.1292	1,196.1292	0.0560		1,197.3052
Paving	0.0000					0.0000	0.0000		0.0000	0.0000			0.0000			0.0000
Total	**0.6227**	**3.1944**	**7.1307**	**0.0126**		**0.1487**	**0.1487**		**0.1487**	**0.1487**		**1,196.1292**	**1,196.1292**	**0.0560**		**1,197.3052**

Unmitigated Construction Off-Site

	ROG	NOx	CO	SO2	Fugitive PM10	Exhaust PM10	PM10 Total	Fugitive PM2.5	Exhaust PM2.5	PM2.5 Total	Bio- CO2	NBio- CO2	Total CO2	CH4	N2O	CO2e
Category	lb/day										lb/day					

Hauling	0.0000	0.0000	0.0000	0.0000	0.0000	0.0000	0.0000	0.0000	0.0000	0.0000		0.0000	0.0000	0.0000		0.0000
Vendor	0.0000	0.0000	0.0000	0.0000	0.0000	0.0000	0.0000	0.0000	0.0000	0.0000		0.0000	0.0000	0.0000		0.0000
Worker	0.0134	0.0151	0.1678	8.3000e-004	0.0657	5.1000e-004	0.0662	0.0174	4.7000e-004	0.0179		52.7997	52.7997	1.9900e-003		52.8415
Total	**0.0134**	**0.0151**	**0.1678**	**8.3000e-004**	**0.0657**	**5.1000e-004**	**0.0662**	**0.0174**	**4.7000e-004**	**0.0179**		**52.7997**	**52.7997**	**1.9900e-003**		**52.8415**

Mitigated Construction On-Site

	ROG	NOx	CO	SO2	Fugitive PM10	Exhaust PM10	PM10 Total	Fugitive PM2.5	Exhaust PM2.5	PM2.5 Total	Bio- CO2	NBio- CO2	Total CO2	CH4	N2O	CO2e
Category	lb/day										lb/day					
Off-Road	0.6227	3.1944	7.1307	0.0126		0.1487	0.1487		0.1487	0.1487	0.0000	1,196.1292	1,196.1292	0.0560		1,197.3052
Paving	0.0000					0.0000	0.0000		0.0000	0.0000			0.0000			0.0000
Total	**0.6227**	**3.1944**	**7.1307**	**0.0126**		**0.1487**	**0.1487**		**0.1487**	**0.1487**	**0.0000**	**1,196.1292**	**1,196.1292**	**0.0560**		**1,197.3052**

Mitigated Construction Off-Site

	ROG	NOx	CO	SO2	Fugitive PM10	Exhaust PM10	PM10 Total	Fugitive PM2.5	Exhaust PM2.5	PM2.5 Total	Bio- CO2	NBio- CO2	Total CO2	CH4	N2O	CO2e
Category	lb/day										lb/day					
Hauling	0.0000	0.0000	0.0000	0.0000	0.0000	0.0000	0.0000	0.0000	0.0000	0.0000		0.0000	0.0000	0.0000		0.0000
Vendor	0.0000	0.0000	0.0000	0.0000	0.0000	0.0000	0.0000	0.0000	0.0000	0.0000		0.0000	0.0000	0.0000		0.0000
Worker	0.0134	0.0151	0.1678	8.3000e-004	0.0657	5.1000e-004	0.0662	0.0174	4.7000e-004	0.0179		52.7997	52.7997	1.9900e-003		52.8415
Total	**0.0134**	**0.0151**	**0.1678**	**8.3000e-004**	**0.0657**	**5.1000e-004**	**0.0662**	**0.0174**	**4.7000e-004**	**0.0179**		**52.7997**	**52.7997**	**1.9900e-003**		**52.8415**

4.0 Operational Detail - Mobile

4.1 Mitigation Measures Mobile

	ROG	NOx	CO	SO2	Fugitive PM10	Exhaust PM10	PM10 Total	Fugitive PM2.5	Exhaust PM2.5	PM2.5 Total	Bio- CO2	NBio- CO2	Total CO2	CH4	N2O	CO2e
Category	lb/day										lb/day					
Mitigated	0.0000	0.0000	0.0000	0.0000	0.0000	0.0000	0.0000	0.0000	0.0000	0.0000		0.0000	0.0000	0.0000		0.0000
Unmitigated	0.0000	0.0000	0.0000	0.0000	0.0000	0.0000	0.0000	0.0000	0.0000	0.0000		0.0000	0.0000	0.0000		0.0000

4.2 Trip Summary Information

	Average Daily Trip Rate			Unmitigated	Mitigated
Land Use	Weekday	Saturday	Sunday	Annual VMT	Annual VMT
User Defined Industrial	0.00	0.00	0.00		
Total	0.00	0.00	0.00		

4.3 Trip Type Information

	Miles			Trip %			Trip Purpose %		
Land Use	H-W or C-W	H-S or C-C	H-O or C-NW	H-W or C-W	H-S or C-C	H-O or C-NW	Primary	Diverted	Pass-by
User Defined Industrial	9.50	7.30	7.30	0.00	0.00	0.00	0	0	0

LDA	LDT1	LDT2	MDV	LHD1	LHD2	MHD	HHD	OBUS	UBUS	MCY	SBUS	MH
0.511899	0.073785	0.191337	0.129949	0.036287	0.005233	0.012831	0.024351	0.001922	0.001998	0.006506	0.000492	0.003409

5.0 Energy Detail

4.4 Fleet Mix

Historical Energy Use: N

5.1 Mitigation Measures Energy

	ROG	NOx	CO	SO2	Fugitive PM10	Exhaust PM10	PM10 Total	Fugitive PM2.5	Exhaust PM2.5	PM2.5 Total	Bio- CO2	NBio- CO2	Total CO2	CH4	N2O	CO2e
Category	lb/day										lb/day					
NaturalGas Mitigated	0.0000	0.0000	0.0000	0.0000		0.0000	0.0000		0.0000	0.0000		0.0000	0.0000	0.0000	0.0000	0.0000
NaturalGas Unmitigated	0.0000	0.0000	0.0000	0.0000		0.0000	0.0000		0.0000	0.0000		0.0000	0.0000	0.0000	0.0000	0.0000

5.2 Energy by Land Use - NaturalGas

Unmitigated

	NaturalGas Use	ROG	NOx	CO	SO2	Fugitive PM10	Exhaust PM10	PM10 Total	Fugitive PM2.5	Exhaust PM2.5	PM2.5 Total	Bio- CO2	NBio- CO2	Total CO2	CH4	N2O	CO2e
Land Use	kBTU/yr	lb/day										lb/day					
User Defined Industrial	0	0.0000	0.0000	0.0000	0.0000		0.0000	0.0000		0.0000	0.0000		0.0000	0.0000	0.0000	0.0000	0.0000
Total		**0.0000**	**0.0000**	**0.0000**	**0.0000**		**0.0000**	**0.0000**		**0.0000**	**0.0000**		**0.0000**	**0.0000**	**0.0000**	**0.0000**	**0.0000**

Mitigated

	NaturalGas Use	ROG	NOx	CO	SO2	Fugitive PM10	Exhaust PM10	PM10 Total	Fugitive PM2.5	Exhaust PM2.5	PM2.5 Total	Bio- CO2	NBio- CO2	Total CO2	CH4	N2O	CO2e
Land Use	kBTU/yr	lb/day										lb/day					
User Defined Industrial	0	0.0000	0.0000	0.0000	0.0000		0.0000	0.0000		0.0000	0.0000		0.0000	0.0000	0.0000	0.0000	0.0000
Total		**0.0000**	**0.0000**	**0.0000**	**0.0000**		**0.0000**	**0.0000**		**0.0000**	**0.0000**		**0.0000**	**0.0000**	**0.0000**	**0.0000**	**0.0000**

6.0 Area Detail

6.1 Mitigation Measures Area

	ROG	NOx	CO	SO2	Fugitive PM10	Exhaust PM10	PM10 Total	Fugitive PM2.5	Exhaust PM2.5	PM2.5 Total	Bio- CO2	NBio- CO2	Total CO2	CH4	N2O	CO2e
Category	lb/day										lb/day					
Mitigated	1.0000e-005	0.0000	1.0000e-004	0.0000		0.0000	0.0000		0.0000	0.0000		2.2000e-004	2.2000e-004	0.0000		2.3000e-004
Unmitigated	1.0000e-005	0.0000	1.0000e-004	0.0000		0.0000	0.0000		0.0000	0.0000		2.2000e-004	2.2000e-004	0.0000		2.3000e-004

6.2 Area by SubCategory

Unmitigated

	ROG	NOx	CO	SO2	Fugitive PM10	Exhaust PM10	PM10 Total	Fugitive PM2.5	Exhaust PM2.5	PM2.5 Total	Bio- CO2	NBio- CO2	Total CO2	CH4	N2O	CO2e
SubCategory	lb/day										lb/day					
Consumer Products	0.0000					0.0000	0.0000		0.0000	0.0000			0.0000			0.0000

Landscaping	1.0000e-005	0.0000	1.0000e-004	0.0000		0.0000	0.0000		0.0000	0.0000		2.2000e-004	2.2000e-004	0.0000		2.3000e-004
Architectural Coating	0.0000					0.0000	0.0000		0.0000	0.0000			0.0000			0.0000
Total	**1.0000e-005**	**0.0000**	**1.0000e-004**	**0.0000**		**0.0000**	**0.0000**		**0.0000**	**0.0000**		**2.2000e-004**	**2.2000e-004**	**0.0000**		**2.3000e-004**

Mitigated

	ROG	NOx	CO	SO2	Fugitive PM10	Exhaust PM10	PM10 Total	Fugitive PM2.5	Exhaust PM2.5	PM2.5 Total	Bio- CO2	NBio- CO2	Total CO2	CH4	N2O	CO2e
SubCategory	lb/day										lb/day					
Consumer Products	0.0000					0.0000	0.0000		0.0000	0.0000			0.0000			0.0000
Landscaping	1.0000e-005	0.0000	1.0000e-004	0.0000		0.0000	0.0000		0.0000	0.0000		2.2000e-004	2.2000e-004	0.0000		2.3000e-004
Architectural Coating	0.0000					0.0000	0.0000		0.0000	0.0000			0.0000			0.0000
Total	**1.0000e-005**	**0.0000**	**1.0000e-004**	**0.0000**		**0.0000**	**0.0000**		**0.0000**	**0.0000**		**2.2000e-004**	**2.2000e-004**	**0.0000**		**2.3000e-004**

7.0 Water Detail

7.1 Mitigation Measures Water

8.0 Waste Detail

8.1 Mitigation Measures Waste

9.0 Operational Offroad

Equipment Type	Number	Hours/Day	Days/Year	Horse Power	Load Factor	Fuel Type

10.0 Vegetation

SB AWPF Effluent Pump Station Const

San Diego Air Basin, Winter

1.0 Project Characteristics

1.1 Land Usage

Land Uses	Size	Metric	Lot Acreage	Floor Surface Area	Population
User Defined Industrial	1.00	User Defined Unit	0.00	0.00	0

1.2 Other Project Characteristics

Urbanization	Urban	**Wind Speed (m/s)**	2.6	**Precipitation Freq (Days)**	40
Climate Zone	13			**Operational Year**	2030
Utility Company	San Diego Gas & Electric				
CO2 Intensity (lb/MWhr)	720.49	**CH4 Intensity (lb/MWhr)**	0.029	**N2O Intensity (lb/MWhr)**	0.006

1.3 User Entered Comments & Non-Default Data

Project Characteristics -

Land Use -

Construction Phase - Modified

Off-road Equipment - Modified

Off-road Equipment - Modified

Off-road Equipment - Modified

Off-road Equipment - Modified

Trips and VMT - Modified

Table Name	Column Name	Default Value	New Value
tblConstructionPhase	NumDays	0.00	231.00
tblConstructionPhase	NumDays	0.00	10.00

tblConstructionPhase	NumDays	0.00	10.00
tblConstructionPhase	NumDays	0.00	10.00
tblConstructionPhase	PhaseEndDate	1/31/2031	2/2/2031
tblOffRoadEquipment	OffRoadEquipmentUnitAmount	4.00	0.00
tblOffRoadEquipment	OffRoadEquipmentUnitAmount	1.00	0.00
tblOffRoadEquipment	OffRoadEquipmentUnitAmount	1.00	0.00
tblOffRoadEquipment	OffRoadEquipmentUnitAmount	2.00	1.00
tblOffRoadEquipment	OffRoadEquipmentUnitAmount	1.00	0.00
tblOffRoadEquipment	OffRoadEquipmentUnitAmount	2.00	1.00
tblOffRoadEquipment	OffRoadEquipmentUnitAmount	2.00	1.00
tblOffRoadEquipment	OffRoadEquipmentUnitAmount	1.00	0.00
tblProjectCharacteristics	OperationalYear	2014	2030
tblTripsAndVMT	HaulingTripNumber	0.00	100.00
tblTripsAndVMT	VendorTripNumber	0.00	4.00
tblTripsAndVMT	VendorTripNumber	0.00	2.00
tblTripsAndVMT	WorkerTripNumber	0.00	8.00

2.0 Emissions Summary

2.1 Overall Construction (Maximum Daily Emission)

Unmitigated Construction

	ROG	NOx	CO	SO2	Fugitive PM10	Exhaust PM10	PM10 Total	Fugitive PM2.5	Exhaust PM2.5	PM2.5 Total	Bio- CO2	NBio- CO2	Total CO2	CH4	N2O	CO2e
Year	lb/day										lb/day					
2030	1.0368	6.2642	14.1351	0.0247	6.0897	0.1378	6.2275	3.3287	0.1375	3.4662	0.0000	2,242.0753	2,242.0753	0.0919	0.0000	2,244.0050
2031	1.0363	6.2634	14.1309	0.0247	0.0790	0.1492	0.2149	0.0212	0.1492	0.1666	0.0000	2,241.8304	2,241.8304	0.0919	0.0000	2,243.7595
Total	**2.0731**	**12.5276**	**28.2660**	**0.0493**	**6.1687**	**0.2870**	**6.4424**	**3.3499**	**0.2867**	**3.6328**	**0.0000**	**4,483.9058**	**4,483.9058**	**0.1838**	**0.0000**	**4,487.7645**

Mitigated Construction

	ROG	NOx	CO	SO2	Fugitive PM10	Exhaust PM10	PM10 Total	Fugitive PM2.5	Exhaust PM2.5	PM2.5 Total	Bio- CO2	NBio- CO2	Total CO2	CH4	N2O	CO2e
Year	lb/day										lb/day					
2030	1.0368	6.2642	14.1351	0.0247	6.0897	0.1378	6.2275	3.3287	0.1375	3.4662	0.0000	2,242.0753	2,242.0753	0.0919	0.0000	2,244.0050
2031	1.0363	6.2634	14.1309	0.0247	0.0790	0.1492	0.2149	0.0212	0.1492	0.1666	0.0000	2,241.8304	2,241.8304	0.0919	0.0000	2,243.7595
Total	**2.0731**	**12.5276**	**28.2660**	**0.0493**	**6.1687**	**0.2870**	**6.4424**	**3.3499**	**0.2867**	**3.6328**	**0.0000**	**4,483.9058**	**4,483.9058**	**0.1838**	**0.0000**	**4,487.7645**

	ROG	**NOx**	**CO**	**SO2**	**Fugitive PM10**	**Exhaust PM10**	**PM10 Total**	**Fugitive PM2.5**	**Exhaust PM2.5**	**PM2.5 Total**	**Bio- CO2**	**NBio-CO2**	**Total CO2**	**CH4**	**N20**	**CO2e**
Percent Reduction	**0.00**	**0.00**	**0.00**	**0.00**	**0.00**	**0.00**	**0.00**	**0.00**	**0.00**	**0.00**	**0.00**	**0.00**	**0.00**	**0.00**	**0.00**	**0.00**

2.2 Overall Operational

Unmitigated Operational

	ROG	NOx	CO	SO2	Fugitive PM10	Exhaust PM10	PM10 Total	Fugitive PM2.5	Exhaust PM2.5	PM2.5 Total	Bio- CO2	NBio- CO2	Total CO2	CH4	N2O	CO2e
Category	lb/day										lb/day					
Area	1.0000e-005	0.0000	1.0000e-004	0.0000		0.0000	0.0000		0.0000	0.0000		2.2000e-004	2.2000e-004	0.0000		2.3000e-004
Energy	0.0000	0.0000	0.0000	0.0000		0.0000	0.0000		0.0000	0.0000		0.0000	0.0000	0.0000	0.0000	0.0000
Mobile	0.0000	0.0000	0.0000	0.0000	0.0000	0.0000	0.0000	0.0000	0.0000	0.0000		0.0000	0.0000	0.0000		0.0000
Total	**1.0000e-005**	**0.0000**	**1.0000e-004**	**0.0000**	**0.0000**	**0.0000**	**0.0000**	**0.0000**	**0.0000**	**0.0000**		**2.2000e-004**	**2.2000e-004**	**0.0000**	**0.0000**	**2.3000e-004**

Mitigated Operational

	ROG	NOx	CO	SO2	Fugitive PM10	Exhaust PM10	PM10 Total	Fugitive PM2.5	Exhaust PM2.5	PM2.5 Total	Bio- CO2	NBio- CO2	Total CO2	CH4	N2O	CO2e
Category	lb/day										lb/day					
Area	1.0000e-005	0.0000	1.0000e-004	0.0000		0.0000	0.0000		0.0000	0.0000		2.2000e-004	2.2000e-004	0.0000		2.3000e-004
Energy	0.0000	0.0000	0.0000	0.0000		0.0000	0.0000		0.0000	0.0000		0.0000	0.0000	0.0000	0.0000	0.0000
Mobile	0.0000	0.0000	0.0000	0.0000	0.0000	0.0000	0.0000	0.0000	0.0000	0.0000		0.0000	0.0000	0.0000		0.0000
Total	**1.0000e-005**	**0.0000**	**1.0000e-004**	**0.0000**	**0.0000**	**0.0000**	**0.0000**	**0.0000**	**0.0000**	**0.0000**		**2.2000e-004**	**2.2000e-004**	**0.0000**	**0.0000**	**2.3000e-004**

	ROG	**NOx**	**CO**	**SO2**	**Fugitive PM10**	**Exhaust PM10**	**PM10 Total**	**Fugitive PM2.5**	**Exhaust PM2.5**	**PM2.5 Total**	**Bio- CO2**	**NBio-CO2**	**Total CO2**	**CH4**	**N20**	**CO2e**
Percent Reduction	**0.00**	**0.00**	**0.00**	**0.00**	**0.00**	**0.00**	**0.00**	**0.00**	**0.00**	**0.00**	**0.00**	**0.00**	**0.00**	**0.00**	**0.00**	**0.00**

3.0 Construction Detail

Construction Phase

Phase Number	Phase Name	Phase Type	Start Date	End Date	Num Days Week	Num Days	Phase Description
1	Site Preparation	Site Preparation	2/15/2030	2/28/2030	5	10	
2	Grading	Grading	3/1/2030	3/14/2030	5	10	
3	Building Construction	Building Construction	3/15/2030	2/2/2031	5	231	
4	Paving	Paving	2/3/2031	2/14/2031	5	10	

Acres of Grading (Site Preparation Phase): 0

Acres of Grading (Grading Phase): 0

Acres of Paving: 0

Residential Indoor: 0; Residential Outdoor: 0; Non-Residential Indoor: 0; Non-Residential Outdoor: 0 (Architectural Coating – sqft)

OffRoad Equipment

Phase Name	Offroad Equipment Type	Amount	Usage Hours	Horse Power	Load Factor
Site Preparation	Graders	0	8.00	174	0.41
Site Preparation	Rubber Tired Dozers	1	8.00	255	0.40
Site Preparation	Tractors/Loaders/Backhoes	1	8.00	97	0.37
Grading	Concrete/Industrial Saws	0	8.00	81	0.73
Grading	Rubber Tired Dozers	1	1.00	255	0.40
Grading	Tractors/Loaders/Backhoes	1	6.00	97	0.37
Building Construction	Cranes	0	4.00	226	0.29
Building Construction	Excavators	1	8.00	162	0.38
Building Construction	Forklifts	1	6.00	89	0.20
Building Construction	Pumps	1	8.00	84	0.74
Building Construction	Tractors/Loaders/Backhoes	1	8.00	97	0.37
Building Construction	Welders	2	8.00	46	0.45
Paving	Cement and Mortar Mixers	0	6.00	9	0.56
Paving	Pavers	1	7.00	125	0.42
Paving	Paving Equipment	1	8.00	130	0.36
Paving	Rollers	1	7.00	80	0.38
Paving	Tractors/Loaders/Backhoes	0	7.00	97	0.37

Trips and VMT

Phase Name	Offroad Equipment Count	Worker Trip Number	Vendor Trip Number	Hauling Trip Number	Worker Trip Length	Vendor Trip Length	Hauling Trip Length	Worker Vehicle Class	Vendor Vehicle Class	Hauling Vehicle Class
Site Preparation	2	5.00	4.00	0.00	10.80	7.30	20.00	LD_Mix	HDT_Mix	HHDT
Grading	2	5.00	0.00	100.00	10.80	7.30	20.00	LD_Mix	HDT_Mix	HHDT
Building Construction	6	8.00	2.00	0.00	10.80	7.30	20.00	LD_Mix	HDT_Mix	HHDT
Paving	3	8.00	0.00	0.00	10.80	7.30	20.00	LD_Mix	HDT_Mix	HHDT

3.1 Mitigation Measures Construction

3.2 Site Preparation - 2030

Unmitigated Construction On-Site

	ROG	NOx	CO	SO2	Fugitive PM10	Exhaust PM10	PM10 Total	Fugitive PM2.5	Exhaust PM2.5	PM2.5 Total	Bio- CO2	NBio- CO2	Total CO2	CH4	N2O	CO2e
Category	lb/day										lb/day					
Fugitive Dust					6.0221	0.0000	6.0221	3.3102	0.0000	3.3102			0.0000			0.0000
Off-Road	0.7514	4.0107	4.8656	0.0128		0.1341	0.1341		0.1341	0.1341		1,382.0823	1,382.0823	0.0674		1,383.4969
Total	**0.7514**	**4.0107**	**4.8656**	**0.0128**	**6.0221**	**0.1341**	**6.1562**	**3.3102**	**0.1341**	**3.4444**		**1,382.0823**	**1,382.0823**	**0.0674**		**1,383.4969**

Unmitigated Construction Off-Site

	ROG	NOx	CO	SO2	Fugitive PM10	Exhaust PM10	PM10 Total	Fugitive PM2.5	Exhaust PM2.5	PM2.5 Total	Bio- CO2	NBio- CO2	Total CO2	CH4	N2O	CO2e
Category	lb/day										lb/day					
Hauling	0.0000	0.0000	0.0000	0.0000	0.0000	0.0000	0.0000	0.0000	0.0000	0.0000		0.0000	0.0000	0.0000		0.0000
Vendor	0.0257	0.1416	0.3789	9.3000e-004	0.0266	3.3400e-003	0.0299	7.5800e-003	3.0700e-003	0.0107		87.4890	87.4890	6.4000e-004		87.5023
Worker	9.0600e-003	0.0108	0.1007	4.9000e-004	0.0411	3.2000e-004	0.0414	0.0109	2.9000e-004	0.0112		31.1148	31.1148	1.2600e-003		31.1414
Total	**0.0347**	**0.1524**	**0.4796**	**1.4200e-003**	**0.0676**	**3.6600e-003**	**0.0713**	**0.0185**	**3.3600e-003**	**0.0218**		**118.6038**	**118.6038**	**1.9000e-003**		**118.6437**

Mitigated Construction On-Site

	ROG	NOx	CO	SO2	Fugitive PM10	Exhaust PM10	PM10 Total	Fugitive PM2.5	Exhaust PM2.5	PM2.5 Total	Bio- CO2	NBio- CO2	Total CO2	CH4	N2O	CO2e
Category	lb/day										lb/day					
Fugitive Dust					6.0221	0.0000	6.0221	3.3102	0.0000	3.3102			0.0000			0.0000
Off-Road	0.7514	4.0107	4.8656	0.0128		0.1341	0.1341		0.1341	0.1341	0.0000	1,382.0823	1,382.0823	0.0674		1,383.4969
Total	**0.7514**	**4.0107**	**4.8656**	**0.0128**	**6.0221**	**0.1341**	**6.1562**	**3.3102**	**0.1341**	**3.4444**	**0.0000**	**1,382.0823**	**1,382.0823**	**0.0674**		**1,383.4969**

Mitigated Construction Off-Site

	ROG	NOx	CO	SO2	Fugitive PM10	Exhaust PM10	PM10 Total	Fugitive PM2.5	Exhaust PM2.5	PM2.5 Total	Bio- CO2	NBio- CO2	Total CO2	CH4	N2O	CO2e
Category	lb/day										lb/day					
Hauling	0.0000	0.0000	0.0000	0.0000	0.0000	0.0000	0.0000	0.0000	0.0000	0.0000		0.0000	0.0000	0.0000		0.0000
Vendor	0.0257	0.1416	0.3789	9.3000e-004	0.0266	3.3400e-003	0.0299	7.5800e-003	3.0700e-003	0.0107		87.4890	87.4890	6.4000e-004		87.5023
Worker	9.0600e-003	0.0108	0.1007	4.9000e-004	0.0411	3.2000e-004	0.0414	0.0109	2.9000e-004	0.0112		31.1148	31.1148	1.2600e-003		31.1414
Total	**0.0347**	**0.1524**	**0.4796**	**1.4200e-003**	**0.0676**	**3.6600e-003**	**0.0713**	**0.0185**	**3.3600e-003**	**0.0218**		**118.6038**	**118.6038**	**1.9000e-003**		**118.6437**

3.3 Grading - 2030

Unmitigated Construction On-Site

	ROG	NOx	CO	SO2	Fugitive PM10	Exhaust PM10	PM10 Total	Fugitive PM2.5	Exhaust PM2.5	PM2.5 Total	Bio- CO2	NBio- CO2	Total CO2	CH4	N2O	CO2e
Category	lb/day										lb/day					
Fugitive Dust					0.7528	0.0000	0.7528	0.4138	0.0000	0.4138			0.0000			0.0000

Off-Road	0.2015	1.1438	2.0740	3.9700e-003		0.0286	0.0286		0.0286	0.0286		397.5905	397.5905	0.0179		397.9667
Total	**0.2015**	**1.1438**	**2.0740**	**3.9700e-003**	**0.7528**	**0.0286**	**0.7814**	**0.4138**	**0.0286**	**0.4424**		**397.5905**	**397.5905**	**0.0179**		**397.9667**

Unmitigated Construction Off-Site

	ROG	NOx	CO	SO2	Fugitive PM10	Exhaust PM10	PM10 Total	Fugitive PM2.5	Exhaust PM2.5	PM2.5 Total	Bio- CO2	NBio- CO2	Total CO2	CH4	N2O	CO2e
Category	lb/day										lb/day					
Hauling	0.1429	1.0164	1.8838	7.3800e-003	0.1743	0.0303	0.2046	0.0477	0.0279	0.0756		693.8758	693.8758	4.9100e-003		693.9789
Vendor	0.0000	0.0000	0.0000	0.0000	0.0000	0.0000	0.0000	0.0000	0.0000	0.0000		0.0000	0.0000	0.0000		0.0000
Worker	9.0600e-003	0.0108	0.1007	4.9000e-004	0.0411	3.2000e-004	0.0414	0.0109	2.9000e-004	0.0112		31.1148	31.1148	1.2600e-003		31.1414
Total	**0.1519**	**1.0272**	**1.9845**	**7.8700e-003**	**0.2154**	**0.0306**	**0.2460**	**0.0586**	**0.0282**	**0.0868**		**724.9907**	**724.9907**	**6.1700e-003**		**725.1202**

Mitigated Construction On-Site

	ROG	NOx	CO	SO2	Fugitive PM10	Exhaust PM10	PM10 Total	Fugitive PM2.5	Exhaust PM2.5	PM2.5 Total	Bio- CO2	NBio- CO2	Total CO2	CH4	N2O	CO2e
Category	lb/day										lb/day					
Fugitive Dust					0.7528	0.0000	0.7528	0.4138	0.0000	0.4138			0.0000			0.0000
Off-Road	0.2015	1.1438	2.0740	3.9700e-003		0.0286	0.0286		0.0286	0.0286	0.0000	397.5905	397.5905	0.0179		397.9667
Total	**0.2015**	**1.1438**	**2.0740**	**3.9700e-003**	**0.7528**	**0.0286**	**0.7814**	**0.4138**	**0.0286**	**0.4424**	**0.0000**	**397.5905**	**397.5905**	**0.0179**		**397.9667**

Mitigated Construction Off-Site

	ROG	NOx	CO	SO2	Fugitive PM10	Exhaust PM10	PM10 Total	Fugitive PM2.5	Exhaust PM2.5	PM2.5 Total	Bio- CO2	NBio- CO2	Total CO2	CH4	N2O	CO2e
Category	lb/day										lb/day					
Hauling	0.1429	1.0164	1.8838	7.3800e-003	0.1743	0.0303	0.2046	0.0477	0.0279	0.0756		693.8758	693.8758	4.9100e-003		693.9789
Vendor	0.0000	0.0000	0.0000	0.0000	0.0000	0.0000	0.0000	0.0000	0.0000	0.0000		0.0000	0.0000	0.0000		0.0000
Worker	9.0600e-003	0.0108	0.1007	4.9000e-004	0.0411	3.2000e-004	0.0414	0.0109	2.9000e-004	0.0112		31.1148	31.1148	1.2600e-003		31.1414
Total	**0.1519**	**1.0272**	**1.9845**	**7.8700e-003**	**0.2154**	**0.0306**	**0.2460**	**0.0586**	**0.0282**	**0.0868**		**724.9907**	**724.9907**	**6.1700e-003**		**725.1202**

3.4 Building Construction - 2030

Unmitigated Construction On-Site

	ROG	NOx	CO	SO2	Fugitive PM10	Exhaust PM10	PM10 Total	Fugitive PM2.5	Exhaust PM2.5	PM2.5 Total	Bio- CO2	NBio- CO2	Total CO2	CH4	N2O	CO2e
Category	lb/day										lb/day					
Off-Road	1.0095	6.1760	13.7845	0.0234		0.1212	0.1212		0.1212	0.1212		2,148.5471	2,148.5471	0.0896		2,150.4277
Total	**1.0095**	**6.1760**	**13.7845**	**0.0234**		**0.1212**	**0.1212**		**0.1212**	**0.1212**		**2,148.5471**	**2,148.5471**	**0.0896**		**2,150.4277**

Unmitigated Construction Off-Site

	ROG	NOx	CO	SO2	Fugitive PM10	Exhaust PM10	PM10 Total	Fugitive PM2.5	Exhaust PM2.5	PM2.5 Total	Bio- CO2	NBio- CO2	Total CO2	CH4	N2O	CO2e
Category	lb/day										lb/day					

Hauling	0.0000	0.0000	0.0000	0.0000	0.0000	0.0000	0.0000	0.0000	0.0000	0.0000		0.0000	0.0000	0.0000		0.0000
Vendor	0.0128	0.0708	0.1894	4.7000e-004	0.0133	1.6700e-003	0.0150	3.7900e-003	1.5400e-003	5.3300e-003		43.7445	43.7445	3.2000e-004		43.7512
Worker	0.0145	0.0173	0.1611	7.8000e-004	0.0657	5.1000e-004	0.0662	0.0174	4.7000e-004	0.0179		49.7837	49.7837	2.0200e-003		49.8262
Total	**0.0273**	**0.0881**	**0.3506**	**1.2500e-003**	**0.0790**	**2.1800e-003**	**0.0812**	**0.0212**	**2.0100e-003**	**0.0232**		**93.5282**	**93.5282**	**2.3400e-003**		**93.5773**

Mitigated Construction On-Site

	ROG	NOx	CO	SO2	Fugitive PM10	Exhaust PM10	PM10 Total	Fugitive PM2.5	Exhaust PM2.5	PM2.5 Total	Bio- CO2	NBio- CO2	Total CO2	CH4	N2O	CO2e
Category	lb/day										lb/day					
Off-Road	1.0095	6.1760	13.7845	0.0234		0.1212	0.1212		0.1212	0.1212	0.0000	2,148.5471	2,148.5471	0.0896		2,150.4277
Total	**1.0095**	**6.1760**	**13.7845**	**0.0234**		**0.1212**	**0.1212**		**0.1212**	**0.1212**	**0.0000**	**2,148.5471**	**2,148.5471**	**0.0896**		**2,150.4277**

Mitigated Construction Off-Site

	ROG	NOx	CO	SO2	Fugitive PM10	Exhaust PM10	PM10 Total	Fugitive PM2.5	Exhaust PM2.5	PM2.5 Total	Bio- CO2	NBio- CO2	Total CO2	CH4	N2O	CO2e
Category	lb/day										lb/day					
Hauling	0.0000	0.0000	0.0000	0.0000	0.0000	0.0000	0.0000	0.0000	0.0000	0.0000		0.0000	0.0000	0.0000		0.0000
Vendor	0.0128	0.0708	0.1894	4.7000e-004	0.0133	1.6700e-003	0.0150	3.7900e-003	1.5400e-003	5.3300e-003		43.7445	43.7445	3.2000e-004		43.7512
Worker	0.0145	0.0173	0.1611	7.8000e-004	0.0657	5.1000e-004	0.0662	0.0174	4.7000e-004	0.0179		49.7837	49.7837	2.0200e-003		49.8262
Total	**0.0273**	**0.0881**	**0.3506**	**1.2500e-003**	**0.0790**	**2.1800e-003**	**0.0812**	**0.0212**	**2.0100e-003**	**0.0232**		**93.5282**	**93.5282**	**2.3400e-003**		**93.5773**

3.4 Building Construction - 2031

Unmitigated Construction On-Site

	ROG	NOx	CO	SO2	Fugitive PM10	Exhaust PM10	PM10 Total	Fugitive PM2.5	Exhaust PM2.5	PM2.5 Total	Bio- CO2	NBio- CO2	Total CO2	CH4	N2O	CO2e
Category	lb/day										lb/day					
Off-Road	1.0095	6.1760	13.7845	0.0234		0.1212	0.1212		0.1212	0.1212		2,148.5471	2,148.5471	0.0896		2,150.4277
Total	**1.0095**	**6.1760**	**13.7845**	**0.0234**		**0.1212**	**0.1212**		**0.1212**	**0.1212**		**2,148.5471**	**2,148.5471**	**0.0896**		**2,150.4277**

Unmitigated Construction Off-Site

	ROG	NOx	CO	SO2	Fugitive PM10	Exhaust PM10	PM10 Total	Fugitive PM2.5	Exhaust PM2.5	PM2.5 Total	Bio- CO2	NBio- CO2	Total CO2	CH4	N2O	CO2e
Category	lb/day										lb/day					
Hauling	0.0000	0.0000	0.0000	0.0000	0.0000	0.0000	0.0000	0.0000	0.0000	0.0000		0.0000	0.0000	0.0000		0.0000
Vendor	0.0127	0.0705	0.1887	4.7000e-004	0.0133	1.6700e-003	0.0150	3.7900e-003	1.5400e-003	5.3300e-003		43.7421	43.7421	3.2000e-004		43.7488
Worker	0.0141	0.0169	0.1577	7.8000e-004	0.0657	5.1000e-004	0.0662	0.0174	4.7000e-004	0.0179		49.5412	49.5412	1.9900e-003		49.5830
Total	**0.0268**	**0.0874**	**0.3464**	**1.2500e-003**	**0.0790**	**2.1800e-003**	**0.0812**	**0.0212**	**2.0100e-003**	**0.0232**		**93.2833**	**93.2833**	**2.3100e-003**		**93.3318**

Mitigated Construction On-Site

	ROG	NOx	CO	SO2	Fugitive PM10	Exhaust PM10	PM10 Total	Fugitive PM2.5	Exhaust PM2.5	PM2.5 Total	Bio- CO2	NBio- CO2	Total CO2	CH4	N2O	CO2e
Category	lb/day										lb/day					
Off-Road	1.0095	6.1760	13.7845	0.0234		0.1212	0.1212		0.1212	0.1212	0.0000	2,148.5471	2,148.5471	0.0896		2,150.4277
Total	**1.0095**	**6.1760**	**13.7845**	**0.0234**		**0.1212**	**0.1212**		**0.1212**	**0.1212**	**0.0000**	**2,148.5471**	**2,148.5471**	**0.0896**		**2,150.4277**

Mitigated Construction Off-Site

	ROG	NOx	CO	SO2	Fugitive PM10	Exhaust PM10	PM10 Total	Fugitive PM2.5	Exhaust PM2.5	PM2.5 Total	Bio- CO2	NBio- CO2	Total CO2	CH4	N2O	CO2e
Category	lb/day										lb/day					
Hauling	0.0000	0.0000	0.0000	0.0000	0.0000	0.0000	0.0000	0.0000	0.0000	0.0000		0.0000	0.0000	0.0000		0.0000
Vendor	0.0127	0.0705	0.1887	4.7000e-004	0.0133	1.6700e-003	0.0150	3.7900e-003	1.5400e-003	5.3300e-003		43.7421	43.7421	3.2000e-004		43.7488
Worker	0.0141	0.0169	0.1577	7.8000e-004	0.0657	5.1000e-004	0.0662	0.0174	4.7000e-004	0.0179		49.5412	49.5412	1.9900e-003		49.5830
Total	**0.0268**	**0.0874**	**0.3464**	**1.2500e-003**	**0.0790**	**2.1800e-003**	**0.0812**	**0.0212**	**2.0100e-003**	**0.0232**		**93.2833**	**93.2833**	**2.3100e-003**		**93.3318**

3.5 Paving - 2031

Unmitigated Construction On-Site

	ROG	NOx	CO	SO2	Fugitive PM10	Exhaust PM10	PM10 Total	Fugitive PM2.5	Exhaust PM2.5	PM2.5 Total	Bio- CO2	NBio- CO2	Total CO2	CH4	N2O	CO2e
Category	lb/day										lb/day					
Off-Road	0.6227	3.1944	7.1307	0.0126		0.1487	0.1487		0.1487	0.1487		1,196.1292	1,196.1292	0.0560		1,197.3052

Paving	0.0000					0.0000	0.0000		0.0000	0.0000			0.0000			0.0000
Total	**0.6227**	**3.1944**	**7.1307**	**0.0126**		**0.1487**	**0.1487**		**0.1487**	**0.1487**		**1,196.1292**	**1,196.1292**	**0.0560**		**1,197.3052**

Unmitigated Construction Off-Site

	ROG	NOx	CO	SO2	Fugitive PM10	Exhaust PM10	PM10 Total	Fugitive PM2.5	Exhaust PM2.5	PM2.5 Total	Bio- CO2	NBio- CO2	Total CO2	CH4	N2O	CO2e
Category	lb/day										lb/day					
Hauling	0.0000	0.0000	0.0000	0.0000	0.0000	0.0000	0.0000	0.0000	0.0000	0.0000		0.0000	0.0000	0.0000		0.0000
Vendor	0.0000	0.0000	0.0000	0.0000	0.0000	0.0000	0.0000	0.0000	0.0000	0.0000		0.0000	0.0000	0.0000		0.0000
Worker	0.0141	0.0169	0.1577	7.8000e-004	0.0657	5.1000e-004	0.0662	0.0174	4.7000e-004	0.0179		49.5412	49.5412	1.9900e-003		49.5830
Total	**0.0141**	**0.0169**	**0.1577**	**7.8000e-004**	**0.0657**	**5.1000e-004**	**0.0662**	**0.0174**	**4.7000e-004**	**0.0179**		**49.5412**	**49.5412**	**1.9900e-003**		**49.5830**

Mitigated Construction On-Site

	ROG	NOx	CO	SO2	Fugitive PM10	Exhaust PM10	PM10 Total	Fugitive PM2.5	Exhaust PM2.5	PM2.5 Total	Bio- CO2	NBio- CO2	Total CO2	CH4	N2O	CO2e
Category	lb/day										lb/day					
Off-Road	0.6227	3.1944	7.1307	0.0126		0.1487	0.1487		0.1487	0.1487	0.0000	1,196.1292	1,196.1292	0.0560		1,197.3052
Paving	0.0000					0.0000	0.0000		0.0000	0.0000			0.0000			0.0000
Total	**0.6227**	**3.1944**	**7.1307**	**0.0126**		**0.1487**	**0.1487**		**0.1487**	**0.1487**	**0.0000**	**1,196.1292**	**1,196.1292**	**0.0560**		**1,197.3052**

Mitigated Construction Off-Site

	ROG	NOx	CO	SO2	Fugitive PM10	Exhaust PM10	PM10 Total	Fugitive PM2.5	Exhaust PM2.5	PM2.5 Total	Bio- CO2	NBio- CO2	Total CO2	CH4	N2O	CO2e
Category	lb/day										lb/day					
Hauling	0.0000	0.0000	0.0000	0.0000	0.0000	0.0000	0.0000	0.0000	0.0000	0.0000		0.0000	0.0000	0.0000		0.0000
Vendor	0.0000	0.0000	0.0000	0.0000	0.0000	0.0000	0.0000	0.0000	0.0000	0.0000		0.0000	0.0000	0.0000		0.0000
Worker	0.0141	0.0169	0.1577	7.8000e-004	0.0657	5.1000e-004	0.0662	0.0174	4.7000e-004	0.0179		49.5412	49.5412	1.9900e-003		49.5830
Total	**0.0141**	**0.0169**	**0.1577**	**7.8000e-004**	**0.0657**	**5.1000e-004**	**0.0662**	**0.0174**	**4.7000e-004**	**0.0179**		**49.5412**	**49.5412**	**1.9900e-003**		**49.5830**

4.0 Operational Detail - Mobile

4.1 Mitigation Measures Mobile

	ROG	NOx	CO	SO2	Fugitive PM10	Exhaust PM10	PM10 Total	Fugitive PM2.5	Exhaust PM2.5	PM2.5 Total	Bio- CO2	NBio- CO2	Total CO2	CH4	N2O	CO2e
Category	lb/day										lb/day					
Mitigated	0.0000	0.0000	0.0000	0.0000	0.0000	0.0000	0.0000	0.0000	0.0000	0.0000		0.0000	0.0000	0.0000		0.0000
Unmitigated	0.0000	0.0000	0.0000	0.0000	0.0000	0.0000	0.0000	0.0000	0.0000	0.0000		0.0000	0.0000	0.0000		0.0000

4.2 Trip Summary Information

	Average Daily Trip Rate			Unmitigated	Mitigated
Land Use	Weekday	Saturday	Sunday	Annual VMT	Annual VMT
User Defined Industrial	0.00	0.00	0.00		
Total	0.00	0.00	0.00		

4.3 Trip Type Information

	Miles			Trip %			Trip Purpose %		
Land Use	H-W or C-W	H-S or C-C	H-O or C-NW	H-W or C-W	H-S or C-C	H-O or C-NW	Primary	Diverted	Pass-by
User Defined Industrial	9.50	7.30	7.30	0.00	0.00	0.00	0	0	0

LDA	LDT1	LDT2	MDV	LHD1	LHD2	MHD	HHD	OBUS	UBUS	MCY	SBUS	MH
0.511899	0.073785	0.191337	0.129949	0.036287	0.005233	0.012831	0.024351	0.001922	0.001998	0.006506	0.000492	0.003409

5.0 Energy Detail

4.4 Fleet Mix

Historical Energy Use: N

5.1 Mitigation Measures Energy

	ROG	NOx	CO	SO2	Fugitive PM10	Exhaust PM10	PM10 Total	Fugitive PM2.5	Exhaust PM2.5	PM2.5 Total	Bio- CO2	NBio- CO2	Total CO2	CH4	N2O	CO2e
Category	lb/day										lb/day					
NaturalGas Mitigated	0.0000	0.0000	0.0000	0.0000		0.0000	0.0000		0.0000	0.0000		0.0000	0.0000	0.0000	0.0000	0.0000
NaturalGas Unmitigated	0.0000	0.0000	0.0000	0.0000		0.0000	0.0000		0.0000	0.0000		0.0000	0.0000	0.0000	0.0000	0.0000

5.2 Energy by Land Use - NaturalGas

Unmitigated

	NaturalGas Use	ROG	NOx	CO	SO2	Fugitive PM10	Exhaust PM10	PM10 Total	Fugitive PM2.5	Exhaust PM2.5	PM2.5 Total	Bio- CO2	NBio- CO2	Total CO2	CH4	N2O	CO2e

Land Use	kBTU/yr	lb/day										lb/day					
User Defined Industrial	0	0.0000	0.0000	0.0000	0.0000		0.0000	0.0000		0.0000	0.0000		0.0000	0.0000	0.0000	0.0000	0.0000
Total		**0.0000**	**0.0000**	**0.0000**	**0.0000**		**0.0000**	**0.0000**		**0.0000**	**0.0000**		**0.0000**	**0.0000**	**0.0000**	**0.0000**	**0.0000**

Mitigated

	NaturalGas Use	ROG	NOx	CO	SO2	Fugitive PM10	Exhaust PM10	PM10 Total	Fugitive PM2.5	Exhaust PM2.5	PM2.5 Total	Bio- CO2	NBio- CO2	Total CO2	CH4	N2O	CO2e
Land Use	kBTU/yr	lb/day										lb/day					
User Defined Industrial	0	0.0000	0.0000	0.0000	0.0000		0.0000	0.0000		0.0000	0.0000		0.0000	0.0000	0.0000	0.0000	0.0000
Total		**0.0000**	**0.0000**	**0.0000**	**0.0000**		**0.0000**	**0.0000**		**0.0000**	**0.0000**		**0.0000**	**0.0000**	**0.0000**	**0.0000**	**0.0000**

6.0 Area Detail

6.1 Mitigation Measures Area

	ROG	NOx	CO	SO2	Fugitive PM10	Exhaust PM10	PM10 Total	Fugitive PM2.5	Exhaust PM2.5	PM2.5 Total	Bio- CO2	NBio- CO2	Total CO2	CH4	N2O	CO2e
Category	lb/day										lb/day					
Mitigated	1.0000e-005	0.0000	1.0000e-004	0.0000		0.0000	0.0000		0.0000	0.0000		2.2000e-004	2.2000e-004	0.0000		2.3000e-004
Unmitigated	1.0000e-005	0.0000	1.0000e-004	0.0000		0.0000	0.0000		0.0000	0.0000		2.2000e-004	2.2000e-004	0.0000		2.3000e-004

6.2 Area by SubCategory

Unmitigated

	ROG	NOx	CO	SO2	Fugitive PM10	Exhaust PM10	PM10 Total	Fugitive PM2.5	Exhaust PM2.5	PM2.5 Total	Bio- CO2	NBio- CO2	Total CO2	CH4	N2O	CO2e
SubCategory	lb/day										lb/day					
Architectural Coating	0.0000					0.0000	0.0000		0.0000	0.0000			0.0000			0.0000
Consumer Products	0.0000					0.0000	0.0000		0.0000	0.0000			0.0000			0.0000
Landscaping	1.0000e-005	0.0000	1.0000e-004	0.0000		0.0000	0.0000		0.0000	0.0000		2.2000e-004	2.2000e-004	0.0000		2.3000e-004
Total	**1.0000e-005**	**0.0000**	**1.0000e-004**	**0.0000**		**0.0000**	**0.0000**		**0.0000**	**0.0000**		**2.2000e-004**	**2.2000e-004**	**0.0000**		**2.3000e-004**

Mitigated

	ROG	NOx	CO	SO2	Fugitive PM10	Exhaust PM10	PM10 Total	Fugitive PM2.5	Exhaust PM2.5	PM2.5 Total	Bio- CO2	NBio- CO2	Total CO2	CH4	N2O	CO2e
SubCategory	lb/day										lb/day					
Architectural Coating	0.0000					0.0000	0.0000		0.0000	0.0000			0.0000			0.0000
Consumer Products	0.0000					0.0000	0.0000		0.0000	0.0000			0.0000			0.0000
Landscaping	1.0000e-005	0.0000	1.0000e-004	0.0000		0.0000	0.0000		0.0000	0.0000		2.2000e-004	2.2000e-004	0.0000		2.3000e-004
Total	**1.0000e-005**	**0.0000**	**1.0000e-004**	**0.0000**		**0.0000**	**0.0000**		**0.0000**	**0.0000**		**2.2000e-004**	**2.2000e-004**	**0.0000**		**2.3000e-004**

7.0 Water Detail

7.1 Mitigation Measures Water

8.0 Waste Detail

8.1 Mitigation Measures Waste

9.0 Operational Offroad

Equipment Type	Number	Hours/Day	Days/Year	Horse Power	Load Factor	Fuel Type

10.0 Vegetation

SB WRP Influent Pump Station Const

San Diego Air Basin, Winter

1.0 Project Characteristics

1.1 Land Usage

Land Uses	Size	Metric	Lot Acreage	Floor Surface Area	Population
User Defined Industrial	1.00	User Defined Unit	0.00	0.00	0

1.2 Other Project Characteristics

Urbanization	Urban	**Wind Speed (m/s)**	2.6	**Precipitation Freq (Days)**	40
Climate Zone	13			**Operational Year**	2030
Utility Company	San Diego Gas & Electric				
CO2 Intensity (lb/MWhr)	720.49	**CH4 Intensity (lb/MWhr)**	0.029	**N2O Intensity (lb/MWhr)**	0.006

1.3 User Entered Comments & Non-Default Data

Project Characteristics -

Land Use -

Construction Phase - Modified

Off-road Equipment - Modified

Off-road Equipment - Modified

Off-road Equipment - Modified

Off-road Equipment - Modified

Trips and VMT - Modified

Table Name	Column Name	Default Value	New Value
tblConstructionPhase	NumDays	0.00	482.00
tblConstructionPhase	NumDays	0.00	10.00

tblConstructionPhase	NumDays	0.00	10.00
tblConstructionPhase	NumDays	0.00	10.00
tblOffRoadEquipment	OffRoadEquipmentUnitAmount	4.00	0.00
tblOffRoadEquipment	OffRoadEquipmentUnitAmount	1.00	0.00
tblOffRoadEquipment	OffRoadEquipmentUnitAmount	1.00	0.00
tblOffRoadEquipment	OffRoadEquipmentUnitAmount	2.00	1.00
tblOffRoadEquipment	OffRoadEquipmentUnitAmount	1.00	0.00
tblOffRoadEquipment	OffRoadEquipmentUnitAmount	2.00	1.00
tblOffRoadEquipment	OffRoadEquipmentUnitAmount	2.00	1.00
tblOffRoadEquipment	OffRoadEquipmentUnitAmount	1.00	0.00
tblProjectCharacteristics	OperationalYear	2014	2030
tblTripsAndVMT	HaulingTripNumber	0.00	100.00
tblTripsAndVMT	VendorTripNumber	0.00	4.00
tblTripsAndVMT	VendorTripNumber	0.00	2.00
tblTripsAndVMT	WorkerTripNumber	0.00	8.00

2.0 Emissions Summary

2.1 Overall Construction (Maximum Daily Emission)

Unmitigated Construction

	ROG	NOx	CO	SO2	Fugitive PM10	Exhaust PM10	PM10 Total	Fugitive PM2.5	Exhaust PM2.5	PM2.5 Total	Bio- CO2	NBio- CO2	Total CO2	CH4	N2O	CO2e
Year	lb/day										lb/day					
2029	1.1223	8.4008	13.7966	0.0225	6.0897	0.3332	6.4184	3.3287	0.3212	3.6311	0.0000	2,057.8857	2,057.8857	0.3784	0.0000	2,065.8313
2030	1.0368	6.2642	14.1351	0.0247	0.0790	0.1234	0.2024	0.0212	0.1232	0.1445	0.0000	2,242.0753	2,242.0753	0.0919	0.0000	2,244.0050
2031	1.0363	6.2634	14.1309	0.0247	0.0790	0.1492	0.2149	0.0212	0.1492	0.1666	0.0000	2,241.8304	2,241.8304	0.0919	0.0000	2,243.7595
Total	**3.1954**	**20.9284**	**42.0626**	**0.0718**	**6.2477**	**0.6058**	**6.8358**	**3.3711**	**0.5936**	**3.9422**	**0.0000**	**6,541.7915**	**6,541.7915**	**0.5621**	**0.0000**	**6,553.5958**

Mitigated Construction

	ROG	NOx	CO	SO2	Fugitive PM10	Exhaust PM10	PM10 Total	Fugitive PM2.5	Exhaust PM2.5	PM2.5 Total	Bio- CO2	NBio- CO2	Total CO2	CH4	N2O	CO2e
Year	lb/day										lb/day					
2029	1.1223	8.4008	13.7966	0.0225	6.0897	0.3332	6.4184	3.3287	0.3212	3.6311	0.0000	2,057.8857	2,057.8857	0.3784	0.0000	2,065.8313
2030	1.0368	6.2642	14.1351	0.0247	0.0790	0.1234	0.2024	0.0212	0.1232	0.1445	0.0000	2,242.0753	2,242.0753	0.0919	0.0000	2,244.0050
2031	1.0363	6.2634	14.1309	0.0247	0.0790	0.1492	0.2149	0.0212	0.1492	0.1666	0.0000	2,241.8304	2,241.8304	0.0919	0.0000	2,243.7595
Total	**3.1954**	**20.9284**	**42.0626**	**0.0718**	**6.2477**	**0.6058**	**6.8358**	**3.3711**	**0.5936**	**3.9422**	**0.0000**	**6,541.7915**	**6,541.7915**	**0.5621**	**0.0000**	**6,553.5958**

	ROG	**NOx**	**CO**	**SO2**	**Fugitive PM10**	**Exhaust PM10**	**PM10 Total**	**Fugitive PM2.5**	**Exhaust PM2.5**	**PM2.5 Total**	**Bio- CO2**	**NBio-CO2**	**Total CO2**	**CH4**	**N20**	**CO2e**
Percent Reduction	**0.00**	**0.00**	**0.00**	**0.00**	**0.00**	**0.00**	**0.00**	**0.00**	**0.00**	**0.00**	**0.00**	**0.00**	**0.00**	**0.00**	**0.00**	**0.00**

2.2 Overall Operational

Unmitigated Operational

	ROG	NOx	CO	SO2	Fugitive PM10	Exhaust PM10	PM10 Total	Fugitive PM2.5	Exhaust PM2.5	PM2.5 Total	Bio- CO2	NBio- CO2	Total CO2	CH4	N2O	CO2e
Category	lb/day										lb/day					
Area	1.0000e-005	0.0000	1.0000e-004	0.0000		0.0000	0.0000		0.0000	0.0000		2.2000e-004	2.2000e-004	0.0000		2.3000e-004
Energy	0.0000	0.0000	0.0000	0.0000		0.0000	0.0000		0.0000	0.0000		0.0000	0.0000	0.0000	0.0000	0.0000
Mobile	0.0000	0.0000	0.0000	0.0000	0.0000	0.0000	0.0000	0.0000	0.0000	0.0000		0.0000	0.0000	0.0000		0.0000
Total	**1.0000e-005**	**0.0000**	**1.0000e-004**	**0.0000**	**0.0000**	**0.0000**	**0.0000**	**0.0000**	**0.0000**	**0.0000**		**2.2000e-004**	**2.2000e-004**	**0.0000**	**0.0000**	**2.3000e-004**

Mitigated Operational

	ROG	NOx	CO	SO2	Fugitive PM10	Exhaust PM10	PM10 Total	Fugitive PM2.5	Exhaust PM2.5	PM2.5 Total	Bio- CO2	NBio- CO2	Total CO2	CH4	N2O	CO2e
Category	lb/day										lb/day					
Area	1.0000e-005	0.0000	1.0000e-004	0.0000		0.0000	0.0000		0.0000	0.0000		2.2000e-004	2.2000e-004	0.0000		2.3000e-004
Energy	0.0000	0.0000	0.0000	0.0000		0.0000	0.0000		0.0000	0.0000		0.0000	0.0000	0.0000	0.0000	0.0000
Mobile	0.0000	0.0000	0.0000	0.0000	0.0000	0.0000	0.0000	0.0000	0.0000	0.0000		0.0000	0.0000	0.0000		0.0000
Total	**1.0000e-005**	**0.0000**	**1.0000e-004**	**0.0000**	**0.0000**	**0.0000**	**0.0000**	**0.0000**	**0.0000**	**0.0000**		**2.2000e-004**	**2.2000e-004**	**0.0000**	**0.0000**	**2.3000e-004**

	ROG	**NOx**	**CO**	**SO2**	**Fugitive PM10**	**Exhaust PM10**	**PM10 Total**	**Fugitive PM2.5**	**Exhaust PM2.5**	**PM2.5 Total**	**Bio- CO2**	**NBio-CO2**	**Total CO2**	**CH4**	**N20**	**CO2e**
Percent Reduction	**0.00**	**0.00**	**0.00**	**0.00**	**0.00**	**0.00**	**0.00**	**0.00**	**0.00**	**0.00**	**0.00**	**0.00**	**0.00**	**0.00**	**0.00**	**0.00**

3.0 Construction Detail

Construction Phase

Phase Number	Phase Name	Phase Type	Start Date	End Date	Num Days Week	Num Days	Phase Description
1	Site Preparation	Site Preparation	11/15/2029	11/28/2029	5	10	
2	Grading	Grading	11/29/2029	12/12/2029	5	10	
3	Building Construction	Building Construction	12/13/2029	10/17/2031	5	482	
4	Paving	Paving	10/18/2031	10/31/2031	5	10	

Acres of Grading (Site Preparation Phase): 0

Acres of Grading (Grading Phase): 0

Acres of Paving: 0

Residential Indoor: 0; Residential Outdoor: 0; Non-Residential Indoor: 0; Non-Residential Outdoor: 0 (Architectural Coating – sqft)

OffRoad Equipment

Phase Name	Offroad Equipment Type	Amount	Usage Hours	Horse Power	Load Factor
Site Preparation	Graders	0	8.00	174	0.41
Site Preparation	Rubber Tired Dozers	1	8.00	255	0.40
Site Preparation	Tractors/Loaders/Backhoes	1	8.00	97	0.37
Grading	Concrete/Industrial Saws	0	8.00	81	0.73
Grading	Rubber Tired Dozers	1	1.00	255	0.40
Grading	Tractors/Loaders/Backhoes	1	6.00	97	0.37
Building Construction	Cranes	0	4.00	226	0.29
Building Construction	Excavators	1	8.00	162	0.38
Building Construction	Forklifts	1	6.00	89	0.20
Building Construction	Pumps	1	8.00	84	0.74
Building Construction	Tractors/Loaders/Backhoes	1	8.00	97	0.37
Building Construction	Welders	2	8.00	46	0.45
Paving	Cement and Mortar Mixers	0	6.00	9	0.56
Paving	Pavers	1	7.00	125	0.42
Paving	Paving Equipment	1	8.00	130	0.36
Paving	Rollers	1	7.00	80	0.38
Paving	Tractors/Loaders/Backhoes	0	7.00	97	0.37

Trips and VMT

Phase Name	Offroad Equipment Count	Worker Trip Number	Vendor Trip Number	Hauling Trip Number	Worker Trip Length	Vendor Trip Length	Hauling Trip Length	Worker Vehicle Class	Vendor Vehicle Class	Hauling Vehicle Class
Site Preparation	2	5.00	4.00	0.00	10.80	7.30	20.00	LD_Mix	HDT_Mix	HHDT
Grading	2	5.00	0.00	100.00	10.80	7.30	20.00	LD_Mix	HDT_Mix	HHDT
Building Construction	6	8.00	2.00	0.00	10.80	7.30	20.00	LD_Mix	HDT_Mix	HHDT
Paving	3	8.00	0.00	0.00	10.80	7.30	20.00	LD_Mix	HDT_Mix	HHDT

3.1 Mitigation Measures Construction

3.2 Site Preparation - 2029

Unmitigated Construction On-Site

	ROG	NOx	CO	SO2	Fugitive PM10	Exhaust PM10	PM10 Total	Fugitive PM2.5	Exhaust PM2.5	PM2.5 Total	Bio- CO2	NBio- CO2	Total CO2	CH4	N2O	CO2e
Category	lb/day										lb/day					
Fugitive Dust					6.0221	0.0000	6.0221	3.3102	0.0000	3.3102			0.0000			0.0000
Off-Road	0.7921	7.3969	7.5527	0.0120		0.3251	0.3251		0.2991	0.2991		1,163.9281	1,163.9281	0.3764		1,171.8333
Total	**0.7921**	**7.3969**	**7.5527**	**0.0120**	**6.0221**	**0.3251**	**6.3472**	**3.3102**	**0.2991**	**3.6093**		**1,163.9281**	**1,163.9281**	**0.3764**		**1,171.8333**

Unmitigated Construction Off-Site

	ROG	NOx	CO	SO2	Fugitive PM10	Exhaust PM10	PM10 Total	Fugitive PM2.5	Exhaust PM2.5	PM2.5 Total	Bio- CO2	NBio- CO2	Total CO2	CH4	N2O	CO2e
Category	lb/day										lb/day					
Hauling	0.0000	0.0000	0.0000	0.0000	0.0000	0.0000	0.0000	0.0000	0.0000	0.0000		0.0000	0.0000	0.0000		0.0000
Vendor	0.0260	0.1423	0.3813	9.3000e-004	0.0266	3.3400e-003	0.0299	7.5800e-003	3.0700e-003	0.0107		87.4790	87.4790	6.4000e-004		87.4923
Worker	9.3500e-003	0.0111	0.1034	4.9000e-004	0.0411	3.2000e-004	0.0414	0.0109	2.9000e-004	0.0112		31.2954	31.2954	1.2900e-003		31.3224
Total	**0.0353**	**0.1535**	**0.4847**	**1.4200e-003**	**0.0676**	**3.6600e-003**	**0.0713**	**0.0185**	**3.3600e-003**	**0.0218**		**118.7743**	**118.7743**	**1.9300e-003**		**118.8147**

Mitigated Construction On-Site

	ROG	NOx	CO	SO2	Fugitive PM10	Exhaust PM10	PM10 Total	Fugitive PM2.5	Exhaust PM2.5	PM2.5 Total	Bio- CO2	NBio- CO2	Total CO2	CH4	N2O	CO2e
Category	lb/day										lb/day					
Fugitive Dust					6.0221	0.0000	6.0221	3.3102	0.0000	3.3102			0.0000			0.0000
Off-Road	0.7921	7.3969	7.5527	0.0120		0.3251	0.3251		0.2991	0.2991	0.0000	1,163.9281	1,163.9281	0.3764		1,171.8333
Total	**0.7921**	**7.3969**	**7.5527**	**0.0120**	**6.0221**	**0.3251**	**6.3472**	**3.3102**	**0.2991**	**3.6093**	**0.0000**	**1,163.9281**	**1,163.9281**	**0.3764**		**1,171.8333**

Mitigated Construction Off-Site

	ROG	NOx	CO	SO2	Fugitive PM10	Exhaust PM10	PM10 Total	Fugitive PM2.5	Exhaust PM2.5	PM2.5 Total	Bio- CO2	NBio- CO2	Total CO2	CH4	N2O	CO2e
Category	lb/day										lb/day					
Hauling	0.0000	0.0000	0.0000	0.0000	0.0000	0.0000	0.0000	0.0000	0.0000	0.0000		0.0000	0.0000	0.0000		0.0000
Vendor	0.0260	0.1423	0.3813	9.3000e-004	0.0266	3.3400e-003	0.0299	7.5800e-003	3.0700e-003	0.0107		87.4790	87.4790	6.4000e-004		87.4923
Worker	9.3500e-003	0.0111	0.1034	4.9000e-004	0.0411	3.2000e-004	0.0414	0.0109	2.9000e-004	0.0112		31.2954	31.2954	1.2900e-003		31.3224
Total	**0.0353**	**0.1535**	**0.4847**	**1.4200e-003**	**0.0676**	**3.6600e-003**	**0.0713**	**0.0185**	**3.3600e-003**	**0.0218**		**118.7743**	**118.7743**	**1.9300e-003**		**118.8147**

3.3 Grading - 2029

Unmitigated Construction On-Site

	ROG	NOx	CO	SO2	Fugitive PM10	Exhaust PM10	PM10 Total	Fugitive PM2.5	Exhaust PM2.5	PM2.5 Total	Bio- CO2	NBio- CO2	Total CO2	CH4	N2O	CO2e
Category	lb/day										lb/day					
Fugitive Dust					0.7528	0.0000	0.7528	0.4138	0.0000	0.4138			0.0000			0.0000

Off-Road	0.1816	1.7590	2.3376	3.4500e-003		0.0744	0.0744		0.0685	0.0685		334.2759	334.2759	0.1081		336.5463
Total	**0.1816**	**1.7590**	**2.3376**	**3.4500e-003**	**0.7528**	**0.0744**	**0.8272**	**0.4138**	**0.0685**	**0.4823**		**334.2759**	**334.2759**	**0.1081**		**336.5463**

Unmitigated Construction Off-Site

	ROG	NOx	CO	SO2	Fugitive PM10	Exhaust PM10	PM10 Total	Fugitive PM2.5	Exhaust PM2.5	PM2.5 Total	Bio- CO2	NBio- CO2	Total CO2	CH4	N2O	CO2e
Category	lb/day										lb/day					
Hauling	0.1436	1.0215	1.8871	7.3800e-003	0.1743	0.0303	0.2046	0.0477	0.0279	0.0756		693.8144	693.8144	4.9100e-003		693.9174
Vendor	0.0000	0.0000	0.0000	0.0000	0.0000	0.0000	0.0000	0.0000	0.0000	0.0000		0.0000	0.0000	0.0000		0.0000
Worker	9.3500e-003	0.0111	0.1034	4.9000e-004	0.0411	3.2000e-004	0.0414	0.0109	2.9000e-004	0.0112		31.2954	31.2954	1.2900e-003		31.3224
Total	**0.1530**	**1.0326**	**1.9905**	**7.8700e-003**	**0.2154**	**0.0306**	**0.2460**	**0.0586**	**0.0282**	**0.0868**		**725.1097**	**725.1097**	**6.2000e-003**		**725.2398**

Mitigated Construction On-Site

	ROG	NOx	CO	SO2	Fugitive PM10	Exhaust PM10	PM10 Total	Fugitive PM2.5	Exhaust PM2.5	PM2.5 Total	Bio- CO2	NBio- CO2	Total CO2	CH4	N2O	CO2e
Category	lb/day										lb/day					
Fugitive Dust					0.7528	0.0000	0.7528	0.4138	0.0000	0.4138			0.0000			0.0000
Off-Road	0.1816	1.7590	2.3376	3.4500e-003		0.0744	0.0744		0.0685	0.0685	0.0000	334.2759	334.2759	0.1081		336.5463
Total	**0.1816**	**1.7590**	**2.3376**	**3.4500e-003**	**0.7528**	**0.0744**	**0.8272**	**0.4138**	**0.0685**	**0.4823**	**0.0000**	**334.2759**	**334.2759**	**0.1081**		**336.5463**

Mitigated Construction Off-Site

	ROG	NOx	CO	SO2	Fugitive PM10	Exhaust PM10	PM10 Total	Fugitive PM2.5	Exhaust PM2.5	PM2.5 Total	Bio- CO2	NBio- CO2	Total CO2	CH4	N2O	CO2e
Category	lb/day										lb/day					
Hauling	0.1436	1.0215	1.8871	7.3800e-003	0.1743	0.0303	0.2046	0.0477	0.0279	0.0756		693.8144	693.8144	4.9100e-003		693.9174
Vendor	0.0000	0.0000	0.0000	0.0000	0.0000	0.0000	0.0000	0.0000	0.0000	0.0000		0.0000	0.0000	0.0000		0.0000
Worker	9.3500e-003	0.0111	0.1034	4.9000e-004	0.0411	3.2000e-004	0.0414	0.0109	2.9000e-004	0.0112		31.2954	31.2954	1.2900e-003		31.3224
Total	**0.1530**	**1.0326**	**1.9905**	**7.8700e-003**	**0.2154**	**0.0306**	**0.2460**	**0.0586**	**0.0282**	**0.0868**		**725.1097**	**725.1097**	**6.2000e-003**		**725.2398**

3.4 Building Construction - 2029

Unmitigated Construction On-Site

	ROG	NOx	CO	SO2	Fugitive PM10	Exhaust PM10	PM10 Total	Fugitive PM2.5	Exhaust PM2.5	PM2.5 Total	Bio- CO2	NBio- CO2	Total CO2	CH4	N2O	CO2e
Category	lb/day										lb/day					
Off-Road	1.0943	8.3118	13.4406	0.0213		0.3310	0.3310		0.3191	0.3191		1,964.0737	1,964.0737	0.3642		1,971.7210
Total	**1.0943**	**8.3118**	**13.4406**	**0.0213**		**0.3310**	**0.3310**		**0.3191**	**0.3191**		**1,964.0737**	**1,964.0737**	**0.3642**		**1,971.7210**

Unmitigated Construction Off-Site

	ROG	NOx	CO	SO2	Fugitive PM10	Exhaust PM10	PM10 Total	Fugitive PM2.5	Exhaust PM2.5	PM2.5 Total	Bio- CO2	NBio- CO2	Total CO2	CH4	N2O	CO2e
Category	lb/day										lb/day					

Hauling	0.0000	0.0000	0.0000	0.0000	0.0000	0.0000	0.0000	0.0000	0.0000	0.0000		0.0000	0.0000	0.0000		0.0000
Vendor	0.0130	0.0712	0.1907	4.7000e-004	0.0133	1.6700e-003	0.0150	3.7900e-003	1.5400e-003	5.3300e-003		43.7395	43.7395	3.2000e-004		43.7462
Worker	0.0150	0.0178	0.1654	7.8000e-004	0.0657	5.1000e-004	0.0662	0.0174	4.7000e-004	0.0179		50.0726	50.0726	2.0600e-003		50.1158
Total	**0.0280**	**0.0890**	**0.3561**	**1.2500e-003**	**0.0790**	**2.1800e-003**	**0.0812**	**0.0212**	**2.0100e-003**	**0.0232**		**93.8120**	**93.8120**	**2.3800e-003**		**93.8620**

Mitigated Construction On-Site

	ROG	NOx	CO	SO2	Fugitive PM10	Exhaust PM10	PM10 Total	Fugitive PM2.5	Exhaust PM2.5	PM2.5 Total	Bio- CO2	NBio- CO2	Total CO2	CH4	N2O	CO2e
Category	lb/day										lb/day					
Off-Road	1.0943	8.3118	13.4406	0.0213		0.3310	0.3310		0.3191	0.3191	0.0000	1,964.0737	1,964.0737	0.3642		1,971.7210
Total	**1.0943**	**8.3118**	**13.4406**	**0.0213**		**0.3310**	**0.3310**		**0.3191**	**0.3191**	**0.0000**	**1,964.0737**	**1,964.0737**	**0.3642**		**1,971.7210**

Mitigated Construction Off-Site

	ROG	NOx	CO	SO2	Fugitive PM10	Exhaust PM10	PM10 Total	Fugitive PM2.5	Exhaust PM2.5	PM2.5 Total	Bio- CO2	NBio- CO2	Total CO2	CH4	N2O	CO2e
Category	lb/day										lb/day					
Hauling	0.0000	0.0000	0.0000	0.0000	0.0000	0.0000	0.0000	0.0000	0.0000	0.0000		0.0000	0.0000	0.0000		0.0000
Vendor	0.0130	0.0712	0.1907	4.7000e-004	0.0133	1.6700e-003	0.0150	3.7900e-003	1.5400e-003	5.3300e-003		43.7395	43.7395	3.2000e-004		43.7462
Worker	0.0150	0.0178	0.1654	7.8000e-004	0.0657	5.1000e-004	0.0662	0.0174	4.7000e-004	0.0179		50.0726	50.0726	2.0600e-003		50.1158
Total	**0.0280**	**0.0890**	**0.3561**	**1.2500e-003**	**0.0790**	**2.1800e-003**	**0.0812**	**0.0212**	**2.0100e-003**	**0.0232**		**93.8120**	**93.8120**	**2.3800e-003**		**93.8620**

3.4 Building Construction - 2030

Unmitigated Construction On-Site

	ROG	NOx	CO	SO2	Fugitive PM10	Exhaust PM10	PM10 Total	Fugitive PM2.5	Exhaust PM2.5	PM2.5 Total	Bio- CO2	NBio- CO2	Total CO2	CH4	N2O	CO2e
Category	lb/day										lb/day					
Off-Road	1.0095	6.1760	13.7845	0.0234		0.1212	0.1212		0.1212	0.1212		2,148.5471	2,148.5471	0.0896		2,150.4277
Total	**1.0095**	**6.1760**	**13.7845**	**0.0234**		**0.1212**	**0.1212**		**0.1212**	**0.1212**		**2,148.5471**	**2,148.5471**	**0.0896**		**2,150.4277**

Unmitigated Construction Off-Site

	ROG	NOx	CO	SO2	Fugitive PM10	Exhaust PM10	PM10 Total	Fugitive PM2.5	Exhaust PM2.5	PM2.5 Total	Bio- CO2	NBio- CO2	Total CO2	CH4	N2O	CO2e
Category	lb/day										lb/day					
Hauling	0.0000	0.0000	0.0000	0.0000	0.0000	0.0000	0.0000	0.0000	0.0000	0.0000		0.0000	0.0000	0.0000		0.0000
Vendor	0.0128	0.0708	0.1894	4.7000e-004	0.0133	1.6700e-003	0.0150	3.7900e-003	1.5400e-003	5.3300e-003		43.7445	43.7445	3.2000e-004		43.7512
Worker	0.0145	0.0173	0.1611	7.8000e-004	0.0657	5.1000e-004	0.0662	0.0174	4.7000e-004	0.0179		49.7837	49.7837	2.0200e-003		49.8262
Total	**0.0273**	**0.0881**	**0.3506**	**1.2500e-003**	**0.0790**	**2.1800e-003**	**0.0812**	**0.0212**	**2.0100e-003**	**0.0232**		**93.5282**	**93.5282**	**2.3400e-003**		**93.5773**

Mitigated Construction On-Site

	ROG	NOx	CO	SO2	Fugitive PM10	Exhaust PM10	PM10 Total	Fugitive PM2.5	Exhaust PM2.5	PM2.5 Total	Bio- CO2	NBio- CO2	Total CO2	CH4	N2O	CO2e
Category	lb/day										lb/day					
Off-Road	1.0095	6.1760	13.7845	0.0234		0.1212	0.1212		0.1212	0.1212	0.0000	2,148.5471	2,148.5471	0.0896		2,150.4277
Total	**1.0095**	**6.1760**	**13.7845**	**0.0234**		**0.1212**	**0.1212**		**0.1212**	**0.1212**	**0.0000**	**2,148.5471**	**2,148.5471**	**0.0896**		**2,150.4277**

Mitigated Construction Off-Site

	ROG	NOx	CO	SO2	Fugitive PM10	Exhaust PM10	PM10 Total	Fugitive PM2.5	Exhaust PM2.5	PM2.5 Total	Bio- CO2	NBio- CO2	Total CO2	CH4	N2O	CO2e
Category	lb/day										lb/day					
Hauling	0.0000	0.0000	0.0000	0.0000	0.0000	0.0000	0.0000	0.0000	0.0000	0.0000		0.0000	0.0000	0.0000		0.0000
Vendor	0.0128	0.0708	0.1894	4.7000e-004	0.0133	1.6700e-003	0.0150	3.7900e-003	1.5400e-003	5.3300e-003		43.7445	43.7445	3.2000e-004		43.7512
Worker	0.0145	0.0173	0.1611	7.8000e-004	0.0657	5.1000e-004	0.0662	0.0174	4.7000e-004	0.0179		49.7837	49.7837	2.0200e-003		49.8262
Total	**0.0273**	**0.0881**	**0.3506**	**1.2500e-003**	**0.0790**	**2.1800e-003**	**0.0812**	**0.0212**	**2.0100e-003**	**0.0232**		**93.5282**	**93.5282**	**2.3400e-003**		**93.5773**

3.4 Building Construction - 2031

Unmitigated Construction On-Site

	ROG	NOx	CO	SO2	Fugitive PM10	Exhaust PM10	PM10 Total	Fugitive PM2.5	Exhaust PM2.5	PM2.5 Total	Bio- CO2	NBio- CO2	Total CO2	CH4	N2O	CO2e
Category	lb/day										lb/day					
Off-Road	1.0095	6.1760	13.7845	0.0234		0.1212	0.1212		0.1212	0.1212		2,148.5471	2,148.5471	0.0896		2,150.4277

Total	**1.0095**	**6.1760**	**13.7845**	**0.0234**		**0.1212**	**0.1212**		**0.1212**	**0.1212**		**2,148.5471**	**2,148.5471**	**0.0896**		**2,150.4277**

Unmitigated Construction Off-Site

	ROG	NOx	CO	SO2	Fugitive PM10	Exhaust PM10	PM10 Total	Fugitive PM2.5	Exhaust PM2.5	PM2.5 Total	Bio- CO2	NBio- CO2	Total CO2	CH4	N2O	CO2e
Category	lb/day										lb/day					
Hauling	0.0000	0.0000	0.0000	0.0000	0.0000	0.0000	0.0000	0.0000	0.0000	0.0000		0.0000	0.0000	0.0000		0.0000
Vendor	0.0127	0.0705	0.1887	4.7000e-004	0.0133	1.6700e-003	0.0150	3.7900e-003	1.5400e-003	5.3300e-003		43.7421	43.7421	3.2000e-004		43.7488
Worker	0.0141	0.0169	0.1577	7.8000e-004	0.0657	5.1000e-004	0.0662	0.0174	4.7000e-004	0.0179		49.5412	49.5412	1.9900e-003		49.5830
Total	**0.0268**	**0.0874**	**0.3464**	**1.2500e-003**	**0.0790**	**2.1800e-003**	**0.0812**	**0.0212**	**2.0100e-003**	**0.0232**		**93.2833**	**93.2833**	**2.3100e-003**		**93.3318**

Mitigated Construction On-Site

	ROG	NOx	CO	SO2	Fugitive PM10	Exhaust PM10	PM10 Total	Fugitive PM2.5	Exhaust PM2.5	PM2.5 Total	Bio- CO2	NBio- CO2	Total CO2	CH4	N2O	CO2e
Category	lb/day										lb/day					
Off-Road	1.0095	6.1760	13.7845	0.0234		0.1212	0.1212		0.1212	0.1212	0.0000	2,148.5471	2,148.5471	0.0896		2,150.4277
Total	**1.0095**	**6.1760**	**13.7845**	**0.0234**		**0.1212**	**0.1212**		**0.1212**	**0.1212**	**0.0000**	**2,148.5471**	**2,148.5471**	**0.0896**		**2,150.4277**

Mitigated Construction Off-Site

	ROG	NOx	CO	SO2	Fugitive PM10	Exhaust PM10	PM10 Total	Fugitive PM2.5	Exhaust PM2.5	PM2.5 Total	Bio- CO2	NBio- CO2	Total CO2	CH4	N2O	CO2e
Category	lb/day										lb/day					
Hauling	0.0000	0.0000	0.0000	0.0000	0.0000	0.0000	0.0000	0.0000	0.0000	0.0000		0.0000	0.0000	0.0000		0.0000
Vendor	0.0127	0.0705	0.1887	4.7000e-004	0.0133	1.6700e-003	0.0150	3.7900e-003	1.5400e-003	5.3300e-003		43.7421	43.7421	3.2000e-004		43.7488
Worker	0.0141	0.0169	0.1577	7.8000e-004	0.0657	5.1000e-004	0.0662	0.0174	4.7000e-004	0.0179		49.5412	49.5412	1.9900e-003		49.5830
Total	**0.0268**	**0.0874**	**0.3464**	**1.2500e-003**	**0.0790**	**2.1800e-003**	**0.0812**	**0.0212**	**2.0100e-003**	**0.0232**		**93.2833**	**93.2833**	**2.3100e-003**		**93.3318**

3.5 Paving - 2031

Unmitigated Construction On-Site

	ROG	NOx	CO	SO2	Fugitive PM10	Exhaust PM10	PM10 Total	Fugitive PM2.5	Exhaust PM2.5	PM2.5 Total	Bio- CO2	NBio- CO2	Total CO2	CH4	N2O	CO2e
Category	lb/day										lb/day					
Off-Road	0.6227	3.1944	7.1307	0.0126		0.1487	0.1487		0.1487	0.1487		1,196.1292	1,196.1292	0.0560		1,197.3052
Paving	0.0000					0.0000	0.0000		0.0000	0.0000			0.0000			0.0000
Total	**0.6227**	**3.1944**	**7.1307**	**0.0126**		**0.1487**	**0.1487**		**0.1487**	**0.1487**		**1,196.1292**	**1,196.1292**	**0.0560**		**1,197.3052**

Unmitigated Construction Off-Site

	ROG	NOx	CO	SO2	Fugitive PM10	Exhaust PM10	PM10 Total	Fugitive PM2.5	Exhaust PM2.5	PM2.5 Total	Bio- CO2	NBio- CO2	Total CO2	CH4	N2O	CO2e
Category	lb/day										lb/day					

Hauling	0.0000	0.0000	0.0000	0.0000	0.0000	0.0000	0.0000	0.0000	0.0000	0.0000		0.0000	0.0000	0.0000		0.0000
Vendor	0.0000	0.0000	0.0000	0.0000	0.0000	0.0000	0.0000	0.0000	0.0000	0.0000		0.0000	0.0000	0.0000		0.0000
Worker	0.0141	0.0169	0.1577	7.8000e-004	0.0657	5.1000e-004	0.0662	0.0174	4.7000e-004	0.0179		49.5412	49.5412	1.9900e-003		49.5830
Total	**0.0141**	**0.0169**	**0.1577**	**7.8000e-004**	**0.0657**	**5.1000e-004**	**0.0662**	**0.0174**	**4.7000e-004**	**0.0179**		**49.5412**	**49.5412**	**1.9900e-003**		**49.5830**

Mitigated Construction On-Site

	ROG	NOx	CO	SO2	Fugitive PM10	Exhaust PM10	PM10 Total	Fugitive PM2.5	Exhaust PM2.5	PM2.5 Total	Bio- CO2	NBio- CO2	Total CO2	CH4	N2O	CO2e
Category	lb/day										lb/day					
Off-Road	0.6227	3.1944	7.1307	0.0126		0.1487	0.1487		0.1487	0.1487	0.0000	1,196.1292	1,196.1292	0.0560		1,197.3052
Paving	0.0000					0.0000	0.0000		0.0000	0.0000			0.0000			0.0000
Total	**0.6227**	**3.1944**	**7.1307**	**0.0126**		**0.1487**	**0.1487**		**0.1487**	**0.1487**	**0.0000**	**1,196.1292**	**1,196.1292**	**0.0560**		**1,197.3052**

Mitigated Construction Off-Site

	ROG	NOx	CO	SO2	Fugitive PM10	Exhaust PM10	PM10 Total	Fugitive PM2.5	Exhaust PM2.5	PM2.5 Total	Bio- CO2	NBio- CO2	Total CO2	CH4	N2O	CO2e
Category	lb/day										lb/day					
Hauling	0.0000	0.0000	0.0000	0.0000	0.0000	0.0000	0.0000	0.0000	0.0000	0.0000		0.0000	0.0000	0.0000		0.0000
Vendor	0.0000	0.0000	0.0000	0.0000	0.0000	0.0000	0.0000	0.0000	0.0000	0.0000		0.0000	0.0000	0.0000		0.0000
Worker	0.0141	0.0169	0.1577	7.8000e-004	0.0657	5.1000e-004	0.0662	0.0174	4.7000e-004	0.0179		49.5412	49.5412	1.9900e-003		49.5830
Total	**0.0141**	**0.0169**	**0.1577**	**7.8000e-004**	**0.0657**	**5.1000e-004**	**0.0662**	**0.0174**	**4.7000e-004**	**0.0179**		**49.5412**	**49.5412**	**1.9900e-003**		**49.5830**

4.0 Operational Detail - Mobile

4.1 Mitigation Measures Mobile

	ROG	NOx	CO	SO2	Fugitive PM10	Exhaust PM10	PM10 Total	Fugitive PM2.5	Exhaust PM2.5	PM2.5 Total	Bio- CO2	NBio- CO2	Total CO2	CH4	N2O	CO2e
Category	lb/day										lb/day					
Mitigated	0.0000	0.0000	0.0000	0.0000	0.0000	0.0000	0.0000	0.0000	0.0000	0.0000		0.0000	0.0000	0.0000		0.0000
Unmitigated	0.0000	0.0000	0.0000	0.0000	0.0000	0.0000	0.0000	0.0000	0.0000	0.0000		0.0000	0.0000	0.0000		0.0000

4.2 Trip Summary Information

	Average Daily Trip Rate			Unmitigated	Mitigated
Land Use	Weekday	Saturday	Sunday	Annual VMT	Annual VMT
User Defined Industrial	0.00	0.00	0.00		
Total	0.00	0.00	0.00		

4.3 Trip Type Information

	Miles			Trip %			Trip Purpose %		
Land Use	H-W or C-W	H-S or C-C	H-O or C-NW	H-W or C-W	H-S or C-C	H-O or C-NW	Primary	Diverted	Pass-by
User Defined Industrial	9.50	7.30	7.30	0.00	0.00	0.00	0	0	0

LDA	LDT1	LDT2	MDV	LHD1	LHD2	MHD	HHD	OBUS	UBUS	MCY	SBUS	MH
0.511899	0.073785	0.191337	0.129949	0.036287	0.005233	0.012831	0.024351	0.001922	0.001998	0.006506	0.000492	0.003409

5.0 Energy Detail

4.4 Fleet Mix

Historical Energy Use: N

5.1 Mitigation Measures Energy

	ROG	NOx	CO	SO2	Fugitive PM10	Exhaust PM10	PM10 Total	Fugitive PM2.5	Exhaust PM2.5	PM2.5 Total	Bio- CO2	NBio- CO2	Total CO2	CH4	N2O	CO2e
Category	lb/day										lb/day					
NaturalGas Mitigated	0.0000	0.0000	0.0000	0.0000		0.0000	0.0000		0.0000	0.0000		0.0000	0.0000	0.0000	0.0000	0.0000
NaturalGas Unmitigated	0.0000	0.0000	0.0000	0.0000		0.0000	0.0000		0.0000	0.0000		0.0000	0.0000	0.0000	0.0000	0.0000

5.2 Energy by Land Use - NaturalGas

Unmitigated

	NaturalGas Use	ROG	NOx	CO	SO2	Fugitive PM10	Exhaust PM10	PM10 Total	Fugitive PM2.5	Exhaust PM2.5	PM2.5 Total	Bio- CO2	NBio- CO2	Total CO2	CH4	N2O	CO2e
Land Use	kBTU/yr	lb/day										lb/day					
User Defined Industrial	0	0.0000	0.0000	0.0000	0.0000		0.0000	0.0000		0.0000	0.0000		0.0000	0.0000	0.0000	0.0000	0.0000
Total		**0.0000**	**0.0000**	**0.0000**	**0.0000**		**0.0000**	**0.0000**		**0.0000**	**0.0000**		**0.0000**	**0.0000**	**0.0000**	**0.0000**	**0.0000**

Mitigated

	NaturalGas Use	ROG	NOx	CO	SO2	Fugitive PM10	Exhaust PM10	PM10 Total	Fugitive PM2.5	Exhaust PM2.5	PM2.5 Total	Bio- CO2	NBio- CO2	Total CO2	CH4	N2O	CO2e
Land Use	kBTU/yr	lb/day										lb/day					
User Defined Industrial	0	0.0000	0.0000	0.0000	0.0000		0.0000	0.0000		0.0000	0.0000		0.0000	0.0000	0.0000	0.0000	0.0000
Total		**0.0000**	**0.0000**	**0.0000**	**0.0000**		**0.0000**	**0.0000**		**0.0000**	**0.0000**		**0.0000**	**0.0000**	**0.0000**	**0.0000**	**0.0000**

6.0 Area Detail

6.1 Mitigation Measures Area

	ROG	NOx	CO	SO2	Fugitive PM10	Exhaust PM10	PM10 Total	Fugitive PM2.5	Exhaust PM2.5	PM2.5 Total	Bio- CO2	NBio- CO2	Total CO2	CH4	N2O	CO2e
Category	lb/day										lb/day					
Mitigated	1.0000e-005	0.0000	1.0000e-004	0.0000		0.0000	0.0000		0.0000	0.0000		2.2000e-004	2.2000e-004	0.0000		2.3000e-004
Unmitigated	1.0000e-005	0.0000	1.0000e-004	0.0000		0.0000	0.0000		0.0000	0.0000		2.2000e-004	2.2000e-004	0.0000		2.3000e-004

6.2 Area by SubCategory

Unmitigated

	ROG	NOx	CO	SO2	Fugitive PM10	Exhaust PM10	PM10 Total	Fugitive PM2.5	Exhaust PM2.5	PM2.5 Total	Bio- CO2	NBio- CO2	Total CO2	CH4	N2O	CO2e
SubCategory	lb/day										lb/day					
Consumer Products	0.0000					0.0000	0.0000		0.0000	0.0000			0.0000			0.0000

Landscaping	1.0000e-005	0.0000	1.0000e-004	0.0000		0.0000	0.0000		0.0000	0.0000		2.2000e-004	2.2000e-004	0.0000		2.3000e-004
Architectural Coating	0.0000					0.0000	0.0000		0.0000	0.0000			0.0000			0.0000
Total	**1.0000e-005**	**0.0000**	**1.0000e-004**	**0.0000**		**0.0000**	**0.0000**		**0.0000**	**0.0000**		**2.2000e-004**	**2.2000e-004**	**0.0000**		**2.3000e-004**

Mitigated

	ROG	NOx	CO	SO2	Fugitive PM10	Exhaust PM10	PM10 Total	Fugitive PM2.5	Exhaust PM2.5	PM2.5 Total	Bio- CO2	NBio- CO2	Total CO2	CH4	N2O	CO2e
SubCategory	lb/day										lb/day					
Consumer Products	0.0000					0.0000	0.0000		0.0000	0.0000			0.0000			0.0000
Landscaping	1.0000e-005	0.0000	1.0000e-004	0.0000		0.0000	0.0000		0.0000	0.0000		2.2000e-004	2.2000e-004	0.0000		2.3000e-004
Architectural Coating	0.0000					0.0000	0.0000		0.0000	0.0000			0.0000			0.0000
Total	**1.0000e-005**	**0.0000**	**1.0000e-004**	**0.0000**		**0.0000**	**0.0000**		**0.0000**	**0.0000**		**2.2000e-004**	**2.2000e-004**	**0.0000**		**2.3000e-004**

7.0 Water Detail

7.1 Mitigation Measures Water

8.0 Waste Detail

8.1 Mitigation Measures Waste

9.0 Operational Offroad

Equipment Type	Number	Hours/Day	Days/Year	Horse Power	Load Factor	Fuel Type

10.0 Vegetation

Central Area Component

CA SDG&E Substation Const

San Diego Air Basin, Summer

1.0 Project Characteristics

1.1 Land Usage

Land Uses	Size	Metric	Lot Acreage	Floor Surface Area	Population
User Defined Industrial	1.00	User Defined Unit	2.50	0.00	0

1.2 Other Project Characteristics

Urbanization	Urban	**Wind Speed (m/s)**	2.6	**Precipitation Freq (Days)**	40
Climate Zone	13			**Operational Year**	2025
Utility Company	San Diego Gas & Electric				
CO2 Intensity (lb/MWhr)	720.49	**CH4 Intensity (lb/MWhr)**	0.029	**N2O Intensity (lb/MWhr)**	0.006

1.3 User Entered Comments & Non-Default Data

Project Characteristics -

Land Use - Modified

Construction Phase - Modified

Off-road Equipment - Modified

Off-road Equipment - Modified

Off-road Equipment - Modified

Off-road Equipment - Modified

Trips and VMT - Modified

Grading - Modified

Table Name	Column Name	Default Value	New Value
tblConstructionPhase	NumDays	220.00	443.00

tblConstructionPhase	NumDays	6.00	40.00
tblConstructionPhase	NumDays	10.00	20.00
tblConstructionPhase	NumDays	3.00	20.00
tblGrading	AcresOfGrading	0.00	2.50
tblGrading	MaterialExported	0.00	160.00
tblLandUse	LotAcreage	0.00	2.50
tblOffRoadEquipment	OffRoadEquipmentUnitAmount	1.00	0.00
tblOffRoadEquipment	OffRoadEquipmentUnitAmount	2.00	1.00
tblOffRoadEquipment	OffRoadEquipmentUnitAmount	1.00	0.00
tblOffRoadEquipment	OffRoadEquipmentUnitAmount	1.00	0.00
tblOffRoadEquipment	OffRoadEquipmentUnitAmount	2.00	0.00
tblOffRoadEquipment	OffRoadEquipmentUnitAmount	1.00	0.00
tblOffRoadEquipment	OffRoadEquipmentUnitAmount	1.00	2.00
tblOffRoadEquipment	OffRoadEquipmentUnitAmount	1.00	0.00
tblOffRoadEquipment	OffRoadEquipmentUnitAmount	3.00	2.00
tblOffRoadEquipment	UsageHours	8.00	4.00
tblProjectCharacteristics	OperationalYear	2014	2025
tblTripsAndVMT	HaulingTripNumber	20.00	400.00
tblTripsAndVMT	VendorTripNumber	0.00	4.00
tblTripsAndVMT	VendorTripNumber	0.00	2.00
tblTripsAndVMT	WorkerTripNumber	0.00	18.00

2.0 Emissions Summary

2.1 Overall Construction (Maximum Daily Emission)

Unmitigated Construction

	ROG	NOx	CO	SO2	Fugitive PM10	Exhaust PM10	PM10 Total	Fugitive PM2.5	Exhaust PM2.5	PM2.5 Total	Bio- CO2	NBio- CO2	Total CO2	CH4	N2O	CO2e
Year	lb/day										lb/day					

2026	1.2676	10.9476	14.6153	0.0289	6.3700	0.4679	6.8380	3.3935	0.4313	3.8248	0.0000	2,722.0618	2,722.0618	0.6276	0.0000	2,735.2410
2027	1.1795	9.4572	12.7104	0.0229	0.1611	0.3653	0.5264	0.0430	0.3503	0.3933	0.0000	2,059.8612	2,059.8612	0.3444	0.0000	2,067.0940
2028	1.1783	9.4555	12.6978	0.0229	0.1611	0.3653	0.5265	0.0430	0.3503	0.3933	0.0000	2,058.9167	2,058.9167	0.3443	0.0000	2,066.1474
Total	**3.6254**	**29.8602**	**40.0235**	**0.0747**	**6.6923**	**1.1985**	**7.8909**	**3.4796**	**1.1318**	**4.6114**	**0.0000**	**6,840.8397**	**6,840.8397**	**1.3163**	**0.0000**	**6,868.4824**

Mitigated Construction

	ROG	NOx	CO	SO2	Fugitive PM10	Exhaust PM10	PM10 Total	Fugitive PM2.5	Exhaust PM2.5	PM2.5 Total	Bio- CO2	NBio- CO2	Total CO2	CH4	N2O	CO2e
Year	lb/day										lb/day					
2026	1.2676	10.9476	14.6153	0.0289	6.3700	0.4679	6.8380	3.3935	0.4313	3.8248	0.0000	2,722.0618	2,722.0618	0.6276	0.0000	2,735.2410
2027	1.1795	9.4572	12.7104	0.0229	0.1611	0.3653	0.5264	0.0430	0.3503	0.3933	0.0000	2,059.8612	2,059.8612	0.3444	0.0000	2,067.0940
2028	1.1783	9.4555	12.6978	0.0229	0.1611	0.3653	0.5265	0.0430	0.3503	0.3933	0.0000	2,058.9167	2,058.9167	0.3443	0.0000	2,066.1474
Total	**3.6254**	**29.8602**	**40.0235**	**0.0747**	**6.6923**	**1.1985**	**7.8909**	**3.4796**	**1.1318**	**4.6114**	**0.0000**	**6,840.8397**	**6,840.8397**	**1.3163**	**0.0000**	**6,868.4824**

	ROG	**NOx**	**CO**	**SO2**	**Fugitive PM10**	**Exhaust PM10**	**PM10 Total**	**Fugitive PM2.5**	**Exhaust PM2.5**	**PM2.5 Total**	**Bio- CO2**	**NBio-CO2**	**Total CO2**	**CH4**	**N20**	**CO2e**
Percent Reduction	**0.00**	**0.00**	**0.00**	**0.00**	**0.00**	**0.00**	**0.00**	**0.00**	**0.00**	**0.00**	**0.00**	**0.00**	**0.00**	**0.00**	**0.00**	**0.00**

2.2 Overall Operational

Unmitigated Operational

	ROG	NOx	CO	SO2	Fugitive PM10	Exhaust PM10	PM10 Total	Fugitive PM2.5	Exhaust PM2.5	PM2.5 Total	Bio- CO2	NBio- CO2	Total CO2	CH4	N2O	CO2e
Category	lb/day										lb/day					

Area	1.0000e-005	0.0000	1.0000e-004	0.0000		0.0000	0.0000		0.0000	0.0000		2.2000e-004	2.2000e-004	0.0000		2.3000e-004
Energy	0.0000	0.0000	0.0000	0.0000		0.0000	0.0000		0.0000	0.0000		0.0000	0.0000	0.0000	0.0000	0.0000
Mobile	0.0000	0.0000	0.0000	0.0000	0.0000	0.0000	0.0000	0.0000	0.0000	0.0000		0.0000	0.0000	0.0000		0.0000
Total	**1.0000e-005**	**0.0000**	**1.0000e-004**	**0.0000**	**0.0000**	**0.0000**	**0.0000**	**0.0000**	**0.0000**	**0.0000**		**2.2000e-004**	**2.2000e-004**	**0.0000**	**0.0000**	**2.3000e-004**

Mitigated Operational

	ROG	NOx	CO	SO2	Fugitive PM10	Exhaust PM10	PM10 Total	Fugitive PM2.5	Exhaust PM2.5	PM2.5 Total	Bio- CO2	NBio- CO2	Total CO2	CH4	N2O	CO2e
Category	lb/day										lb/day					
Area	1.0000e-005	0.0000	1.0000e-004	0.0000		0.0000	0.0000		0.0000	0.0000		2.2000e-004	2.2000e-004	0.0000		2.3000e-004
Energy	0.0000	0.0000	0.0000	0.0000		0.0000	0.0000		0.0000	0.0000		0.0000	0.0000	0.0000	0.0000	0.0000
Mobile	0.0000	0.0000	0.0000	0.0000	0.0000	0.0000	0.0000	0.0000	0.0000	0.0000		0.0000	0.0000	0.0000		0.0000
Total	**1.0000e-005**	**0.0000**	**1.0000e-004**	**0.0000**	**0.0000**	**0.0000**	**0.0000**	**0.0000**	**0.0000**	**0.0000**		**2.2000e-004**	**2.2000e-004**	**0.0000**	**0.0000**	**2.3000e-004**

	ROG	**NOx**	**CO**	**SO2**	**Fugitive PM10**	**Exhaust PM10**	**PM10 Total**	**Fugitive PM2.5**	**Exhaust PM2.5**	**PM2.5 Total**	**Bio- CO2**	**NBio-CO2**	**Total CO2**	**CH4**	**N20**	**CO2e**
Percent Reduction	**0.00**	**0.00**	**0.00**	**0.00**	**0.00**	**0.00**	**0.00**	**0.00**	**0.00**	**0.00**	**0.00**	**0.00**	**0.00**	**0.00**	**0.00**	**0.00**

3.0 Construction Detail

Construction Phase

Phase Number	Phase Name	Phase Type	Start Date	End Date	Num Days Week	Num Days	Phase Description
1	Site Preparation	Site Preparation	4/1/2026	4/28/2026	5	20	
2	Grading	Grading	4/29/2026	6/23/2026	5	40	

3	Building Construction	Building Construction	6/24/2026	3/3/2028	5	443	
4	Paving	Paving	3/4/2028	3/31/2028	5	20	

Acres of Grading (Site Preparation Phase): 0

Acres of Grading (Grading Phase): 2.5

Acres of Paving: 0

Residential Indoor: 0; Residential Outdoor: 0; Non-Residential Indoor: 0; Non-Residential Outdoor: 0 (Architectural Coating – sqft)

OffRoad Equipment

Phase Name	Offroad Equipment Type	Amount	Usage Hours	Horse Power	Load Factor
Site Preparation	Graders	0	8.00	174	0.41
Site Preparation	Rubber Tired Dozers	1	8.00	255	0.40
Site Preparation	Scrapers	0	8.00	361	0.48
Site Preparation	Tractors/Loaders/Backhoes	1	7.00	97	0.37
Grading	Excavators	1	8.00	162	0.38
Grading	Graders	0	8.00	174	0.41
Grading	Plate Compactors	1	8.00	8	0.43
Grading	Rubber Tired Dozers	1	8.00	255	0.40
Grading	Tractors/Loaders/Backhoes	2	7.00	97	0.37
Building Construction	Cranes	1	4.00	226	0.29
Building Construction	Forklifts	1	7.00	89	0.20
Building Construction	Generator Sets	1	8.00	84	0.74
Building Construction	Tractors/Loaders/Backhoes	2	6.00	97	0.37
Building Construction	Welders	2	8.00	46	0.45
Paving	Cement and Mortar Mixers	0	8.00	9	0.56
Paving	Pavers	1	8.00	125	0.42
Paving	Paving Equipment	1	8.00	130	0.36
Paving	Rollers	0	8.00	80	0.38
Paving	Tractors/Loaders/Backhoes	0	8.00	97	0.37

Trips and VMT

Phase Name	Offroad Equipment Count	Worker Trip Number	Vendor Trip Number	Hauling Trip Number	Worker Trip Length	Vendor Trip Length	Hauling Trip Length	Worker Vehicle Class	Vendor Vehicle Class	Hauling Vehicle Class
Site Preparation	2	5.00	4.00	0.00	10.80	7.30	20.00	LD_Mix	HDT_Mix	HHDT
Grading	5	13.00	0.00	400.00	10.80	7.30	20.00	LD_Mix	HDT_Mix	HHDT
Building Construction	7	18.00	2.00	0.00	10.80	7.30	20.00	LD_Mix	HDT_Mix	HHDT
Paving	2	5.00	0.00	0.00	10.80	7.30	20.00	LD_Mix	HDT_Mix	HHDT

3.1 Mitigation Measures Construction

3.2 Site Preparation - 2026

Unmitigated Construction On-Site

	ROG	NOx	CO	SO2	Fugitive PM10	Exhaust PM10	PM10 Total	Fugitive PM2.5	Exhaust PM2.5	PM2.5 Total	Bio- CO2	NBio- CO2	Total CO2	CH4	N2O	CO2e
Category	lb/day										lb/day					
Fugitive Dust					6.0221	0.0000	6.0221	3.3102	0.0000	3.3102			0.0000			0.0000
Off-Road	0.7755	7.2300	7.2740	0.0116		0.3183	0.3183		0.2928	0.2928		1,126.1712	1,126.1712	0.3642		1,133.8199
Total	**0.7755**	**7.2300**	**7.2740**	**0.0116**	**6.0221**	**0.3183**	**6.3404**	**3.3102**	**0.2928**	**3.6031**		**1,126.1712**	**1,126.1712**	**0.3642**		**1,133.8199**

Unmitigated Construction Off-Site

	ROG	NOx	CO	SO2	Fugitive PM10	Exhaust PM10	PM10 Total	Fugitive PM2.5	Exhaust PM2.5	PM2.5 Total	Bio- CO2	NBio- CO2	Total CO2	CH4	N2O	CO2e
Category	lb/day										lb/day					
Hauling	0.0000	0.0000	0.0000	0.0000	0.0000	0.0000	0.0000	0.0000	0.0000	0.0000		0.0000	0.0000	0.0000		0.0000

Vendor	0.0247	0.1433	0.2947	9.4000e-004	0.0266	3.3200e-003	0.0299	7.5700e-003	3.0500e-003	0.0106		88.1325	88.1325	6.1000e-004		88.1454
Worker	9.8200e-003	0.0109	0.1196	5.2000e-004	0.0411	3.1000e-004	0.0414	0.0109	2.9000e-004	0.0112		34.1502	34.1502	1.3700e-003		34.1789
Total	**0.0345**	**0.1542**	**0.4143**	**1.4600e-003**	**0.0676**	**3.6300e-003**	**0.0713**	**0.0185**	**3.3400e-003**	**0.0218**		**122.2827**	**122.2827**	**1.9800e-003**		**122.3243**

Mitigated Construction On-Site

	ROG	NOx	CO	SO2	Fugitive PM10	Exhaust PM10	PM10 Total	Fugitive PM2.5	Exhaust PM2.5	PM2.5 Total	Bio- CO2	NBio- CO2	Total CO2	CH4	N2O	CO2e
Category	lb/day										lb/day					
Fugitive Dust					6.0221	0.0000	6.0221	3.3102	0.0000	3.3102			0.0000			0.0000
Off-Road	0.7755	7.2300	7.2740	0.0116		0.3183	0.3183		0.2928	0.2928	0.0000	1,126.1712	1,126.1712	0.3642		1,133.8199
Total	**0.7755**	**7.2300**	**7.2740**	**0.0116**	**6.0221**	**0.3183**	**6.3404**	**3.3102**	**0.2928**	**3.6031**	**0.0000**	**1,126.1712**	**1,126.1712**	**0.3642**		**1,133.8199**

Mitigated Construction Off-Site

	ROG	NOx	CO	SO2	Fugitive PM10	Exhaust PM10	PM10 Total	Fugitive PM2.5	Exhaust PM2.5	PM2.5 Total	Bio- CO2	NBio- CO2	Total CO2	CH4	N2O	CO2e
Category	lb/day										lb/day					
Hauling	0.0000	0.0000	0.0000	0.0000	0.0000	0.0000	0.0000	0.0000	0.0000	0.0000		0.0000	0.0000	0.0000		0.0000
Vendor	0.0247	0.1433	0.2947	9.4000e-004	0.0266	3.3200e-003	0.0299	7.5700e-003	3.0500e-003	0.0106		88.1325	88.1325	6.1000e-004		88.1454
Worker	9.8200e-003	0.0109	0.1196	5.2000e-004	0.0411	3.1000e-004	0.0414	0.0109	2.9000e-004	0.0112		34.1502	34.1502	1.3700e-003		34.1789
Total	**0.0345**	**0.1542**	**0.4143**	**1.4600e-003**	**0.0676**	**3.6300e-003**	**0.0713**	**0.0185**	**3.3400e-003**	**0.0218**		**122.2827**	**122.2827**	**1.9800e-003**		**122.3243**

3.3 Grading - 2026

Unmitigated Construction On-Site

	ROG	NOx	CO	SO2	Fugitive PM10	Exhaust PM10	PM10 Total	Fugitive PM2.5	Exhaust PM2.5	PM2.5 Total	Bio- CO2	NBio- CO2	Total CO2	CH4	N2O	CO2e
Category	lb/day										lb/day					
Fugitive Dust					6.0889	0.0000	6.0889	3.3175	0.0000	3.3175			0.0000			0.0000
Off-Road	1.1026	9.9021	12.7773	0.0201		0.4368	0.4368		0.4027	0.4027		1,937.9541	1,937.9541	0.6192		1,950.9573
Total	**1.1026**	**9.9021**	**12.7773**	**0.0201**	**6.0889**	**0.4368**	**6.5258**	**3.3175**	**0.4027**	**3.7201**		**1,937.9541**	**1,937.9541**	**0.6192**		**1,950.9573**

Unmitigated Construction Off-Site

	ROG	NOx	CO	SO2	Fugitive PM10	Exhaust PM10	PM10 Total	Fugitive PM2.5	Exhaust PM2.5	PM2.5 Total	Bio- CO2	NBio- CO2	Total CO2	CH4	N2O	CO2e
Category	lb/day										lb/day					
Hauling	0.1394	1.0172	1.5271	7.3900e-003	0.1743	0.0303	0.2046	0.0477	0.0279	0.0756		695.3173	695.3173	4.8200e-003		695.4186
Vendor	0.0000	0.0000	0.0000	0.0000	0.0000	0.0000	0.0000	0.0000	0.0000	0.0000		0.0000	0.0000	0.0000		0.0000
Worker	0.0255	0.0284	0.3109	1.3500e-003	0.1068	8.0000e-004	0.1076	0.0283	7.4000e-004	0.0291		88.7905	88.7905	3.5500e-003		88.8651
Total	**0.1650**	**1.0455**	**1.8380**	**8.7400e-003**	**0.2811**	**0.0311**	**0.3122**	**0.0761**	**0.0286**	**0.1047**		**784.1077**	**784.1077**	**8.3700e-003**		**784.2837**

Mitigated Construction On-Site

	ROG	NOx	CO	SO2	Fugitive PM10	Exhaust PM10	PM10 Total	Fugitive PM2.5	Exhaust PM2.5	PM2.5 Total	Bio- CO2	NBio- CO2	Total CO2	CH4	N2O	CO2e

Category	lb/day										lb/day					
Fugitive Dust					6.0889	0.0000	6.0889	3.3175	0.0000	3.3175			0.0000			0.0000
Off-Road	1.1026	9.9021	12.7773	0.0201		0.4368	0.4368		0.4027	0.4027	0.0000	1,937.9541	1,937.9541	0.6192		1,950.9573
Total	**1.1026**	**9.9021**	**12.7773**	**0.0201**	**6.0889**	**0.4368**	**6.5258**	**3.3175**	**0.4027**	**3.7201**	**0.0000**	**1,937.9541**	**1,937.9541**	**0.6192**		**1,950.9573**

Mitigated Construction Off-Site

	ROG	NOx	CO	SO2	Fugitive PM10	Exhaust PM10	PM10 Total	Fugitive PM2.5	Exhaust PM2.5	PM2.5 Total	Bio- CO2	NBio- CO2	Total CO2	CH4	N2O	CO2e
Category	lb/day										lb/day					
Hauling	0.1394	1.0172	1.5271	7.3900e-003	0.1743	0.0303	0.2046	0.0477	0.0279	0.0756		695.3173	695.3173	4.8200e-003		695.4186
Vendor	0.0000	0.0000	0.0000	0.0000	0.0000	0.0000	0.0000	0.0000	0.0000	0.0000		0.0000	0.0000	0.0000		0.0000
Worker	0.0255	0.0284	0.3109	1.3500e-003	0.1068	8.0000e-004	0.1076	0.0283	7.4000e-004	0.0291		88.7905	88.7905	3.5500e-003		88.8651
Total	**0.1650**	**1.0455**	**1.8380**	**8.7400e-003**	**0.2811**	**0.0311**	**0.3122**	**0.0761**	**0.0286**	**0.1047**		**784.1077**	**784.1077**	**8.3700e-003**		**784.2837**

3.4 Building Construction - 2026

Unmitigated Construction On-Site

	ROG	NOx	CO	SO2	Fugitive PM10	Exhaust PM10	PM10 Total	Fugitive PM2.5	Exhaust PM2.5	PM2.5 Total	Bio- CO2	NBio- CO2	Total CO2	CH4	N2O	CO2e
Category	lb/day										lb/day					
Off-Road	1.1332	9.3481	12.1488	0.0205		0.3625	0.3625		0.3477	0.3477		1,893.9660	1,893.9660	0.3393		1,901.0911
Total	**1.1332**	**9.3481**	**12.1488**	**0.0205**		**0.3625**	**0.3625**		**0.3477**	**0.3477**		**1,893.9660**	**1,893.9660**	**0.3393**		**1,901.0911**

Unmitigated Construction Off-Site

	ROG	NOx	CO	SO2	Fugitive PM10	Exhaust PM10	PM10 Total	Fugitive PM2.5	Exhaust PM2.5	PM2.5 Total	Bio- CO2	NBio- CO2	Total CO2	CH4	N2O	CO2e
Category	lb/day										lb/day					
Hauling	0.0000	0.0000	0.0000	0.0000	0.0000	0.0000	0.0000	0.0000	0.0000	0.0000		0.0000	0.0000	0.0000		0.0000
Vendor	0.0123	0.0717	0.1474	4.7000e-004	0.0133	1.6600e-003	0.0149	3.7900e-003	1.5300e-003	5.3100e-003		44.0663	44.0663	3.1000e-004		44.0727
Worker	0.0354	0.0393	0.4304	1.8800e-003	0.1479	1.1100e-003	0.1490	0.0392	1.0300e-003	0.0403		122.9407	122.9407	4.9200e-003		123.0440
Total	**0.0477**	**0.1110**	**0.5778**	**2.3500e-003**	**0.1612**	**2.7700e-003**	**0.1639**	**0.0430**	**2.5600e-003**	**0.0456**		**167.0069**	**167.0069**	**5.2300e-003**		**167.1167**

Mitigated Construction On-Site

	ROG	NOx	CO	SO2	Fugitive PM10	Exhaust PM10	PM10 Total	Fugitive PM2.5	Exhaust PM2.5	PM2.5 Total	Bio- CO2	NBio- CO2	Total CO2	CH4	N2O	CO2e
Category	lb/day										lb/day					
Off-Road	1.1332	9.3481	12.1488	0.0205		0.3625	0.3625		0.3477	0.3477	0.0000	1,893.9660	1,893.9660	0.3393		1,901.0911
Total	**1.1332**	**9.3481**	**12.1488**	**0.0205**		**0.3625**	**0.3625**		**0.3477**	**0.3477**	**0.0000**	**1,893.9660**	**1,893.9660**	**0.3393**		**1,901.0911**

Mitigated Construction Off-Site

	ROG	NOx	CO	SO2	Fugitive PM10	Exhaust PM10	PM10 Total	Fugitive PM2.5	Exhaust PM2.5	PM2.5 Total	Bio- CO2	NBio- CO2	Total CO2	CH4	N2O	CO2e
Category	lb/day										lb/day					
Hauling	0.0000	0.0000	0.0000	0.0000	0.0000	0.0000	0.0000	0.0000	0.0000	0.0000		0.0000	0.0000	0.0000		0.0000
Vendor	0.0123	0.0717	0.1474	4.7000e-004	0.0133	1.6600e-003	0.0149	3.7900e-003	1.5300e-003	5.3100e-003		44.0663	44.0663	3.1000e-004		44.0727
Worker	0.0354	0.0393	0.4304	1.8800e-003	0.1479	1.1100e-003	0.1490	0.0392	1.0300e-003	0.0403		122.9407	122.9407	4.9200e-003		123.0440
Total	**0.0477**	**0.1110**	**0.5778**	**2.3500e-003**	**0.1612**	**2.7700e-003**	**0.1639**	**0.0430**	**2.5600e-003**	**0.0456**		**167.0069**	**167.0069**	**5.2300e-003**		**167.1167**

3.4 Building Construction - 2027

Unmitigated Construction On-Site

	ROG	NOx	CO	SO2	Fugitive PM10	Exhaust PM10	PM10 Total	Fugitive PM2.5	Exhaust PM2.5	PM2.5 Total	Bio- CO2	NBio- CO2	Total CO2	CH4	N2O	CO2e
Category	lb/day										lb/day					
Off-Road	1.1332	9.3481	12.1488	0.0205		0.3625	0.3625		0.3477	0.3477		1,893.9660	1,893.9660	0.3393		1,901.0911
Total	**1.1332**	**9.3481**	**12.1488**	**0.0205**		**0.3625**	**0.3625**		**0.3477**	**0.3477**		**1,893.9660**	**1,893.9660**	**0.3393**		**1,901.0911**

Unmitigated Construction Off-Site

	ROG	NOx	CO	SO2	Fugitive PM10	Exhaust PM10	PM10 Total	Fugitive PM2.5	Exhaust PM2.5	PM2.5 Total	Bio- CO2	NBio- CO2	Total CO2	CH4	N2O	CO2e
Category	lb/day										lb/day					

Hauling	0.0000	0.0000	0.0000	0.0000	0.0000	0.0000	0.0000	0.0000	0.0000	0.0000		0.0000	0.0000	0.0000		0.0000
Vendor	0.0121	0.0710	0.1438	4.7000e-004	0.0133	1.6600e-003	0.0149	3.7900e-003	1.5300e-003	5.3200e-003		44.0716	44.0716	3.1000e-004		44.0780
Worker	0.0342	0.0381	0.4178	1.8800e-003	0.1479	1.1200e-003	0.1490	0.0392	1.0400e-003	0.0403		121.8236	121.8236	4.8200e-003		121.9248
Total	**0.0463**	**0.1091**	**0.5616**	**2.3500e-003**	**0.1612**	**2.7800e-003**	**0.1639**	**0.0430**	**2.5700e-003**	**0.0456**		**165.8952**	**165.8952**	**5.1300e-003**		**166.0028**

Mitigated Construction On-Site

	ROG	NOx	CO	SO2	Fugitive PM10	Exhaust PM10	PM10 Total	Fugitive PM2.5	Exhaust PM2.5	PM2.5 Total	Bio- CO2	NBio- CO2	Total CO2	CH4	N2O	CO2e
Category	lb/day										lb/day					
Off-Road	1.1332	9.3481	12.1488	0.0205		0.3625	0.3625		0.3477	0.3477	0.0000	1,893.9660	1,893.9660	0.3393		1,901.0911
Total	**1.1332**	**9.3481**	**12.1488**	**0.0205**		**0.3625**	**0.3625**		**0.3477**	**0.3477**	**0.0000**	**1,893.9660**	**1,893.9660**	**0.3393**		**1,901.0911**

Mitigated Construction Off-Site

	ROG	NOx	CO	SO2	Fugitive PM10	Exhaust PM10	PM10 Total	Fugitive PM2.5	Exhaust PM2.5	PM2.5 Total	Bio- CO2	NBio- CO2	Total CO2	CH4	N2O	CO2e
Category	lb/day										lb/day					
Hauling	0.0000	0.0000	0.0000	0.0000	0.0000	0.0000	0.0000	0.0000	0.0000	0.0000		0.0000	0.0000	0.0000		0.0000
Vendor	0.0121	0.0710	0.1438	4.7000e-004	0.0133	1.6600e-003	0.0149	3.7900e-003	1.5300e-003	5.3200e-003		44.0716	44.0716	3.1000e-004		44.0780
Worker	0.0342	0.0381	0.4178	1.8800e-003	0.1479	1.1200e-003	0.1490	0.0392	1.0400e-003	0.0403		121.8236	121.8236	4.8200e-003		121.9248
Total	**0.0463**	**0.1091**	**0.5616**	**2.3500e-003**	**0.1612**	**2.7800e-003**	**0.1639**	**0.0430**	**2.5700e-003**	**0.0456**		**165.8952**	**165.8952**	**5.1300e-003**		**166.0028**

3.4 Building Construction - 2028

Unmitigated Construction On-Site

	ROG	NOx	CO	SO2	Fugitive PM10	Exhaust PM10	PM10 Total	Fugitive PM2.5	Exhaust PM2.5	PM2.5 Total	Bio- CO2	NBio- CO2	Total CO2	CH4	N2O	CO2e
Category	lb/day										lb/day					
Off-Road	1.1332	9.3481	12.1488	0.0205		0.3625	0.3625		0.3477	0.3477		1,893.9660	1,893.9660	0.3393		1,901.0911
Total	**1.1332**	**9.3481**	**12.1488**	**0.0205**		**0.3625**	**0.3625**		**0.3477**	**0.3477**		**1,893.9660**	**1,893.9660**	**0.3393**		**1,901.0911**

Unmitigated Construction Off-Site

	ROG	NOx	CO	SO2	Fugitive PM10	Exhaust PM10	PM10 Total	Fugitive PM2.5	Exhaust PM2.5	PM2.5 Total	Bio- CO2	NBio- CO2	Total CO2	CH4	N2O	CO2e
Category	lb/day										lb/day					
Hauling	0.0000	0.0000	0.0000	0.0000	0.0000	0.0000	0.0000	0.0000	0.0000	0.0000		0.0000	0.0000	0.0000		0.0000
Vendor	0.0120	0.0704	0.1427	4.7000e-004	0.0133	1.6600e-003	0.0149	3.7900e-003	1.5200e-003	5.3100e-003		44.0778	44.0778	3.1000e-004		44.0843
Worker	0.0332	0.0370	0.4063	1.8800e-003	0.1479	1.1300e-003	0.1490	0.0392	1.0500e-003	0.0403		120.8729	120.8729	4.7200e-003		120.9721
Total	**0.0451**	**0.1074**	**0.5490**	**2.3500e-003**	**0.1612**	**2.7900e-003**	**0.1639**	**0.0430**	**2.5700e-003**	**0.0456**		**164.9507**	**164.9507**	**5.0300e-003**		**165.0563**

Mitigated Construction On-Site

	ROG	NOx	CO	SO2	Fugitive PM10	Exhaust PM10	PM10 Total	Fugitive PM2.5	Exhaust PM2.5	PM2.5 Total	Bio- CO2	NBio- CO2	Total CO2	CH4	N2O	CO2e
Category	lb/day										lb/day					
Off-Road	1.1332	9.3481	12.1488	0.0205		0.3625	0.3625		0.3477	0.3477	0.0000	1,893.9660	1,893.9660	0.3393		1,901.0911
Total	**1.1332**	**9.3481**	**12.1488**	**0.0205**		**0.3625**	**0.3625**		**0.3477**	**0.3477**	**0.0000**	**1,893.9660**	**1,893.9660**	**0.3393**		**1,901.0911**

Mitigated Construction Off-Site

	ROG	NOx	CO	SO2	Fugitive PM10	Exhaust PM10	PM10 Total	Fugitive PM2.5	Exhaust PM2.5	PM2.5 Total	Bio- CO2	NBio- CO2	Total CO2	CH4	N2O	CO2e
Category	lb/day										lb/day					
Hauling	0.0000	0.0000	0.0000	0.0000	0.0000	0.0000	0.0000	0.0000	0.0000	0.0000		0.0000	0.0000	0.0000		0.0000
Vendor	0.0120	0.0704	0.1427	4.7000e-004	0.0133	1.6600e-003	0.0149	3.7900e-003	1.5200e-003	5.3100e-003		44.0778	44.0778	3.1000e-004		44.0843
Worker	0.0332	0.0370	0.4063	1.8800e-003	0.1479	1.1300e-003	0.1490	0.0392	1.0500e-003	0.0403		120.8729	120.8729	4.7200e-003		120.9721
Total	**0.0451**	**0.1074**	**0.5490**	**2.3500e-003**	**0.1612**	**2.7900e-003**	**0.1639**	**0.0430**	**2.5700e-003**	**0.0456**		**164.9507**	**164.9507**	**5.0300e-003**		**165.0563**

3.5 Paving - 2028

Unmitigated Construction On-Site

	ROG	NOx	CO	SO2	Fugitive PM10	Exhaust PM10	PM10 Total	Fugitive PM2.5	Exhaust PM2.5	PM2.5 Total	Bio- CO2	NBio- CO2	Total CO2	CH4	N2O	CO2e
Category	lb/day										lb/day					
Off-Road	0.3117	2.7678	5.2923	8.5300e-003		0.1329	0.1329		0.1223	0.1223		825.8364	825.8364	0.2671		831.4453

Paving	0.0000					0.0000	0.0000		0.0000	0.0000			0.0000			0.0000
Total	**0.3117**	**2.7678**	**5.2923**	**8.5300e-003**		**0.1329**	**0.1329**		**0.1223**	**0.1223**		**825.8364**	**825.8364**	**0.2671**		**831.4453**

Unmitigated Construction Off-Site

	ROG	NOx	CO	SO2	Fugitive PM10	Exhaust PM10	PM10 Total	Fugitive PM2.5	Exhaust PM2.5	PM2.5 Total	Bio- CO2	NBio- CO2	Total CO2	CH4	N2O	CO2e
Category	lb/day										lb/day					
Hauling	0.0000	0.0000	0.0000	0.0000	0.0000	0.0000	0.0000	0.0000	0.0000	0.0000		0.0000	0.0000	0.0000		0.0000
Vendor	0.0000	0.0000	0.0000	0.0000	0.0000	0.0000	0.0000	0.0000	0.0000	0.0000		0.0000	0.0000	0.0000		0.0000
Worker	9.2100e-003	0.0103	0.1129	5.2000e-004	0.0411	3.1000e-004	0.0414	0.0109	2.9000e-004	0.0112		33.5758	33.5758	1.3100e-003		33.6034
Total	**9.2100e-003**	**0.0103**	**0.1129**	**5.2000e-004**	**0.0411**	**3.1000e-004**	**0.0414**	**0.0109**	**2.9000e-004**	**0.0112**		**33.5758**	**33.5758**	**1.3100e-003**		**33.6034**

Mitigated Construction On-Site

	ROG	NOx	CO	SO2	Fugitive PM10	Exhaust PM10	PM10 Total	Fugitive PM2.5	Exhaust PM2.5	PM2.5 Total	Bio- CO2	NBio- CO2	Total CO2	CH4	N2O	CO2e
Category	lb/day										lb/day					
Off-Road	0.3117	2.7678	5.2923	8.5300e-003		0.1329	0.1329		0.1223	0.1223	0.0000	825.8364	825.8364	0.2671		831.4453
Paving	0.0000					0.0000	0.0000		0.0000	0.0000			0.0000			0.0000
Total	**0.3117**	**2.7678**	**5.2923**	**8.5300e-003**		**0.1329**	**0.1329**		**0.1223**	**0.1223**	**0.0000**	**825.8364**	**825.8364**	**0.2671**		**831.4453**

Mitigated Construction Off-Site

	ROG	NOx	CO	SO2	Fugitive PM10	Exhaust PM10	PM10 Total	Fugitive PM2.5	Exhaust PM2.5	PM2.5 Total	Bio- CO2	NBio- CO2	Total CO2	CH4	N2O	CO2e
Category	lb/day										lb/day					
Hauling	0.0000	0.0000	0.0000	0.0000	0.0000	0.0000	0.0000	0.0000	0.0000	0.0000		0.0000	0.0000	0.0000		0.0000
Vendor	0.0000	0.0000	0.0000	0.0000	0.0000	0.0000	0.0000	0.0000	0.0000	0.0000		0.0000	0.0000	0.0000		0.0000
Worker	9.2100e-003	0.0103	0.1129	5.2000e-004	0.0411	3.1000e-004	0.0414	0.0109	2.9000e-004	0.0112		33.5758	33.5758	1.3100e-003		33.6034
Total	**9.2100e-003**	**0.0103**	**0.1129**	**5.2000e-004**	**0.0411**	**3.1000e-004**	**0.0414**	**0.0109**	**2.9000e-004**	**0.0112**		**33.5758**	**33.5758**	**1.3100e-003**		**33.6034**

4.0 Operational Detail - Mobile

4.1 Mitigation Measures Mobile

	ROG	NOx	CO	SO2	Fugitive PM10	Exhaust PM10	PM10 Total	Fugitive PM2.5	Exhaust PM2.5	PM2.5 Total	Bio- CO2	NBio- CO2	Total CO2	CH4	N2O	CO2e
Category	lb/day										lb/day					
Mitigated	0.0000	0.0000	0.0000	0.0000	0.0000	0.0000	0.0000	0.0000	0.0000	0.0000		0.0000	0.0000	0.0000		0.0000
Unmitigated	0.0000	0.0000	0.0000	0.0000	0.0000	0.0000	0.0000	0.0000	0.0000	0.0000		0.0000	0.0000	0.0000		0.0000

4.2 Trip Summary Information

	Average Daily Trip Rate			Unmitigated	Mitigated
Land Use	Weekday	Saturday	Sunday	Annual VMT	Annual VMT
User Defined Industrial	0.00	0.00	0.00		
Total	0.00	0.00	0.00		

4.3 Trip Type Information

	Miles			Trip %			Trip Purpose %		
Land Use	H-W or C-W	H-S or C-C	H-O or C-NW	H-W or C-W	H-S or C-C	H-O or C-NW	Primary	Diverted	Pass-by
User Defined Industrial	9.50	7.30	7.30	0.00	0.00	0.00	0	0	0

LDA	LDT1	LDT2	MDV	LHD1	LHD2	MHD	HHD	OBUS	UBUS	MCY	SBUS	MH
0.511923	0.073395	0.191568	0.130918	0.036235	0.005199	0.012665	0.023708	0.001889	0.002027	0.006511	0.000534	0.003431

5.0 Energy Detail

4.4 Fleet Mix

Historical Energy Use: N

5.1 Mitigation Measures Energy

	ROG	NOx	CO	SO2	Fugitive PM10	Exhaust PM10	PM10 Total	Fugitive PM2.5	Exhaust PM2.5	PM2.5 Total	Bio- CO2	NBio- CO2	Total CO2	CH4	N2O	CO2e
Category	lb/day										lb/day					
NaturalGas Mitigated	0.0000	0.0000	0.0000	0.0000		0.0000	0.0000		0.0000	0.0000		0.0000	0.0000	0.0000	0.0000	0.0000
NaturalGas Unmitigated	0.0000	0.0000	0.0000	0.0000		0.0000	0.0000		0.0000	0.0000		0.0000	0.0000	0.0000	0.0000	0.0000

5.2 Energy by Land Use - NaturalGas

Unmitigated

	NaturalGas Use	ROG	NOx	CO	SO2	Fugitive PM10	Exhaust PM10	PM10 Total	Fugitive PM2.5	Exhaust PM2.5	PM2.5 Total	Bio- CO2	NBio- CO2	Total CO2	CH4	N2O	CO2e

Land Use	kBTU/yr	lb/day										lb/day					
User Defined Industrial	0	0.0000	0.0000	0.0000	0.0000		0.0000	0.0000		0.0000	0.0000		0.0000	0.0000	0.0000	0.0000	0.0000
Total		**0.0000**	**0.0000**	**0.0000**	**0.0000**		**0.0000**	**0.0000**		**0.0000**	**0.0000**		**0.0000**	**0.0000**	**0.0000**	**0.0000**	**0.0000**

Mitigated

	NaturalGas Use	ROG	NOx	CO	SO2	Fugitive PM10	Exhaust PM10	PM10 Total	Fugitive PM2.5	Exhaust PM2.5	PM2.5 Total	Bio- CO2	NBio- CO2	Total CO2	CH4	N2O	CO2e
Land Use	kBTU/yr	lb/day										lb/day					
User Defined Industrial	0	0.0000	0.0000	0.0000	0.0000		0.0000	0.0000		0.0000	0.0000		0.0000	0.0000	0.0000	0.0000	0.0000
Total		**0.0000**	**0.0000**	**0.0000**	**0.0000**		**0.0000**	**0.0000**		**0.0000**	**0.0000**		**0.0000**	**0.0000**	**0.0000**	**0.0000**	**0.0000**

6.0 Area Detail

6.1 Mitigation Measures Area

	ROG	NOx	CO	SO2	Fugitive PM10	Exhaust PM10	PM10 Total	Fugitive PM2.5	Exhaust PM2.5	PM2.5 Total	Bio- CO2	NBio- CO2	Total CO2	CH4	N2O	CO2e
Category	lb/day										lb/day					
Mitigated	1.0000e-005	0.0000	1.0000e-004	0.0000		0.0000	0.0000		0.0000	0.0000		2.2000e-004	2.2000e-004	0.0000		2.3000e-004
Unmitigated	1.0000e-005	0.0000	1.0000e-004	0.0000		0.0000	0.0000		0.0000	0.0000		2.2000e-004	2.2000e-004	0.0000		2.3000e-004

6.2 Area by SubCategory

Unmitigated

	ROG	NOx	CO	SO2	Fugitive PM10	Exhaust PM10	PM10 Total	Fugitive PM2.5	Exhaust PM2.5	PM2.5 Total	Bio- CO2	NBio- CO2	Total CO2	CH4	N2O	CO2e
SubCategory	lb/day										lb/day					
Consumer Products	0.0000					0.0000	0.0000		0.0000	0.0000			0.0000			0.0000
Landscaping	1.0000e-005	0.0000	1.0000e-004	0.0000		0.0000	0.0000		0.0000	0.0000		2.2000e-004	2.2000e-004	0.0000		2.3000e-004
Architectural Coating	0.0000					0.0000	0.0000		0.0000	0.0000			0.0000			0.0000
Total	**1.0000e-005**	**0.0000**	**1.0000e-004**	**0.0000**		**0.0000**	**0.0000**		**0.0000**	**0.0000**		**2.2000e-004**	**2.2000e-004**	**0.0000**		**2.3000e-004**

Mitigated

	ROG	NOx	CO	SO2	Fugitive PM10	Exhaust PM10	PM10 Total	Fugitive PM2.5	Exhaust PM2.5	PM2.5 Total	Bio- CO2	NBio- CO2	Total CO2	CH4	N2O	CO2e
SubCategory	lb/day										lb/day					
Consumer Products	0.0000					0.0000	0.0000		0.0000	0.0000			0.0000			0.0000
Landscaping	1.0000e-005	0.0000	1.0000e-004	0.0000		0.0000	0.0000		0.0000	0.0000		2.2000e-004	2.2000e-004	0.0000		2.3000e-004
Architectural Coating	0.0000					0.0000	0.0000		0.0000	0.0000			0.0000			0.0000
Total	**1.0000e-005**	**0.0000**	**1.0000e-004**	**0.0000**		**0.0000**	**0.0000**		**0.0000**	**0.0000**		**2.2000e-004**	**2.2000e-004**	**0.0000**		**2.3000e-004**

7.0 Water Detail

7.1 Mitigation Measures Water

8.0 Waste Detail

8.1 Mitigation Measures Waste

9.0 Operational Offroad

Equipment Type	Number	Hours/Day	Days/Year	Horse Power	Load Factor	Fuel Type

10.0 Vegetation

CDRAWPF Const

San Diego Air Basin, Summer

1.0 Project Characteristics

1.1 Land Usage

Land Uses	Size	Metric	Lot Acreage	Floor Surface Area	Population
User Defined Industrial	1.00	User Defined Unit	11.00	0.00	0

1.2 Other Project Characteristics

Urbanization	Urban	**Wind Speed (m/s)**	2.6	**Precipitation Freq (Days)**	40
Climate Zone	13			**Operational Year**	2025
Utility Company	San Diego Gas & Electric				
CO2 Intensity (lb/MWhr)	720.49	**CH4 Intensity (lb/MWhr)**	0.029	**N2O Intensity (lb/MWhr)**	0.006

1.3 User Entered Comments & Non-Default Data

Project Characteristics -

Land Use - Modified

Construction Phase - Modified

Off-road Equipment - Modified

Off-road Equipment - Modified

Off-road Equipment - Modified

Off-road Equipment - Modified

Grading - Modified

Table Name	Column Name	Default Value	New Value
tblConstructionPhase	NumDays	300.00	443.00
tblConstructionPhase	NumDays	30.00	40.00

tblConstructionPhase	NumDays	10.00	20.00
tblGrading	AcresOfGrading	0.00	11.00
tblGrading	MaterialExported	0.00	160.00
tblLandUse	LotAcreage	0.00	11.00
tblOffRoadEquipment	OffRoadEquipmentUnitAmount	2.00	1.00
tblOffRoadEquipment	OffRoadEquipmentUnitAmount	3.00	1.00
tblOffRoadEquipment	OffRoadEquipmentUnitAmount	1.00	0.00
tblOffRoadEquipment	OffRoadEquipmentUnitAmount	2.00	1.00
tblOffRoadEquipment	OffRoadEquipmentUnitAmount	2.00	1.00
tblOffRoadEquipment	OffRoadEquipmentUnitAmount	2.00	0.00
tblOffRoadEquipment	OffRoadEquipmentUnitAmount	3.00	1.00
tblOffRoadEquipment	OffRoadEquipmentUnitAmount	2.00	0.00
tblOffRoadEquipment	OffRoadEquipmentUnitAmount	3.00	2.00
tblOffRoadEquipment	OffRoadEquipmentUnitAmount	4.00	1.00
tblOffRoadEquipment	OffRoadEquipmentUnitAmount	1.00	2.00
tblOffRoadEquipment	UsageHours	7.00	4.00
tblProjectCharacteristics	OperationalYear	2014	2025
tblTripsAndVMT	HaulingTripNumber	20.00	400.00
tblTripsAndVMT	VendorTripNumber	0.00	4.00

2.0 Emissions Summary

2.1 Overall Construction (Maximum Daily Emission)

Unmitigated Construction

	ROG	NOx	CO	SO2	Fugitive PM10	Exhaust PM10	PM10 Total	Fugitive PM2.5	Exhaust PM2.5	PM2.5 Total	Bio- CO2	NBio- CO2	Total CO2	CH4	N2O	CO2e
Year	lb/day										lb/day					
2026	1.3006	11.2814	15.1728	0.0297	6.5954	0.4815	7.0768	3.4179	0.4437	3.8616	0.0000	2,797.5758	2,797.5758	0.6520	0.0000	2,811.2679

2027	1.1771	9.7842	12.8479	0.0215	0.0000	0.3815	0.3815	0.0000	0.3652	0.3652	0.0000	1,987.9838	1,987.9838	0.3697	0.0000	1,995.7475
2028	1.1771	9.7842	12.8479	0.0215	0.0411	0.3815	0.3815	0.0109	0.3652	0.3652	0.0000	1,987.9838	1,987.9838	0.3697	0.0000	1,995.7475
Total	**3.6548**	**30.8497**	**40.8685**	**0.0727**	**6.6365**	**1.2445**	**7.8399**	**3.4288**	**1.1741**	**4.5919**	**0.0000**	**6,773.5434**	**6,773.5434**	**1.3914**	**0.0000**	**6,802.7629**

Mitigated Construction

	ROG	NOx	CO	SO2	Fugitive PM10	Exhaust PM10	PM10 Total	Fugitive PM2.5	Exhaust PM2.5	PM2.5 Total	Bio- CO2	NBio- CO2	Total CO2	CH4	N2O	CO2e
Year	lb/day										lb/day					
2026	1.3006	11.2814	15.1728	0.0297	6.5954	0.4815	7.0768	3.4179	0.4437	3.8616	0.0000	2,797.5758	2,797.5758	0.6520	0.0000	2,811.2679
2027	1.1771	9.7842	12.8479	0.0215	0.0000	0.3815	0.3815	0.0000	0.3652	0.3652	0.0000	1,987.9838	1,987.9838	0.3697	0.0000	1,995.7475
2028	1.1771	9.7842	12.8479	0.0215	0.0411	0.3815	0.3815	0.0109	0.3652	0.3652	0.0000	1,987.9838	1,987.9838	0.3697	0.0000	1,995.7475
Total	**3.6548**	**30.8497**	**40.8685**	**0.0727**	**6.6365**	**1.2445**	**7.8399**	**3.4288**	**1.1741**	**4.5919**	**0.0000**	**6,773.5434**	**6,773.5434**	**1.3914**	**0.0000**	**6,802.7628**

	ROG	**NOx**	**CO**	**SO2**	**Fugitive PM10**	**Exhaust PM10**	**PM10 Total**	**Fugitive PM2.5**	**Exhaust PM2.5**	**PM2.5 Total**	**Bio- CO2**	**NBio-CO2**	**Total CO2**	**CH4**	**N20**	**CO2e**
Percent Reduction	**0.00**	**0.00**	**0.00**	**0.00**	**0.00**	**0.00**	**0.00**	**0.00**	**0.00**	**0.00**	**0.00**	**0.00**	**0.00**	**0.00**	**0.00**	**0.00**

2.2 Overall Operational

Unmitigated Operational

	ROG	NOx	CO	SO2	Fugitive PM10	Exhaust PM10	PM10 Total	Fugitive PM2.5	Exhaust PM2.5	PM2.5 Total	Bio- CO2	NBio- CO2	Total CO2	CH4	N2O	CO2e
Category	lb/day										lb/day					
Area	1.0000e-005	0.0000	1.0000e-004	0.0000		0.0000	0.0000		0.0000	0.0000		2.2000e-004	2.2000e-004	0.0000		2.3000e-004

Energy	0.0000	0.0000	0.0000	0.0000		0.0000	0.0000		0.0000	0.0000		0.0000	0.0000	0.0000	0.0000	0.0000
Mobile	0.0000	0.0000	0.0000	0.0000	0.0000	0.0000	0.0000	0.0000	0.0000	0.0000		0.0000	0.0000	0.0000		0.0000
Total	**1.0000e-005**	**0.0000**	**1.0000e-004**	**0.0000**	**0.0000**	**0.0000**	**0.0000**	**0.0000**	**0.0000**	**0.0000**		**2.2000e-004**	**2.2000e-004**	**0.0000**	**0.0000**	**2.3000e-004**

Mitigated Operational

	ROG	NOx	CO	SO2	Fugitive PM10	Exhaust PM10	PM10 Total	Fugitive PM2.5	Exhaust PM2.5	PM2.5 Total	Bio- CO2	NBio- CO2	Total CO2	CH4	N2O	CO2e
Category	lb/day										lb/day					
Area	1.0000e-005	0.0000	1.0000e-004	0.0000		0.0000	0.0000		0.0000	0.0000		2.2000e-004	2.2000e-004	0.0000		2.3000e-004
Energy	0.0000	0.0000	0.0000	0.0000		0.0000	0.0000		0.0000	0.0000		0.0000	0.0000	0.0000	0.0000	0.0000
Mobile	0.0000	0.0000	0.0000	0.0000	0.0000	0.0000	0.0000	0.0000	0.0000	0.0000		0.0000	0.0000	0.0000		0.0000
Total	**1.0000e-005**	**0.0000**	**1.0000e-004**	**0.0000**	**0.0000**	**0.0000**	**0.0000**	**0.0000**	**0.0000**	**0.0000**		**2.2000e-004**	**2.2000e-004**	**0.0000**	**0.0000**	**2.3000e-004**

	ROG	**NOx**	**CO**	**SO2**	**Fugitive PM10**	**Exhaust PM10**	**PM10 Total**	**Fugitive PM2.5**	**Exhaust PM2.5**	**PM2.5 Total**	**Bio- CO2**	**NBio-CO2**	**Total CO2**	**CH4**	**N20**	**CO2e**
Percent Reduction	**0.00**	**0.00**	**0.00**	**0.00**	**0.00**	**0.00**	**0.00**	**0.00**	**0.00**	**0.00**	**0.00**	**0.00**	**0.00**	**0.00**	**0.00**	**0.00**

3.0 Construction Detail

Construction Phase

Phase Number	Phase Name	Phase Type	Start Date	End Date	Num Days Week	Num Days	Phase Description
1	Site Preparation	Site Preparation	4/1/2026	4/28/2026	5	20	
2	Grading	Grading	4/29/2026	6/23/2026	5	40	
3	Building Construction	Building Construction	6/24/2026	3/3/2028	5	443	
4	Paving	Paving	3/4/2028	3/31/2028	5	20	

Acres of Grading (Site Preparation Phase): 0

Acres of Grading (Grading Phase): 11

Acres of Paving: 0

Residential Indoor: 0; Residential Outdoor: 0; Non-Residential Indoor: 0; Non-Residential Outdoor: 0 (Architectural Coating – sqft)

OffRoad Equipment

Phase Name	Offroad Equipment Type	Amount	Usage Hours	Horse Power	Load Factor
Site Preparation	Rubber Tired Dozers	1	8.00	255	0.40
Site Preparation	Tractors/Loaders/Backhoes	1	8.00	97	0.37
Grading	Excavators	1	8.00	162	0.38
Grading	Graders	0	8.00	174	0.41
Grading	Plate Compactors	1	8.00	8	0.43
Grading	Rubber Tired Dozers	1	8.00	255	0.40
Grading	Scrapers	0	8.00	361	0.48
Grading	Tractors/Loaders/Backhoes	2	8.00	97	0.37
Building Construction	Cranes	1	4.00	226	0.29
Building Construction	Forklifts	1	8.00	89	0.20
Building Construction	Generator Sets	1	8.00	84	0.74
Building Construction	Tractors/Loaders/Backhoes	2	7.00	97	0.37
Building Construction	Welders	2	8.00	46	0.45
Paving	Pavers	1	8.00	125	0.42
Paving	Paving Equipment	1	8.00	130	0.36
Paving	Rollers	0	8.00	80	0.38

Trips and VMT

Phase Name	Offroad Equipment Count	Worker Trip Number	Vendor Trip Number	Hauling Trip Number	Worker Trip Length	Vendor Trip Length	Hauling Trip Length	Worker Vehicle Class	Vendor Vehicle Class	Hauling Vehicle Class
Site Preparation	2	5.00	4.00	0.00	10.80	7.30	20.00	LD_Mix	HDT_Mix	HHDT
Grading	5	13.00	0.00	400.00	10.80	7.30	20.00	LD_Mix	HDT_Mix	HHDT

Building Construction	7	0.00	0.00	0.00	10.80	7.30	20.00	LD_Mix	HDT_Mix	HHDT
Paving	2	5.00	0.00	0.00	10.80	7.30	20.00	LD_Mix	HDT_Mix	HHDT

3.1 Mitigation Measures Construction

3.2 Site Preparation - 2026

Unmitigated Construction On-Site

	ROG	NOx	CO	SO2	Fugitive PM10	Exhaust PM10	PM10 Total	Fugitive PM2.5	Exhaust PM2.5	PM2.5 Total	Bio- CO2	NBio- CO2	Total CO2	CH4	N2O	CO2e
Category	lb/day										lb/day					
Fugitive Dust					6.0221	0.0000	6.0221	3.3102	0.0000	3.3102			0.0000			0.0000
Off-Road	0.7921	7.3969	7.5527	0.0120		0.3251	0.3251		0.2991	0.2991		1,163.9281	1,163.9281	0.3764		1,171.8333
Total	**0.7921**	**7.3969**	**7.5527**	**0.0120**	**6.0221**	**0.3251**	**6.3472**	**3.3102**	**0.2991**	**3.6093**		**1,163.9281**	**1,163.9281**	**0.3764**		**1,171.8333**

Unmitigated Construction Off-Site

	ROG	NOx	CO	SO2	Fugitive PM10	Exhaust PM10	PM10 Total	Fugitive PM2.5	Exhaust PM2.5	PM2.5 Total	Bio- CO2	NBio- CO2	Total CO2	CH4	N2O	CO2e
Category	lb/day										lb/day					
Hauling	0.0000	0.0000	0.0000	0.0000	0.0000	0.0000	0.0000	0.0000	0.0000	0.0000		0.0000	0.0000	0.0000		0.0000
Vendor	0.0247	0.1433	0.2947	9.4000e-004	0.0266	3.3200e-003	0.0299	7.5700e-003	3.0500e-003	0.0106		88.1325	88.1325	6.1000e-004		88.1454
Worker	9.8200e-003	0.0109	0.1196	5.2000e-004	0.0411	3.1000e-004	0.0414	0.0109	2.9000e-004	0.0112		34.1502	34.1502	1.3700e-003		34.1789
Total	**0.0345**	**0.1542**	**0.4143**	**1.4600e-003**	**0.0676**	**3.6300e-003**	**0.0713**	**0.0185**	**3.3400e-003**	**0.0218**		**122.2827**	**122.2827**	**1.9800e-003**		**122.3243**

Mitigated Construction On-Site

	ROG	NOx	CO	SO2	Fugitive PM10	Exhaust PM10	PM10 Total	Fugitive PM2.5	Exhaust PM2.5	PM2.5 Total	Bio- CO2	NBio- CO2	Total CO2	CH4	N2O	CO2e
Category	lb/day										lb/day					
Fugitive Dust					6.0221	0.0000	6.0221	3.3102	0.0000	3.3102			0.0000			0.0000
Off-Road	0.7921	7.3969	7.5527	0.0120		0.3251	0.3251		0.2991	0.2991	0.0000	1,163.9281	1,163.9281	0.3764		1,171.8333
Total	**0.7921**	**7.3969**	**7.5527**	**0.0120**	**6.0221**	**0.3251**	**6.3472**	**3.3102**	**0.2991**	**3.6093**	**0.0000**	**1,163.9281**	**1,163.9281**	**0.3764**		**1,171.8333**

Mitigated Construction Off-Site

	ROG	NOx	CO	SO2	Fugitive PM10	Exhaust PM10	PM10 Total	Fugitive PM2.5	Exhaust PM2.5	PM2.5 Total	Bio- CO2	NBio- CO2	Total CO2	CH4	N2O	CO2e
Category	lb/day										lb/day					
Hauling	0.0000	0.0000	0.0000	0.0000	0.0000	0.0000	0.0000	0.0000	0.0000	0.0000		0.0000	0.0000	0.0000		0.0000
Vendor	0.0247	0.1433	0.2947	9.4000e-004	0.0266	3.3200e-003	0.0299	7.5700e-003	3.0500e-003	0.0106		88.1325	88.1325	6.1000e-004		88.1454
Worker	9.8200e-003	0.0109	0.1196	5.2000e-004	0.0411	3.1000e-004	0.0414	0.0109	2.9000e-004	0.0112		34.1502	34.1502	1.3700e-003		34.1789
Total	**0.0345**	**0.1542**	**0.4143**	**1.4600e-003**	**0.0676**	**3.6300e-003**	**0.0713**	**0.0185**	**3.3400e-003**	**0.0218**		**122.2827**	**122.2827**	**1.9800e-003**		**122.3243**

3.3 Grading - 2026

Unmitigated Construction On-Site

	ROG	NOx	CO	SO2	Fugitive PM10	Exhaust PM10	PM10 Total	Fugitive PM2.5	Exhaust PM2.5	PM2.5 Total	Bio- CO2	NBio- CO2	Total CO2	CH4	N2O	CO2e

Category	lb/day										lb/day					
Fugitive Dust					6.3143	0.0000	6.3143	3.3418	0.0000	3.3418			0.0000			0.0000
Off-Road	1.1356	10.2358	13.3348	0.0209		0.4503	0.4503		0.4151	0.4151		2,013.4681	2,013.4681	0.6436		2,026.9842
Total	**1.1356**	**10.2358**	**13.3348**	**0.0209**	**6.3143**	**0.4503**	**6.7646**	**3.3418**	**0.4151**	**3.7569**		**2,013.4681**	**2,013.4681**	**0.6436**		**2,026.9842**

Unmitigated Construction Off-Site

	ROG	NOx	CO	SO2	Fugitive PM10	Exhaust PM10	PM10 Total	Fugitive PM2.5	Exhaust PM2.5	PM2.5 Total	Bio- CO2	NBio- CO2	Total CO2	CH4	N2O	CO2e
Category	lb/day										lb/day					
Hauling	0.1394	1.0172	1.5271	7.3900e-003	0.1743	0.0303	0.2046	0.0477	0.0279	0.0756		695.3173	695.3173	4.8200e-003		695.4186
Vendor	0.0000	0.0000	0.0000	0.0000	0.0000	0.0000	0.0000	0.0000	0.0000	0.0000		0.0000	0.0000	0.0000		0.0000
Worker	0.0255	0.0284	0.3109	1.3500e-003	0.1068	8.0000e-004	0.1076	0.0283	7.4000e-004	0.0291		88.7905	88.7905	3.5500e-003		88.8651
Total	**0.1650**	**1.0455**	**1.8380**	**8.7400e-003**	**0.2811**	**0.0311**	**0.3122**	**0.0761**	**0.0286**	**0.1047**		**784.1077**	**784.1077**	**8.3700e-003**		**784.2837**

Mitigated Construction On-Site

	ROG	NOx	CO	SO2	Fugitive PM10	Exhaust PM10	PM10 Total	Fugitive PM2.5	Exhaust PM2.5	PM2.5 Total	Bio- CO2	NBio- CO2	Total CO2	CH4	N2O	CO2e
Category	lb/day										lb/day					
Fugitive Dust					6.3143	0.0000	6.3143	3.3418	0.0000	3.3418			0.0000			0.0000
Off-Road	1.1356	10.2358	13.3348	0.0209		0.4503	0.4503		0.4151	0.4151	0.0000	2,013.4681	2,013.4681	0.6436		2,026.9842

Total	**1.1356**	**10.2358**	**13.3348**	**0.0209**	**6.3143**	**0.4503**	**6.7646**	**3.3418**	**0.4151**	**3.7569**	**0.0000**	**2,013.4681**	**2,013.4681**	**0.6436**		**2,026.9842**

Mitigated Construction Off-Site

	ROG	NOx	CO	SO2	Fugitive PM10	Exhaust PM10	PM10 Total	Fugitive PM2.5	Exhaust PM2.5	PM2.5 Total	Bio- CO2	NBio- CO2	Total CO2	CH4	N2O	CO2e
Category	lb/day										lb/day					
Hauling	0.1394	1.0172	1.5271	7.3900e-003	0.1743	0.0303	0.2046	0.0477	0.0279	0.0756		695.3173	695.3173	4.8200e-003		695.4186
Vendor	0.0000	0.0000	0.0000	0.0000	0.0000	0.0000	0.0000	0.0000	0.0000	0.0000		0.0000	0.0000	0.0000		0.0000
Worker	0.0255	0.0284	0.3109	1.3500e-003	0.1068	8.0000e-004	0.1076	0.0283	7.4000e-004	0.0291		88.7905	88.7905	3.5500e-003		88.8651
Total	**0.1650**	**1.0455**	**1.8380**	**8.7400e-003**	**0.2811**	**0.0311**	**0.3122**	**0.0761**	**0.0286**	**0.1047**		**784.1077**	**784.1077**	**8.3700e-003**		**784.2837**

3.4 Building Construction - 2026

Unmitigated Construction On-Site

	ROG	NOx	CO	SO2	Fugitive PM10	Exhaust PM10	PM10 Total	Fugitive PM2.5	Exhaust PM2.5	PM2.5 Total	Bio- CO2	NBio- CO2	Total CO2	CH4	N2O	CO2e
Category	lb/day										lb/day					
Off-Road	1.1771	9.7842	12.8479	0.0215		0.3815	0.3815		0.3652	0.3652		1,987.9838	1,987.9838	0.3697		1,995.7475
Total	**1.1771**	**9.7842**	**12.8479**	**0.0215**		**0.3815**	**0.3815**		**0.3652**	**0.3652**		**1,987.9838**	**1,987.9838**	**0.3697**		**1,995.7475**

Unmitigated Construction Off-Site

	ROG	NOx	CO	SO2	Fugitive PM10	Exhaust PM10	PM10 Total	Fugitive PM2.5	Exhaust PM2.5	PM2.5 Total	Bio- CO2	NBio- CO2	Total CO2	CH4	N2O	CO2e
Category	lb/day										lb/day					
Hauling	0.0000	0.0000	0.0000	0.0000	0.0000	0.0000	0.0000	0.0000	0.0000	0.0000		0.0000	0.0000	0.0000		0.0000
Vendor	0.0000	0.0000	0.0000	0.0000	0.0000	0.0000	0.0000	0.0000	0.0000	0.0000		0.0000	0.0000	0.0000		0.0000
Worker	0.0000	0.0000	0.0000	0.0000	0.0000	0.0000	0.0000	0.0000	0.0000	0.0000		0.0000	0.0000	0.0000		0.0000
Total	**0.0000**	**0.0000**	**0.0000**	**0.0000**	**0.0000**	**0.0000**	**0.0000**	**0.0000**	**0.0000**	**0.0000**		**0.0000**	**0.0000**	**0.0000**		**0.0000**

Mitigated Construction On-Site

	ROG	NOx	CO	SO2	Fugitive PM10	Exhaust PM10	PM10 Total	Fugitive PM2.5	Exhaust PM2.5	PM2.5 Total	Bio- CO2	NBio- CO2	Total CO2	CH4	N2O	CO2e
Category	lb/day										lb/day					
Off-Road	1.1771	9.7842	12.8479	0.0215		0.3815	0.3815		0.3652	0.3652	0.0000	1,987.9838	1,987.9838	0.3697		1,995.7475
Total	**1.1771**	**9.7842**	**12.8479**	**0.0215**		**0.3815**	**0.3815**		**0.3652**	**0.3652**	**0.0000**	**1,987.9838**	**1,987.9838**	**0.3697**		**1,995.7475**

Mitigated Construction Off-Site

	ROG	NOx	CO	SO2	Fugitive PM10	Exhaust PM10	PM10 Total	Fugitive PM2.5	Exhaust PM2.5	PM2.5 Total	Bio- CO2	NBio- CO2	Total CO2	CH4	N2O	CO2e
Category	lb/day										lb/day					

Hauling	0.0000	0.0000	0.0000	0.0000	0.0000	0.0000	0.0000	0.0000	0.0000	0.0000		0.0000	0.0000	0.0000		0.0000
Vendor	0.0000	0.0000	0.0000	0.0000	0.0000	0.0000	0.0000	0.0000	0.0000	0.0000		0.0000	0.0000	0.0000		0.0000
Worker	0.0000	0.0000	0.0000	0.0000	0.0000	0.0000	0.0000	0.0000	0.0000	0.0000		0.0000	0.0000	0.0000		0.0000
Total	**0.0000**	**0.0000**	**0.0000**	**0.0000**	**0.0000**	**0.0000**	**0.0000**	**0.0000**	**0.0000**	**0.0000**		**0.0000**	**0.0000**	**0.0000**		**0.0000**

3.4 Building Construction - 2027

Unmitigated Construction On-Site

	ROG	NOx	CO	SO2	Fugitive PM10	Exhaust PM10	PM10 Total	Fugitive PM2.5	Exhaust PM2.5	PM2.5 Total	Bio- CO2	NBio- CO2	Total CO2	CH4	N2O	CO2e
Category	lb/day										lb/day					
Off-Road	1.1771	9.7842	12.8479	0.0215		0.3815	0.3815		0.3652	0.3652		1,987.9838	1,987.9838	0.3697		1,995.7475
Total	**1.1771**	**9.7842**	**12.8479**	**0.0215**		**0.3815**	**0.3815**		**0.3652**	**0.3652**		**1,987.9838**	**1,987.9838**	**0.3697**		**1,995.7475**

Unmitigated Construction Off-Site

	ROG	NOx	CO	SO2	Fugitive PM10	Exhaust PM10	PM10 Total	Fugitive PM2.5	Exhaust PM2.5	PM2.5 Total	Bio- CO2	NBio- CO2	Total CO2	CH4	N2O	CO2e
Category	lb/day										lb/day					
Hauling	0.0000	0.0000	0.0000	0.0000	0.0000	0.0000	0.0000	0.0000	0.0000	0.0000		0.0000	0.0000	0.0000		0.0000
Vendor	0.0000	0.0000	0.0000	0.0000	0.0000	0.0000	0.0000	0.0000	0.0000	0.0000		0.0000	0.0000	0.0000		0.0000
Worker	0.0000	0.0000	0.0000	0.0000	0.0000	0.0000	0.0000	0.0000	0.0000	0.0000		0.0000	0.0000	0.0000		0.0000
Total	**0.0000**	**0.0000**	**0.0000**	**0.0000**	**0.0000**	**0.0000**	**0.0000**	**0.0000**	**0.0000**	**0.0000**		**0.0000**	**0.0000**	**0.0000**		**0.0000**

Mitigated Construction On-Site

	ROG	NOx	CO	SO2	Fugitive PM10	Exhaust PM10	PM10 Total	Fugitive PM2.5	Exhaust PM2.5	PM2.5 Total	Bio- CO2	NBio- CO2	Total CO2	CH4	N2O	CO2e
Category	lb/day										lb/day					
Off-Road	1.1771	9.7842	12.8479	0.0215		0.3815	0.3815		0.3652	0.3652	0.0000	1,987.9838	1,987.9838	0.3697		1,995.7475
Total	**1.1771**	**9.7842**	**12.8479**	**0.0215**		**0.3815**	**0.3815**		**0.3652**	**0.3652**	**0.0000**	**1,987.9838**	**1,987.9838**	**0.3697**		**1,995.7475**

Mitigated Construction Off-Site

	ROG	NOx	CO	SO2	Fugitive PM10	Exhaust PM10	PM10 Total	Fugitive PM2.5	Exhaust PM2.5	PM2.5 Total	Bio- CO2	NBio- CO2	Total CO2	CH4	N2O	CO2e
Category	lb/day										lb/day					
Hauling	0.0000	0.0000	0.0000	0.0000	0.0000	0.0000	0.0000	0.0000	0.0000	0.0000		0.0000	0.0000	0.0000		0.0000
Vendor	0.0000	0.0000	0.0000	0.0000	0.0000	0.0000	0.0000	0.0000	0.0000	0.0000		0.0000	0.0000	0.0000		0.0000
Worker	0.0000	0.0000	0.0000	0.0000	0.0000	0.0000	0.0000	0.0000	0.0000	0.0000		0.0000	0.0000	0.0000		0.0000
Total	**0.0000**	**0.0000**	**0.0000**	**0.0000**	**0.0000**	**0.0000**	**0.0000**	**0.0000**	**0.0000**	**0.0000**		**0.0000**	**0.0000**	**0.0000**		**0.0000**

3.4 Building Construction - 2028

Unmitigated Construction On-Site

	ROG	NOx	CO	SO2	Fugitive PM10	Exhaust PM10	PM10 Total	Fugitive PM2.5	Exhaust PM2.5	PM2.5 Total	Bio- CO2	NBio- CO2	Total CO2	CH4	N2O	CO2e
Category	lb/day										lb/day					
Off-Road	1.1771	9.7842	12.8479	0.0215		0.3815	0.3815		0.3652	0.3652		1,987.9838	1,987.9838	0.3697		1,995.7475
Total	**1.1771**	**9.7842**	**12.8479**	**0.0215**		**0.3815**	**0.3815**		**0.3652**	**0.3652**		**1,987.9838**	**1,987.9838**	**0.3697**		**1,995.7475**

Unmitigated Construction Off-Site

	ROG	NOx	CO	SO2	Fugitive PM10	Exhaust PM10	PM10 Total	Fugitive PM2.5	Exhaust PM2.5	PM2.5 Total	Bio- CO2	NBio- CO2	Total CO2	CH4	N2O	CO2e
Category	lb/day										lb/day					
Hauling	0.0000	0.0000	0.0000	0.0000	0.0000	0.0000	0.0000	0.0000	0.0000	0.0000		0.0000	0.0000	0.0000		0.0000
Vendor	0.0000	0.0000	0.0000	0.0000	0.0000	0.0000	0.0000	0.0000	0.0000	0.0000		0.0000	0.0000	0.0000		0.0000
Worker	0.0000	0.0000	0.0000	0.0000	0.0000	0.0000	0.0000	0.0000	0.0000	0.0000		0.0000	0.0000	0.0000		0.0000
Total	**0.0000**	**0.0000**	**0.0000**	**0.0000**	**0.0000**	**0.0000**	**0.0000**	**0.0000**	**0.0000**	**0.0000**		**0.0000**	**0.0000**	**0.0000**		**0.0000**

Mitigated Construction On-Site

	ROG	NOx	CO	SO2	Fugitive PM10	Exhaust PM10	PM10 Total	Fugitive PM2.5	Exhaust PM2.5	PM2.5 Total	Bio- CO2	NBio- CO2	Total CO2	CH4	N2O	CO2e
Category	lb/day										lb/day					
Off-Road	1.1771	9.7842	12.8479	0.0215		0.3815	0.3815		0.3652	0.3652	0.0000	1,987.9838	1,987.9838	0.3697		1,995.7475

Total	**1.1771**	**9.7842**	**12.8479**	**0.0215**		**0.3815**	**0.3815**		**0.3652**	**0.3652**	**0.0000**	**1,987.9838**	**1,987.9838**	**0.3697**		**1,995.7475**

Mitigated Construction Off-Site

	ROG	NOx	CO	SO2	Fugitive PM10	Exhaust PM10	PM10 Total	Fugitive PM2.5	Exhaust PM2.5	PM2.5 Total	Bio- CO2	NBio- CO2	Total CO2	CH4	N2O	CO2e
Category	lb/day										lb/day					
Hauling	0.0000	0.0000	0.0000	0.0000	0.0000	0.0000	0.0000	0.0000	0.0000	0.0000		0.0000	0.0000	0.0000		0.0000
Vendor	0.0000	0.0000	0.0000	0.0000	0.0000	0.0000	0.0000	0.0000	0.0000	0.0000		0.0000	0.0000	0.0000		0.0000
Worker	0.0000	0.0000	0.0000	0.0000	0.0000	0.0000	0.0000	0.0000	0.0000	0.0000		0.0000	0.0000	0.0000		0.0000
Total	**0.0000**	**0.0000**	**0.0000**	**0.0000**	**0.0000**	**0.0000**	**0.0000**	**0.0000**	**0.0000**	**0.0000**		**0.0000**	**0.0000**	**0.0000**		**0.0000**

3.5 Paving - 2028

Unmitigated Construction On-Site

	ROG	NOx	CO	SO2	Fugitive PM10	Exhaust PM10	PM10 Total	Fugitive PM2.5	Exhaust PM2.5	PM2.5 Total	Bio- CO2	NBio- CO2	Total CO2	CH4	N2O	CO2e
Category	lb/day										lb/day					
Off-Road	0.3117	2.7678	5.2923	8.5300e-003		0.1329	0.1329		0.1223	0.1223		825.8364	825.8364	0.2671		831.4453
Paving	0.0000					0.0000	0.0000		0.0000	0.0000			0.0000			0.0000
Total	**0.3117**	**2.7678**	**5.2923**	**8.5300e-003**		**0.1329**	**0.1329**		**0.1223**	**0.1223**		**825.8364**	**825.8364**	**0.2671**		**831.4453**

Unmitigated Construction Off-Site

	ROG	NOx	CO	SO2	Fugitive PM10	Exhaust PM10	PM10 Total	Fugitive PM2.5	Exhaust PM2.5	PM2.5 Total	Bio- CO2	NBio- CO2	Total CO2	CH4	N2O	CO2e
Category	lb/day										lb/day					
Hauling	0.0000	0.0000	0.0000	0.0000	0.0000	0.0000	0.0000	0.0000	0.0000	0.0000		0.0000	0.0000	0.0000		0.0000
Vendor	0.0000	0.0000	0.0000	0.0000	0.0000	0.0000	0.0000	0.0000	0.0000	0.0000		0.0000	0.0000	0.0000		0.0000
Worker	9.2100e-003	0.0103	0.1129	5.2000e-004	0.0411	3.1000e-004	0.0414	0.0109	2.9000e-004	0.0112		33.5758	33.5758	1.3100e-003		33.6034
Total	**9.2100e-003**	**0.0103**	**0.1129**	**5.2000e-004**	**0.0411**	**3.1000e-004**	**0.0414**	**0.0109**	**2.9000e-004**	**0.0112**		**33.5758**	**33.5758**	**1.3100e-003**		**33.6034**

Mitigated Construction On-Site

	ROG	NOx	CO	SO2	Fugitive PM10	Exhaust PM10	PM10 Total	Fugitive PM2.5	Exhaust PM2.5	PM2.5 Total	Bio- CO2	NBio- CO2	Total CO2	CH4	N2O	CO2e
Category	lb/day										lb/day					
Off-Road	0.3117	2.7678	5.2923	8.5300e-003		0.1329	0.1329		0.1223	0.1223	0.0000	825.8364	825.8364	0.2671		831.4453
Paving	0.0000					0.0000	0.0000		0.0000	0.0000			0.0000			0.0000
Total	**0.3117**	**2.7678**	**5.2923**	**8.5300e-003**		**0.1329**	**0.1329**		**0.1223**	**0.1223**	**0.0000**	**825.8364**	**825.8364**	**0.2671**		**831.4453**

Mitigated Construction Off-Site

	ROG	NOx	CO	SO2	Fugitive PM10	Exhaust PM10	PM10 Total	Fugitive PM2.5	Exhaust PM2.5	PM2.5 Total	Bio- CO2	NBio- CO2	Total CO2	CH4	N2O	CO2e
Category	lb/day										lb/day					

Hauling	0.0000	0.0000	0.0000	0.0000	0.0000	0.0000	0.0000	0.0000	0.0000	0.0000		0.0000	0.0000	0.0000		0.0000
Vendor	0.0000	0.0000	0.0000	0.0000	0.0000	0.0000	0.0000	0.0000	0.0000	0.0000		0.0000	0.0000	0.0000		0.0000
Worker	9.2100e-003	0.0103	0.1129	5.2000e-004	0.0411	3.1000e-004	0.0414	0.0109	2.9000e-004	0.0112		33.5758	33.5758	1.3100e-003		33.6034
Total	**9.2100e-003**	**0.0103**	**0.1129**	**5.2000e-004**	**0.0411**	**3.1000e-004**	**0.0414**	**0.0109**	**2.9000e-004**	**0.0112**		**33.5758**	**33.5758**	**1.3100e-003**		**33.6034**

4.0 Operational Detail - Mobile

4.1 Mitigation Measures Mobile

	ROG	NOx	CO	SO2	Fugitive PM10	Exhaust PM10	PM10 Total	Fugitive PM2.5	Exhaust PM2.5	PM2.5 Total	Bio- CO2	NBio- CO2	Total CO2	CH4	N2O	CO2e
Category	lb/day										lb/day					
Mitigated	0.0000	0.0000	0.0000	0.0000	0.0000	0.0000	0.0000	0.0000	0.0000	0.0000		0.0000	0.0000	0.0000		0.0000
Unmitigated	0.0000	0.0000	0.0000	0.0000	0.0000	0.0000	0.0000	0.0000	0.0000	0.0000		0.0000	0.0000	0.0000		0.0000

4.2 Trip Summary Information

	Average Daily Trip Rate			Unmitigated	Mitigated
Land Use	Weekday	Saturday	Sunday	Annual VMT	Annual VMT
User Defined Industrial	0.00	0.00	0.00		
Total	0.00	0.00	0.00		

4.3 Trip Type Information

	Miles			Trip %			Trip Purpose %		
Land Use	H-W or C-W	H-S or C-C	H-O or C-NW	H-W or C-W	H-S or C-C	H-O or C-NW	Primary	Diverted	Pass-by
User Defined Industrial	9.50	7.30	7.30	0.00	0.00	0.00	0	0	0

LDA	LDT1	LDT2	MDV	LHD1	LHD2	MHD	HHD	OBUS	UBUS	MCY	SBUS	MH
0.511923	0.073395	0.191568	0.130918	0.036235	0.005199	0.012665	0.023708	0.001889	0.002027	0.006511	0.000534	0.003431

5.0 Energy Detail

4.4 Fleet Mix

Historical Energy Use: N

5.1 Mitigation Measures Energy

	ROG	NOx	CO	SO2	Fugitive PM10	Exhaust PM10	PM10 Total	Fugitive PM2.5	Exhaust PM2.5	PM2.5 Total	Bio- CO2	NBio- CO2	Total CO2	CH4	N2O	CO2e
Category	lb/day										lb/day					
NaturalGas Mitigated	0.0000	0.0000	0.0000	0.0000		0.0000	0.0000		0.0000	0.0000		0.0000	0.0000	0.0000	0.0000	0.0000
NaturalGas Unmitigated	0.0000	0.0000	0.0000	0.0000		0.0000	0.0000		0.0000	0.0000		0.0000	0.0000	0.0000	0.0000	0.0000

5.2 Energy by Land Use - NaturalGas

Unmitigated

	NaturalGas Use	ROG	NOx	CO	SO2	Fugitive PM10	Exhaust PM10	PM10 Total	Fugitive PM2.5	Exhaust PM2.5	PM2.5 Total	Bio- CO2	NBio- CO2	Total CO2	CH4	N2O	CO2e
Land Use	kBTU/yr	lb/day										lb/day					
User Defined Industrial	0	0.0000	0.0000	0.0000	0.0000		0.0000	0.0000		0.0000	0.0000		0.0000	0.0000	0.0000	0.0000	0.0000
Total		**0.0000**	**0.0000**	**0.0000**	**0.0000**		**0.0000**	**0.0000**		**0.0000**	**0.0000**		**0.0000**	**0.0000**	**0.0000**	**0.0000**	**0.0000**

Mitigated

	NaturalGas Use	ROG	NOx	CO	SO2	Fugitive PM10	Exhaust PM10	PM10 Total	Fugitive PM2.5	Exhaust PM2.5	PM2.5 Total	Bio- CO2	NBio- CO2	Total CO2	CH4	N2O	CO2e
Land Use	kBTU/yr	lb/day										lb/day					
User Defined Industrial	0	0.0000	0.0000	0.0000	0.0000		0.0000	0.0000		0.0000	0.0000		0.0000	0.0000	0.0000	0.0000	0.0000
Total		**0.0000**	**0.0000**	**0.0000**	**0.0000**		**0.0000**	**0.0000**		**0.0000**	**0.0000**		**0.0000**	**0.0000**	**0.0000**	**0.0000**	**0.0000**

6.0 Area Detail

6.1 Mitigation Measures Area

	ROG	NOx	CO	SO2	Fugitive PM10	Exhaust PM10	PM10 Total	Fugitive PM2.5	Exhaust PM2.5	PM2.5 Total	Bio- CO2	NBio- CO2	Total CO2	CH4	N2O	CO2e
Category	lb/day										lb/day					
Mitigated	1.0000e-005	0.0000	1.0000e-004	0.0000		0.0000	0.0000		0.0000	0.0000		2.2000e-004	2.2000e-004	0.0000		2.3000e-004
Unmitigated	1.0000e-005	0.0000	1.0000e-004	0.0000		0.0000	0.0000		0.0000	0.0000		2.2000e-004	2.2000e-004	0.0000		2.3000e-004

6.2 Area by SubCategory

Unmitigated

	ROG	NOx	CO	SO2	Fugitive PM10	Exhaust PM10	PM10 Total	Fugitive PM2.5	Exhaust PM2.5	PM2.5 Total	Bio- CO2	NBio- CO2	Total CO2	CH4	N2O	CO2e
SubCategory	lb/day										lb/day					
Consumer Products	0.0000					0.0000	0.0000		0.0000	0.0000			0.0000			0.0000
Landscaping	1.0000e-005	0.0000	1.0000e-004	0.0000		0.0000	0.0000		0.0000	0.0000		2.2000e-004	2.2000e-004	0.0000		2.3000e-004
Architectural Coating	0.0000					0.0000	0.0000		0.0000	0.0000			0.0000			0.0000
Total	**1.0000e-005**	**0.0000**	**1.0000e-004**	**0.0000**		**0.0000**	**0.0000**		**0.0000**	**0.0000**		**2.2000e-004**	**2.2000e-004**	**0.0000**		**2.3000e-004**

Mitigated

	ROG	NOx	CO	SO2	Fugitive PM10	Exhaust PM10	PM10 Total	Fugitive PM2.5	Exhaust PM2.5	PM2.5 Total	Bio- CO2	NBio- CO2	Total CO2	CH4	N2O	CO2e
SubCategory	lb/day										lb/day					
Consumer Products	0.0000					0.0000	0.0000		0.0000	0.0000			0.0000			0.0000
Landscaping	1.0000e-005	0.0000	1.0000e-004	0.0000		0.0000	0.0000		0.0000	0.0000		2.2000e-004	2.2000e-004	0.0000		2.3000e-004
Architectural Coating	0.0000					0.0000	0.0000		0.0000	0.0000			0.0000			0.0000
Total	**1.0000e-005**	**0.0000**	**1.0000e-004**	**0.0000**		**0.0000**	**0.0000**		**0.0000**	**0.0000**		**2.2000e-004**	**2.2000e-004**	**0.0000**		**2.3000e-004**

7.0 Water Detail

7.1 Mitigation Measures Water

8.0 Waste Detail

8.1 Mitigation Measures Waste

9.0 Operational Offroad

Equipment Type	Number	Hours/Day	Days/Year	Horse Power	Load Factor	Fuel Type

10.0 Vegetation

Harbor Drive WRP (HDWRP) Const

San Diego Air Basin, Summer

1.0 Project Characteristics

1.1 Land Usage

Land Uses	Size	Metric	Lot Acreage	Floor Surface Area	Population
User Defined Industrial	1.00	User Defined Unit	24.00	0.00	0

1.2 Other Project Characteristics

Urbanization	Urban	**Wind Speed (m/s)**	2.6	**Precipitation Freq (Days)**	40
Climate Zone	13			**Operational Year**	2025
Utility Company	San Diego Gas & Electric				
CO2 Intensity (lb/MWhr)	720.49	**CH4 Intensity (lb/MWhr)**	0.029	**N2O Intensity (lb/MWhr)**	0.006

1.3 User Entered Comments & Non-Default Data

Project Characteristics -

Land Use - Modified

Construction Phase - Modified

Off-road Equipment - Modified

Off-road Equipment - Modified

Off-road Equipment - Modified

Off-road Equipment - Modified

Trips and VMT - Modified

Grading - Modified

Table Name	Column Name	Default Value	New Value
tblConstructionPhase	NumDays	370.00	574.00

tblConstructionPhase	NumDays	35.00	40.00
tblConstructionPhase	NumDays	10.00	20.00
tblGrading	AcresOfGrading	0.00	24.00
tblGrading	MaterialExported	0.00	160.00
tblLandUse	LotAcreage	0.00	24.00
tblOffRoadEquipment	OffRoadEquipmentUnitAmount	2.00	1.00
tblOffRoadEquipment	OffRoadEquipmentUnitAmount	3.00	1.00
tblOffRoadEquipment	OffRoadEquipmentUnitAmount	1.00	0.00
tblOffRoadEquipment	OffRoadEquipmentUnitAmount	2.00	1.00
tblOffRoadEquipment	OffRoadEquipmentUnitAmount	2.00	1.00
tblOffRoadEquipment	OffRoadEquipmentUnitAmount	2.00	0.00
tblOffRoadEquipment	OffRoadEquipmentUnitAmount	3.00	1.00
tblOffRoadEquipment	OffRoadEquipmentUnitAmount	2.00	0.00
tblOffRoadEquipment	OffRoadEquipmentUnitAmount	3.00	2.00
tblOffRoadEquipment	OffRoadEquipmentUnitAmount	4.00	1.00
tblOffRoadEquipment	OffRoadEquipmentUnitAmount	1.00	2.00
tblOffRoadEquipment	UsageHours	7.00	4.00
tblProjectCharacteristics	OperationalYear	2014	2025
tblTripsAndVMT	HaulingTripNumber	20.00	400.00
tblTripsAndVMT	VendorTripNumber	0.00	4.00
tblTripsAndVMT	VendorTripNumber	0.00	2.00
tblTripsAndVMT	WorkerTripNumber	0.00	18.00

2.0 Emissions Summary

2.1 Overall Construction (Maximum Daily Emission)

Unmitigated Construction

	ROG	NOx	CO	SO2	Fugitive PM10	Exhaust PM10	PM10 Total	Fugitive PM2.5	Exhaust PM2.5	PM2.5 Total	Bio- CO2	NBio- CO2	Total CO2	CH4	N2O	CO2e

Year	lb/day										lb/day					
2025	1.3043	11.3031	15.2022	0.0297	6.9400	0.4820	7.4220	3.4551	0.4442	3.8993	0.0000	2,798.5046	2,798.5046	0.6522	0.0000	2,812.1999
2026	1.2248	9.8951	13.4257	0.0239	0.1611	0.3843	0.5454	0.0430	0.3677	0.4107	0.0000	2,154.9907	2,154.9907	0.3749	0.0000	2,162.8642
2027	1.2234	9.8933	13.4095	0.0239	0.1611	0.3843	0.5454	0.0430	0.3677	0.4108	0.0000	2,153.8790	2,153.8790	0.3748	0.0000	2,161.7503
Total	**3.7525**	**31.0915**	**42.0373**	**0.0774**	**7.2623**	**1.2506**	**8.5129**	**3.5411**	**1.1797**	**4.7208**	**0.0000**	**7,107.3743**	**7,107.3743**	**1.4019**	**0.0000**	**7,136.8144**

Mitigated Construction

	ROG	NOx	CO	SO2	Fugitive PM10	Exhaust PM10	PM10 Total	Fugitive PM2.5	Exhaust PM2.5	PM2.5 Total	Bio- CO2	NBio- CO2	Total CO2	CH4	N2O	CO2e
Year	lb/day										lb/day					
2025	1.3043	11.3031	15.2022	0.0297	6.9400	0.4820	7.4220	3.4551	0.4442	3.8993	0.0000	2,798.5046	2,798.5046	0.6522	0.0000	2,812.1999
2026	1.2248	9.8951	13.4257	0.0239	0.1611	0.3843	0.5454	0.0430	0.3677	0.4107	0.0000	2,154.9907	2,154.9907	0.3749	0.0000	2,162.8642
2027	1.2234	9.8933	13.4095	0.0239	0.1611	0.3843	0.5454	0.0430	0.3677	0.4108	0.0000	2,153.8790	2,153.8790	0.3748	0.0000	2,161.7503
Total	**3.7525**	**31.0915**	**42.0373**	**0.0774**	**7.2623**	**1.2506**	**8.5129**	**3.5411**	**1.1797**	**4.7208**	**0.0000**	**7,107.3743**	**7,107.3743**	**1.4019**	**0.0000**	**7,136.8144**

	ROG	**NOx**	**CO**	**SO2**	**Fugitive PM10**	**Exhaust PM10**	**PM10 Total**	**Fugitive PM2.5**	**Exhaust PM2.5**	**PM2.5 Total**	**Bio- CO2**	**NBio-CO2**	**Total CO2**	**CH4**	**N20**	**CO2e**
Percent Reduction	**0.00**	**0.00**	**0.00**	**0.00**	**0.00**	**0.00**	**0.00**	**0.00**	**0.00**	**0.00**	**0.00**	**0.00**	**0.00**	**0.00**	**0.00**	**0.00**

2.2 Overall Operational

Unmitigated Operational

	ROG	NOx	CO	SO2	Fugitive PM10	Exhaust PM10	PM10 Total	Fugitive PM2.5	Exhaust PM2.5	PM2.5 Total	Bio- CO2	NBio- CO2	Total CO2	CH4	N2O	CO2e

Category	lb/day										lb/day					
Area	1.0000e-005	0.0000	1.0000e-004	0.0000		0.0000	0.0000		0.0000	0.0000		2.2000e-004	2.2000e-004	0.0000		2.3000e-004
Energy	0.0000	0.0000	0.0000	0.0000		0.0000	0.0000		0.0000	0.0000		0.0000	0.0000	0.0000	0.0000	0.0000
Mobile	0.0000	0.0000	0.0000	0.0000	0.0000	0.0000	0.0000	0.0000	0.0000	0.0000		0.0000	0.0000	0.0000		0.0000
Total	**1.0000e-005**	**0.0000**	**1.0000e-004**	**0.0000**	**0.0000**	**0.0000**	**0.0000**	**0.0000**	**0.0000**	**0.0000**		**2.2000e-004**	**2.2000e-004**	**0.0000**	**0.0000**	**2.3000e-004**

Mitigated Operational

	ROG	NOx	CO	SO2	Fugitive PM10	Exhaust PM10	PM10 Total	Fugitive PM2.5	Exhaust PM2.5	PM2.5 Total	Bio- CO2	NBio- CO2	Total CO2	CH4	N2O	CO2e
Category	lb/day										lb/day					
Area	1.0000e-005	0.0000	1.0000e-004	0.0000		0.0000	0.0000		0.0000	0.0000		2.2000e-004	2.2000e-004	0.0000		2.3000e-004
Energy	0.0000	0.0000	0.0000	0.0000		0.0000	0.0000		0.0000	0.0000		0.0000	0.0000	0.0000	0.0000	0.0000
Mobile	0.0000	0.0000	0.0000	0.0000	0.0000	0.0000	0.0000	0.0000	0.0000	0.0000		0.0000	0.0000	0.0000		0.0000
Total	**1.0000e-005**	**0.0000**	**1.0000e-004**	**0.0000**	**0.0000**	**0.0000**	**0.0000**	**0.0000**	**0.0000**	**0.0000**		**2.2000e-004**	**2.2000e-004**	**0.0000**	**0.0000**	**2.3000e-004**

	ROG	**NOx**	**CO**	**SO2**	**Fugitive PM10**	**Exhaust PM10**	**PM10 Total**	**Fugitive PM2.5**	**Exhaust PM2.5**	**PM2.5 Total**	**Bio- CO2**	**NBio-CO2**	**Total CO2**	**CH4**	**N20**	**CO2e**
Percent Reduction	**0.00**	**0.00**	**0.00**	**0.00**	**0.00**	**0.00**	**0.00**	**0.00**	**0.00**	**0.00**	**0.00**	**0.00**	**0.00**	**0.00**	**0.00**	**0.00**

3.0 Construction Detail

Construction Phase

Phase Number	Phase Name	Phase Type	Start Date	End Date	Num Days Week	Num Days	Phase Description
1	Site Preparation	Site Preparation	7/1/2025	7/28/2025	5	20	

2	Grading	Grading	7/29/2025	9/22/2025	5	40	
3	Building Construction	Building Construction	9/23/2025	12/3/2027	5	574	
4	Paving	Paving	12/4/2027	12/31/2027	5	20	

Acres of Grading (Site Preparation Phase): 0

Acres of Grading (Grading Phase): 24

Acres of Paving: 0

Residential Indoor: 0; Residential Outdoor: 0; Non-Residential Indoor: 0; Non-Residential Outdoor: 0 (Architectural Coating – sqft)

OffRoad Equipment

Phase Name	Offroad Equipment Type	Amount	Usage Hours	Horse Power	Load Factor
Site Preparation	Rubber Tired Dozers	1	8.00	255	0.40
Site Preparation	Tractors/Loaders/Backhoes	1	8.00	97	0.37
Grading	Excavators	1	8.00	162	0.38
Grading	Graders	0	8.00	174	0.41
Grading	Plate Compactors	1	8.00	8	0.43
Grading	Rubber Tired Dozers	1	8.00	255	0.40
Grading	Scrapers	0	8.00	361	0.48
Grading	Tractors/Loaders/Backhoes	2	8.00	97	0.37
Building Construction	Cranes	1	4.00	226	0.29
Building Construction	Forklifts	1	8.00	89	0.20
Building Construction	Generator Sets	1	8.00	84	0.74
Building Construction	Tractors/Loaders/Backhoes	2	7.00	97	0.37
Building Construction	Welders	2	8.00	46	0.45
Paving	Pavers	1	8.00	125	0.42
Paving	Paving Equipment	1	8.00	130	0.36
Paving	Rollers	0	8.00	80	0.38

Trips and VMT

Phase Name	Offroad Equipment Count	Worker Trip Number	Vendor Trip Number	Hauling Trip Number	Worker Trip Length	Vendor Trip Length	Hauling Trip Length	Worker Vehicle Class	Vendor Vehicle Class	Hauling Vehicle Class
Site Preparation	2	5.00	4.00	0.00	10.80	7.30	20.00	LD_Mix	HDT_Mix	HHDT
Grading	5	13.00	0.00	400.00	10.80	7.30	20.00	LD_Mix	HDT_Mix	HHDT
Building Construction	7	18.00	2.00	0.00	10.80	7.30	20.00	LD_Mix	HDT_Mix	HHDT
Paving	2	5.00	0.00	0.00	10.80	7.30	20.00	LD_Mix	HDT_Mix	HHDT

3.1 Mitigation Measures Construction

3.2 Site Preparation - 2025

Unmitigated Construction On-Site

	ROG	NOx	CO	SO2	Fugitive PM10	Exhaust PM10	PM10 Total	Fugitive PM2.5	Exhaust PM2.5	PM2.5 Total	Bio- CO2	NBio- CO2	Total CO2	CH4	N2O	CO2e
Category	lb/day										lb/day					
Fugitive Dust					6.0221	0.0000	6.0221	3.3102	0.0000	3.3102			0.0000			0.0000
Off-Road	0.7921	7.3969	7.5527	0.0120		0.3251	0.3251		0.2991	0.2991		1,163.9281	1,163.9281	0.3764		1,171.8333
Total	**0.7921**	**7.3969**	**7.5527**	**0.0120**	**6.0221**	**0.3251**	**6.3472**	**3.3102**	**0.2991**	**3.6093**		**1,163.9281**	**1,163.9281**	**0.3764**		**1,171.8333**

Unmitigated Construction Off-Site

	ROG	NOx	CO	SO2	Fugitive PM10	Exhaust PM10	PM10 Total	Fugitive PM2.5	Exhaust PM2.5	PM2.5 Total	Bio- CO2	NBio- CO2	Total CO2	CH4	N2O	CO2e
Category	lb/day										lb/day					
Hauling	0.0000	0.0000	0.0000	0.0000	0.0000	0.0000	0.0000	0.0000	0.0000	0.0000		0.0000	0.0000	0.0000		0.0000
Vendor	0.0252	0.1456	0.3001	9.4000e-004	0.0266	3.3500e-003	0.0299	7.5700e-003	3.0900e-003	0.0107		88.1251	88.1251	6.2000e-004		88.1380

Worker	0.0102	0.0113	0.1236	5.2000e-004	0.0411	3.1000e-004	0.0414	0.0109	2.8000e-004	0.0112		34.5107	34.5107	1.4000e-003		34.5401
Total	**0.0354**	**0.1569**	**0.4237**	**1.4600e-003**	**0.0676**	**3.6600e-003**	**0.0713**	**0.0185**	**3.3700e-003**	**0.0218**		**122.6357**	**122.6357**	**2.0200e-003**		**122.6781**

Mitigated Construction On-Site

	ROG	NOx	CO	SO2	Fugitive PM10	Exhaust PM10	PM10 Total	Fugitive PM2.5	Exhaust PM2.5	PM2.5 Total	Bio- CO2	NBio- CO2	Total CO2	CH4	N2O	CO2e
Category	lb/day										lb/day					
Fugitive Dust					6.0221	0.0000	6.0221	3.3102	0.0000	3.3102			0.0000			0.0000
Off-Road	0.7921	7.3969	7.5527	0.0120		0.3251	0.3251		0.2991	0.2991	0.0000	1,163.9281	1,163.9281	0.3764		1,171.8333
Total	**0.7921**	**7.3969**	**7.5527**	**0.0120**	**6.0221**	**0.3251**	**6.3472**	**3.3102**	**0.2991**	**3.6093**	**0.0000**	**1,163.9281**	**1,163.9281**	**0.3764**		**1,171.8333**

Mitigated Construction Off-Site

	ROG	NOx	CO	SO2	Fugitive PM10	Exhaust PM10	PM10 Total	Fugitive PM2.5	Exhaust PM2.5	PM2.5 Total	Bio- CO2	NBio- CO2	Total CO2	CH4	N2O	CO2e
Category	lb/day										lb/day					
Hauling	0.0000	0.0000	0.0000	0.0000	0.0000	0.0000	0.0000	0.0000	0.0000	0.0000		0.0000	0.0000	0.0000		0.0000
Vendor	0.0252	0.1456	0.3001	9.4000e-004	0.0266	3.3500e-003	0.0299	7.5700e-003	3.0900e-003	0.0107		88.1251	88.1251	6.2000e-004		88.1380
Worker	0.0102	0.0113	0.1236	5.2000e-004	0.0411	3.1000e-004	0.0414	0.0109	2.8000e-004	0.0112		34.5107	34.5107	1.4000e-003		34.5401
Total	**0.0354**	**0.1569**	**0.4237**	**1.4600e-003**	**0.0676**	**3.6600e-003**	**0.0713**	**0.0185**	**3.3700e-003**	**0.0218**		**122.6357**	**122.6357**	**2.0200e-003**		**122.6781**

3.3 Grading - 2025

Unmitigated Construction On-Site

	ROG	NOx	CO	SO2	Fugitive PM10	Exhaust PM10	PM10 Total	Fugitive PM2.5	Exhaust PM2.5	PM2.5 Total	Bio- CO2	NBio- CO2	Total CO2	CH4	N2O	CO2e
Category	lb/day										lb/day					
Fugitive Dust					6.6590	0.0000	6.6590	3.3790	0.0000	3.3790			0.0000			0.0000
Off-Road	1.1356	10.2358	13.3348	0.0209		0.4503	0.4503		0.4151	0.4151		2,013.4681	2,013.4681	0.6436		2,026.9842
Total	**1.1356**	**10.2358**	**13.3348**	**0.0209**	**6.6590**	**0.4503**	**7.1093**	**3.3790**	**0.4151**	**3.7941**		**2,013.4681**	**2,013.4681**	**0.6436**		**2,026.9842**

Unmitigated Construction Off-Site

	ROG	NOx	CO	SO2	Fugitive PM10	Exhaust PM10	PM10 Total	Fugitive PM2.5	Exhaust PM2.5	PM2.5 Total	Bio- CO2	NBio- CO2	Total CO2	CH4	N2O	CO2e
Category	lb/day										lb/day					
Hauling	0.1423	1.0379	1.5462	7.3900e-003	0.1743	0.0309	0.2052	0.0477	0.0284	0.0761		695.3088	695.3088	4.9000e-003		695.4116
Vendor	0.0000	0.0000	0.0000	0.0000	0.0000	0.0000	0.0000	0.0000	0.0000	0.0000		0.0000	0.0000	0.0000		0.0000
Worker	0.0264	0.0294	0.3212	1.3500e-003	0.1068	7.9000e-004	0.1076	0.0283	7.4000e-004	0.0291		89.7277	89.7277	3.6400e-003		89.8041
Total	**0.1687**	**1.0673**	**1.8674**	**8.7400e-003**	**0.2811**	**0.0317**	**0.3128**	**0.0761**	**0.0291**	**0.1052**		**785.0365**	**785.0365**	**8.5400e-003**		**785.2158**

Mitigated Construction On-Site

	ROG	NOx	CO	SO2	Fugitive PM10	Exhaust PM10	PM10 Total	Fugitive PM2.5	Exhaust PM2.5	PM2.5 Total	Bio- CO2	NBio- CO2	Total CO2	CH4	N2O	CO2e
Category	lb/day										lb/day					

Fugitive Dust					6.6590	0.0000	6.6590	3.3790	0.0000	3.3790			0.0000			0.0000
Off-Road	1.1356	10.2358	13.3348	0.0209		0.4503	0.4503		0.4151	0.4151	0.0000	2,013.4681	2,013.4681	0.6436		2,026.9842
Total	**1.1356**	**10.2358**	**13.3348**	**0.0209**	**6.6590**	**0.4503**	**7.1093**	**3.3790**	**0.4151**	**3.7941**	**0.0000**	**2,013.4681**	**2,013.4681**	**0.6436**		**2,026.9842**

Mitigated Construction Off-Site

	ROG	NOx	CO	SO2	Fugitive PM10	Exhaust PM10	PM10 Total	Fugitive PM2.5	Exhaust PM2.5	PM2.5 Total	Bio- CO2	NBio- CO2	Total CO2	CH4	N2O	CO2e
Category	lb/day										lb/day					
Hauling	0.1423	1.0379	1.5462	7.3900e-003	0.1743	0.0309	0.2052	0.0477	0.0284	0.0761		695.3088	695.3088	4.9000e-003		695.4116
Vendor	0.0000	0.0000	0.0000	0.0000	0.0000	0.0000	0.0000	0.0000	0.0000	0.0000		0.0000	0.0000	0.0000		0.0000
Worker	0.0264	0.0294	0.3212	1.3500e-003	0.1068	7.9000e-004	0.1076	0.0283	7.4000e-004	0.0291		89.7277	89.7277	3.6400e-003		89.8041
Total	**0.1687**	**1.0673**	**1.8674**	**8.7400e-003**	**0.2811**	**0.0317**	**0.3128**	**0.0761**	**0.0291**	**0.1052**		**785.0365**	**785.0365**	**8.5400e-003**		**785.2158**

3.4 Building Construction - 2025

Unmitigated Construction On-Site

	ROG	NOx	CO	SO2	Fugitive PM10	Exhaust PM10	PM10 Total	Fugitive PM2.5	Exhaust PM2.5	PM2.5 Total	Bio- CO2	NBio- CO2	Total CO2	CH4	N2O	CO2e
Category	lb/day										lb/day					
Off-Road	1.1771	9.7842	12.8479	0.0215		0.3815	0.3815		0.3652	0.3652		1,987.9838	1,987.9838	0.3697		1,995.7475
Total	**1.1771**	**9.7842**	**12.8479**	**0.0215**		**0.3815**	**0.3815**		**0.3652**	**0.3652**		**1,987.9838**	**1,987.9838**	**0.3697**		**1,995.7475**

Unmitigated Construction Off-Site

	ROG	NOx	CO	SO2	Fugitive PM10	Exhaust PM10	PM10 Total	Fugitive PM2.5	Exhaust PM2.5	PM2.5 Total	Bio- CO2	NBio- CO2	Total CO2	CH4	N2O	CO2e
Category	lb/day										lb/day					
Hauling	0.0000	0.0000	0.0000	0.0000	0.0000	0.0000	0.0000	0.0000	0.0000	0.0000		0.0000	0.0000	0.0000		0.0000
Vendor	0.0126	0.0728	0.1501	4.7000e-004	0.0133	1.6800e-003	0.0150	3.7900e-003	1.5400e-003	5.3300e-003		44.0625	44.0625	3.1000e-004		44.0690
Worker	0.0366	0.0407	0.4448	1.8800e-003	0.1479	1.1000e-003	0.1490	0.0392	1.0200e-003	0.0402		124.2384	124.2384	5.0400e-003		124.3442
Total	**0.0492**	**0.1135**	**0.5948**	**2.3500e-003**	**0.1611**	**2.7800e-003**	**0.1639**	**0.0430**	**2.5600e-003**	**0.0456**		**168.3009**	**168.3009**	**5.3500e-003**		**168.4132**

Mitigated Construction On-Site

	ROG	NOx	CO	SO2	Fugitive PM10	Exhaust PM10	PM10 Total	Fugitive PM2.5	Exhaust PM2.5	PM2.5 Total	Bio- CO2	NBio- CO2	Total CO2	CH4	N2O	CO2e
Category	lb/day										lb/day					
Off-Road	1.1771	9.7842	12.8479	0.0215		0.3815	0.3815		0.3652	0.3652	0.0000	1,987.9838	1,987.9838	0.3697		1,995.7475
Total	**1.1771**	**9.7842**	**12.8479**	**0.0215**		**0.3815**	**0.3815**		**0.3652**	**0.3652**	**0.0000**	**1,987.9838**	**1,987.9838**	**0.3697**		**1,995.7475**

Mitigated Construction Off-Site

	ROG	NOx	CO	SO2	Fugitive PM10	Exhaust PM10	PM10 Total	Fugitive PM2.5	Exhaust PM2.5	PM2.5 Total	Bio- CO2	NBio- CO2	Total CO2	CH4	N2O	CO2e

Category	lb/day										lb/day					
Hauling	0.0000	0.0000	0.0000	0.0000	0.0000	0.0000	0.0000	0.0000	0.0000	0.0000		0.0000	0.0000	0.0000		0.0000
Vendor	0.0126	0.0728	0.1501	4.7000e-004	0.0133	1.6800e-003	0.0150	3.7900e-003	1.5400e-003	5.3300e-003		44.0625	44.0625	3.1000e-004		44.0690
Worker	0.0366	0.0407	0.4448	1.8800e-003	0.1479	1.1000e-003	0.1490	0.0392	1.0200e-003	0.0402		124.2384	124.2384	5.0400e-003		124.3442
Total	**0.0492**	**0.1135**	**0.5948**	**2.3500e-003**	**0.1611**	**2.7800e-003**	**0.1639**	**0.0430**	**2.5600e-003**	**0.0456**		**168.3009**	**168.3009**	**5.3500e-003**		**168.4132**

3.4 Building Construction - 2026

Unmitigated Construction On-Site

	ROG	NOx	CO	SO2	Fugitive PM10	Exhaust PM10	PM10 Total	Fugitive PM2.5	Exhaust PM2.5	PM2.5 Total	Bio- CO2	NBio- CO2	Total CO2	CH4	N2O	CO2e
Category	lb/day										lb/day					
Off-Road	1.1771	9.7842	12.8479	0.0215		0.3815	0.3815		0.3652	0.3652		1,987.9838	1,987.9838	0.3697		1,995.7475
Total	**1.1771**	**9.7842**	**12.8479**	**0.0215**		**0.3815**	**0.3815**		**0.3652**	**0.3652**		**1,987.9838**	**1,987.9838**	**0.3697**		**1,995.7475**

Unmitigated Construction Off-Site

	ROG	NOx	CO	SO2	Fugitive PM10	Exhaust PM10	PM10 Total	Fugitive PM2.5	Exhaust PM2.5	PM2.5 Total	Bio- CO2	NBio- CO2	Total CO2	CH4	N2O	CO2e
Category	lb/day										lb/day					
Hauling	0.0000	0.0000	0.0000	0.0000	0.0000	0.0000	0.0000	0.0000	0.0000	0.0000		0.0000	0.0000	0.0000		0.0000
Vendor	0.0123	0.0717	0.1474	4.7000e-004	0.0133	1.6600e-003	0.0149	3.7900e-003	1.5300e-003	5.3100e-003		44.0663	44.0663	3.1000e-004		44.0727
Worker	0.0354	0.0393	0.4304	1.8800e-003	0.1479	1.1100e-003	0.1490	0.0392	1.0300e-003	0.0403		122.9407	122.9407	4.9200e-003		123.0440

Total	**0.0477**	**0.1110**	**0.5778**	**2.3500e-003**	**0.1612**	**2.7700e-003**	**0.1639**	**0.0430**	**2.5600e-003**	**0.0456**		**167.0069**	**167.0069**	**5.2300e-003**		**167.1167**

Mitigated Construction On-Site

	ROG	NOx	CO	SO2	Fugitive PM10	Exhaust PM10	PM10 Total	Fugitive PM2.5	Exhaust PM2.5	PM2.5 Total	Bio- CO2	NBio- CO2	Total CO2	CH4	N2O	CO2e
Category	lb/day										lb/day					
Off-Road	1.1771	9.7842	12.8479	0.0215		0.3815	0.3815		0.3652	0.3652	0.0000	1,987.9838	1,987.9838	0.3697		1,995.7475
Total	**1.1771**	**9.7842**	**12.8479**	**0.0215**		**0.3815**	**0.3815**		**0.3652**	**0.3652**	**0.0000**	**1,987.9838**	**1,987.9838**	**0.3697**		**1,995.7475**

Mitigated Construction Off-Site

	ROG	NOx	CO	SO2	Fugitive PM10	Exhaust PM10	PM10 Total	Fugitive PM2.5	Exhaust PM2.5	PM2.5 Total	Bio- CO2	NBio- CO2	Total CO2	CH4	N2O	CO2e
Category	lb/day										lb/day					
Hauling	0.0000	0.0000	0.0000	0.0000	0.0000	0.0000	0.0000	0.0000	0.0000	0.0000		0.0000	0.0000	0.0000		0.0000
Vendor	0.0123	0.0717	0.1474	4.7000e-004	0.0133	1.6600e-003	0.0149	3.7900e-003	1.5300e-003	5.3100e-003		44.0663	44.0663	3.1000e-004		44.0727
Worker	0.0354	0.0393	0.4304	1.8800e-003	0.1479	1.1100e-003	0.1490	0.0392	1.0300e-003	0.0403		122.9407	122.9407	4.9200e-003		123.0440
Total	**0.0477**	**0.1110**	**0.5778**	**2.3500e-003**	**0.1612**	**2.7700e-003**	**0.1639**	**0.0430**	**2.5600e-003**	**0.0456**		**167.0069**	**167.0069**	**5.2300e-003**		**167.1167**

3.4 Building Construction - 2027

Unmitigated Construction On-Site

	ROG	NOx	CO	SO2	Fugitive PM10	Exhaust PM10	PM10 Total	Fugitive PM2.5	Exhaust PM2.5	PM2.5 Total	Bio- CO2	NBio- CO2	Total CO2	CH4	N2O	CO2e
Category	lb/day										lb/day					
Off-Road	1.1771	9.7842	12.8479	0.0215		0.3815	0.3815		0.3652	0.3652		1,987.9838	1,987.9838	0.3697		1,995.7475
Total	**1.1771**	**9.7842**	**12.8479**	**0.0215**		**0.3815**	**0.3815**		**0.3652**	**0.3652**		**1,987.9838**	**1,987.9838**	**0.3697**		**1,995.7475**

Unmitigated Construction Off-Site

	ROG	NOx	CO	SO2	Fugitive PM10	Exhaust PM10	PM10 Total	Fugitive PM2.5	Exhaust PM2.5	PM2.5 Total	Bio- CO2	NBio- CO2	Total CO2	CH4	N2O	CO2e
Category	lb/day										lb/day					
Hauling	0.0000	0.0000	0.0000	0.0000	0.0000	0.0000	0.0000	0.0000	0.0000	0.0000		0.0000	0.0000	0.0000		0.0000
Vendor	0.0121	0.0710	0.1438	4.7000e-004	0.0133	1.6600e-003	0.0149	3.7900e-003	1.5300e-003	5.3200e-003		44.0716	44.0716	3.1000e-004		44.0780
Worker	0.0342	0.0381	0.4178	1.8800e-003	0.1479	1.1200e-003	0.1490	0.0392	1.0400e-003	0.0403		121.8236	121.8236	4.8200e-003		121.9248
Total	**0.0463**	**0.1091**	**0.5616**	**2.3500e-003**	**0.1612**	**2.7800e-003**	**0.1639**	**0.0430**	**2.5700e-003**	**0.0456**		**165.8952**	**165.8952**	**5.1300e-003**		**166.0028**

Mitigated Construction On-Site

	ROG	NOx	CO	SO2	Fugitive PM10	Exhaust PM10	PM10 Total	Fugitive PM2.5	Exhaust PM2.5	PM2.5 Total	Bio- CO2	NBio- CO2	Total CO2	CH4	N2O	CO2e
Category	lb/day										lb/day					

Off-Road	1.1771	9.7842	12.8479	0.0215		0.3815	0.3815		0.3652	0.3652	0.0000	1,987.9838	1,987.9838	0.3697		1,995.7475
Total	**1.1771**	**9.7842**	**12.8479**	**0.0215**		**0.3815**	**0.3815**		**0.3652**	**0.3652**	**0.0000**	**1,987.9838**	**1,987.9838**	**0.3697**		**1,995.7475**

Mitigated Construction Off-Site

	ROG	NOx	CO	SO2	Fugitive PM10	Exhaust PM10	PM10 Total	Fugitive PM2.5	Exhaust PM2.5	PM2.5 Total	Bio- CO2	NBio- CO2	Total CO2	CH4	N2O	CO2e
Category	lb/day										lb/day					
Hauling	0.0000	0.0000	0.0000	0.0000	0.0000	0.0000	0.0000	0.0000	0.0000	0.0000		0.0000	0.0000	0.0000		0.0000
Vendor	0.0121	0.0710	0.1438	4.7000e-004	0.0133	1.6600e-003	0.0149	3.7900e-003	1.5300e-003	5.3200e-003		44.0716	44.0716	3.1000e-004		44.0780
Worker	0.0342	0.0381	0.4178	1.8800e-003	0.1479	1.1200e-003	0.1490	0.0392	1.0400e-003	0.0403		121.8236	121.8236	4.8200e-003		121.9248
Total	**0.0463**	**0.1091**	**0.5616**	**2.3500e-003**	**0.1612**	**2.7800e-003**	**0.1639**	**0.0430**	**2.5700e-003**	**0.0456**		**165.8952**	**165.8952**	**5.1300e-003**		**166.0028**

3.5 Paving - 2027

Unmitigated Construction On-Site

	ROG	NOx	CO	SO2	Fugitive PM10	Exhaust PM10	PM10 Total	Fugitive PM2.5	Exhaust PM2.5	PM2.5 Total	Bio- CO2	NBio- CO2	Total CO2	CH4	N2O	CO2e
Category	lb/day										lb/day					
Off-Road	0.3117	2.7678	5.2923	8.5300e-003		0.1329	0.1329		0.1223	0.1223		825.8364	825.8364	0.2671		831.4453
Paving	0.0000					0.0000	0.0000		0.0000	0.0000			0.0000			0.0000
Total	**0.3117**	**2.7678**	**5.2923**	**8.5300e-003**		**0.1329**	**0.1329**		**0.1223**	**0.1223**		**825.8364**	**825.8364**	**0.2671**		**831.4453**

Unmitigated Construction Off-Site

	ROG	NOx	CO	SO2	Fugitive PM10	Exhaust PM10	PM10 Total	Fugitive PM2.5	Exhaust PM2.5	PM2.5 Total	Bio- CO2	NBio- CO2	Total CO2	CH4	N2O	CO2e
Category	lb/day										lb/day					
Hauling	0.0000	0.0000	0.0000	0.0000	0.0000	0.0000	0.0000	0.0000	0.0000	0.0000		0.0000	0.0000	0.0000		0.0000
Vendor	0.0000	0.0000	0.0000	0.0000	0.0000	0.0000	0.0000	0.0000	0.0000	0.0000		0.0000	0.0000	0.0000		0.0000
Worker	9.5100e-003	0.0106	0.1161	5.2000e-004	0.0411	3.1000e-004	0.0414	0.0109	2.9000e-004	0.0112		33.8399	33.8399	1.3400e-003		33.8680
Total	**9.5100e-003**	**0.0106**	**0.1161**	**5.2000e-004**	**0.0411**	**3.1000e-004**	**0.0414**	**0.0109**	**2.9000e-004**	**0.0112**		**33.8399**	**33.8399**	**1.3400e-003**		**33.8680**

Mitigated Construction On-Site

	ROG	NOx	CO	SO2	Fugitive PM10	Exhaust PM10	PM10 Total	Fugitive PM2.5	Exhaust PM2.5	PM2.5 Total	Bio- CO2	NBio- CO2	Total CO2	CH4	N2O	CO2e
Category	lb/day										lb/day					
Off-Road	0.3117	2.7678	5.2923	8.5300e-003		0.1329	0.1329		0.1223	0.1223	0.0000	825.8364	825.8364	0.2671		831.4453
Paving	0.0000					0.0000	0.0000		0.0000	0.0000			0.0000			0.0000
Total	**0.3117**	**2.7678**	**5.2923**	**8.5300e-003**		**0.1329**	**0.1329**		**0.1223**	**0.1223**	**0.0000**	**825.8364**	**825.8364**	**0.2671**		**831.4453**

Mitigated Construction Off-Site

	ROG	NOx	CO	SO2	Fugitive PM10	Exhaust PM10	PM10 Total	Fugitive PM2.5	Exhaust PM2.5	PM2.5 Total	Bio- CO2	NBio- CO2	Total CO2	CH4	N2O	CO2e

Category	lb/day										lb/day					
Hauling	0.0000	0.0000	0.0000	0.0000	0.0000	0.0000	0.0000	0.0000	0.0000	0.0000		0.0000	0.0000	0.0000		0.0000
Vendor	0.0000	0.0000	0.0000	0.0000	0.0000	0.0000	0.0000	0.0000	0.0000	0.0000		0.0000	0.0000	0.0000		0.0000
Worker	9.5100e-003	0.0106	0.1161	5.2000e-004	0.0411	3.1000e-004	0.0414	0.0109	2.9000e-004	0.0112		33.8399	33.8399	1.3400e-003		33.8680
Total	**9.5100e-003**	**0.0106**	**0.1161**	**5.2000e-004**	**0.0411**	**3.1000e-004**	**0.0414**	**0.0109**	**2.9000e-004**	**0.0112**		**33.8399**	**33.8399**	**1.3400e-003**		**33.8680**

4.0 Operational Detail - Mobile

4.1 Mitigation Measures Mobile

	ROG	NOx	CO	SO2	Fugitive PM10	Exhaust PM10	PM10 Total	Fugitive PM2.5	Exhaust PM2.5	PM2.5 Total	Bio- CO2	NBio- CO2	Total CO2	CH4	N2O	CO2e
Category	lb/day										lb/day					
Mitigated	0.0000	0.0000	0.0000	0.0000	0.0000	0.0000	0.0000	0.0000	0.0000	0.0000		0.0000	0.0000	0.0000		0.0000
Unmitigated	0.0000	0.0000	0.0000	0.0000	0.0000	0.0000	0.0000	0.0000	0.0000	0.0000		0.0000	0.0000	0.0000		0.0000

4.2 Trip Summary Information

	Average Daily Trip Rate			Unmitigated	Mitigated
Land Use	Weekday	Saturday	Sunday	Annual VMT	Annual VMT
User Defined Industrial	0.00	0.00	0.00		
Total	0.00	0.00	0.00		

4.3 Trip Type Information

	Miles			Trip %			Trip Purpose %		
Land Use	H-W or C-W	H-S or C-C	H-O or C-NW	H-W or C-W	H-S or C-C	H-O or C-NW	Primary	Diverted	Pass-by

User Defined Industrial	9.50	7.30	7.30	0.00	0.00	0.00	0	0	0

LDA	LDT1	LDT2	MDV	LHD1	LHD2	MHD	HHD	OBUS	UBUS	MCY	SBUS	MH
0.511923	0.073395	0.191568	0.130918	0.036235	0.005199	0.012665	0.023708	0.001889	0.002027	0.006511	0.000534	0.003431

5.0 Energy Detail

4.4 Fleet Mix

Historical Energy Use: N

5.1 Mitigation Measures Energy

	ROG	NOx	CO	SO2	Fugitive PM10	Exhaust PM10	PM10 Total	Fugitive PM2.5	Exhaust PM2.5	PM2.5 Total	Bio- CO2	NBio- CO2	Total CO2	CH4	N2O	CO2e
Category	lb/day										lb/day					
NaturalGas Mitigated	0.0000	0.0000	0.0000	0.0000		0.0000	0.0000		0.0000	0.0000		0.0000	0.0000	0.0000	0.0000	0.0000
NaturalGas Unmitigated	0.0000	0.0000	0.0000	0.0000		0.0000	0.0000		0.0000	0.0000		0.0000	0.0000	0.0000	0.0000	0.0000

5.2 Energy by Land Use - NaturalGas

Unmitigated

	NaturalGas Use	ROG	NOx	CO	SO2	Fugitive PM10	Exhaust PM10	PM10 Total	Fugitive PM2.5	Exhaust PM2.5	PM2.5 Total	Bio- CO2	NBio- CO2	Total CO2	CH4	N2O	CO2e
Land Use	kBTU/yr	lb/day										lb/day					
User Defined Industrial	0	0.0000	0.0000	0.0000	0.0000		0.0000	0.0000		0.0000	0.0000		0.0000	0.0000	0.0000	0.0000	0.0000

Total		**0.0000**	**0.0000**	**0.0000**	**0.0000**		**0.0000**	**0.0000**		**0.0000**	**0.0000**		**0.0000**	**0.0000**	**0.0000**	**0.0000**	**0.0000**

Mitigated

	NaturalGas Use	ROG	NOx	CO	SO2	Fugitive PM10	Exhaust PM10	PM10 Total	Fugitive PM2.5	Exhaust PM2.5	PM2.5 Total	Bio- CO2	NBio- CO2	Total CO2	CH4	N2O	CO2e
Land Use	kBTU/yr	lb/day										lb/day					
User Defined Industrial	0	0.0000	0.0000	0.0000	0.0000		0.0000	0.0000		0.0000	0.0000		0.0000	0.0000	0.0000	0.0000	0.0000
Total		**0.0000**	**0.0000**	**0.0000**	**0.0000**		**0.0000**	**0.0000**		**0.0000**	**0.0000**		**0.0000**	**0.0000**	**0.0000**	**0.0000**	**0.0000**

6.0 Area Detail

6.1 Mitigation Measures Area

	ROG	NOx	CO	SO2	Fugitive PM10	Exhaust PM10	PM10 Total	Fugitive PM2.5	Exhaust PM2.5	PM2.5 Total	Bio- CO2	NBio- CO2	Total CO2	CH4	N2O	CO2e
Category	lb/day										lb/day					
Mitigated	1.0000e-005	0.0000	1.0000e-004	0.0000		0.0000	0.0000		0.0000	0.0000		2.2000e-004	2.2000e-004	0.0000		2.3000e-004
Unmitigated	1.0000e-005	0.0000	1.0000e-004	0.0000		0.0000	0.0000		0.0000	0.0000		2.2000e-004	2.2000e-004	0.0000		2.3000e-004

6.2 Area by SubCategory

Unmitigated

	ROG	NOx	CO	SO2	Fugitive PM10	Exhaust PM10	PM10 Total	Fugitive PM2.5	Exhaust PM2.5	PM2.5 Total	Bio- CO2	NBio- CO2	Total CO2	CH4	N2O	CO2e
SubCategory	lb/day										lb/day					
Consumer Products	0.0000					0.0000	0.0000		0.0000	0.0000			0.0000			0.0000
Landscaping	1.0000e-005	0.0000	1.0000e-004	0.0000		0.0000	0.0000		0.0000	0.0000		2.2000e-004	2.2000e-004	0.0000		2.3000e-004
Architectural Coating	0.0000					0.0000	0.0000		0.0000	0.0000			0.0000			0.0000
Total	**1.0000e-005**	**0.0000**	**1.0000e-004**	**0.0000**		**0.0000**	**0.0000**		**0.0000**	**0.0000**		**2.2000e-004**	**2.2000e-004**	**0.0000**		**2.3000e-004**

Mitigated

	ROG	NOx	CO	SO2	Fugitive PM10	Exhaust PM10	PM10 Total	Fugitive PM2.5	Exhaust PM2.5	PM2.5 Total	Bio- CO2	NBio- CO2	Total CO2	CH4	N2O	CO2e
SubCategory	lb/day										lb/day					
Consumer Products	0.0000					0.0000	0.0000		0.0000	0.0000			0.0000			0.0000
Landscaping	1.0000e-005	0.0000	1.0000e-004	0.0000		0.0000	0.0000		0.0000	0.0000		2.2000e-004	2.2000e-004	0.0000		2.3000e-004
Architectural Coating	0.0000					0.0000	0.0000		0.0000	0.0000			0.0000			0.0000
Total	**1.0000e-005**	**0.0000**	**1.0000e-004**	**0.0000**		**0.0000**	**0.0000**		**0.0000**	**0.0000**		**2.2000e-004**	**2.2000e-004**	**0.0000**		**2.3000e-004**

7.0 Water Detail

7.1 Mitigation Measures Water

8.0 Waste Detail

8.1 Mitigation Measures Waste

9.0 Operational Offroad

Equipment Type	Number	Hours/Day	Days/Year	Horse Power	Load Factor	Fuel Type

10.0 Vegetation

MBC Improvements Const

San Diego Air Basin, Summer

1.0 Project Characteristics

1.1 Land Usage

Land Uses	Size	Metric	Lot Acreage	Floor Surface Area	Population
User Defined Industrial	1.00	User Defined Unit	0.00	0.00	0

1.2 Other Project Characteristics

Urbanization	Urban	**Wind Speed (m/s)**	2.6	**Precipitation Freq (Days)**	40
Climate Zone	13			**Operational Year**	2025
Utility Company	San Diego Gas & Electric				
CO2 Intensity (lb/MWhr)	720.49	**CH4 Intensity (lb/MWhr)**	0.029	**N2O Intensity (lb/MWhr)**	0.006

1.3 User Entered Comments & Non-Default Data

Project Characteristics -

Land Use -

Construction Phase - Modified

Off-road Equipment - Modified

Off-road Equipment - Modified

Off-road Equipment - Modified

Trips and VMT - Modified

Grading -

Table Name	Column Name	Default Value	New Value
tblConstructionPhase	NumDays	0.00	286.00
tblConstructionPhase	NumDays	0.00	20.00

tblConstructionPhase	NumDays	0.00	20.00
tblGrading	MaterialExported	0.00	160.00
tblOffRoadEquipment	OffRoadEquipmentUnitAmount	4.00	0.00
tblOffRoadEquipment	OffRoadEquipmentUnitAmount	2.00	1.00
tblOffRoadEquipment	OffRoadEquipmentUnitAmount	1.00	0.00
tblOffRoadEquipment	OffRoadEquipmentUnitAmount	1.00	0.00
tblOffRoadEquipment	OffRoadEquipmentUnitAmount	1.00	0.00
tblProjectCharacteristics	OperationalYear	2014	2025
tblTripsAndVMT	HaulingTripNumber	20.00	200.00
tblTripsAndVMT	VendorTripNumber	0.00	4.00
tblTripsAndVMT	VendorTripNumber	0.00	2.00
tblTripsAndVMT	WorkerTripNumber	0.00	18.00

2.0 Emissions Summary

2.1 Overall Construction (Maximum Daily Emission)

Unmitigated Construction

	ROG	NOx	CO	SO2	Fugitive PM10	Exhaust PM10	PM10 Total	Fugitive PM2.5	Exhaust PM2.5	PM2.5 Total	Bio- CO2	NBio- CO2	Total CO2	CH4	N2O	CO2e
Year	lb/day										lb/day					
2026	1.2361	10.0243	13.6997	0.0243	6.2651	0.3869	6.6241	3.3766	0.3701	3.7069	0.0000	2,193.4970	2,193.4970	0.3874	0.0000	2,201.6320
2027	1.2347	10.0224	13.6835	0.0243	0.1611	0.3869	0.5480	0.0430	0.3701	0.4131	0.0000	2,192.3853	2,192.3853	0.3873	0.0000	2,200.5181
Total	**2.4708**	**20.0467**	**27.3831**	**0.0485**	**6.4263**	**0.7737**	**7.1722**	**3.4196**	**0.7402**	**4.1200**	**0.0000**	**4,385.8822**	**4,385.8822**	**0.7747**	**0.0000**	**4,402.1501**

Mitigated Construction

	ROG	NOx	CO	SO2	Fugitive PM10	Exhaust PM10	PM10 Total	Fugitive PM2.5	Exhaust PM2.5	PM2.5 Total	Bio- CO2	NBio- CO2	Total CO2	CH4	N2O	CO2e
Year	lb/day										lb/day					
2026	1.2361	10.0243	13.6997	0.0243	6.2651	0.3869	6.6241	3.3766	0.3701	3.7069	0.0000	2,193.4970	2,193.4970	0.3874	0.0000	2,201.6320
2027	1.2347	10.0224	13.6835	0.0243	0.1611	0.3869	0.5480	0.0430	0.3701	0.4131	0.0000	2,192.3853	2,192.3853	0.3873	0.0000	2,200.5181
Total	**2.4708**	**20.0467**	**27.3831**	**0.0485**	**6.4263**	**0.7737**	**7.1722**	**3.4196**	**0.7402**	**4.1200**	**0.0000**	**4,385.8822**	**4,385.8822**	**0.7747**	**0.0000**	**4,402.1501**

	ROG	**NOx**	**CO**	**SO2**	**Fugitive PM10**	**Exhaust PM10**	**PM10 Total**	**Fugitive PM2.5**	**Exhaust PM2.5**	**PM2.5 Total**	**Bio- CO2**	**NBio-CO2**	**Total CO2**	**CH4**	**N20**	**CO2e**
Percent Reduction	**0.00**	**0.00**	**0.00**	**0.00**	**0.00**	**0.00**	**0.00**	**0.00**	**0.00**	**0.00**	**0.00**	**0.00**	**0.00**	**0.00**	**0.00**	**0.00**

2.2 Overall Operational

Unmitigated Operational

	ROG	NOx	CO	SO2	Fugitive PM10	Exhaust PM10	PM10 Total	Fugitive PM2.5	Exhaust PM2.5	PM2.5 Total	Bio- CO2	NBio- CO2	Total CO2	CH4	N2O	CO2e
Category	lb/day										lb/day					
Area	1.0000e-005	0.0000	1.0000e-004	0.0000		0.0000	0.0000		0.0000	0.0000		2.2000e-004	2.2000e-004	0.0000		2.3000e-004
Energy	0.0000	0.0000	0.0000	0.0000		0.0000	0.0000		0.0000	0.0000		0.0000	0.0000	0.0000	0.0000	0.0000
Mobile	0.0000	0.0000	0.0000	0.0000	0.0000	0.0000	0.0000	0.0000	0.0000	0.0000		0.0000	0.0000	0.0000		0.0000
Total	**1.0000e-005**	**0.0000**	**1.0000e-004**	**0.0000**	**0.0000**	**0.0000**	**0.0000**	**0.0000**	**0.0000**	**0.0000**		**2.2000e-004**	**2.2000e-004**	**0.0000**	**0.0000**	**2.3000e-004**

Mitigated Operational

	ROG	NOx	CO	SO2	Fugitive PM10	Exhaust PM10	PM10 Total	Fugitive PM2.5	Exhaust PM2.5	PM2.5 Total	Bio- CO2	NBio- CO2	Total CO2	CH4	N2O	CO2e

Category	lb/day										lb/day					
Area	1.0000e-005	0.0000	1.0000e-004	0.0000		0.0000	0.0000		0.0000	0.0000		2.2000e-004	2.2000e-004	0.0000		2.3000e-004
Energy	0.0000	0.0000	0.0000	0.0000		0.0000	0.0000		0.0000	0.0000		0.0000	0.0000	0.0000	0.0000	0.0000
Mobile	0.0000	0.0000	0.0000	0.0000	0.0000	0.0000	0.0000	0.0000	0.0000	0.0000		0.0000	0.0000	0.0000		0.0000
Total	**1.0000e-005**	**0.0000**	**1.0000e-004**	**0.0000**	**0.0000**	**0.0000**	**0.0000**	**0.0000**	**0.0000**	**0.0000**		**2.2000e-004**	**2.2000e-004**	**0.0000**	**0.0000**	**2.3000e-004**

	ROG	NOx	CO	SO2	Fugitive PM10	Exhaust PM10	PM10 Total	Fugitive PM2.5	Exhaust PM2.5	PM2.5 Total	Bio- CO2	NBio-CO2	Total CO2	CH4	N20	CO2e
Percent Reduction	**0.00**	**0.00**	**0.00**	**0.00**	**0.00**	**0.00**	**0.00**	**0.00**	**0.00**	**0.00**	**0.00**	**0.00**	**0.00**	**0.00**	**0.00**	**0.00**

3.0 Construction Detail

Construction Phase

Phase Number	Phase Name	Phase Type	Start Date	End Date	Num Days Week	Num Days	Phase Description
1	Site Preparation	Site Preparation	5/15/2026	6/11/2026	5	20	
2	Building Construction	Building Construction	6/12/2026	7/16/2027	5	286	
3	Paving	Paving	7/17/2027	8/13/2027	5	20	

Acres of Grading (Site Preparation Phase): 0

Acres of Grading (Grading Phase): 0

Acres of Paving: 0

Residential Indoor: 0; Residential Outdoor: 0; Non-Residential Indoor: 0; Non-Residential Outdoor: 0 (Architectural Coating – sqft)

OffRoad Equipment

Phase Name	Offroad Equipment Type	Amount	Usage Hours	Horse Power	Load Factor
Site Preparation	Graders	0	8.00	174	0.41
Site Preparation	Rubber Tired Dozers	1	8.00	255	0.40
Site Preparation	Tractors/Loaders/Backhoes	1	8.00	97	0.37

Building Construction	Cranes	1	4.00	226	0.29
Building Construction	Forklifts	1	6.00	89	0.20
Building Construction	Generator Sets	1	8.00	84	0.74
Building Construction	Tractors/Loaders/Backhoes	2	8.00	97	0.37
Building Construction	Welders	2	8.00	46	0.45
Paving	Cement and Mortar Mixers	0	6.00	9	0.56
Paving	Pavers	1	7.00	125	0.42
Paving	Paving Equipment	1	8.00	130	0.36
Paving	Rollers	0	7.00	80	0.38
Paving	Tractors/Loaders/Backhoes	0	7.00	97	0.37

Trips and VMT

Phase Name	Offroad Equipment Count	Worker Trip Number	Vendor Trip Number	Hauling Trip Number	Worker Trip Length	Vendor Trip Length	Hauling Trip Length	Worker Vehicle Class	Vendor Vehicle Class	Hauling Vehicle Class
Site Preparation	2	5.00	4.00	200.00	10.80	7.30	20.00	LD_Mix	HDT_Mix	HHDT
Building Construction	7	18.00	2.00	0.00	10.80	7.30	20.00	LD_Mix	HDT_Mix	HHDT
Paving	2	5.00	0.00	0.00	10.80	7.30	20.00	LD_Mix	HDT_Mix	HHDT

3.1 Mitigation Measures Construction

3.2 Site Preparation - 2026

Unmitigated Construction On-Site

	ROG	NOx	CO	SO2	Fugitive PM10	Exhaust PM10	PM10 Total	Fugitive PM2.5	Exhaust PM2.5	PM2.5 Total	Bio- CO2	NBio- CO2	Total CO2	CH4	N2O	CO2e
Category	lb/day										lb/day					
Fugitive Dust					6.0232	0.0000	6.0232	3.3104	0.0000	3.3104			0.0000			0.0000
Off-Road	0.7921	7.3969	7.5527	0.0120		0.3251	0.3251		0.2991	0.2991		1,163.9281	1,163.9281	0.3764		1,171.8333

Total	**0.7921**	**7.3969**	**7.5527**	**0.0120**	**6.0232**	**0.3251**	**6.3483**	**3.3104**	**0.2991**	**3.6095**		**1,163.9281**	**1,163.9281**	**0.3764**		**1,171.8333**

Unmitigated Construction Off-Site

	ROG	NOx	CO	SO2	Fugitive PM10	Exhaust PM10	PM10 Total	Fugitive PM2.5	Exhaust PM2.5	PM2.5 Total	Bio- CO2	NBio- CO2	Total CO2	CH4	N2O	CO2e
Category	lb/day										lb/day					
Hauling	0.1394	1.0172	1.5271	7.3900e-003	0.1743	0.0303	0.2046	0.0477	0.0279	0.0756		695.3173	695.3173	4.8200e-003		695.4186
Vendor	0.0247	0.1433	0.2947	9.4000e-004	0.0266	3.3200e-003	0.0299	7.5700e-003	3.0500e-003	0.0106		88.1325	88.1325	6.1000e-004		88.1454
Worker	9.8200e-003	0.0109	0.1196	5.2000e-004	0.0411	3.1000e-004	0.0414	0.0109	2.9000e-004	0.0112		34.1502	34.1502	1.3700e-003		34.1789
Total	**0.1739**	**1.1714**	**1.9414**	**8.8500e-003**	**0.2419**	**0.0339**	**0.2759**	**0.0662**	**0.0312**	**0.0974**		**817.6000**	**817.6000**	**6.8000e-003**		**817.7429**

Mitigated Construction On-Site

	ROG	NOx	CO	SO2	Fugitive PM10	Exhaust PM10	PM10 Total	Fugitive PM2.5	Exhaust PM2.5	PM2.5 Total	Bio- CO2	NBio- CO2	Total CO2	CH4	N2O	CO2e
Category	lb/day										lb/day					
Fugitive Dust					6.0232	0.0000	6.0232	3.3104	0.0000	3.3104			0.0000			0.0000
Off-Road	0.7921	7.3969	7.5527	0.0120		0.3251	0.3251		0.2991	0.2991	0.0000	1,163.9281	1,163.9281	0.3764		1,171.8333
Total	**0.7921**	**7.3969**	**7.5527**	**0.0120**	**6.0232**	**0.3251**	**6.3483**	**3.3104**	**0.2991**	**3.6095**	**0.0000**	**1,163.9281**	**1,163.9281**	**0.3764**		**1,171.8333**

Mitigated Construction Off-Site

	ROG	NOx	CO	SO2	Fugitive PM10	Exhaust PM10	PM10 Total	Fugitive PM2.5	Exhaust PM2.5	PM2.5 Total	Bio- CO2	NBio- CO2	Total CO2	CH4	N2O	CO2e
Category	lb/day										lb/day					
Hauling	0.1394	1.0172	1.5271	7.3900e-003	0.1743	0.0303	0.2046	0.0477	0.0279	0.0756		695.3173	695.3173	4.8200e-003		695.4186
Vendor	0.0247	0.1433	0.2947	9.4000e-004	0.0266	3.3200e-003	0.0299	7.5700e-003	3.0500e-003	0.0106		88.1325	88.1325	6.1000e-004		88.1454
Worker	9.8200e-003	0.0109	0.1196	5.2000e-004	0.0411	3.1000e-004	0.0414	0.0109	2.9000e-004	0.0112		34.1502	34.1502	1.3700e-003		34.1789
Total	**0.1739**	**1.1714**	**1.9414**	**8.8500e-003**	**0.2419**	**0.0339**	**0.2759**	**0.0662**	**0.0312**	**0.0974**		**817.6000**	**817.6000**	**6.8000e-003**		**817.7429**

3.3 Building Construction - 2026

Unmitigated Construction On-Site

	ROG	NOx	CO	SO2	Fugitive PM10	Exhaust PM10	PM10 Total	Fugitive PM2.5	Exhaust PM2.5	PM2.5 Total	Bio- CO2	NBio- CO2	Total CO2	CH4	N2O	CO2e
Category	lb/day										lb/day					
Off-Road	1.1884	9.9133	13.1219	0.0219		0.3841	0.3841		0.3675	0.3675		2,026.4901	2,026.4901	0.3822		2,034.5153
Total	**1.1884**	**9.9133**	**13.1219**	**0.0219**		**0.3841**	**0.3841**		**0.3675**	**0.3675**		**2,026.4901**	**2,026.4901**	**0.3822**		**2,034.5153**

Unmitigated Construction Off-Site

	ROG	NOx	CO	SO2	Fugitive PM10	Exhaust PM10	PM10 Total	Fugitive PM2.5	Exhaust PM2.5	PM2.5 Total	Bio- CO2	NBio- CO2	Total CO2	CH4	N2O	CO2e
Category	lb/day										lb/day					

Hauling	0.0000	0.0000	0.0000	0.0000	0.0000	0.0000	0.0000	0.0000	0.0000	0.0000		0.0000	0.0000	0.0000		0.0000
Vendor	0.0123	0.0717	0.1474	4.7000e-004	0.0133	1.6600e-003	0.0149	3.7900e-003	1.5300e-003	5.3100e-003		44.0663	44.0663	3.1000e-004		44.0727
Worker	0.0354	0.0393	0.4304	1.8800e-003	0.1479	1.1100e-003	0.1490	0.0392	1.0300e-003	0.0403		122.9407	122.9407	4.9200e-003		123.0440
Total	**0.0477**	**0.1110**	**0.5778**	**2.3500e-003**	**0.1612**	**2.7700e-003**	**0.1639**	**0.0430**	**2.5600e-003**	**0.0456**		**167.0069**	**167.0069**	**5.2300e-003**		**167.1167**

Mitigated Construction On-Site

	ROG	NOx	CO	SO2	Fugitive PM10	Exhaust PM10	PM10 Total	Fugitive PM2.5	Exhaust PM2.5	PM2.5 Total	Bio- CO2	NBio- CO2	Total CO2	CH4	N2O	CO2e
Category	lb/day										lb/day					
Off-Road	1.1884	9.9133	13.1219	0.0219		0.3841	0.3841		0.3675	0.3675	0.0000	2,026.4901	2,026.4901	0.3822		2,034.5153
Total	**1.1884**	**9.9133**	**13.1219**	**0.0219**		**0.3841**	**0.3841**		**0.3675**	**0.3675**	**0.0000**	**2,026.4901**	**2,026.4901**	**0.3822**		**2,034.5153**

Mitigated Construction Off-Site

	ROG	NOx	CO	SO2	Fugitive PM10	Exhaust PM10	PM10 Total	Fugitive PM2.5	Exhaust PM2.5	PM2.5 Total	Bio- CO2	NBio- CO2	Total CO2	CH4	N2O	CO2e
Category	lb/day										lb/day					
Hauling	0.0000	0.0000	0.0000	0.0000	0.0000	0.0000	0.0000	0.0000	0.0000	0.0000		0.0000	0.0000	0.0000		0.0000
Vendor	0.0123	0.0717	0.1474	4.7000e-004	0.0133	1.6600e-003	0.0149	3.7900e-003	1.5300e-003	5.3100e-003		44.0663	44.0663	3.1000e-004		44.0727
Worker	0.0354	0.0393	0.4304	1.8800e-003	0.1479	1.1100e-003	0.1490	0.0392	1.0300e-003	0.0403		122.9407	122.9407	4.9200e-003		123.0440
Total	**0.0477**	**0.1110**	**0.5778**	**2.3500e-003**	**0.1612**	**2.7700e-003**	**0.1639**	**0.0430**	**2.5600e-003**	**0.0456**		**167.0069**	**167.0069**	**5.2300e-003**		**167.1167**

3.3 Building Construction - 2027

Unmitigated Construction On-Site

	ROG	NOx	CO	SO2	Fugitive PM10	Exhaust PM10	PM10 Total	Fugitive PM2.5	Exhaust PM2.5	PM2.5 Total	Bio- CO2	NBio- CO2	Total CO2	CH4	N2O	CO2e
Category	lb/day										lb/day					
Off-Road	1.1884	9.9133	13.1219	0.0219		0.3841	0.3841		0.3675	0.3675		2,026.4901	2,026.4901	0.3822		2,034.5153
Total	**1.1884**	**9.9133**	**13.1219**	**0.0219**		**0.3841**	**0.3841**		**0.3675**	**0.3675**		**2,026.4901**	**2,026.4901**	**0.3822**		**2,034.5153**

Unmitigated Construction Off-Site

	ROG	NOx	CO	SO2	Fugitive PM10	Exhaust PM10	PM10 Total	Fugitive PM2.5	Exhaust PM2.5	PM2.5 Total	Bio- CO2	NBio- CO2	Total CO2	CH4	N2O	CO2e
Category	lb/day										lb/day					
Hauling	0.0000	0.0000	0.0000	0.0000	0.0000	0.0000	0.0000	0.0000	0.0000	0.0000		0.0000	0.0000	0.0000		0.0000
Vendor	0.0121	0.0710	0.1438	4.7000e-004	0.0133	1.6600e-003	0.0149	3.7900e-003	1.5300e-003	5.3200e-003		44.0716	44.0716	3.1000e-004		44.0780
Worker	0.0342	0.0381	0.4178	1.8800e-003	0.1479	1.1200e-003	0.1490	0.0392	1.0400e-003	0.0403		121.8236	121.8236	4.8200e-003		121.9248
Total	**0.0463**	**0.1091**	**0.5616**	**2.3500e-003**	**0.1612**	**2.7800e-003**	**0.1639**	**0.0430**	**2.5700e-003**	**0.0456**		**165.8952**	**165.8952**	**5.1300e-003**		**166.0028**

Mitigated Construction On-Site

	ROG	NOx	CO	SO2	Fugitive PM10	Exhaust PM10	PM10 Total	Fugitive PM2.5	Exhaust PM2.5	PM2.5 Total	Bio- CO2	NBio- CO2	Total CO2	CH4	N2O	CO2e
Category	lb/day										lb/day					
Off-Road	1.1884	9.9133	13.1219	0.0219		0.3841	0.3841		0.3675	0.3675	0.0000	2,026.4901	2,026.4901	0.3822		2,034.5153
Total	**1.1884**	**9.9133**	**13.1219**	**0.0219**		**0.3841**	**0.3841**		**0.3675**	**0.3675**	**0.0000**	**2,026.4901**	**2,026.4901**	**0.3822**		**2,034.5153**

Mitigated Construction Off-Site

	ROG	NOx	CO	SO2	Fugitive PM10	Exhaust PM10	PM10 Total	Fugitive PM2.5	Exhaust PM2.5	PM2.5 Total	Bio- CO2	NBio- CO2	Total CO2	CH4	N2O	CO2e
Category	lb/day										lb/day					
Hauling	0.0000	0.0000	0.0000	0.0000	0.0000	0.0000	0.0000	0.0000	0.0000	0.0000		0.0000	0.0000	0.0000		0.0000
Vendor	0.0121	0.0710	0.1438	4.7000e-004	0.0133	1.6600e-003	0.0149	3.7900e-003	1.5300e-003	5.3200e-003		44.0716	44.0716	3.1000e-004		44.0780
Worker	0.0342	0.0381	0.4178	1.8800e-003	0.1479	1.1200e-003	0.1490	0.0392	1.0400e-003	0.0403		121.8236	121.8236	4.8200e-003		121.9248
Total	**0.0463**	**0.1091**	**0.5616**	**2.3500e-003**	**0.1612**	**2.7800e-003**	**0.1639**	**0.0430**	**2.5700e-003**	**0.0456**		**165.8952**	**165.8952**	**5.1300e-003**		**166.0028**

3.4 Paving - 2027

Unmitigated Construction On-Site

	ROG	NOx	CO	SO2	Fugitive PM10	Exhaust PM10	PM10 Total	Fugitive PM2.5	Exhaust PM2.5	PM2.5 Total	Bio- CO2	NBio- CO2	Total CO2	CH4	N2O	CO2e
Category	lb/day										lb/day					
Off-Road	0.2908	2.5775	4.9443	7.9700e-003		0.1240	0.1240		0.1141	0.1141		771.1497	771.1497	0.2494		776.3872

Paving	0.0000					0.0000	0.0000		0.0000	0.0000			0.0000			0.0000
Total	**0.2908**	**2.5775**	**4.9443**	**7.9700e-003**		**0.1240**	**0.1240**		**0.1141**	**0.1141**		**771.1497**	**771.1497**	**0.2494**		**776.3872**

Unmitigated Construction Off-Site

	ROG	NOx	CO	SO2	Fugitive PM10	Exhaust PM10	PM10 Total	Fugitive PM2.5	Exhaust PM2.5	PM2.5 Total	Bio- CO2	NBio- CO2	Total CO2	CH4	N2O	CO2e
Category	lb/day										lb/day					
Hauling	0.0000	0.0000	0.0000	0.0000	0.0000	0.0000	0.0000	0.0000	0.0000	0.0000		0.0000	0.0000	0.0000		0.0000
Vendor	0.0000	0.0000	0.0000	0.0000	0.0000	0.0000	0.0000	0.0000	0.0000	0.0000		0.0000	0.0000	0.0000		0.0000
Worker	9.5100e-003	0.0106	0.1161	5.2000e-004	0.0411	3.1000e-004	0.0414	0.0109	2.9000e-004	0.0112		33.8399	33.8399	1.3400e-003		33.8680
Total	**9.5100e-003**	**0.0106**	**0.1161**	**5.2000e-004**	**0.0411**	**3.1000e-004**	**0.0414**	**0.0109**	**2.9000e-004**	**0.0112**		**33.8399**	**33.8399**	**1.3400e-003**		**33.8680**

Mitigated Construction On-Site

	ROG	NOx	CO	SO2	Fugitive PM10	Exhaust PM10	PM10 Total	Fugitive PM2.5	Exhaust PM2.5	PM2.5 Total	Bio- CO2	NBio- CO2	Total CO2	CH4	N2O	CO2e
Category	lb/day										lb/day					
Off-Road	0.2908	2.5775	4.9443	7.9700e-003		0.1240	0.1240		0.1141	0.1141	0.0000	771.1497	771.1497	0.2494		776.3872
Paving	0.0000					0.0000	0.0000		0.0000	0.0000			0.0000			0.0000
Total	**0.2908**	**2.5775**	**4.9443**	**7.9700e-003**		**0.1240**	**0.1240**		**0.1141**	**0.1141**	**0.0000**	**771.1497**	**771.1497**	**0.2494**		**776.3872**

Mitigated Construction Off-Site

	ROG	NOx	CO	SO2	Fugitive PM10	Exhaust PM10	PM10 Total	Fugitive PM2.5	Exhaust PM2.5	PM2.5 Total	Bio- CO2	NBio- CO2	Total CO2	CH4	N2O	CO2e
Category	lb/day										lb/day					
Hauling	0.0000	0.0000	0.0000	0.0000	0.0000	0.0000	0.0000	0.0000	0.0000	0.0000		0.0000	0.0000	0.0000		0.0000
Vendor	0.0000	0.0000	0.0000	0.0000	0.0000	0.0000	0.0000	0.0000	0.0000	0.0000		0.0000	0.0000	0.0000		0.0000
Worker	9.5100e-003	0.0106	0.1161	5.2000e-004	0.0411	3.1000e-004	0.0414	0.0109	2.9000e-004	0.0112		33.8399	33.8399	1.3400e-003		33.8680
Total	**9.5100e-003**	**0.0106**	**0.1161**	**5.2000e-004**	**0.0411**	**3.1000e-004**	**0.0414**	**0.0109**	**2.9000e-004**	**0.0112**		**33.8399**	**33.8399**	**1.3400e-003**		**33.8680**

4.0 Operational Detail - Mobile

4.1 Mitigation Measures Mobile

	ROG	NOx	CO	SO2	Fugitive PM10	Exhaust PM10	PM10 Total	Fugitive PM2.5	Exhaust PM2.5	PM2.5 Total	Bio- CO2	NBio- CO2	Total CO2	CH4	N2O	CO2e
Category	lb/day										lb/day					
Mitigated	0.0000	0.0000	0.0000	0.0000	0.0000	0.0000	0.0000	0.0000	0.0000	0.0000		0.0000	0.0000	0.0000		0.0000
Unmitigated	0.0000	0.0000	0.0000	0.0000	0.0000	0.0000	0.0000	0.0000	0.0000	0.0000		0.0000	0.0000	0.0000		0.0000

4.2 Trip Summary Information

	Average Daily Trip Rate			Unmitigated	Mitigated
Land Use	Weekday	Saturday	Sunday	Annual VMT	Annual VMT
User Defined Industrial	0.00	0.00	0.00		
Total	0.00	0.00	0.00		

4.3 Trip Type Information

	Miles			Trip %			Trip Purpose %		
Land Use	H-W or C-W	H-S or C-C	H-O or C-NW	H-W or C-W	H-S or C-C	H-O or C-NW	Primary	Diverted	Pass-by
User Defined Industrial	9.50	7.30	7.30	0.00	0.00	0.00	0	0	0

LDA	LDT1	LDT2	MDV	LHD1	LHD2	MHD	HHD	OBUS	UBUS	MCY	SBUS	MH
0.511923	0.073395	0.191568	0.130918	0.036235	0.005199	0.012665	0.023708	0.001889	0.002027	0.006511	0.000534	0.003431

5.0 Energy Detail

4.4 Fleet Mix

Historical Energy Use: N

5.1 Mitigation Measures Energy

	ROG	NOx	CO	SO2	Fugitive PM10	Exhaust PM10	PM10 Total	Fugitive PM2.5	Exhaust PM2.5	PM2.5 Total	Bio- CO2	NBio- CO2	Total CO2	CH4	N2O	CO2e
Category	lb/day										lb/day					
NaturalGas Mitigated	0.0000	0.0000	0.0000	0.0000		0.0000	0.0000		0.0000	0.0000		0.0000	0.0000	0.0000	0.0000	0.0000
NaturalGas Unmitigated	0.0000	0.0000	0.0000	0.0000		0.0000	0.0000		0.0000	0.0000		0.0000	0.0000	0.0000	0.0000	0.0000

5.2 Energy by Land Use - NaturalGas

Unmitigated

	NaturalGas Use	ROG	NOx	CO	SO2	Fugitive PM10	Exhaust PM10	PM10 Total	Fugitive PM2.5	Exhaust PM2.5	PM2.5 Total	Bio- CO2	NBio- CO2	Total CO2	CH4	N2O	CO2e

Land Use	kBTU/yr	lb/day										lb/day					
User Defined Industrial	0	0.0000	0.0000	0.0000	0.0000		0.0000	0.0000		0.0000	0.0000		0.0000	0.0000	0.0000	0.0000	0.0000
Total		**0.0000**	**0.0000**	**0.0000**	**0.0000**		**0.0000**	**0.0000**		**0.0000**	**0.0000**		**0.0000**	**0.0000**	**0.0000**	**0.0000**	**0.0000**

Mitigated

	NaturalGas Use	ROG	NOx	CO	SO2	Fugitive PM10	Exhaust PM10	PM10 Total	Fugitive PM2.5	Exhaust PM2.5	PM2.5 Total	Bio- CO2	NBio- CO2	Total CO2	CH4	N2O	CO2e
Land Use	kBTU/yr	lb/day										lb/day					
User Defined Industrial	0	0.0000	0.0000	0.0000	0.0000		0.0000	0.0000		0.0000	0.0000		0.0000	0.0000	0.0000	0.0000	0.0000
Total		**0.0000**	**0.0000**	**0.0000**	**0.0000**		**0.0000**	**0.0000**		**0.0000**	**0.0000**		**0.0000**	**0.0000**	**0.0000**	**0.0000**	**0.0000**

6.0 Area Detail

6.1 Mitigation Measures Area

	ROG	NOx	CO	SO2	Fugitive PM10	Exhaust PM10	PM10 Total	Fugitive PM2.5	Exhaust PM2.5	PM2.5 Total	Bio- CO2	NBio- CO2	Total CO2	CH4	N2O	CO2e
Category	lb/day										lb/day					
Mitigated	1.0000e-005	0.0000	1.0000e-004	0.0000		0.0000	0.0000		0.0000	0.0000		2.2000e-004	2.2000e-004	0.0000		2.3000e-004
Unmitigated	1.0000e-005	0.0000	1.0000e-004	0.0000		0.0000	0.0000		0.0000	0.0000		2.2000e-004	2.2000e-004	0.0000		2.3000e-004

6.2 Area by SubCategory

Unmitigated

	ROG	NOx	CO	SO2	Fugitive PM10	Exhaust PM10	PM10 Total	Fugitive PM2.5	Exhaust PM2.5	PM2.5 Total	Bio- CO2	NBio- CO2	Total CO2	CH4	N2O	CO2e
SubCategory	lb/day										lb/day					
Architectural Coating	0.0000					0.0000	0.0000		0.0000	0.0000			0.0000			0.0000
Consumer Products	0.0000					0.0000	0.0000		0.0000	0.0000			0.0000			0.0000
Landscaping	1.0000e-005	0.0000	1.0000e-004	0.0000		0.0000	0.0000		0.0000	0.0000		2.2000e-004	2.2000e-004	0.0000		2.3000e-004
Total	**1.0000e-005**	**0.0000**	**1.0000e-004**	**0.0000**		**0.0000**	**0.0000**		**0.0000**	**0.0000**		**2.2000e-004**	**2.2000e-004**	**0.0000**		**2.3000e-004**

Mitigated

	ROG	NOx	CO	SO2	Fugitive PM10	Exhaust PM10	PM10 Total	Fugitive PM2.5	Exhaust PM2.5	PM2.5 Total	Bio- CO2	NBio- CO2	Total CO2	CH4	N2O	CO2e
SubCategory	lb/day										lb/day					
Architectural Coating	0.0000					0.0000	0.0000		0.0000	0.0000			0.0000			0.0000
Consumer Products	0.0000					0.0000	0.0000		0.0000	0.0000			0.0000			0.0000
Landscaping	1.0000e-005	0.0000	1.0000e-004	0.0000		0.0000	0.0000		0.0000	0.0000		2.2000e-004	2.2000e-004	0.0000		2.3000e-004
Total	**1.0000e-005**	**0.0000**	**1.0000e-004**	**0.0000**		**0.0000**	**0.0000**		**0.0000**	**0.0000**		**2.2000e-004**	**2.2000e-004**	**0.0000**		**2.3000e-004**

7.0 Water Detail

7.1 Mitigation Measures Water

8.0 Waste Detail

8.1 Mitigation Measures Waste

9.0 Operational Offroad

Equipment Type	Number	Hours/Day	Days/Year	Horse Power	Load Factor	Fuel Type

10.0 Vegetation

Point Loma WWTP Improvements Const

San Diego Air Basin, Summer

1.0 Project Characteristics

1.1 Land Usage

Land Uses	Size	Metric	Lot Acreage	Floor Surface Area	Population
User Defined Industrial	1.00	User Defined Unit	0.00	0.00	0

1.2 Other Project Characteristics

Urbanization	Urban	**Wind Speed (m/s)**	2.6	**Precipitation Freq (Days)**	40
Climate Zone	13			**Operational Year**	2025
Utility Company	San Diego Gas & Electric				
CO2 Intensity (lb/MWhr)	720.49	**CH4 Intensity (lb/MWhr)**	0.029	**N2O Intensity (lb/MWhr)**	0.006

1.3 User Entered Comments & Non-Default Data

Project Characteristics -

Land Use -

Construction Phase - Modified

Off-road Equipment - Modified

Off-road Equipment - Modified

Off-road Equipment - Modified

Trips and VMT - Modified

Table Name	Column Name	Default Value	New Value
tblConstructionPhase	NumDays	0.00	471.00
tblConstructionPhase	NumDays	0.00	20.00
tblConstructionPhase	NumDays	0.00	20.00

tblConstructionPhase	PhaseEndDate	4/28/2028	4/30/2028
tblConstructionPhase	PhaseStartDate	4/1/2028	4/3/2028
tblGrading	MaterialExported	0.00	160.00
tblOffRoadEquipment	OffRoadEquipmentUnitAmount	4.00	0.00
tblOffRoadEquipment	OffRoadEquipmentUnitAmount	2.00	1.00
tblOffRoadEquipment	OffRoadEquipmentUnitAmount	1.00	0.00
tblOffRoadEquipment	OffRoadEquipmentUnitAmount	1.00	0.00
tblOffRoadEquipment	OffRoadEquipmentUnitAmount	1.00	0.00
tblProjectCharacteristics	OperationalYear	2014	2025
tblTripsAndVMT	HaulingTripNumber	20.00	200.00
tblTripsAndVMT	VendorTripNumber	0.00	4.00
tblTripsAndVMT	VendorTripNumber	0.00	2.00
tblTripsAndVMT	WorkerTripNumber	0.00	18.00

2.0 Emissions Summary

2.1 Overall Construction (Maximum Daily Emission)

Unmitigated Construction

	ROG	NOx	CO	SO2	Fugitive PM10	Exhaust PM10	PM10 Total	Fugitive PM2.5	Exhaust PM2.5	PM2.5 Total	Bio- CO2	NBio- CO2	Total CO2	CH4	N2O	CO2e
Year	lb/day										lb/day					
2026	1.2361	10.0243	13.6997	0.0243	6.2651	0.3869	6.6241	3.3766	0.3701	3.7069	0.0000	2,193.4970	2,193.4970	0.3874	0.0000	2,201.6320
2027	1.2347	10.0224	13.6835	0.0243	0.1611	0.3869	0.5480	0.0430	0.3701	0.4131	0.0000	2,192.3853	2,192.3853	0.3873	0.0000	2,200.5181
2028	1.2335	10.0207	13.6709	0.0243	0.1611	0.3869	0.5480	0.0430	0.3701	0.4131	0.0000	2,191.4407	2,191.4407	0.3872	0.0000	2,199.5716
Total	**3.7043**	**30.0674**	**41.0540**	**0.0728**	**6.5874**	**1.1606**	**7.7202**	**3.4626**	**1.1103**	**4.5331**	**0.0000**	**6,577.3230**	**6,577.3230**	**1.1618**	**0.0000**	**6,601.7217**

Mitigated Construction

	ROG	NOx	CO	SO2	Fugitive PM10	Exhaust PM10	PM10 Total	Fugitive PM2.5	Exhaust PM2.5	PM2.5 Total	Bio- CO2	NBio- CO2	Total CO2	CH4	N2O	CO2e
Year	lb/day										lb/day					
2026	1.2361	10.0243	13.6997	0.0243	6.2651	0.3869	6.6241	3.3766	0.3701	3.7069	0.0000	2,193.4970	2,193.4970	0.3874	0.0000	2,201.6320
2027	1.2347	10.0224	13.6835	0.0243	0.1611	0.3869	0.5480	0.0430	0.3701	0.4131	0.0000	2,192.3853	2,192.3853	0.3873	0.0000	2,200.5181
2028	1.2335	10.0207	13.6709	0.0243	0.1611	0.3869	0.5480	0.0430	0.3701	0.4131	0.0000	2,191.4407	2,191.4407	0.3872	0.0000	2,199.5716
Total	**3.7043**	**30.0674**	**41.0540**	**0.0728**	**6.5874**	**1.1606**	**7.7202**	**3.4626**	**1.1103**	**4.5331**	**0.0000**	**6,577.3230**	**6,577.3230**	**1.1618**	**0.0000**	**6,601.7217**

	ROG	**NOx**	**CO**	**SO2**	**Fugitive PM10**	**Exhaust PM10**	**PM10 Total**	**Fugitive PM2.5**	**Exhaust PM2.5**	**PM2.5 Total**	**Bio- CO2**	**NBio-CO2**	**Total CO2**	**CH4**	**N20**	**CO2e**
Percent Reduction	**0.00**	**0.00**	**0.00**	**0.00**	**0.00**	**0.00**	**0.00**	**0.00**	**0.00**	**0.00**	**0.00**	**0.00**	**0.00**	**0.00**	**0.00**	**0.00**

2.2 Overall Operational

Unmitigated Operational

	ROG	NOx	CO	SO2	Fugitive PM10	Exhaust PM10	PM10 Total	Fugitive PM2.5	Exhaust PM2.5	PM2.5 Total	Bio- CO2	NBio- CO2	Total CO2	CH4	N2O	CO2e
Category	lb/day										lb/day					
Area	1.0000e-005	0.0000	1.0000e-004	0.0000		0.0000	0.0000		0.0000	0.0000		2.2000e-004	2.2000e-004	0.0000		2.3000e-004
Energy	0.0000	0.0000	0.0000	0.0000		0.0000	0.0000		0.0000	0.0000		0.0000	0.0000	0.0000	0.0000	0.0000
Mobile	0.0000	0.0000	0.0000	0.0000	0.0000	0.0000	0.0000	0.0000	0.0000	0.0000		0.0000	0.0000	0.0000		0.0000
Total	**1.0000e-005**	**0.0000**	**1.0000e-004**	**0.0000**	**0.0000**	**0.0000**	**0.0000**	**0.0000**	**0.0000**	**0.0000**		**2.2000e-004**	**2.2000e-004**	**0.0000**	**0.0000**	**2.3000e-004**

Mitigated Operational

	ROG	NOx	CO	SO2	Fugitive PM10	Exhaust PM10	PM10 Total	Fugitive PM2.5	Exhaust PM2.5	PM2.5 Total	Bio- CO2	NBio- CO2	Total CO2	CH4	N2O	CO2e
Category	lb/day										lb/day					
Area	1.0000e-005	0.0000	1.0000e-004	0.0000		0.0000	0.0000		0.0000	0.0000		2.2000e-004	2.2000e-004	0.0000		2.3000e-004
Energy	0.0000	0.0000	0.0000	0.0000		0.0000	0.0000		0.0000	0.0000		0.0000	0.0000	0.0000	0.0000	0.0000
Mobile	0.0000	0.0000	0.0000	0.0000	0.0000	0.0000	0.0000	0.0000	0.0000	0.0000		0.0000	0.0000	0.0000		0.0000
Total	**1.0000e-005**	**0.0000**	**1.0000e-004**	**0.0000**	**0.0000**	**0.0000**	**0.0000**	**0.0000**	**0.0000**	**0.0000**		**2.2000e-004**	**2.2000e-004**	**0.0000**	**0.0000**	**2.3000e-004**

	ROG	**NOx**	**CO**	**SO2**	**Fugitive PM10**	**Exhaust PM10**	**PM10 Total**	**Fugitive PM2.5**	**Exhaust PM2.5**	**PM2.5 Total**	**Bio- CO2**	**NBio-CO2**	**Total CO2**	**CH4**	**N20**	**CO2e**
Percent Reduction	**0.00**	**0.00**	**0.00**	**0.00**	**0.00**	**0.00**	**0.00**	**0.00**	**0.00**	**0.00**	**0.00**	**0.00**	**0.00**	**0.00**	**0.00**	**0.00**

3.0 Construction Detail

Construction Phase

Phase Number	Phase Name	Phase Type	Start Date	End Date	Num Days Week	Num Days	Phase Description
1	Site Preparation	Site Preparation	5/15/2026	6/11/2026	5	20	
2	Building Construction	Building Construction	6/12/2026	3/31/2028	5	471	
3	Paving	Paving	4/3/2028	4/30/2028	5	20	

Acres of Grading (Site Preparation Phase): 0

Acres of Grading (Grading Phase): 0

Acres of Paving: 0

Residential Indoor: 0; Residential Outdoor: 0; Non-Residential Indoor: 0; Non-Residential Outdoor: 0 (Architectural Coating – sqft)

OffRoad Equipment

Phase Name	Offroad Equipment Type	Amount	Usage Hours	Horse Power	Load Factor
Site Preparation	Graders	0	8.00	174	0.41
Site Preparation	Rubber Tired Dozers	1	8.00	255	0.40
Site Preparation	Tractors/Loaders/Backhoes	1	8.00	97	0.37
Building Construction	Cranes	1	4.00	226	0.29
Building Construction	Forklifts	1	6.00	89	0.20
Building Construction	Generator Sets	1	8.00	84	0.74
Building Construction	Tractors/Loaders/Backhoes	2	8.00	97	0.37
Building Construction	Welders	2	8.00	46	0.45
Paving	Cement and Mortar Mixers	0	6.00	9	0.56
Paving	Pavers	1	7.00	125	0.42
Paving	Paving Equipment	1	8.00	130	0.36
Paving	Rollers	0	7.00	80	0.38
Paving	Tractors/Loaders/Backhoes	0	7.00	97	0.37

Trips and VMT

Phase Name	Offroad Equipment Count	Worker Trip Number	Vendor Trip Number	Hauling Trip Number	Worker Trip Length	Vendor Trip Length	Hauling Trip Length	Worker Vehicle Class	Vendor Vehicle Class	Hauling Vehicle Class
Site Preparation	2	5.00	4.00	200.00	10.80	7.30	20.00	LD_Mix	HDT_Mix	HHDT
Building Construction	7	18.00	2.00	0.00	10.80	7.30	20.00	LD_Mix	HDT_Mix	HHDT
Paving	2	5.00	0.00	0.00	10.80	7.30	20.00	LD_Mix	HDT_Mix	HHDT

3.1 Mitigation Measures Construction

3.2 Site Preparation - 2026

Unmitigated Construction On-Site

	ROG	NOx	CO	SO2	Fugitive PM10	Exhaust PM10	PM10 Total	Fugitive PM2.5	Exhaust PM2.5	PM2.5 Total	Bio- CO2	NBio- CO2	Total CO2	CH4	N2O	CO2e

Category	lb/day										lb/day					
Fugitive Dust					6.0232	0.0000	6.0232	3.3104	0.0000	3.3104			0.0000			0.0000
Off-Road	0.7921	7.3969	7.5527	0.0120		0.3251	0.3251		0.2991	0.2991		1,163.9281	1,163.9281	0.3764		1,171.8333
Total	**0.7921**	**7.3969**	**7.5527**	**0.0120**	**6.0232**	**0.3251**	**6.3483**	**3.3104**	**0.2991**	**3.6095**		**1,163.9281**	**1,163.9281**	**0.3764**		**1,171.8333**

Unmitigated Construction Off-Site

	ROG	NOx	CO	SO2	Fugitive PM10	Exhaust PM10	PM10 Total	Fugitive PM2.5	Exhaust PM2.5	PM2.5 Total	Bio- CO2	NBio- CO2	Total CO2	CH4	N2O	CO2e
Category	lb/day										lb/day					
Hauling	0.1394	1.0172	1.5271	7.3900e-003	0.1743	0.0303	0.2046	0.0477	0.0279	0.0756		695.3173	695.3173	4.8200e-003		695.4186
Vendor	0.0247	0.1433	0.2947	9.4000e-004	0.0266	3.3200e-003	0.0299	7.5700e-003	3.0500e-003	0.0106		88.1325	88.1325	6.1000e-004		88.1454
Worker	9.8200e-003	0.0109	0.1196	5.2000e-004	0.0411	3.1000e-004	0.0414	0.0109	2.9000e-004	0.0112		34.1502	34.1502	1.3700e-003		34.1789
Total	**0.1739**	**1.1714**	**1.9414**	**8.8500e-003**	**0.2419**	**0.0339**	**0.2759**	**0.0662**	**0.0312**	**0.0974**		**817.6000**	**817.6000**	**6.8000e-003**		**817.7429**

Mitigated Construction On-Site

	ROG	NOx	CO	SO2	Fugitive PM10	Exhaust PM10	PM10 Total	Fugitive PM2.5	Exhaust PM2.5	PM2.5 Total	Bio- CO2	NBio- CO2	Total CO2	CH4	N2O	CO2e
Category	lb/day										lb/day					
Fugitive Dust					6.0232	0.0000	6.0232	3.3104	0.0000	3.3104			0.0000			0.0000
Off-Road	0.7921	7.3969	7.5527	0.0120		0.3251	0.3251		0.2991	0.2991	0.0000	1,163.9281	1,163.9281	0.3764		1,171.8333

Total	**0.7921**	**7.3969**	**7.5527**	**0.0120**	**6.0232**	**0.3251**	**6.3483**	**3.3104**	**0.2991**	**3.6095**	**0.0000**	**1,163.9281**	**1,163.9281**	**0.3764**		**1,171.8333**

Mitigated Construction Off-Site

	ROG	NOx	CO	SO2	Fugitive PM10	Exhaust PM10	PM10 Total	Fugitive PM2.5	Exhaust PM2.5	PM2.5 Total	Bio- CO2	NBio- CO2	Total CO2	CH4	N2O	CO2e
Category	lb/day										lb/day					
Hauling	0.1394	1.0172	1.5271	7.3900e-003	0.1743	0.0303	0.2046	0.0477	0.0279	0.0756		695.3173	695.3173	4.8200e-003		695.4186
Vendor	0.0247	0.1433	0.2947	9.4000e-004	0.0266	3.3200e-003	0.0299	7.5700e-003	3.0500e-003	0.0106		88.1325	88.1325	6.1000e-004		88.1454
Worker	9.8200e-003	0.0109	0.1196	5.2000e-004	0.0411	3.1000e-004	0.0414	0.0109	2.9000e-004	0.0112		34.1502	34.1502	1.3700e-003		34.1789
Total	**0.1739**	**1.1714**	**1.9414**	**8.8500e-003**	**0.2419**	**0.0339**	**0.2759**	**0.0662**	**0.0312**	**0.0974**		**817.6000**	**817.6000**	**6.8000e-003**		**817.7429**

3.3 Building Construction - 2026

Unmitigated Construction On-Site

	ROG	NOx	CO	SO2	Fugitive PM10	Exhaust PM10	PM10 Total	Fugitive PM2.5	Exhaust PM2.5	PM2.5 Total	Bio- CO2	NBio- CO2	Total CO2	CH4	N2O	CO2e
Category	lb/day										lb/day					
Off-Road	1.1884	9.9133	13.1219	0.0219		0.3841	0.3841		0.3675	0.3675		2,026.4901	2,026.4901	0.3822		2,034.5153
Total	**1.1884**	**9.9133**	**13.1219**	**0.0219**		**0.3841**	**0.3841**		**0.3675**	**0.3675**		**2,026.4901**	**2,026.4901**	**0.3822**		**2,034.5153**

Unmitigated Construction Off-Site

	ROG	NOx	CO	SO2	Fugitive PM10	Exhaust PM10	PM10 Total	Fugitive PM2.5	Exhaust PM2.5	PM2.5 Total	Bio- CO2	NBio- CO2	Total CO2	CH4	N2O	CO2e
Category	lb/day										lb/day					
Hauling	0.0000	0.0000	0.0000	0.0000	0.0000	0.0000	0.0000	0.0000	0.0000	0.0000		0.0000	0.0000	0.0000		0.0000
Vendor	0.0123	0.0717	0.1474	4.7000e-004	0.0133	1.6600e-003	0.0149	3.7900e-003	1.5300e-003	5.3100e-003		44.0663	44.0663	3.1000e-004		44.0727
Worker	0.0354	0.0393	0.4304	1.8800e-003	0.1479	1.1100e-003	0.1490	0.0392	1.0300e-003	0.0403		122.9407	122.9407	4.9200e-003		123.0440
Total	**0.0477**	**0.1110**	**0.5778**	**2.3500e-003**	**0.1612**	**2.7700e-003**	**0.1639**	**0.0430**	**2.5600e-003**	**0.0456**		**167.0069**	**167.0069**	**5.2300e-003**		**167.1167**

Mitigated Construction On-Site

	ROG	NOx	CO	SO2	Fugitive PM10	Exhaust PM10	PM10 Total	Fugitive PM2.5	Exhaust PM2.5	PM2.5 Total	Bio- CO2	NBio- CO2	Total CO2	CH4	N2O	CO2e
Category	lb/day										lb/day					
Off-Road	1.1884	9.9133	13.1219	0.0219		0.3841	0.3841		0.3675	0.3675	0.0000	2,026.4901	2,026.4901	0.3822		2,034.5153
Total	**1.1884**	**9.9133**	**13.1219**	**0.0219**		**0.3841**	**0.3841**		**0.3675**	**0.3675**	**0.0000**	**2,026.4901**	**2,026.4901**	**0.3822**		**2,034.5153**

Mitigated Construction Off-Site

	ROG	NOx	CO	SO2	Fugitive PM10	Exhaust PM10	PM10 Total	Fugitive PM2.5	Exhaust PM2.5	PM2.5 Total	Bio- CO2	NBio- CO2	Total CO2	CH4	N2O	CO2e
Category	lb/day										lb/day					

Hauling	0.0000	0.0000	0.0000	0.0000	0.0000	0.0000	0.0000	0.0000	0.0000	0.0000		0.0000	0.0000	0.0000		0.0000
Vendor	0.0123	0.0717	0.1474	4.7000e-004	0.0133	1.6600e-003	0.0149	3.7900e-003	1.5300e-003	5.3100e-003		44.0663	44.0663	3.1000e-004		44.0727
Worker	0.0354	0.0393	0.4304	1.8800e-003	0.1479	1.1100e-003	0.1490	0.0392	1.0300e-003	0.0403		122.9407	122.9407	4.9200e-003		123.0440
Total	**0.0477**	**0.1110**	**0.5778**	**2.3500e-003**	**0.1612**	**2.7700e-003**	**0.1639**	**0.0430**	**2.5600e-003**	**0.0456**		**167.0069**	**167.0069**	**5.2300e-003**		**167.1167**

3.3 Building Construction - 2027

Unmitigated Construction On-Site

	ROG	NOx	CO	SO2	Fugitive PM10	Exhaust PM10	PM10 Total	Fugitive PM2.5	Exhaust PM2.5	PM2.5 Total	Bio- CO2	NBio- CO2	Total CO2	CH4	N2O	CO2e
Category	lb/day										lb/day					
Off-Road	1.1884	9.9133	13.1219	0.0219		0.3841	0.3841		0.3675	0.3675		2,026.4901	2,026.4901	0.3822		2,034.5153
Total	**1.1884**	**9.9133**	**13.1219**	**0.0219**		**0.3841**	**0.3841**		**0.3675**	**0.3675**		**2,026.4901**	**2,026.4901**	**0.3822**		**2,034.5153**

Unmitigated Construction Off-Site

	ROG	NOx	CO	SO2	Fugitive PM10	Exhaust PM10	PM10 Total	Fugitive PM2.5	Exhaust PM2.5	PM2.5 Total	Bio- CO2	NBio- CO2	Total CO2	CH4	N2O	CO2e
Category	lb/day										lb/day					
Hauling	0.0000	0.0000	0.0000	0.0000	0.0000	0.0000	0.0000	0.0000	0.0000	0.0000		0.0000	0.0000	0.0000		0.0000
Vendor	0.0121	0.0710	0.1438	4.7000e-004	0.0133	1.6600e-003	0.0149	3.7900e-003	1.5300e-003	5.3200e-003		44.0716	44.0716	3.1000e-004		44.0780
Worker	0.0342	0.0381	0.4178	1.8800e-003	0.1479	1.1200e-003	0.1490	0.0392	1.0400e-003	0.0403		121.8236	121.8236	4.8200e-003		121.9248
Total	**0.0463**	**0.1091**	**0.5616**	**2.3500e-003**	**0.1612**	**2.7800e-003**	**0.1639**	**0.0430**	**2.5700e-003**	**0.0456**		**165.8952**	**165.8952**	**5.1300e-003**		**166.0028**

Mitigated Construction On-Site

	ROG	NOx	CO	SO2	Fugitive PM10	Exhaust PM10	PM10 Total	Fugitive PM2.5	Exhaust PM2.5	PM2.5 Total	Bio- CO2	NBio- CO2	Total CO2	CH4	N2O	CO2e
Category	lb/day										lb/day					
Off-Road	1.1884	9.9133	13.1219	0.0219		0.3841	0.3841		0.3675	0.3675	0.0000	2,026.4901	2,026.4901	0.3822		2,034.5153
Total	**1.1884**	**9.9133**	**13.1219**	**0.0219**		**0.3841**	**0.3841**		**0.3675**	**0.3675**	**0.0000**	**2,026.4901**	**2,026.4901**	**0.3822**		**2,034.5153**

Mitigated Construction Off-Site

	ROG	NOx	CO	SO2	Fugitive PM10	Exhaust PM10	PM10 Total	Fugitive PM2.5	Exhaust PM2.5	PM2.5 Total	Bio- CO2	NBio- CO2	Total CO2	CH4	N2O	CO2e
Category	lb/day										lb/day					
Hauling	0.0000	0.0000	0.0000	0.0000	0.0000	0.0000	0.0000	0.0000	0.0000	0.0000		0.0000	0.0000	0.0000		0.0000
Vendor	0.0121	0.0710	0.1438	4.7000e-004	0.0133	1.6600e-003	0.0149	3.7900e-003	1.5300e-003	5.3200e-003		44.0716	44.0716	3.1000e-004		44.0780
Worker	0.0342	0.0381	0.4178	1.8800e-003	0.1479	1.1200e-003	0.1490	0.0392	1.0400e-003	0.0403		121.8236	121.8236	4.8200e-003		121.9248
Total	**0.0463**	**0.1091**	**0.5616**	**2.3500e-003**	**0.1612**	**2.7800e-003**	**0.1639**	**0.0430**	**2.5700e-003**	**0.0456**		**165.8952**	**165.8952**	**5.1300e-003**		**166.0028**

3.3 Building Construction - 2028

Unmitigated Construction On-Site

	ROG	NOx	CO	SO2	Fugitive PM10	Exhaust PM10	PM10 Total	Fugitive PM2.5	Exhaust PM2.5	PM2.5 Total	Bio- CO2	NBio- CO2	Total CO2	CH4	N2O	CO2e
Category	lb/day										lb/day					
Off-Road	1.1884	9.9133	13.1219	0.0219		0.3841	0.3841		0.3675	0.3675		2,026.4901	2,026.4901	0.3822		2,034.5153
Total	**1.1884**	**9.9133**	**13.1219**	**0.0219**		**0.3841**	**0.3841**		**0.3675**	**0.3675**		**2,026.4901**	**2,026.4901**	**0.3822**		**2,034.5153**

Unmitigated Construction Off-Site

	ROG	NOx	CO	SO2	Fugitive PM10	Exhaust PM10	PM10 Total	Fugitive PM2.5	Exhaust PM2.5	PM2.5 Total	Bio- CO2	NBio- CO2	Total CO2	CH4	N2O	CO2e
Category	lb/day										lb/day					
Hauling	0.0000	0.0000	0.0000	0.0000	0.0000	0.0000	0.0000	0.0000	0.0000	0.0000		0.0000	0.0000	0.0000		0.0000
Vendor	0.0120	0.0704	0.1427	4.7000e-004	0.0133	1.6600e-003	0.0149	3.7900e-003	1.5200e-003	5.3100e-003		44.0778	44.0778	3.1000e-004		44.0843
Worker	0.0332	0.0370	0.4063	1.8800e-003	0.1479	1.1300e-003	0.1490	0.0392	1.0500e-003	0.0403		120.8729	120.8729	4.7200e-003		120.9721
Total	**0.0451**	**0.1074**	**0.5490**	**2.3500e-003**	**0.1612**	**2.7900e-003**	**0.1639**	**0.0430**	**2.5700e-003**	**0.0456**		**164.9507**	**164.9507**	**5.0300e-003**		**165.0563**

Mitigated Construction On-Site

	ROG	NOx	CO	SO2	Fugitive PM10	Exhaust PM10	PM10 Total	Fugitive PM2.5	Exhaust PM2.5	PM2.5 Total	Bio- CO2	NBio- CO2	Total CO2	CH4	N2O	CO2e
Category	lb/day										lb/day					
Off-Road	1.1884	9.9133	13.1219	0.0219		0.3841	0.3841		0.3675	0.3675	0.0000	2,026.4901	2,026.4901	0.3822		2,034.5153

Total	**1.1884**	**9.9133**	**13.1219**	**0.0219**		**0.3841**	**0.3841**		**0.3675**	**0.3675**	**0.0000**	**2,026.4901**	**2,026.4901**	**0.3822**		**2,034.5153**

Mitigated Construction Off-Site

	ROG	NOx	CO	SO2	Fugitive PM10	Exhaust PM10	PM10 Total	Fugitive PM2.5	Exhaust PM2.5	PM2.5 Total	Bio- CO2	NBio- CO2	Total CO2	CH4	N2O	CO2e
Category	lb/day										lb/day					
Hauling	0.0000	0.0000	0.0000	0.0000	0.0000	0.0000	0.0000	0.0000	0.0000	0.0000		0.0000	0.0000	0.0000		0.0000
Vendor	0.0120	0.0704	0.1427	4.7000e-004	0.0133	1.6600e-003	0.0149	3.7900e-003	1.5200e-003	5.3100e-003		44.0778	44.0778	3.1000e-004		44.0843
Worker	0.0332	0.0370	0.4063	1.8800e-003	0.1479	1.1300e-003	0.1490	0.0392	1.0500e-003	0.0403		120.8729	120.8729	4.7200e-003		120.9721
Total	**0.0451**	**0.1074**	**0.5490**	**2.3500e-003**	**0.1612**	**2.7900e-003**	**0.1639**	**0.0430**	**2.5700e-003**	**0.0456**		**164.9507**	**164.9507**	**5.0300e-003**		**165.0563**

3.4 Paving - 2028

Unmitigated Construction On-Site

	ROG	NOx	CO	SO2	Fugitive PM10	Exhaust PM10	PM10 Total	Fugitive PM2.5	Exhaust PM2.5	PM2.5 Total	Bio- CO2	NBio- CO2	Total CO2	CH4	N2O	CO2e
Category	lb/day										lb/day					
Off-Road	0.2908	2.5775	4.9443	7.9700e-003		0.1240	0.1240		0.1141	0.1141		771.1497	771.1497	0.2494		776.3872
Paving	0.0000					0.0000	0.0000		0.0000	0.0000			0.0000			0.0000
Total	**0.2908**	**2.5775**	**4.9443**	**7.9700e-003**		**0.1240**	**0.1240**		**0.1141**	**0.1141**		**771.1497**	**771.1497**	**0.2494**		**776.3872**

Unmitigated Construction Off-Site

	ROG	NOx	CO	SO2	Fugitive PM10	Exhaust PM10	PM10 Total	Fugitive PM2.5	Exhaust PM2.5	PM2.5 Total	Bio- CO2	NBio- CO2	Total CO2	CH4	N2O	CO2e
Category	lb/day										lb/day					
Hauling	0.0000	0.0000	0.0000	0.0000	0.0000	0.0000	0.0000	0.0000	0.0000	0.0000		0.0000	0.0000	0.0000		0.0000
Vendor	0.0000	0.0000	0.0000	0.0000	0.0000	0.0000	0.0000	0.0000	0.0000	0.0000		0.0000	0.0000	0.0000		0.0000
Worker	9.2100e-003	0.0103	0.1129	5.2000e-004	0.0411	3.1000e-004	0.0414	0.0109	2.9000e-004	0.0112		33.5758	33.5758	1.3100e-003		33.6034
Total	**9.2100e-003**	**0.0103**	**0.1129**	**5.2000e-004**	**0.0411**	**3.1000e-004**	**0.0414**	**0.0109**	**2.9000e-004**	**0.0112**		**33.5758**	**33.5758**	**1.3100e-003**		**33.6034**

Mitigated Construction On-Site

	ROG	NOx	CO	SO2	Fugitive PM10	Exhaust PM10	PM10 Total	Fugitive PM2.5	Exhaust PM2.5	PM2.5 Total	Bio- CO2	NBio- CO2	Total CO2	CH4	N2O	CO2e
Category	lb/day										lb/day					
Off-Road	0.2908	2.5775	4.9443	7.9700e-003		0.1240	0.1240		0.1141	0.1141	0.0000	771.1497	771.1497	0.2494		776.3872
Paving	0.0000					0.0000	0.0000		0.0000	0.0000			0.0000			0.0000
Total	**0.2908**	**2.5775**	**4.9443**	**7.9700e-003**		**0.1240**	**0.1240**		**0.1141**	**0.1141**	**0.0000**	**771.1497**	**771.1497**	**0.2494**		**776.3872**

Mitigated Construction Off-Site

	ROG	NOx	CO	SO2	Fugitive PM10	Exhaust PM10	PM10 Total	Fugitive PM2.5	Exhaust PM2.5	PM2.5 Total	Bio- CO2	NBio- CO2	Total CO2	CH4	N2O	CO2e
Category	lb/day										lb/day					

Hauling	0.0000	0.0000	0.0000	0.0000	0.0000	0.0000	0.0000	0.0000	0.0000	0.0000		0.0000	0.0000	0.0000		0.0000
Vendor	0.0000	0.0000	0.0000	0.0000	0.0000	0.0000	0.0000	0.0000	0.0000	0.0000		0.0000	0.0000	0.0000		0.0000
Worker	9.2100e-003	0.0103	0.1129	5.2000e-004	0.0411	3.1000e-004	0.0414	0.0109	2.9000e-004	0.0112		33.5758	33.5758	1.3100e-003		33.6034
Total	**9.2100e-003**	**0.0103**	**0.1129**	**5.2000e-004**	**0.0411**	**3.1000e-004**	**0.0414**	**0.0109**	**2.9000e-004**	**0.0112**		**33.5758**	**33.5758**	**1.3100e-003**		**33.6034**

4.0 Operational Detail - Mobile

4.1 Mitigation Measures Mobile

	ROG	NOx	CO	SO2	Fugitive PM10	Exhaust PM10	PM10 Total	Fugitive PM2.5	Exhaust PM2.5	PM2.5 Total	Bio- CO2	NBio- CO2	Total CO2	CH4	N2O	CO2e
Category	lb/day										lb/day					
Mitigated	0.0000	0.0000	0.0000	0.0000	0.0000	0.0000	0.0000	0.0000	0.0000	0.0000		0.0000	0.0000	0.0000		0.0000
Unmitigated	0.0000	0.0000	0.0000	0.0000	0.0000	0.0000	0.0000	0.0000	0.0000	0.0000		0.0000	0.0000	0.0000		0.0000

4.2 Trip Summary Information

	Average Daily Trip Rate			Unmitigated	Mitigated
Land Use	Weekday	Saturday	Sunday	Annual VMT	Annual VMT
User Defined Industrial	0.00	0.00	0.00		
Total	0.00	0.00	0.00		

4.3 Trip Type Information

	Miles			Trip %			Trip Purpose %		
Land Use	H-W or C-W	H-S or C-C	H-O or C-NW	H-W or C-W	H-S or C-C	H-O or C-NW	Primary	Diverted	Pass-by
User Defined Industrial	9.50	7.30	7.30	0.00	0.00	0.00	0	0	0

LDA	LDT1	LDT2	MDV	LHD1	LHD2	MHD	HHD	OBUS	UBUS	MCY	SBUS	MH
0.511923	0.073395	0.191568	0.130918	0.036235	0.005199	0.012665	0.023708	0.001889	0.002027	0.006511	0.000534	0.003431

5.0 Energy Detail

4.4 Fleet Mix

Historical Energy Use: N

5.1 Mitigation Measures Energy

	ROG	NOx	CO	SO2	Fugitive PM10	Exhaust PM10	PM10 Total	Fugitive PM2.5	Exhaust PM2.5	PM2.5 Total	Bio- CO2	NBio- CO2	Total CO2	CH4	N2O	CO2e
Category	lb/day										lb/day					
NaturalGas Mitigated	0.0000	0.0000	0.0000	0.0000		0.0000	0.0000		0.0000	0.0000		0.0000	0.0000	0.0000	0.0000	0.0000
NaturalGas Unmitigated	0.0000	0.0000	0.0000	0.0000		0.0000	0.0000		0.0000	0.0000		0.0000	0.0000	0.0000	0.0000	0.0000

5.2 Energy by Land Use - NaturalGas

Unmitigated

	NaturalGas Use	ROG	NOx	CO	SO2	Fugitive PM10	Exhaust PM10	PM10 Total	Fugitive PM2.5	Exhaust PM2.5	PM2.5 Total	Bio- CO2	NBio- CO2	Total CO2	CH4	N2O	CO2e
Land Use	kBTU/yr	lb/day										lb/day					
User Defined Industrial	0	0.0000	0.0000	0.0000	0.0000		0.0000	0.0000		0.0000	0.0000		0.0000	0.0000	0.0000	0.0000	0.0000
Total		**0.0000**	**0.0000**	**0.0000**	**0.0000**		**0.0000**	**0.0000**		**0.0000**	**0.0000**		**0.0000**	**0.0000**	**0.0000**	**0.0000**	**0.0000**

Mitigated

	NaturalGas Use	ROG	NOx	CO	SO2	Fugitive PM10	Exhaust PM10	PM10 Total	Fugitive PM2.5	Exhaust PM2.5	PM2.5 Total	Bio- CO2	NBio- CO2	Total CO2	CH4	N2O	CO2e
Land Use	kBTU/yr	lb/day										lb/day					
User Defined Industrial	0	0.0000	0.0000	0.0000	0.0000		0.0000	0.0000		0.0000	0.0000		0.0000	0.0000	0.0000	0.0000	0.0000
Total		**0.0000**	**0.0000**	**0.0000**	**0.0000**		**0.0000**	**0.0000**		**0.0000**	**0.0000**		**0.0000**	**0.0000**	**0.0000**	**0.0000**	**0.0000**

6.0 Area Detail

6.1 Mitigation Measures Area

	ROG	NOx	CO	SO2	Fugitive PM10	Exhaust PM10	PM10 Total	Fugitive PM2.5	Exhaust PM2.5	PM2.5 Total	Bio- CO2	NBio- CO2	Total CO2	CH4	N2O	CO2e
Category	lb/day										lb/day					
Mitigated	1.0000e-005	0.0000	1.0000e-004	0.0000		0.0000	0.0000		0.0000	0.0000		2.2000e-004	2.2000e-004	0.0000		2.3000e-004
Unmitigated	1.0000e-005	0.0000	1.0000e-004	0.0000		0.0000	0.0000		0.0000	0.0000		2.2000e-004	2.2000e-004	0.0000		2.3000e-004

6.2 Area by SubCategory

Unmitigated

	ROG	NOx	CO	SO2	Fugitive PM10	Exhaust PM10	PM10 Total	Fugitive PM2.5	Exhaust PM2.5	PM2.5 Total	Bio- CO2	NBio- CO2	Total CO2	CH4	N2O	CO2e
SubCategory	lb/day										lb/day					
Architectural Coating	0.0000					0.0000	0.0000		0.0000	0.0000			0.0000			0.0000
Consumer Products	0.0000					0.0000	0.0000		0.0000	0.0000			0.0000			0.0000
Landscaping	1.0000e-005	0.0000	1.0000e-004	0.0000		0.0000	0.0000		0.0000	0.0000		2.2000e-004	2.2000e-004	0.0000		2.3000e-004
Total	**1.0000e-005**	**0.0000**	**1.0000e-004**	**0.0000**		**0.0000**	**0.0000**		**0.0000**	**0.0000**		**2.2000e-004**	**2.2000e-004**	**0.0000**		**2.3000e-004**

Mitigated

	ROG	NOx	CO	SO2	Fugitive PM10	Exhaust PM10	PM10 Total	Fugitive PM2.5	Exhaust PM2.5	PM2.5 Total	Bio- CO2	NBio- CO2	Total CO2	CH4	N2O	CO2e
SubCategory	lb/day										lb/day					
Architectural Coating	0.0000					0.0000	0.0000		0.0000	0.0000			0.0000			0.0000
Consumer Products	0.0000					0.0000	0.0000		0.0000	0.0000			0.0000			0.0000
Landscaping	1.0000e-005	0.0000	1.0000e-004	0.0000		0.0000	0.0000		0.0000	0.0000		2.2000e-004	2.2000e-004	0.0000		2.3000e-004
Total	**1.0000e-005**	**0.0000**	**1.0000e-004**	**0.0000**		**0.0000**	**0.0000**		**0.0000**	**0.0000**		**2.2000e-004**	**2.2000e-004**	**0.0000**		**2.3000e-004**

7.0 Water Detail

7.1 Mitigation Measures Water

8.0 Waste Detail

8.1 Mitigation Measures Waste

9.0 Operational Offroad

Equipment Type	Number	Hours/Day	Days/Year	Horse Power	Load Factor	Fuel Type

10.0 Vegetation

CA SDG&E Substation Const

San Diego Air Basin, Winter

1.0 Project Characteristics

1.1 Land Usage

Land Uses	Size	Metric	Lot Acreage	Floor Surface Area	Population
User Defined Industrial	1.00	User Defined Unit	2.50	0.00	0

1.2 Other Project Characteristics

Urbanization	Urban	**Wind Speed (m/s)**	2.6	**Precipitation Freq (Days)**	40
Climate Zone	13			**Operational Year**	2025
Utility Company	San Diego Gas & Electric				
CO2 Intensity (lb/MWhr)	720.49	**CH4 Intensity (lb/MWhr)**	0.029	**N2O Intensity (lb/MWhr)**	0.006

1.3 User Entered Comments & Non-Default Data

Project Characteristics -

Land Use - Modified

Construction Phase - Modified

Off-road Equipment - Modified

Off-road Equipment - Modified

Off-road Equipment - Modified

Off-road Equipment - Modified

Trips and VMT - Modified

Grading - Modified

Table Name	Column Name	Default Value	New Value
tblConstructionPhase	NumDays	220.00	443.00

tblConstructionPhase	NumDays	6.00	40.00
tblConstructionPhase	NumDays	10.00	20.00
tblConstructionPhase	NumDays	3.00	20.00
tblGrading	AcresOfGrading	0.00	2.50
tblGrading	MaterialExported	0.00	160.00
tblLandUse	LotAcreage	0.00	2.50
tblOffRoadEquipment	OffRoadEquipmentUnitAmount	1.00	0.00
tblOffRoadEquipment	OffRoadEquipmentUnitAmount	2.00	1.00
tblOffRoadEquipment	OffRoadEquipmentUnitAmount	1.00	0.00
tblOffRoadEquipment	OffRoadEquipmentUnitAmount	1.00	0.00
tblOffRoadEquipment	OffRoadEquipmentUnitAmount	2.00	0.00
tblOffRoadEquipment	OffRoadEquipmentUnitAmount	1.00	0.00
tblOffRoadEquipment	OffRoadEquipmentUnitAmount	1.00	2.00
tblOffRoadEquipment	OffRoadEquipmentUnitAmount	1.00	0.00
tblOffRoadEquipment	OffRoadEquipmentUnitAmount	3.00	2.00
tblOffRoadEquipment	UsageHours	8.00	4.00
tblProjectCharacteristics	OperationalYear	2014	2025
tblTripsAndVMT	HaulingTripNumber	20.00	400.00
tblTripsAndVMT	VendorTripNumber	0.00	4.00
tblTripsAndVMT	VendorTripNumber	0.00	2.00
tblTripsAndVMT	WorkerTripNumber	0.00	18.00

2.0 Emissions Summary

2.1 Overall Construction (Maximum Daily Emission)

Unmitigated Construction

	ROG	NOx	CO	SO2	Fugitive PM10	Exhaust PM10	PM10 Total	Fugitive PM2.5	Exhaust PM2.5	PM2.5 Total	Bio- CO2	NBio- CO2	Total CO2	CH4	N2O	CO2e
Year	lb/day										lb/day					

2026	1.2778	10.9824	15.0240	0.0288	6.3700	0.4680	6.8380	3.3935	0.4314	3.8249	0.0000	2,714.9562	2,714.9562	0.6277	0.0000	2,728.1372
2027	1.1825	9.4630	12.7380	0.0228	0.1611	0.3653	0.5265	0.0430	0.3503	0.3933	0.0000	2,052.0207	2,052.0207	0.3444	0.0000	2,059.2537
2028	1.1812	9.4611	12.7253	0.0228	0.1611	0.3653	0.5265	0.0430	0.3503	0.3933	0.0000	2,051.1293	2,051.1293	0.3443	0.0000	2,058.3602
Total	**3.6414**	**29.9065**	**40.4873**	**0.0743**	**6.6923**	**1.1986**	**7.8910**	**3.4796**	**1.1319**	**4.6115**	**0.0000**	**6,818.1061**	**6,818.1061**	**1.3164**	**0.0000**	**6,845.7511**

Mitigated Construction

	ROG	NOx	CO	SO2	Fugitive PM10	Exhaust PM10	PM10 Total	Fugitive PM2.5	Exhaust PM2.5	PM2.5 Total	Bio- CO2	NBio- CO2	Total CO2	CH4	N2O	CO2e
Year	lb/day										lb/day					
2026	1.2778	10.9824	15.0240	0.0288	6.3700	0.4680	6.8380	3.3935	0.4314	3.8249	0.0000	2,714.9562	2,714.9562	0.6277	0.0000	2,728.1372
2027	1.1825	9.4630	12.7380	0.0228	0.1611	0.3653	0.5265	0.0430	0.3503	0.3933	0.0000	2,052.0207	2,052.0207	0.3444	0.0000	2,059.2537
2028	1.1812	9.4611	12.7253	0.0228	0.1611	0.3653	0.5265	0.0430	0.3503	0.3933	0.0000	2,051.1293	2,051.1293	0.3443	0.0000	2,058.3602
Total	**3.6414**	**29.9065**	**40.4873**	**0.0743**	**6.6923**	**1.1986**	**7.8910**	**3.4796**	**1.1319**	**4.6115**	**0.0000**	**6,818.1061**	**6,818.1061**	**1.3164**	**0.0000**	**6,845.7511**

	ROG	**NOx**	**CO**	**SO2**	**Fugitive PM10**	**Exhaust PM10**	**PM10 Total**	**Fugitive PM2.5**	**Exhaust PM2.5**	**PM2.5 Total**	**Bio- CO2**	**NBio-CO2**	**Total CO2**	**CH4**	**N20**	**CO2e**
Percent Reduction	**0.00**	**0.00**	**0.00**	**0.00**	**0.00**	**0.00**	**0.00**	**0.00**	**0.00**	**0.00**	**0.00**	**0.00**	**0.00**	**0.00**	**0.00**	**0.00**

2.2 Overall Operational

Unmitigated Operational

	ROG	NOx	CO	SO2	Fugitive PM10	Exhaust PM10	PM10 Total	Fugitive PM2.5	Exhaust PM2.5	PM2.5 Total	Bio- CO2	NBio- CO2	Total CO2	CH4	N2O	CO2e
Category	lb/day										lb/day					

Area	1.0000e-005	0.0000	1.0000e-004	0.0000		0.0000	0.0000		0.0000	0.0000		2.2000e-004	2.2000e-004	0.0000		2.3000e-004
Energy	0.0000	0.0000	0.0000	0.0000		0.0000	0.0000		0.0000	0.0000		0.0000	0.0000	0.0000	0.0000	0.0000
Mobile	0.0000	0.0000	0.0000	0.0000	0.0000	0.0000	0.0000	0.0000	0.0000	0.0000		0.0000	0.0000	0.0000		0.0000
Total	**1.0000e-005**	**0.0000**	**1.0000e-004**	**0.0000**	**0.0000**	**0.0000**	**0.0000**	**0.0000**	**0.0000**	**0.0000**		**2.2000e-004**	**2.2000e-004**	**0.0000**	**0.0000**	**2.3000e-004**

Mitigated Operational

	ROG	NOx	CO	SO2	Fugitive PM10	Exhaust PM10	PM10 Total	Fugitive PM2.5	Exhaust PM2.5	PM2.5 Total	Bio- CO2	NBio- CO2	Total CO2	CH4	N2O	CO2e
Category	lb/day										lb/day					
Area	1.0000e-005	0.0000	1.0000e-004	0.0000		0.0000	0.0000		0.0000	0.0000		2.2000e-004	2.2000e-004	0.0000		2.3000e-004
Energy	0.0000	0.0000	0.0000	0.0000		0.0000	0.0000		0.0000	0.0000		0.0000	0.0000	0.0000	0.0000	0.0000
Mobile	0.0000	0.0000	0.0000	0.0000	0.0000	0.0000	0.0000	0.0000	0.0000	0.0000		0.0000	0.0000	0.0000		0.0000
Total	**1.0000e-005**	**0.0000**	**1.0000e-004**	**0.0000**	**0.0000**	**0.0000**	**0.0000**	**0.0000**	**0.0000**	**0.0000**		**2.2000e-004**	**2.2000e-004**	**0.0000**	**0.0000**	**2.3000e-004**

	ROG	**NOx**	**CO**	**SO2**	**Fugitive PM10**	**Exhaust PM10**	**PM10 Total**	**Fugitive PM2.5**	**Exhaust PM2.5**	**PM2.5 Total**	**Bio- CO2**	**NBio-CO2**	**Total CO2**	**CH4**	**N20**	**CO2e**
Percent Reduction	**0.00**	**0.00**	**0.00**	**0.00**	**0.00**	**0.00**	**0.00**	**0.00**	**0.00**	**0.00**	**0.00**	**0.00**	**0.00**	**0.00**	**0.00**	**0.00**

3.0 Construction Detail

Construction Phase

Phase Number	Phase Name	Phase Type	Start Date	End Date	Num Days Week	Num Days	Phase Description
1	Site Preparation	Site Preparation	4/1/2026	4/28/2026	5	20	
2	Grading	Grading	4/29/2026	6/23/2026	5	40	

3	Building Construction	Building Construction	6/24/2026	3/3/2028	5	443	
4	Paving	Paving	3/4/2028	3/31/2028	5	20	

Acres of Grading (Site Preparation Phase): 0

Acres of Grading (Grading Phase): 2.5

Acres of Paving: 0

Residential Indoor: 0; Residential Outdoor: 0; Non-Residential Indoor: 0; Non-Residential Outdoor: 0 (Architectural Coating – sqft)

OffRoad Equipment

Phase Name	Offroad Equipment Type	Amount	Usage Hours	Horse Power	Load Factor
Site Preparation	Graders	0	8.00	174	0.41
Site Preparation	Rubber Tired Dozers	1	8.00	255	0.40
Site Preparation	Scrapers	0	8.00	361	0.48
Site Preparation	Tractors/Loaders/Backhoes	1	7.00	97	0.37
Grading	Excavators	1	8.00	162	0.38
Grading	Graders	0	8.00	174	0.41
Grading	Plate Compactors	1	8.00	8	0.43
Grading	Rubber Tired Dozers	1	8.00	255	0.40
Grading	Tractors/Loaders/Backhoes	2	7.00	97	0.37
Building Construction	Cranes	1	4.00	226	0.29
Building Construction	Forklifts	1	7.00	89	0.20
Building Construction	Generator Sets	1	8.00	84	0.74
Building Construction	Tractors/Loaders/Backhoes	2	6.00	97	0.37
Building Construction	Welders	2	8.00	46	0.45
Paving	Cement and Mortar Mixers	0	8.00	9	0.56
Paving	Pavers	1	8.00	125	0.42
Paving	Paving Equipment	1	8.00	130	0.36
Paving	Rollers	0	8.00	80	0.38
Paving	Tractors/Loaders/Backhoes	0	8.00	97	0.37

Trips and VMT

Phase Name	Offroad Equipment Count	Worker Trip Number	Vendor Trip Number	Hauling Trip Number	Worker Trip Length	Vendor Trip Length	Hauling Trip Length	Worker Vehicle Class	Vendor Vehicle Class	Hauling Vehicle Class
Site Preparation	2	5.00	4.00	0.00	10.80	7.30	20.00	LD_Mix	HDT_Mix	HHDT
Grading	5	13.00	0.00	400.00	10.80	7.30	20.00	LD_Mix	HDT_Mix	HHDT
Building Construction	7	18.00	2.00	0.00	10.80	7.30	20.00	LD_Mix	HDT_Mix	HHDT
Paving	2	5.00	0.00	0.00	10.80	7.30	20.00	LD_Mix	HDT_Mix	HHDT

3.1 Mitigation Measures Construction

3.2 Site Preparation - 2026

Unmitigated Construction On-Site

	ROG	NOx	CO	SO2	Fugitive PM10	Exhaust PM10	PM10 Total	Fugitive PM2.5	Exhaust PM2.5	PM2.5 Total	Bio- CO2	NBio- CO2	Total CO2	CH4	N2O	CO2e
Category	lb/day										lb/day					
Fugitive Dust					6.0221	0.0000	6.0221	3.3102	0.0000	3.3102			0.0000			0.0000
Off-Road	0.7755	7.2300	7.2740	0.0116		0.3183	0.3183		0.2928	0.2928		1,126.1712	1,126.1712	0.3642		1,133.8199
Total	**0.7755**	**7.2300**	**7.2740**	**0.0116**	**6.0221**	**0.3183**	**6.3404**	**3.3102**	**0.2928**	**3.6031**		**1,126.1712**	**1,126.1712**	**0.3642**		**1,133.8199**

Unmitigated Construction Off-Site

	ROG	NOx	CO	SO2	Fugitive PM10	Exhaust PM10	PM10 Total	Fugitive PM2.5	Exhaust PM2.5	PM2.5 Total	Bio- CO2	NBio- CO2	Total CO2	CH4	N2O	CO2e
Category	lb/day										lb/day					
Hauling	0.0000	0.0000	0.0000	0.0000	0.0000	0.0000	0.0000	0.0000	0.0000	0.0000		0.0000	0.0000	0.0000		0.0000

Vendor	0.0274	0.1460	0.4014	9.3000e-004	0.0266	3.3400e-003	0.0299	7.5700e-003	3.0800e-003	0.0107		87.4462	87.4462	6.4000e-004		87.4595
Worker	0.0103	0.0122	0.1130	4.9000e-004	0.0411	3.1000e-004	0.0414	0.0109	2.9000e-004	0.0112		32.0502	32.0502	1.3700e-003		32.0789
Total	**0.0377**	**0.1582**	**0.5144**	**1.4200e-003**	**0.0676**	**3.6500e-003**	**0.0713**	**0.0185**	**3.3700e-003**	**0.0218**		**119.4964**	**119.4964**	**2.0100e-003**		**119.5384**

Mitigated Construction On-Site

	ROG	NOx	CO	SO2	Fugitive PM10	Exhaust PM10	PM10 Total	Fugitive PM2.5	Exhaust PM2.5	PM2.5 Total	Bio- CO2	NBio- CO2	Total CO2	CH4	N2O	CO2e
Category	lb/day										lb/day					
Fugitive Dust					6.0221	0.0000	6.0221	3.3102	0.0000	3.3102			0.0000			0.0000
Off-Road	0.7755	7.2300	7.2740	0.0116		0.3183	0.3183		0.2928	0.2928	0.0000	1,126.1712	1,126.1712	0.3642		1,133.8199
Total	**0.7755**	**7.2300**	**7.2740**	**0.0116**	**6.0221**	**0.3183**	**6.3404**	**3.3102**	**0.2928**	**3.6031**	**0.0000**	**1,126.1712**	**1,126.1712**	**0.3642**		**1,133.8199**

Mitigated Construction Off-Site

	ROG	NOx	CO	SO2	Fugitive PM10	Exhaust PM10	PM10 Total	Fugitive PM2.5	Exhaust PM2.5	PM2.5 Total	Bio- CO2	NBio- CO2	Total CO2	CH4	N2O	CO2e
Category	lb/day										lb/day					
Hauling	0.0000	0.0000	0.0000	0.0000	0.0000	0.0000	0.0000	0.0000	0.0000	0.0000		0.0000	0.0000	0.0000		0.0000
Vendor	0.0274	0.1460	0.4014	9.3000e-004	0.0266	3.3400e-003	0.0299	7.5700e-003	3.0800e-003	0.0107		87.4462	87.4462	6.4000e-004		87.4595
Worker	0.0103	0.0122	0.1130	4.9000e-004	0.0411	3.1000e-004	0.0414	0.0109	2.9000e-004	0.0112		32.0502	32.0502	1.3700e-003		32.0789
Total	**0.0377**	**0.1582**	**0.5144**	**1.4200e-003**	**0.0676**	**3.6500e-003**	**0.0713**	**0.0185**	**3.3700e-003**	**0.0218**		**119.4964**	**119.4964**	**2.0100e-003**		**119.5384**

3.3 Grading - 2026

Unmitigated Construction On-Site

	ROG	NOx	CO	SO2	Fugitive PM10	Exhaust PM10	PM10 Total	Fugitive PM2.5	Exhaust PM2.5	PM2.5 Total	Bio- CO2	NBio- CO2	Total CO2	CH4	N2O	CO2e
Category	lb/day										lb/day					
Fugitive Dust					6.0889	0.0000	6.0889	3.3175	0.0000	3.3175			0.0000			0.0000
Off-Road	1.1026	9.9021	12.7773	0.0201		0.4368	0.4368		0.4027	0.4027		1,937.9541	1,937.9541	0.6192		1,950.9573
Total	**1.1026**	**9.9021**	**12.7773**	**0.0201**	**6.0889**	**0.4368**	**6.5258**	**3.3175**	**0.4027**	**3.7201**		**1,937.9541**	**1,937.9541**	**0.6192**		**1,950.9573**

Unmitigated Construction Off-Site

	ROG	NOx	CO	SO2	Fugitive PM10	Exhaust PM10	PM10 Total	Fugitive PM2.5	Exhaust PM2.5	PM2.5 Total	Bio- CO2	NBio- CO2	Total CO2	CH4	N2O	CO2e
Category	lb/day										lb/day					
Hauling	0.1484	1.0486	1.9530	7.3800e-003	0.1743	0.0304	0.2047	0.0477	0.0280	0.0757		693.6717	693.6717	4.9100e-003		693.7748
Vendor	0.0000	0.0000	0.0000	0.0000	0.0000	0.0000	0.0000	0.0000	0.0000	0.0000		0.0000	0.0000	0.0000		0.0000
Worker	0.0268	0.0317	0.2937	1.2700e-003	0.1068	8.0000e-004	0.1076	0.0283	7.4000e-004	0.0291		83.3304	83.3304	3.5500e-003		83.4050
Total	**0.1752**	**1.0803**	**2.2467**	**8.6500e-003**	**0.2811**	**0.0312**	**0.3123**	**0.0761**	**0.0287**	**0.1048**		**777.0021**	**777.0021**	**8.4600e-003**		**777.1799**

Mitigated Construction On-Site

	ROG	NOx	CO	SO2	Fugitive PM10	Exhaust PM10	PM10 Total	Fugitive PM2.5	Exhaust PM2.5	PM2.5 Total	Bio- CO2	NBio- CO2	Total CO2	CH4	N2O	CO2e

Category	lb/day										lb/day					
Fugitive Dust					6.0889	0.0000	6.0889	3.3175	0.0000	3.3175			0.0000			0.0000
Off-Road	1.1026	9.9021	12.7773	0.0201		0.4368	0.4368		0.4027	0.4027	0.0000	1,937.9541	1,937.9541	0.6192		1,950.9573
Total	**1.1026**	**9.9021**	**12.7773**	**0.0201**	**6.0889**	**0.4368**	**6.5258**	**3.3175**	**0.4027**	**3.7201**	**0.0000**	**1,937.9541**	**1,937.9541**	**0.6192**		**1,950.9573**

Mitigated Construction Off-Site

	ROG	NOx	CO	SO2	Fugitive PM10	Exhaust PM10	PM10 Total	Fugitive PM2.5	Exhaust PM2.5	PM2.5 Total	Bio- CO2	NBio- CO2	Total CO2	CH4	N2O	CO2e
Category	lb/day										lb/day					
Hauling	0.1484	1.0486	1.9530	7.3800e-003	0.1743	0.0304	0.2047	0.0477	0.0280	0.0757		693.6717	693.6717	4.9100e-003		693.7748
Vendor	0.0000	0.0000	0.0000	0.0000	0.0000	0.0000	0.0000	0.0000	0.0000	0.0000		0.0000	0.0000	0.0000		0.0000
Worker	0.0268	0.0317	0.2937	1.2700e-003	0.1068	8.0000e-004	0.1076	0.0283	7.4000e-004	0.0291		83.3304	83.3304	3.5500e-003		83.4050
Total	**0.1752**	**1.0803**	**2.2467**	**8.6500e-003**	**0.2811**	**0.0312**	**0.3123**	**0.0761**	**0.0287**	**0.1048**		**777.0021**	**777.0021**	**8.4600e-003**		**777.1799**

3.4 Building Construction - 2026

Unmitigated Construction On-Site

	ROG	NOx	CO	SO2	Fugitive PM10	Exhaust PM10	PM10 Total	Fugitive PM2.5	Exhaust PM2.5	PM2.5 Total	Bio- CO2	NBio- CO2	Total CO2	CH4	N2O	CO2e
Category	lb/day										lb/day					
Off-Road	1.1332	9.3481	12.1488	0.0205		0.3625	0.3625		0.3477	0.3477		1,893.9660	1,893.9660	0.3393		1,901.0911
Total	**1.1332**	**9.3481**	**12.1488**	**0.0205**		**0.3625**	**0.3625**		**0.3477**	**0.3477**		**1,893.9660**	**1,893.9660**	**0.3393**		**1,901.0911**

Unmitigated Construction Off-Site

	ROG	NOx	CO	SO2	Fugitive PM10	Exhaust PM10	PM10 Total	Fugitive PM2.5	Exhaust PM2.5	PM2.5 Total	Bio- CO2	NBio- CO2	Total CO2	CH4	N2O	CO2e
Category	lb/day										lb/day					
Hauling	0.0000	0.0000	0.0000	0.0000	0.0000	0.0000	0.0000	0.0000	0.0000	0.0000		0.0000	0.0000	0.0000		0.0000
Vendor	0.0137	0.0730	0.2007	4.7000e-004	0.0133	1.6700e-003	0.0150	3.7900e-003	1.5400e-003	5.3300e-003		43.7231	43.7231	3.2000e-004		43.7298
Worker	0.0371	0.0440	0.4067	1.7600e-003	0.1479	1.1100e-003	0.1490	0.0392	1.0300e-003	0.0403		115.3806	115.3806	4.9200e-003		115.4839
Total	**0.0508**	**0.1169**	**0.6074**	**2.2300e-003**	**0.1612**	**2.7800e-003**	**0.1639**	**0.0430**	**2.5700e-003**	**0.0456**		**159.1037**	**159.1037**	**5.2400e-003**		**159.2137**

Mitigated Construction On-Site

	ROG	NOx	CO	SO2	Fugitive PM10	Exhaust PM10	PM10 Total	Fugitive PM2.5	Exhaust PM2.5	PM2.5 Total	Bio- CO2	NBio- CO2	Total CO2	CH4	N2O	CO2e
Category	lb/day										lb/day					
Off-Road	1.1332	9.3481	12.1488	0.0205		0.3625	0.3625		0.3477	0.3477	0.0000	1,893.9660	1,893.9660	0.3393		1,901.0911
Total	**1.1332**	**9.3481**	**12.1488**	**0.0205**		**0.3625**	**0.3625**		**0.3477**	**0.3477**	**0.0000**	**1,893.9660**	**1,893.9660**	**0.3393**		**1,901.0911**

Mitigated Construction Off-Site

	ROG	NOx	CO	SO2	Fugitive PM10	Exhaust PM10	PM10 Total	Fugitive PM2.5	Exhaust PM2.5	PM2.5 Total	Bio- CO2	NBio- CO2	Total CO2	CH4	N2O	CO2e
Category	lb/day										lb/day					
Hauling	0.0000	0.0000	0.0000	0.0000	0.0000	0.0000	0.0000	0.0000	0.0000	0.0000		0.0000	0.0000	0.0000		0.0000
Vendor	0.0137	0.0730	0.2007	4.7000e-004	0.0133	1.6700e-003	0.0150	3.7900e-003	1.5400e-003	5.3300e-003		43.7231	43.7231	3.2000e-004		43.7298
Worker	0.0371	0.0440	0.4067	1.7600e-003	0.1479	1.1100e-003	0.1490	0.0392	1.0300e-003	0.0403		115.3806	115.3806	4.9200e-003		115.4839
Total	**0.0508**	**0.1169**	**0.6074**	**2.2300e-003**	**0.1612**	**2.7800e-003**	**0.1639**	**0.0430**	**2.5700e-003**	**0.0456**		**159.1037**	**159.1037**	**5.2400e-003**		**159.2137**

3.4 Building Construction - 2027

Unmitigated Construction On-Site

	ROG	NOx	CO	SO2	Fugitive PM10	Exhaust PM10	PM10 Total	Fugitive PM2.5	Exhaust PM2.5	PM2.5 Total	Bio- CO2	NBio- CO2	Total CO2	CH4	N2O	CO2e
Category	lb/day										lb/day					
Off-Road	1.1332	9.3481	12.1488	0.0205		0.3625	0.3625		0.3477	0.3477		1,893.9660	1,893.9660	0.3393		1,901.0911
Total	**1.1332**	**9.3481**	**12.1488**	**0.0205**		**0.3625**	**0.3625**		**0.3477**	**0.3477**		**1,893.9660**	**1,893.9660**	**0.3393**		**1,901.0911**

Unmitigated Construction Off-Site

	ROG	NOx	CO	SO2	Fugitive PM10	Exhaust PM10	PM10 Total	Fugitive PM2.5	Exhaust PM2.5	PM2.5 Total	Bio- CO2	NBio- CO2	Total CO2	CH4	N2O	CO2e
Category	lb/day										lb/day					

Hauling	0.0000	0.0000	0.0000	0.0000	0.0000	0.0000	0.0000	0.0000	0.0000	0.0000		0.0000	0.0000	0.0000		0.0000
Vendor	0.0133	0.0723	0.1950	4.7000e-004	0.0133	1.6700e-003	0.0150	3.7900e-003	1.5400e-003	5.3300e-003		43.7284	43.7284	3.2000e-004		43.7351
Worker	0.0359	0.0426	0.3942	1.7600e-003	0.1479	1.1200e-003	0.1490	0.0392	1.0400e-003	0.0403		114.3263	114.3263	4.8200e-003		114.4275
Total	**0.0493**	**0.1149**	**0.5892**	**2.2300e-003**	**0.1612**	**2.7900e-003**	**0.1639**	**0.0430**	**2.5800e-003**	**0.0456**		**158.0547**	**158.0547**	**5.1400e-003**		**158.1626**

Mitigated Construction On-Site

	ROG	NOx	CO	SO2	Fugitive PM10	Exhaust PM10	PM10 Total	Fugitive PM2.5	Exhaust PM2.5	PM2.5 Total	Bio- CO2	NBio- CO2	Total CO2	CH4	N2O	CO2e
Category	lb/day										lb/day					
Off-Road	1.1332	9.3481	12.1488	0.0205		0.3625	0.3625		0.3477	0.3477	0.0000	1,893.9660	1,893.9660	0.3393		1,901.0911
Total	**1.1332**	**9.3481**	**12.1488**	**0.0205**		**0.3625**	**0.3625**		**0.3477**	**0.3477**	**0.0000**	**1,893.9660**	**1,893.9660**	**0.3393**		**1,901.0911**

Mitigated Construction Off-Site

	ROG	NOx	CO	SO2	Fugitive PM10	Exhaust PM10	PM10 Total	Fugitive PM2.5	Exhaust PM2.5	PM2.5 Total	Bio- CO2	NBio- CO2	Total CO2	CH4	N2O	CO2e
Category	lb/day										lb/day					
Hauling	0.0000	0.0000	0.0000	0.0000	0.0000	0.0000	0.0000	0.0000	0.0000	0.0000		0.0000	0.0000	0.0000		0.0000
Vendor	0.0133	0.0723	0.1950	4.7000e-004	0.0133	1.6700e-003	0.0150	3.7900e-003	1.5400e-003	5.3300e-003		43.7284	43.7284	3.2000e-004		43.7351
Worker	0.0359	0.0426	0.3942	1.7600e-003	0.1479	1.1200e-003	0.1490	0.0392	1.0400e-003	0.0403		114.3263	114.3263	4.8200e-003		114.4275
Total	**0.0493**	**0.1149**	**0.5892**	**2.2300e-003**	**0.1612**	**2.7900e-003**	**0.1639**	**0.0430**	**2.5800e-003**	**0.0456**		**158.0547**	**158.0547**	**5.1400e-003**		**158.1626**

3.4 Building Construction - 2028

Unmitigated Construction On-Site

	ROG	NOx	CO	SO2	Fugitive PM10	Exhaust PM10	PM10 Total	Fugitive PM2.5	Exhaust PM2.5	PM2.5 Total	Bio- CO2	NBio- CO2	Total CO2	CH4	N2O	CO2e
Category	lb/day										lb/day					
Off-Road	1.1332	9.3481	12.1488	0.0205		0.3625	0.3625		0.3477	0.3477		1,893.9660	1,893.9660	0.3393		1,901.0911
Total	**1.1332**	**9.3481**	**12.1488**	**0.0205**		**0.3625**	**0.3625**		**0.3477**	**0.3477**		**1,893.9660**	**1,893.9660**	**0.3393**		**1,901.0911**

Unmitigated Construction Off-Site

	ROG	NOx	CO	SO2	Fugitive PM10	Exhaust PM10	PM10 Total	Fugitive PM2.5	Exhaust PM2.5	PM2.5 Total	Bio- CO2	NBio- CO2	Total CO2	CH4	N2O	CO2e
Category	lb/day										lb/day					
Hauling	0.0000	0.0000	0.0000	0.0000	0.0000	0.0000	0.0000	0.0000	0.0000	0.0000		0.0000	0.0000	0.0000		0.0000
Vendor	0.0132	0.0716	0.1936	4.7000e-004	0.0133	1.6700e-003	0.0150	3.7900e-003	1.5400e-003	5.3300e-003		43.7346	43.7346	3.2000e-004		43.7413
Worker	0.0348	0.0413	0.3830	1.7600e-003	0.1479	1.1300e-003	0.1490	0.0392	1.0500e-003	0.0403		113.4286	113.4286	4.7200e-003		113.5278
Total	**0.0480**	**0.1130**	**0.5765**	**2.2300e-003**	**0.1612**	**2.8000e-003**	**0.1640**	**0.0430**	**2.5900e-003**	**0.0456**		**157.1633**	**157.1633**	**5.0400e-003**		**157.2691**

Mitigated Construction On-Site

	ROG	NOx	CO	SO2	Fugitive PM10	Exhaust PM10	PM10 Total	Fugitive PM2.5	Exhaust PM2.5	PM2.5 Total	Bio- CO2	NBio- CO2	Total CO2	CH4	N2O	CO2e
Category	lb/day										lb/day					
Off-Road	1.1332	9.3481	12.1488	0.0205		0.3625	0.3625		0.3477	0.3477	0.0000	1,893.9660	1,893.9660	0.3393		1,901.0911
Total	**1.1332**	**9.3481**	**12.1488**	**0.0205**		**0.3625**	**0.3625**		**0.3477**	**0.3477**	**0.0000**	**1,893.9660**	**1,893.9660**	**0.3393**		**1,901.0911**

Mitigated Construction Off-Site

	ROG	NOx	CO	SO2	Fugitive PM10	Exhaust PM10	PM10 Total	Fugitive PM2.5	Exhaust PM2.5	PM2.5 Total	Bio- CO2	NBio- CO2	Total CO2	CH4	N2O	CO2e
Category	lb/day										lb/day					
Hauling	0.0000	0.0000	0.0000	0.0000	0.0000	0.0000	0.0000	0.0000	0.0000	0.0000		0.0000	0.0000	0.0000		0.0000
Vendor	0.0132	0.0716	0.1936	4.7000e-004	0.0133	1.6700e-003	0.0150	3.7900e-003	1.5400e-003	5.3300e-003		43.7346	43.7346	3.2000e-004		43.7413
Worker	0.0348	0.0413	0.3830	1.7600e-003	0.1479	1.1300e-003	0.1490	0.0392	1.0500e-003	0.0403		113.4286	113.4286	4.7200e-003		113.5278
Total	**0.0480**	**0.1130**	**0.5765**	**2.2300e-003**	**0.1612**	**2.8000e-003**	**0.1640**	**0.0430**	**2.5900e-003**	**0.0456**		**157.1633**	**157.1633**	**5.0400e-003**		**157.2691**

3.5 Paving - 2028

Unmitigated Construction On-Site

	ROG	NOx	CO	SO2	Fugitive PM10	Exhaust PM10	PM10 Total	Fugitive PM2.5	Exhaust PM2.5	PM2.5 Total	Bio- CO2	NBio- CO2	Total CO2	CH4	N2O	CO2e
Category	lb/day										lb/day					
Off-Road	0.3117	2.7678	5.2923	8.5300e-003		0.1329	0.1329		0.1223	0.1223		825.8364	825.8364	0.2671		831.4453

Paving	0.0000					0.0000	0.0000		0.0000	0.0000			0.0000			0.0000
Total	**0.3117**	**2.7678**	**5.2923**	**8.5300e-003**		**0.1329**	**0.1329**		**0.1223**	**0.1223**		**825.8364**	**825.8364**	**0.2671**		**831.4453**

Unmitigated Construction Off-Site

	ROG	NOx	CO	SO2	Fugitive PM10	Exhaust PM10	PM10 Total	Fugitive PM2.5	Exhaust PM2.5	PM2.5 Total	Bio- CO2	NBio- CO2	Total CO2	CH4	N2O	CO2e
Category	lb/day										lb/day					
Hauling	0.0000	0.0000	0.0000	0.0000	0.0000	0.0000	0.0000	0.0000	0.0000	0.0000		0.0000	0.0000	0.0000		0.0000
Vendor	0.0000	0.0000	0.0000	0.0000	0.0000	0.0000	0.0000	0.0000	0.0000	0.0000		0.0000	0.0000	0.0000		0.0000
Worker	9.6700e-003	0.0115	0.1064	4.9000e-004	0.0411	3.1000e-004	0.0414	0.0109	2.9000e-004	0.0112		31.5080	31.5080	1.3100e-003		31.5355
Total	**9.6700e-003**	**0.0115**	**0.1064**	**4.9000e-004**	**0.0411**	**3.1000e-004**	**0.0414**	**0.0109**	**2.9000e-004**	**0.0112**		**31.5080**	**31.5080**	**1.3100e-003**		**31.5355**

Mitigated Construction On-Site

	ROG	NOx	CO	SO2	Fugitive PM10	Exhaust PM10	PM10 Total	Fugitive PM2.5	Exhaust PM2.5	PM2.5 Total	Bio- CO2	NBio- CO2	Total CO2	CH4	N2O	CO2e
Category	lb/day										lb/day					
Off-Road	0.3117	2.7678	5.2923	8.5300e-003		0.1329	0.1329		0.1223	0.1223	0.0000	825.8364	825.8364	0.2671		831.4453
Paving	0.0000					0.0000	0.0000		0.0000	0.0000			0.0000			0.0000
Total	**0.3117**	**2.7678**	**5.2923**	**8.5300e-003**		**0.1329**	**0.1329**		**0.1223**	**0.1223**	**0.0000**	**825.8364**	**825.8364**	**0.2671**		**831.4453**

Mitigated Construction Off-Site

	ROG	NOx	CO	SO2	Fugitive PM10	Exhaust PM10	PM10 Total	Fugitive PM2.5	Exhaust PM2.5	PM2.5 Total	Bio- CO2	NBio- CO2	Total CO2	CH4	N2O	CO2e
Category	lb/day										lb/day					
Hauling	0.0000	0.0000	0.0000	0.0000	0.0000	0.0000	0.0000	0.0000	0.0000	0.0000		0.0000	0.0000	0.0000		0.0000
Vendor	0.0000	0.0000	0.0000	0.0000	0.0000	0.0000	0.0000	0.0000	0.0000	0.0000		0.0000	0.0000	0.0000		0.0000
Worker	9.6700e-003	0.0115	0.1064	4.9000e-004	0.0411	3.1000e-004	0.0414	0.0109	2.9000e-004	0.0112		31.5080	31.5080	1.3100e-003		31.5355
Total	**9.6700e-003**	**0.0115**	**0.1064**	**4.9000e-004**	**0.0411**	**3.1000e-004**	**0.0414**	**0.0109**	**2.9000e-004**	**0.0112**		**31.5080**	**31.5080**	**1.3100e-003**		**31.5355**

4.0 Operational Detail - Mobile

4.1 Mitigation Measures Mobile

	ROG	NOx	CO	SO2	Fugitive PM10	Exhaust PM10	PM10 Total	Fugitive PM2.5	Exhaust PM2.5	PM2.5 Total	Bio- CO2	NBio- CO2	Total CO2	CH4	N2O	CO2e
Category	lb/day										lb/day					
Mitigated	0.0000	0.0000	0.0000	0.0000	0.0000	0.0000	0.0000	0.0000	0.0000	0.0000		0.0000	0.0000	0.0000		0.0000
Unmitigated	0.0000	0.0000	0.0000	0.0000	0.0000	0.0000	0.0000	0.0000	0.0000	0.0000		0.0000	0.0000	0.0000		0.0000

4.2 Trip Summary Information

	Average Daily Trip Rate			Unmitigated	Mitigated
Land Use	Weekday	Saturday	Sunday	Annual VMT	Annual VMT
User Defined Industrial	0.00	0.00	0.00		
Total	0.00	0.00	0.00		

4.3 Trip Type Information

	Miles			Trip %			Trip Purpose %		
Land Use	H-W or C-W	H-S or C-C	H-O or C-NW	H-W or C-W	H-S or C-C	H-O or C-NW	Primary	Diverted	Pass-by
User Defined Industrial	9.50	7.30	7.30	0.00	0.00	0.00	0	0	0

LDA	LDT1	LDT2	MDV	LHD1	LHD2	MHD	HHD	OBUS	UBUS	MCY	SBUS	MH
0.511923	0.073395	0.191568	0.130918	0.036235	0.005199	0.012665	0.023708	0.001889	0.002027	0.006511	0.000534	0.003431

5.0 Energy Detail

4.4 Fleet Mix

Historical Energy Use: N

5.1 Mitigation Measures Energy

	ROG	NOx	CO	SO2	Fugitive PM10	Exhaust PM10	PM10 Total	Fugitive PM2.5	Exhaust PM2.5	PM2.5 Total	Bio- CO2	NBio- CO2	Total CO2	CH4	N2O	CO2e
Category	lb/day										lb/day					
NaturalGas Mitigated	0.0000	0.0000	0.0000	0.0000		0.0000	0.0000		0.0000	0.0000		0.0000	0.0000	0.0000	0.0000	0.0000
NaturalGas Unmitigated	0.0000	0.0000	0.0000	0.0000		0.0000	0.0000		0.0000	0.0000		0.0000	0.0000	0.0000	0.0000	0.0000

5.2 Energy by Land Use - NaturalGas

Unmitigated

	NaturalGas Use	ROG	NOx	CO	SO2	Fugitive PM10	Exhaust PM10	PM10 Total	Fugitive PM2.5	Exhaust PM2.5	PM2.5 Total	Bio- CO2	NBio- CO2	Total CO2	CH4	N2O	CO2e

Land Use	kBTU/yr	lb/day										lb/day					
User Defined Industrial	0	0.0000	0.0000	0.0000	0.0000		0.0000	0.0000		0.0000	0.0000		0.0000	0.0000	0.0000	0.0000	0.0000
Total		**0.0000**	**0.0000**	**0.0000**	**0.0000**		**0.0000**	**0.0000**		**0.0000**	**0.0000**		**0.0000**	**0.0000**	**0.0000**	**0.0000**	**0.0000**

Mitigated

	NaturalGas Use	ROG	NOx	CO	SO2	Fugitive PM10	Exhaust PM10	PM10 Total	Fugitive PM2.5	Exhaust PM2.5	PM2.5 Total	Bio- CO2	NBio- CO2	Total CO2	CH4	N2O	CO2e
Land Use	kBTU/yr	lb/day										lb/day					
User Defined Industrial	0	0.0000	0.0000	0.0000	0.0000		0.0000	0.0000		0.0000	0.0000		0.0000	0.0000	0.0000	0.0000	0.0000
Total		**0.0000**	**0.0000**	**0.0000**	**0.0000**		**0.0000**	**0.0000**		**0.0000**	**0.0000**		**0.0000**	**0.0000**	**0.0000**	**0.0000**	**0.0000**

6.0 Area Detail

6.1 Mitigation Measures Area

	ROG	NOx	CO	SO2	Fugitive PM10	Exhaust PM10	PM10 Total	Fugitive PM2.5	Exhaust PM2.5	PM2.5 Total	Bio- CO2	NBio- CO2	Total CO2	CH4	N2O	CO2e
Category	lb/day										lb/day					
Mitigated	1.0000e-005	0.0000	1.0000e-004	0.0000		0.0000	0.0000		0.0000	0.0000		2.2000e-004	2.2000e-004	0.0000		2.3000e-004
Unmitigated	1.0000e-005	0.0000	1.0000e-004	0.0000		0.0000	0.0000		0.0000	0.0000		2.2000e-004	2.2000e-004	0.0000		2.3000e-004

6.2 Area by SubCategory

Unmitigated

	ROG	NOx	CO	SO2	Fugitive PM10	Exhaust PM10	PM10 Total	Fugitive PM2.5	Exhaust PM2.5	PM2.5 Total	Bio- CO2	NBio- CO2	Total CO2	CH4	N2O	CO2e
SubCategory	lb/day										lb/day					
Consumer Products	0.0000					0.0000	0.0000		0.0000	0.0000			0.0000			0.0000
Landscaping	1.0000e-005	0.0000	1.0000e-004	0.0000		0.0000	0.0000		0.0000	0.0000		2.2000e-004	2.2000e-004	0.0000		2.3000e-004
Architectural Coating	0.0000					0.0000	0.0000		0.0000	0.0000			0.0000			0.0000
Total	**1.0000e-005**	**0.0000**	**1.0000e-004**	**0.0000**		**0.0000**	**0.0000**		**0.0000**	**0.0000**		**2.2000e-004**	**2.2000e-004**	**0.0000**		**2.3000e-004**

Mitigated

	ROG	NOx	CO	SO2	Fugitive PM10	Exhaust PM10	PM10 Total	Fugitive PM2.5	Exhaust PM2.5	PM2.5 Total	Bio- CO2	NBio- CO2	Total CO2	CH4	N2O	CO2e
SubCategory	lb/day										lb/day					
Consumer Products	0.0000					0.0000	0.0000		0.0000	0.0000			0.0000			0.0000
Landscaping	1.0000e-005	0.0000	1.0000e-004	0.0000		0.0000	0.0000		0.0000	0.0000		2.2000e-004	2.2000e-004	0.0000		2.3000e-004
Architectural Coating	0.0000					0.0000	0.0000		0.0000	0.0000			0.0000			0.0000
Total	**1.0000e-005**	**0.0000**	**1.0000e-004**	**0.0000**		**0.0000**	**0.0000**		**0.0000**	**0.0000**		**2.2000e-004**	**2.2000e-004**	**0.0000**		**2.3000e-004**

7.0 Water Detail

7.1 Mitigation Measures Water

8.0 Waste Detail

8.1 Mitigation Measures Waste

9.0 Operational Offroad

Equipment Type	Number	Hours/Day	Days/Year	Horse Power	Load Factor	Fuel Type

10.0 Vegetation

CDRAWPF Const

San Diego Air Basin, Winter

1.0 Project Characteristics

1.1 Land Usage

Land Uses	Size	Metric	Lot Acreage	Floor Surface Area	Population
User Defined Industrial	1.00	User Defined Unit	11.00	0.00	0

1.2 Other Project Characteristics

Urbanization	Urban	**Wind Speed (m/s)**	2.6	**Precipitation Freq (Days)**	40
Climate Zone	13			**Operational Year**	2025
Utility Company	San Diego Gas & Electric				
CO2 Intensity (lb/MWhr)	720.49	**CH4 Intensity (lb/MWhr)**	0.029	**N2O Intensity (lb/MWhr)**	0.006

1.3 User Entered Comments & Non-Default Data

Project Characteristics -

Land Use - Modified

Construction Phase - Modified

Off-road Equipment - Modified

Off-road Equipment - Modified

Off-road Equipment - Modified

Off-road Equipment - Modified

Grading - Modified

Table Name	Column Name	Default Value	New Value
tblConstructionPhase	NumDays	300.00	443.00
tblConstructionPhase	NumDays	30.00	40.00

tblConstructionPhase	NumDays	10.00	20.00
tblGrading	AcresOfGrading	0.00	11.00
tblGrading	MaterialExported	0.00	160.00
tblLandUse	LotAcreage	0.00	11.00
tblOffRoadEquipment	OffRoadEquipmentUnitAmount	2.00	1.00
tblOffRoadEquipment	OffRoadEquipmentUnitAmount	3.00	1.00
tblOffRoadEquipment	OffRoadEquipmentUnitAmount	1.00	0.00
tblOffRoadEquipment	OffRoadEquipmentUnitAmount	2.00	1.00
tblOffRoadEquipment	OffRoadEquipmentUnitAmount	2.00	1.00
tblOffRoadEquipment	OffRoadEquipmentUnitAmount	2.00	0.00
tblOffRoadEquipment	OffRoadEquipmentUnitAmount	3.00	1.00
tblOffRoadEquipment	OffRoadEquipmentUnitAmount	2.00	0.00
tblOffRoadEquipment	OffRoadEquipmentUnitAmount	3.00	2.00
tblOffRoadEquipment	OffRoadEquipmentUnitAmount	4.00	1.00
tblOffRoadEquipment	OffRoadEquipmentUnitAmount	1.00	2.00
tblOffRoadEquipment	UsageHours	7.00	4.00
tblProjectCharacteristics	OperationalYear	2014	2025
tblTripsAndVMT	HaulingTripNumber	20.00	400.00
tblTripsAndVMT	VendorTripNumber	0.00	4.00

2.0 Emissions Summary

2.1 Overall Construction (Maximum Daily Emission)

Unmitigated Construction

	ROG	NOx	CO	SO2	Fugitive PM10	Exhaust PM10	PM10 Total	Fugitive PM2.5	Exhaust PM2.5	PM2.5 Total	Bio- CO2	NBio- CO2	Total CO2	CH4	N2O	CO2e
Year	lb/day										lb/day					
2026	1.3108	11.3162	15.5814	0.0296	6.5954	0.4815	7.0769	3.4179	0.4438	3.8617	0.0000	2,790.4702	2,790.4702	0.6521	0.0000	2,804.1641

2027	1.1771	9.7842	12.8479	0.0215	0.0000	0.3815	0.3815	0.0000	0.3652	0.3652	0.0000	1,987.9838	1,987.9838	0.3697	0.0000	1,995.7475
2028	1.1771	9.7842	12.8479	0.0215	0.0411	0.3815	0.3815	0.0109	0.3652	0.3652	0.0000	1,987.9838	1,987.9838	0.3697	0.0000	1,995.7475
Total	**3.6650**	**30.8845**	**41.2772**	**0.0726**	**6.6365**	**1.2446**	**7.8400**	**3.4288**	**1.1741**	**4.5920**	**0.0000**	**6,766.4378**	**6,766.4378**	**1.3915**	**0.0000**	**6,795.6591**

Mitigated Construction

	ROG	NOx	CO	SO2	Fugitive PM10	Exhaust PM10	PM10 Total	Fugitive PM2.5	Exhaust PM2.5	PM2.5 Total	Bio- CO2	NBio- CO2	Total CO2	CH4	N2O	CO2e
Year	lb/day										lb/day					
2026	1.3108	11.3162	15.5814	0.0296	6.5954	0.4815	7.0769	3.4179	0.4438	3.8617	0.0000	2,790.4702	2,790.4702	0.6521	0.0000	2,804.1641
2027	1.1771	9.7842	12.8479	0.0215	0.0000	0.3815	0.3815	0.0000	0.3652	0.3652	0.0000	1,987.9838	1,987.9838	0.3697	0.0000	1,995.7475
2028	1.1771	9.7842	12.8479	0.0215	0.0411	0.3815	0.3815	0.0109	0.3652	0.3652	0.0000	1,987.9838	1,987.9838	0.3697	0.0000	1,995.7475
Total	**3.6650**	**30.8845**	**41.2772**	**0.0726**	**6.6365**	**1.2446**	**7.8400**	**3.4288**	**1.1741**	**4.5920**	**0.0000**	**6,766.4378**	**6,766.4378**	**1.3915**	**0.0000**	**6,795.6590**

	ROG	**NOx**	**CO**	**SO2**	**Fugitive PM10**	**Exhaust PM10**	**PM10 Total**	**Fugitive PM2.5**	**Exhaust PM2.5**	**PM2.5 Total**	**Bio- CO2**	**NBio-CO2**	**Total CO2**	**CH4**	**N20**	**CO2e**
Percent Reduction	**0.00**	**0.00**	**0.00**	**0.00**	**0.00**	**0.00**	**0.00**	**0.00**	**0.00**	**0.00**	**0.00**	**0.00**	**0.00**	**0.00**	**0.00**	**0.00**

2.2 Overall Operational

Unmitigated Operational

	ROG	NOx	CO	SO2	Fugitive PM10	Exhaust PM10	PM10 Total	Fugitive PM2.5	Exhaust PM2.5	PM2.5 Total	Bio- CO2	NBio- CO2	Total CO2	CH4	N2O	CO2e
Category	lb/day										lb/day					
Area	1.0000e-005	0.0000	1.0000e-004	0.0000		0.0000	0.0000		0.0000	0.0000		2.2000e-004	2.2000e-004	0.0000		2.3000e-004

Energy	0.0000	0.0000	0.0000	0.0000		0.0000	0.0000		0.0000	0.0000		0.0000	0.0000	0.0000	0.0000	0.0000
Mobile	0.0000	0.0000	0.0000	0.0000	0.0000	0.0000	0.0000	0.0000	0.0000	0.0000		0.0000	0.0000	0.0000		0.0000
Total	**1.0000e-005**	**0.0000**	**1.0000e-004**	**0.0000**	**0.0000**	**0.0000**	**0.0000**	**0.0000**	**0.0000**	**0.0000**		**2.2000e-004**	**2.2000e-004**	**0.0000**	**0.0000**	**2.3000e-004**

Mitigated Operational

	ROG	NOx	CO	SO2	Fugitive PM10	Exhaust PM10	PM10 Total	Fugitive PM2.5	Exhaust PM2.5	PM2.5 Total	Bio- CO2	NBio- CO2	Total CO2	CH4	N2O	CO2e
Category	lb/day										lb/day					
Area	1.0000e-005	0.0000	1.0000e-004	0.0000		0.0000	0.0000		0.0000	0.0000		2.2000e-004	2.2000e-004	0.0000		2.3000e-004
Energy	0.0000	0.0000	0.0000	0.0000		0.0000	0.0000		0.0000	0.0000		0.0000	0.0000	0.0000	0.0000	0.0000
Mobile	0.0000	0.0000	0.0000	0.0000	0.0000	0.0000	0.0000	0.0000	0.0000	0.0000		0.0000	0.0000	0.0000		0.0000
Total	**1.0000e-005**	**0.0000**	**1.0000e-004**	**0.0000**	**0.0000**	**0.0000**	**0.0000**	**0.0000**	**0.0000**	**0.0000**		**2.2000e-004**	**2.2000e-004**	**0.0000**	**0.0000**	**2.3000e-004**

	ROG	**NOx**	**CO**	**SO2**	**Fugitive PM10**	**Exhaust PM10**	**PM10 Total**	**Fugitive PM2.5**	**Exhaust PM2.5**	**PM2.5 Total**	**Bio- CO2**	**NBio-CO2**	**Total CO2**	**CH4**	**N20**	**CO2e**
Percent Reduction	**0.00**	**0.00**	**0.00**	**0.00**	**0.00**	**0.00**	**0.00**	**0.00**	**0.00**	**0.00**	**0.00**	**0.00**	**0.00**	**0.00**	**0.00**	**0.00**

3.0 Construction Detail

Construction Phase

Phase Number	Phase Name	Phase Type	Start Date	End Date	Num Days Week	Num Days	Phase Description
1	Site Preparation	Site Preparation	4/1/2026	4/28/2026	5	20	
2	Grading	Grading	4/29/2026	6/23/2026	5	40	
3	Building Construction	Building Construction	6/24/2026	3/3/2028	5	443	
4	Paving	Paving	3/4/2028	3/31/2028	5	20	

Acres of Grading (Site Preparation Phase): 0

Acres of Grading (Grading Phase): 11

Acres of Paving: 0

Residential Indoor: 0; Residential Outdoor: 0; Non-Residential Indoor: 0; Non-Residential Outdoor: 0 (Architectural Coating – sqft)

OffRoad Equipment

Phase Name	Offroad Equipment Type	Amount	Usage Hours	Horse Power	Load Factor
Site Preparation	Rubber Tired Dozers	1	8.00	255	0.40
Site Preparation	Tractors/Loaders/Backhoes	1	8.00	97	0.37
Grading	Excavators	1	8.00	162	0.38
Grading	Graders	0	8.00	174	0.41
Grading	Plate Compactors	1	8.00	8	0.43
Grading	Rubber Tired Dozers	1	8.00	255	0.40
Grading	Scrapers	0	8.00	361	0.48
Grading	Tractors/Loaders/Backhoes	2	8.00	97	0.37
Building Construction	Cranes	1	4.00	226	0.29
Building Construction	Forklifts	1	8.00	89	0.20
Building Construction	Generator Sets	1	8.00	84	0.74
Building Construction	Tractors/Loaders/Backhoes	2	7.00	97	0.37
Building Construction	Welders	2	8.00	46	0.45
Paving	Pavers	1	8.00	125	0.42
Paving	Paving Equipment	1	8.00	130	0.36
Paving	Rollers	0	8.00	80	0.38

Trips and VMT

Phase Name	Offroad Equipment Count	Worker Trip Number	Vendor Trip Number	Hauling Trip Number	Worker Trip Length	Vendor Trip Length	Hauling Trip Length	Worker Vehicle Class	Vendor Vehicle Class	Hauling Vehicle Class
Site Preparation	2	5.00	4.00	0.00	10.80	7.30	20.00	LD_Mix	HDT_Mix	HHDT
Grading	5	13.00	0.00	400.00	10.80	7.30	20.00	LD_Mix	HDT_Mix	HHDT

Building Construction	7	0.00	0.00	0.00	10.80	7.30	20.00	LD_Mix	HDT_Mix	HHDT
Paving	2	5.00	0.00	0.00	10.80	7.30	20.00	LD_Mix	HDT_Mix	HHDT

3.1 Mitigation Measures Construction

3.2 Site Preparation - 2026

Unmitigated Construction On-Site

	ROG	NOx	CO	SO2	Fugitive PM10	Exhaust PM10	PM10 Total	Fugitive PM2.5	Exhaust PM2.5	PM2.5 Total	Bio- CO2	NBio- CO2	Total CO2	CH4	N2O	CO2e
Category	lb/day										lb/day					
Fugitive Dust					6.0221	0.0000	6.0221	3.3102	0.0000	3.3102			0.0000			0.0000
Off-Road	0.7921	7.3969	7.5527	0.0120		0.3251	0.3251		0.2991	0.2991		1,163.9281	1,163.9281	0.3764		1,171.8333
Total	**0.7921**	**7.3969**	**7.5527**	**0.0120**	**6.0221**	**0.3251**	**6.3472**	**3.3102**	**0.2991**	**3.6093**		**1,163.9281**	**1,163.9281**	**0.3764**		**1,171.8333**

Unmitigated Construction Off-Site

	ROG	NOx	CO	SO2	Fugitive PM10	Exhaust PM10	PM10 Total	Fugitive PM2.5	Exhaust PM2.5	PM2.5 Total	Bio- CO2	NBio- CO2	Total CO2	CH4	N2O	CO2e
Category	lb/day										lb/day					
Hauling	0.0000	0.0000	0.0000	0.0000	0.0000	0.0000	0.0000	0.0000	0.0000	0.0000		0.0000	0.0000	0.0000		0.0000
Vendor	0.0274	0.1460	0.4014	9.3000e-004	0.0266	3.3400e-003	0.0299	7.5700e-003	3.0800e-003	0.0107		87.4462	87.4462	6.4000e-004		87.4595
Worker	0.0103	0.0122	0.1130	4.9000e-004	0.0411	3.1000e-004	0.0414	0.0109	2.9000e-004	0.0112		32.0502	32.0502	1.3700e-003		32.0789
Total	**0.0377**	**0.1582**	**0.5144**	**1.4200e-003**	**0.0676**	**3.6500e-003**	**0.0713**	**0.0185**	**3.3700e-003**	**0.0218**		**119.4964**	**119.4964**	**2.0100e-003**		**119.5384**

Mitigated Construction On-Site

	ROG	NOx	CO	SO2	Fugitive PM10	Exhaust PM10	PM10 Total	Fugitive PM2.5	Exhaust PM2.5	PM2.5 Total	Bio- CO2	NBio- CO2	Total CO2	CH4	N2O	CO2e
Category	lb/day										lb/day					
Fugitive Dust					6.0221	0.0000	6.0221	3.3102	0.0000	3.3102			0.0000			0.0000
Off-Road	0.7921	7.3969	7.5527	0.0120		0.3251	0.3251		0.2991	0.2991	0.0000	1,163.9281	1,163.9281	0.3764		1,171.8333
Total	**0.7921**	**7.3969**	**7.5527**	**0.0120**	**6.0221**	**0.3251**	**6.3472**	**3.3102**	**0.2991**	**3.6093**	**0.0000**	**1,163.9281**	**1,163.9281**	**0.3764**		**1,171.8333**

Mitigated Construction Off-Site

	ROG	NOx	CO	SO2	Fugitive PM10	Exhaust PM10	PM10 Total	Fugitive PM2.5	Exhaust PM2.5	PM2.5 Total	Bio- CO2	NBio- CO2	Total CO2	CH4	N2O	CO2e
Category	lb/day										lb/day					
Hauling	0.0000	0.0000	0.0000	0.0000	0.0000	0.0000	0.0000	0.0000	0.0000	0.0000		0.0000	0.0000	0.0000		0.0000
Vendor	0.0274	0.1460	0.4014	9.3000e-004	0.0266	3.3400e-003	0.0299	7.5700e-003	3.0800e-003	0.0107		87.4462	87.4462	6.4000e-004		87.4595
Worker	0.0103	0.0122	0.1130	4.9000e-004	0.0411	3.1000e-004	0.0414	0.0109	2.9000e-004	0.0112		32.0502	32.0502	1.3700e-003		32.0789
Total	**0.0377**	**0.1582**	**0.5144**	**1.4200e-003**	**0.0676**	**3.6500e-003**	**0.0713**	**0.0185**	**3.3700e-003**	**0.0218**		**119.4964**	**119.4964**	**2.0100e-003**		**119.5384**

3.3 Grading - 2026

Unmitigated Construction On-Site

	ROG	NOx	CO	SO2	Fugitive PM10	Exhaust PM10	PM10 Total	Fugitive PM2.5	Exhaust PM2.5	PM2.5 Total	Bio- CO2	NBio- CO2	Total CO2	CH4	N2O	CO2e

Category	lb/day										lb/day					
Fugitive Dust					6.3143	0.0000	6.3143	3.3418	0.0000	3.3418			0.0000			0.0000
Off-Road	1.1356	10.2358	13.3348	0.0209		0.4503	0.4503		0.4151	0.4151		2,013.4681	2,013.4681	0.6436		2,026.9842
Total	**1.1356**	**10.2358**	**13.3348**	**0.0209**	**6.3143**	**0.4503**	**6.7646**	**3.3418**	**0.4151**	**3.7569**		**2,013.4681**	**2,013.4681**	**0.6436**		**2,026.9842**

Unmitigated Construction Off-Site

	ROG	NOx	CO	SO2	Fugitive PM10	Exhaust PM10	PM10 Total	Fugitive PM2.5	Exhaust PM2.5	PM2.5 Total	Bio- CO2	NBio- CO2	Total CO2	CH4	N2O	CO2e
Category	lb/day										lb/day					
Hauling	0.1484	1.0486	1.9530	7.3800e-003	0.1743	0.0304	0.2047	0.0477	0.0280	0.0757		693.6717	693.6717	4.9100e-003		693.7748
Vendor	0.0000	0.0000	0.0000	0.0000	0.0000	0.0000	0.0000	0.0000	0.0000	0.0000		0.0000	0.0000	0.0000		0.0000
Worker	0.0268	0.0317	0.2937	1.2700e-003	0.1068	8.0000e-004	0.1076	0.0283	7.4000e-004	0.0291		83.3304	83.3304	3.5500e-003		83.4050
Total	**0.1752**	**1.0803**	**2.2467**	**8.6500e-003**	**0.2811**	**0.0312**	**0.3123**	**0.0761**	**0.0287**	**0.1048**		**777.0021**	**777.0021**	**8.4600e-003**		**777.1799**

Mitigated Construction On-Site

	ROG	NOx	CO	SO2	Fugitive PM10	Exhaust PM10	PM10 Total	Fugitive PM2.5	Exhaust PM2.5	PM2.5 Total	Bio- CO2	NBio- CO2	Total CO2	CH4	N2O	CO2e
Category	lb/day										lb/day					
Fugitive Dust					6.3143	0.0000	6.3143	3.3418	0.0000	3.3418			0.0000			0.0000
Off-Road	1.1356	10.2358	13.3348	0.0209		0.4503	0.4503		0.4151	0.4151	0.0000	2,013.4681	2,013.4681	0.6436		2,026.9842

Total	**1.1356**	**10.2358**	**13.3348**	**0.0209**	**6.3143**	**0.4503**	**6.7646**	**3.3418**	**0.4151**	**3.7569**	**0.0000**	**2,013.4681**	**2,013.4681**	**0.6436**		**2,026.9842**

Mitigated Construction Off-Site

	ROG	NOx	CO	SO2	Fugitive PM10	Exhaust PM10	PM10 Total	Fugitive PM2.5	Exhaust PM2.5	PM2.5 Total	Bio- CO2	NBio- CO2	Total CO2	CH4	N2O	CO2e
Category	lb/day										lb/day					
Hauling	0.1484	1.0486	1.9530	7.3800e-003	0.1743	0.0304	0.2047	0.0477	0.0280	0.0757		693.6717	693.6717	4.9100e-003		693.7748
Vendor	0.0000	0.0000	0.0000	0.0000	0.0000	0.0000	0.0000	0.0000	0.0000	0.0000		0.0000	0.0000	0.0000		0.0000
Worker	0.0268	0.0317	0.2937	1.2700e-003	0.1068	8.0000e-004	0.1076	0.0283	7.4000e-004	0.0291		83.3304	83.3304	3.5500e-003		83.4050
Total	**0.1752**	**1.0803**	**2.2467**	**8.6500e-003**	**0.2811**	**0.0312**	**0.3123**	**0.0761**	**0.0287**	**0.1048**		**777.0021**	**777.0021**	**8.4600e-003**		**777.1799**

3.4 Building Construction - 2026

Unmitigated Construction On-Site

	ROG	NOx	CO	SO2	Fugitive PM10	Exhaust PM10	PM10 Total	Fugitive PM2.5	Exhaust PM2.5	PM2.5 Total	Bio- CO2	NBio- CO2	Total CO2	CH4	N2O	CO2e
Category	lb/day										lb/day					
Off-Road	1.1771	9.7842	12.8479	0.0215		0.3815	0.3815		0.3652	0.3652		1,987.9838	1,987.9838	0.3697		1,995.7475
Total	**1.1771**	**9.7842**	**12.8479**	**0.0215**		**0.3815**	**0.3815**		**0.3652**	**0.3652**		**1,987.9838**	**1,987.9838**	**0.3697**		**1,995.7475**

Unmitigated Construction Off-Site

	ROG	NOx	CO	SO2	Fugitive PM10	Exhaust PM10	PM10 Total	Fugitive PM2.5	Exhaust PM2.5	PM2.5 Total	Bio- CO2	NBio- CO2	Total CO2	CH4	N2O	CO2e
Category	lb/day										lb/day					
Hauling	0.0000	0.0000	0.0000	0.0000	0.0000	0.0000	0.0000	0.0000	0.0000	0.0000		0.0000	0.0000	0.0000		0.0000
Vendor	0.0000	0.0000	0.0000	0.0000	0.0000	0.0000	0.0000	0.0000	0.0000	0.0000		0.0000	0.0000	0.0000		0.0000
Worker	0.0000	0.0000	0.0000	0.0000	0.0000	0.0000	0.0000	0.0000	0.0000	0.0000		0.0000	0.0000	0.0000		0.0000
Total	**0.0000**	**0.0000**	**0.0000**	**0.0000**	**0.0000**	**0.0000**	**0.0000**	**0.0000**	**0.0000**	**0.0000**		**0.0000**	**0.0000**	**0.0000**		**0.0000**

Mitigated Construction On-Site

	ROG	NOx	CO	SO2	Fugitive PM10	Exhaust PM10	PM10 Total	Fugitive PM2.5	Exhaust PM2.5	PM2.5 Total	Bio- CO2	NBio- CO2	Total CO2	CH4	N2O	CO2e
Category	lb/day										lb/day					
Off-Road	1.1771	9.7842	12.8479	0.0215		0.3815	0.3815		0.3652	0.3652	0.0000	1,987.9838	1,987.9838	0.3697		1,995.7475
Total	**1.1771**	**9.7842**	**12.8479**	**0.0215**		**0.3815**	**0.3815**		**0.3652**	**0.3652**	**0.0000**	**1,987.9838**	**1,987.9838**	**0.3697**		**1,995.7475**

Mitigated Construction Off-Site

	ROG	NOx	CO	SO2	Fugitive PM10	Exhaust PM10	PM10 Total	Fugitive PM2.5	Exhaust PM2.5	PM2.5 Total	Bio- CO2	NBio- CO2	Total CO2	CH4	N2O	CO2e
Category	lb/day										lb/day					

Hauling	0.0000	0.0000	0.0000	0.0000	0.0000	0.0000	0.0000	0.0000	0.0000	0.0000		0.0000	0.0000	0.0000		0.0000
Vendor	0.0000	0.0000	0.0000	0.0000	0.0000	0.0000	0.0000	0.0000	0.0000	0.0000		0.0000	0.0000	0.0000		0.0000
Worker	0.0000	0.0000	0.0000	0.0000	0.0000	0.0000	0.0000	0.0000	0.0000	0.0000		0.0000	0.0000	0.0000		0.0000
Total	**0.0000**	**0.0000**	**0.0000**	**0.0000**	**0.0000**	**0.0000**	**0.0000**	**0.0000**	**0.0000**	**0.0000**		**0.0000**	**0.0000**	**0.0000**		**0.0000**

3.4 Building Construction - 2027

Unmitigated Construction On-Site

	ROG	NOx	CO	SO2	Fugitive PM10	Exhaust PM10	PM10 Total	Fugitive PM2.5	Exhaust PM2.5	PM2.5 Total	Bio- CO2	NBio- CO2	Total CO2	CH4	N2O	CO2e
Category	lb/day										lb/day					
Off-Road	1.1771	9.7842	12.8479	0.0215		0.3815	0.3815		0.3652	0.3652		1,987.9838	1,987.9838	0.3697		1,995.7475
Total	**1.1771**	**9.7842**	**12.8479**	**0.0215**		**0.3815**	**0.3815**		**0.3652**	**0.3652**		**1,987.9838**	**1,987.9838**	**0.3697**		**1,995.7475**

Unmitigated Construction Off-Site

	ROG	NOx	CO	SO2	Fugitive PM10	Exhaust PM10	PM10 Total	Fugitive PM2.5	Exhaust PM2.5	PM2.5 Total	Bio- CO2	NBio- CO2	Total CO2	CH4	N2O	CO2e
Category	lb/day										lb/day					
Hauling	0.0000	0.0000	0.0000	0.0000	0.0000	0.0000	0.0000	0.0000	0.0000	0.0000		0.0000	0.0000	0.0000		0.0000
Vendor	0.0000	0.0000	0.0000	0.0000	0.0000	0.0000	0.0000	0.0000	0.0000	0.0000		0.0000	0.0000	0.0000		0.0000
Worker	0.0000	0.0000	0.0000	0.0000	0.0000	0.0000	0.0000	0.0000	0.0000	0.0000		0.0000	0.0000	0.0000		0.0000
Total	**0.0000**	**0.0000**	**0.0000**	**0.0000**	**0.0000**	**0.0000**	**0.0000**	**0.0000**	**0.0000**	**0.0000**		**0.0000**	**0.0000**	**0.0000**		**0.0000**

Mitigated Construction On-Site

	ROG	NOx	CO	SO2	Fugitive PM10	Exhaust PM10	PM10 Total	Fugitive PM2.5	Exhaust PM2.5	PM2.5 Total	Bio- CO2	NBio- CO2	Total CO2	CH4	N2O	CO2e
Category	lb/day										lb/day					
Off-Road	1.1771	9.7842	12.8479	0.0215		0.3815	0.3815		0.3652	0.3652	0.0000	1,987.9838	1,987.9838	0.3697		1,995.7475
Total	**1.1771**	**9.7842**	**12.8479**	**0.0215**		**0.3815**	**0.3815**		**0.3652**	**0.3652**	**0.0000**	**1,987.9838**	**1,987.9838**	**0.3697**		**1,995.7475**

Mitigated Construction Off-Site

	ROG	NOx	CO	SO2	Fugitive PM10	Exhaust PM10	PM10 Total	Fugitive PM2.5	Exhaust PM2.5	PM2.5 Total	Bio- CO2	NBio- CO2	Total CO2	CH4	N2O	CO2e
Category	lb/day										lb/day					
Hauling	0.0000	0.0000	0.0000	0.0000	0.0000	0.0000	0.0000	0.0000	0.0000	0.0000		0.0000	0.0000	0.0000		0.0000
Vendor	0.0000	0.0000	0.0000	0.0000	0.0000	0.0000	0.0000	0.0000	0.0000	0.0000		0.0000	0.0000	0.0000		0.0000
Worker	0.0000	0.0000	0.0000	0.0000	0.0000	0.0000	0.0000	0.0000	0.0000	0.0000		0.0000	0.0000	0.0000		0.0000
Total	**0.0000**	**0.0000**	**0.0000**	**0.0000**	**0.0000**	**0.0000**	**0.0000**	**0.0000**	**0.0000**	**0.0000**		**0.0000**	**0.0000**	**0.0000**		**0.0000**

3.4 Building Construction - 2028

Unmitigated Construction On-Site

	ROG	NOx	CO	SO2	Fugitive PM10	Exhaust PM10	PM10 Total	Fugitive PM2.5	Exhaust PM2.5	PM2.5 Total	Bio- CO2	NBio- CO2	Total CO2	CH4	N2O	CO2e
Category	lb/day										lb/day					
Off-Road	1.1771	9.7842	12.8479	0.0215		0.3815	0.3815		0.3652	0.3652		1,987.9838	1,987.9838	0.3697		1,995.7475
Total	**1.1771**	**9.7842**	**12.8479**	**0.0215**		**0.3815**	**0.3815**		**0.3652**	**0.3652**		**1,987.9838**	**1,987.9838**	**0.3697**		**1,995.7475**

Unmitigated Construction Off-Site

	ROG	NOx	CO	SO2	Fugitive PM10	Exhaust PM10	PM10 Total	Fugitive PM2.5	Exhaust PM2.5	PM2.5 Total	Bio- CO2	NBio- CO2	Total CO2	CH4	N2O	CO2e
Category	lb/day										lb/day					
Hauling	0.0000	0.0000	0.0000	0.0000	0.0000	0.0000	0.0000	0.0000	0.0000	0.0000		0.0000	0.0000	0.0000		0.0000
Vendor	0.0000	0.0000	0.0000	0.0000	0.0000	0.0000	0.0000	0.0000	0.0000	0.0000		0.0000	0.0000	0.0000		0.0000
Worker	0.0000	0.0000	0.0000	0.0000	0.0000	0.0000	0.0000	0.0000	0.0000	0.0000		0.0000	0.0000	0.0000		0.0000
Total	**0.0000**	**0.0000**	**0.0000**	**0.0000**	**0.0000**	**0.0000**	**0.0000**	**0.0000**	**0.0000**	**0.0000**		**0.0000**	**0.0000**	**0.0000**		**0.0000**

Mitigated Construction On-Site

	ROG	NOx	CO	SO2	Fugitive PM10	Exhaust PM10	PM10 Total	Fugitive PM2.5	Exhaust PM2.5	PM2.5 Total	Bio- CO2	NBio- CO2	Total CO2	CH4	N2O	CO2e
Category	lb/day										lb/day					
Off-Road	1.1771	9.7842	12.8479	0.0215		0.3815	0.3815		0.3652	0.3652	0.0000	1,987.9838	1,987.9838	0.3697		1,995.7475

Total	**1.1771**	**9.7842**	**12.8479**	**0.0215**		**0.3815**	**0.3815**		**0.3652**	**0.3652**	**0.0000**	**1,987.9838**	**1,987.9838**	**0.3697**		**1,995.7475**

Mitigated Construction Off-Site

	ROG	NOx	CO	SO2	Fugitive PM10	Exhaust PM10	PM10 Total	Fugitive PM2.5	Exhaust PM2.5	PM2.5 Total	Bio- CO2	NBio- CO2	Total CO2	CH4	N2O	CO2e
Category	lb/day										lb/day					
Hauling	0.0000	0.0000	0.0000	0.0000	0.0000	0.0000	0.0000	0.0000	0.0000	0.0000		0.0000	0.0000	0.0000		0.0000
Vendor	0.0000	0.0000	0.0000	0.0000	0.0000	0.0000	0.0000	0.0000	0.0000	0.0000		0.0000	0.0000	0.0000		0.0000
Worker	0.0000	0.0000	0.0000	0.0000	0.0000	0.0000	0.0000	0.0000	0.0000	0.0000		0.0000	0.0000	0.0000		0.0000
Total	**0.0000**	**0.0000**	**0.0000**	**0.0000**	**0.0000**	**0.0000**	**0.0000**	**0.0000**	**0.0000**	**0.0000**		**0.0000**	**0.0000**	**0.0000**		**0.0000**

3.5 Paving - 2028

Unmitigated Construction On-Site

	ROG	NOx	CO	SO2	Fugitive PM10	Exhaust PM10	PM10 Total	Fugitive PM2.5	Exhaust PM2.5	PM2.5 Total	Bio- CO2	NBio- CO2	Total CO2	CH4	N2O	CO2e
Category	lb/day										lb/day					
Off-Road	0.3117	2.7678	5.2923	8.5300e-003		0.1329	0.1329		0.1223	0.1223		825.8364	825.8364	0.2671		831.4453
Paving	0.0000					0.0000	0.0000		0.0000	0.0000			0.0000			0.0000
Total	**0.3117**	**2.7678**	**5.2923**	**8.5300e-003**		**0.1329**	**0.1329**		**0.1223**	**0.1223**		**825.8364**	**825.8364**	**0.2671**		**831.4453**

Unmitigated Construction Off-Site

	ROG	NOx	CO	SO2	Fugitive PM10	Exhaust PM10	PM10 Total	Fugitive PM2.5	Exhaust PM2.5	PM2.5 Total	Bio- CO2	NBio- CO2	Total CO2	CH4	N2O	CO2e
Category	lb/day										lb/day					
Hauling	0.0000	0.0000	0.0000	0.0000	0.0000	0.0000	0.0000	0.0000	0.0000	0.0000		0.0000	0.0000	0.0000		0.0000
Vendor	0.0000	0.0000	0.0000	0.0000	0.0000	0.0000	0.0000	0.0000	0.0000	0.0000		0.0000	0.0000	0.0000		0.0000
Worker	9.6700e-003	0.0115	0.1064	4.9000e-004	0.0411	3.1000e-004	0.0414	0.0109	2.9000e-004	0.0112		31.5080	31.5080	1.3100e-003		31.5355
Total	**9.6700e-003**	**0.0115**	**0.1064**	**4.9000e-004**	**0.0411**	**3.1000e-004**	**0.0414**	**0.0109**	**2.9000e-004**	**0.0112**		**31.5080**	**31.5080**	**1.3100e-003**		**31.5355**

Mitigated Construction On-Site

	ROG	NOx	CO	SO2	Fugitive PM10	Exhaust PM10	PM10 Total	Fugitive PM2.5	Exhaust PM2.5	PM2.5 Total	Bio- CO2	NBio- CO2	Total CO2	CH4	N2O	CO2e
Category	lb/day										lb/day					
Off-Road	0.3117	2.7678	5.2923	8.5300e-003		0.1329	0.1329		0.1223	0.1223	0.0000	825.8364	825.8364	0.2671		831.4453
Paving	0.0000					0.0000	0.0000		0.0000	0.0000			0.0000			0.0000
Total	**0.3117**	**2.7678**	**5.2923**	**8.5300e-003**		**0.1329**	**0.1329**		**0.1223**	**0.1223**	**0.0000**	**825.8364**	**825.8364**	**0.2671**		**831.4453**

Mitigated Construction Off-Site

	ROG	NOx	CO	SO2	Fugitive PM10	Exhaust PM10	PM10 Total	Fugitive PM2.5	Exhaust PM2.5	PM2.5 Total	Bio- CO2	NBio- CO2	Total CO2	CH4	N2O	CO2e
Category	lb/day										lb/day					

Hauling	0.0000	0.0000	0.0000	0.0000	0.0000	0.0000	0.0000	0.0000	0.0000	0.0000		0.0000	0.0000	0.0000		0.0000
Vendor	0.0000	0.0000	0.0000	0.0000	0.0000	0.0000	0.0000	0.0000	0.0000	0.0000		0.0000	0.0000	0.0000		0.0000
Worker	9.6700e-003	0.0115	0.1064	4.9000e-004	0.0411	3.1000e-004	0.0414	0.0109	2.9000e-004	0.0112		31.5080	31.5080	1.3100e-003		31.5355
Total	**9.6700e-003**	**0.0115**	**0.1064**	**4.9000e-004**	**0.0411**	**3.1000e-004**	**0.0414**	**0.0109**	**2.9000e-004**	**0.0112**		**31.5080**	**31.5080**	**1.3100e-003**		**31.5355**

4.0 Operational Detail - Mobile

4.1 Mitigation Measures Mobile

	ROG	NOx	CO	SO2	Fugitive PM10	Exhaust PM10	PM10 Total	Fugitive PM2.5	Exhaust PM2.5	PM2.5 Total	Bio- CO2	NBio- CO2	Total CO2	CH4	N2O	CO2e
Category	lb/day										lb/day					
Mitigated	0.0000	0.0000	0.0000	0.0000	0.0000	0.0000	0.0000	0.0000	0.0000	0.0000		0.0000	0.0000	0.0000		0.0000
Unmitigated	0.0000	0.0000	0.0000	0.0000	0.0000	0.0000	0.0000	0.0000	0.0000	0.0000		0.0000	0.0000	0.0000		0.0000

4.2 Trip Summary Information

	Average Daily Trip Rate			Unmitigated	Mitigated
Land Use	Weekday	Saturday	Sunday	Annual VMT	Annual VMT
User Defined Industrial	0.00	0.00	0.00		
Total	0.00	0.00	0.00		

4.3 Trip Type Information

	Miles			Trip %			Trip Purpose %		
Land Use	H-W or C-W	H-S or C-C	H-O or C-NW	H-W or C-W	H-S or C-C	H-O or C-NW	Primary	Diverted	Pass-by
User Defined Industrial	9.50	7.30	7.30	0.00	0.00	0.00	0	0	0

LDA	LDT1	LDT2	MDV	LHD1	LHD2	MHD	HHD	OBUS	UBUS	MCY	SBUS	MH
0.511923	0.073395	0.191568	0.130918	0.036235	0.005199	0.012665	0.023708	0.001889	0.002027	0.006511	0.000534	0.003431

5.0 Energy Detail

4.4 Fleet Mix

Historical Energy Use: N

5.1 Mitigation Measures Energy

	ROG	NOx	CO	SO2	Fugitive PM10	Exhaust PM10	PM10 Total	Fugitive PM2.5	Exhaust PM2.5	PM2.5 Total	Bio- CO2	NBio- CO2	Total CO2	CH4	N2O	CO2e
Category	lb/day										lb/day					
NaturalGas Mitigated	0.0000	0.0000	0.0000	0.0000		0.0000	0.0000		0.0000	0.0000		0.0000	0.0000	0.0000	0.0000	0.0000
NaturalGas Unmitigated	0.0000	0.0000	0.0000	0.0000		0.0000	0.0000		0.0000	0.0000		0.0000	0.0000	0.0000	0.0000	0.0000

5.2 Energy by Land Use - NaturalGas

Unmitigated

	NaturalGas Use	ROG	NOx	CO	SO2	Fugitive PM10	Exhaust PM10	PM10 Total	Fugitive PM2.5	Exhaust PM2.5	PM2.5 Total	Bio- CO2	NBio- CO2	Total CO2	CH4	N2O	CO2e
Land Use	kBTU/yr	lb/day										lb/day					
User Defined Industrial	0	0.0000	0.0000	0.0000	0.0000		0.0000	0.0000		0.0000	0.0000		0.0000	0.0000	0.0000	0.0000	0.0000
Total		**0.0000**	**0.0000**	**0.0000**	**0.0000**		**0.0000**	**0.0000**		**0.0000**	**0.0000**		**0.0000**	**0.0000**	**0.0000**	**0.0000**	**0.0000**

Mitigated

	NaturalGas Use	ROG	NOx	CO	SO2	Fugitive PM10	Exhaust PM10	PM10 Total	Fugitive PM2.5	Exhaust PM2.5	PM2.5 Total	Bio- CO2	NBio- CO2	Total CO2	CH4	N2O	CO2e
Land Use	kBTU/yr	lb/day										lb/day					
User Defined Industrial	0	0.0000	0.0000	0.0000	0.0000		0.0000	0.0000		0.0000	0.0000		0.0000	0.0000	0.0000	0.0000	0.0000
Total		**0.0000**	**0.0000**	**0.0000**	**0.0000**		**0.0000**	**0.0000**		**0.0000**	**0.0000**		**0.0000**	**0.0000**	**0.0000**	**0.0000**	**0.0000**

6.0 Area Detail

6.1 Mitigation Measures Area

	ROG	NOx	CO	SO2	Fugitive PM10	Exhaust PM10	PM10 Total	Fugitive PM2.5	Exhaust PM2.5	PM2.5 Total	Bio- CO2	NBio- CO2	Total CO2	CH4	N2O	CO2e
Category	lb/day										lb/day					
Mitigated	1.0000e-005	0.0000	1.0000e-004	0.0000		0.0000	0.0000		0.0000	0.0000		2.2000e-004	2.2000e-004	0.0000		2.3000e-004
Unmitigated	1.0000e-005	0.0000	1.0000e-004	0.0000		0.0000	0.0000		0.0000	0.0000		2.2000e-004	2.2000e-004	0.0000		2.3000e-004

6.2 Area by SubCategory

Unmitigated

	ROG	NOx	CO	SO2	Fugitive PM10	Exhaust PM10	PM10 Total	Fugitive PM2.5	Exhaust PM2.5	PM2.5 Total	Bio- CO2	NBio- CO2	Total CO2	CH4	N2O	CO2e
SubCategory	lb/day										lb/day					
Consumer Products	0.0000					0.0000	0.0000		0.0000	0.0000			0.0000			0.0000
Landscaping	1.0000e-005	0.0000	1.0000e-004	0.0000		0.0000	0.0000		0.0000	0.0000		2.2000e-004	2.2000e-004	0.0000		2.3000e-004
Architectural Coating	0.0000					0.0000	0.0000		0.0000	0.0000			0.0000			0.0000
Total	**1.0000e-005**	**0.0000**	**1.0000e-004**	**0.0000**		**0.0000**	**0.0000**		**0.0000**	**0.0000**		**2.2000e-004**	**2.2000e-004**	**0.0000**		**2.3000e-004**

Mitigated

	ROG	NOx	CO	SO2	Fugitive PM10	Exhaust PM10	PM10 Total	Fugitive PM2.5	Exhaust PM2.5	PM2.5 Total	Bio- CO2	NBio- CO2	Total CO2	CH4	N2O	CO2e
SubCategory	lb/day										lb/day					
Consumer Products	0.0000					0.0000	0.0000		0.0000	0.0000			0.0000			0.0000
Landscaping	1.0000e-005	0.0000	1.0000e-004	0.0000		0.0000	0.0000		0.0000	0.0000		2.2000e-004	2.2000e-004	0.0000		2.3000e-004
Architectural Coating	0.0000					0.0000	0.0000		0.0000	0.0000			0.0000			0.0000
Total	**1.0000e-005**	**0.0000**	**1.0000e-004**	**0.0000**		**0.0000**	**0.0000**		**0.0000**	**0.0000**		**2.2000e-004**	**2.2000e-004**	**0.0000**		**2.3000e-004**

7.0 Water Detail

7.1 Mitigation Measures Water

8.0 Waste Detail

8.1 Mitigation Measures Waste

9.0 Operational Offroad

Equipment Type	Number	Hours/Day	Days/Year	Horse Power	Load Factor	Fuel Type

10.0 Vegetation

Harbor Drive WRP (HDWRP) Const

San Diego Air Basin, Winter

1.0 Project Characteristics

1.1 Land Usage

Land Uses	Size	Metric	Lot Acreage	Floor Surface Area	Population
User Defined Industrial	1.00	User Defined Unit	24.00	0.00	0

1.2 Other Project Characteristics

Urbanization	Urban	**Wind Speed (m/s)**	2.6	**Precipitation Freq (Days)**	40
Climate Zone	13			**Operational Year**	2025
Utility Company	San Diego Gas & Electric				
CO2 Intensity (lb/MWhr)	720.49	**CH4 Intensity (lb/MWhr)**	0.029	**N2O Intensity (lb/MWhr)**	0.006

1.3 User Entered Comments & Non-Default Data

Project Characteristics -

Land Use - Modified

Construction Phase - Modified

Off-road Equipment - Modified

Off-road Equipment - Modified

Off-road Equipment - Modified

Off-road Equipment - Modified

Trips and VMT - Modified

Grading - Modified

Table Name	Column Name	Default Value	New Value
tblConstructionPhase	NumDays	370.00	574.00

tblConstructionPhase	NumDays	35.00	40.00
tblConstructionPhase	NumDays	10.00	20.00
tblGrading	AcresOfGrading	0.00	24.00
tblGrading	MaterialExported	0.00	160.00
tblLandUse	LotAcreage	0.00	24.00
tblOffRoadEquipment	OffRoadEquipmentUnitAmount	2.00	1.00
tblOffRoadEquipment	OffRoadEquipmentUnitAmount	3.00	1.00
tblOffRoadEquipment	OffRoadEquipmentUnitAmount	1.00	0.00
tblOffRoadEquipment	OffRoadEquipmentUnitAmount	2.00	1.00
tblOffRoadEquipment	OffRoadEquipmentUnitAmount	2.00	1.00
tblOffRoadEquipment	OffRoadEquipmentUnitAmount	2.00	0.00
tblOffRoadEquipment	OffRoadEquipmentUnitAmount	3.00	1.00
tblOffRoadEquipment	OffRoadEquipmentUnitAmount	2.00	0.00
tblOffRoadEquipment	OffRoadEquipmentUnitAmount	3.00	2.00
tblOffRoadEquipment	OffRoadEquipmentUnitAmount	4.00	1.00
tblOffRoadEquipment	OffRoadEquipmentUnitAmount	1.00	2.00
tblOffRoadEquipment	UsageHours	7.00	4.00
tblProjectCharacteristics	OperationalYear	2014	2025
tblTripsAndVMT	HaulingTripNumber	20.00	400.00
tblTripsAndVMT	VendorTripNumber	0.00	4.00
tblTripsAndVMT	VendorTripNumber	0.00	2.00
tblTripsAndVMT	WorkerTripNumber	0.00	18.00

2.0 Emissions Summary

2.1 Overall Construction (Maximum Daily Emission)

Unmitigated Construction

	ROG	NOx	CO	SO2	Fugitive PM10	Exhaust PM10	PM10 Total	Fugitive PM2.5	Exhaust PM2.5	PM2.5 Total	Bio- CO2	NBio- CO2	Total CO2	CH4	N2O	CO2e

Year	lb/day										lb/day					
2025	1.3150	11.3388	15.6180	0.0296	6.9400	0.4821	7.4221	3.4551	0.4443	3.8994	0.0000	2,791.3459	2,791.3459	0.6523	0.0000	2,805.0431
2026	1.2279	9.9011	13.4553	0.0237	0.1611	0.3843	0.5454	0.0430	0.3677	0.4108	0.0000	2,147.0875	2,147.0875	0.3749	0.0000	2,154.9612
2027	1.2264	9.8991	13.4371	0.0237	0.1611	0.3843	0.5455	0.0430	0.3678	0.4108	0.0000	2,146.0385	2,146.0385	0.3748	0.0000	2,153.9100
Total	**3.7693**	**31.1390**	**42.5104**	**0.0770**	**7.2623**	**1.2507**	**8.5130**	**3.5411**	**1.1798**	**4.7209**	**0.0000**	**7,084.4719**	**7,084.4719**	**1.4020**	**0.0000**	**7,113.9143**

Mitigated Construction

	ROG	NOx	CO	SO2	Fugitive PM10	Exhaust PM10	PM10 Total	Fugitive PM2.5	Exhaust PM2.5	PM2.5 Total	Bio- CO2	NBio- CO2	Total CO2	CH4	N2O	CO2e
Year	lb/day										lb/day					
2025	1.3150	11.3388	15.6180	0.0296	6.9400	0.4821	7.4221	3.4551	0.4443	3.8994	0.0000	2,791.3459	2,791.3459	0.6523	0.0000	2,805.0431
2026	1.2279	9.9011	13.4553	0.0237	0.1611	0.3843	0.5454	0.0430	0.3677	0.4108	0.0000	2,147.0875	2,147.0875	0.3749	0.0000	2,154.9612
2027	1.2264	9.8991	13.4371	0.0237	0.1611	0.3843	0.5455	0.0430	0.3678	0.4108	0.0000	2,146.0385	2,146.0385	0.3748	0.0000	2,153.9100
Total	**3.7693**	**31.1390**	**42.5104**	**0.0770**	**7.2623**	**1.2507**	**8.5130**	**3.5411**	**1.1798**	**4.7209**	**0.0000**	**7,084.4719**	**7,084.4719**	**1.4020**	**0.0000**	**7,113.9143**

	ROG	**NOx**	**CO**	**SO2**	**Fugitive PM10**	**Exhaust PM10**	**PM10 Total**	**Fugitive PM2.5**	**Exhaust PM2.5**	**PM2.5 Total**	**Bio- CO2**	**NBio-CO2**	**Total CO2**	**CH4**	**N20**	**CO2e**
Percent Reduction	**0.00**	**0.00**	**0.00**	**0.00**	**0.00**	**0.00**	**0.00**	**0.00**	**0.00**	**0.00**	**0.00**	**0.00**	**0.00**	**0.00**	**0.00**	**0.00**

2.2 Overall Operational

Unmitigated Operational

	ROG	NOx	CO	SO2	Fugitive PM10	Exhaust PM10	PM10 Total	Fugitive PM2.5	Exhaust PM2.5	PM2.5 Total	Bio- CO2	NBio- CO2	Total CO2	CH4	N2O	CO2e

Category	lb/day										lb/day					
Area	1.0000e-005	0.0000	1.0000e-004	0.0000		0.0000	0.0000		0.0000	0.0000		2.2000e-004	2.2000e-004	0.0000		2.3000e-004
Energy	0.0000	0.0000	0.0000	0.0000		0.0000	0.0000		0.0000	0.0000		0.0000	0.0000	0.0000	0.0000	0.0000
Mobile	0.0000	0.0000	0.0000	0.0000	0.0000	0.0000	0.0000	0.0000	0.0000	0.0000		0.0000	0.0000	0.0000		0.0000
Total	**1.0000e-005**	**0.0000**	**1.0000e-004**	**0.0000**	**0.0000**	**0.0000**	**0.0000**	**0.0000**	**0.0000**	**0.0000**		**2.2000e-004**	**2.2000e-004**	**0.0000**	**0.0000**	**2.3000e-004**

Mitigated Operational

	ROG	NOx	CO	SO2	Fugitive PM10	Exhaust PM10	PM10 Total	Fugitive PM2.5	Exhaust PM2.5	PM2.5 Total	Bio- CO2	NBio- CO2	Total CO2	CH4	N2O	CO2e
Category	lb/day										lb/day					
Area	1.0000e-005	0.0000	1.0000e-004	0.0000		0.0000	0.0000		0.0000	0.0000		2.2000e-004	2.2000e-004	0.0000		2.3000e-004
Energy	0.0000	0.0000	0.0000	0.0000		0.0000	0.0000		0.0000	0.0000		0.0000	0.0000	0.0000	0.0000	0.0000
Mobile	0.0000	0.0000	0.0000	0.0000	0.0000	0.0000	0.0000	0.0000	0.0000	0.0000		0.0000	0.0000	0.0000		0.0000
Total	**1.0000e-005**	**0.0000**	**1.0000e-004**	**0.0000**	**0.0000**	**0.0000**	**0.0000**	**0.0000**	**0.0000**	**0.0000**		**2.2000e-004**	**2.2000e-004**	**0.0000**	**0.0000**	**2.3000e-004**

	ROG	**NOx**	**CO**	**SO2**	**Fugitive PM10**	**Exhaust PM10**	**PM10 Total**	**Fugitive PM2.5**	**Exhaust PM2.5**	**PM2.5 Total**	**Bio- CO2**	**NBio-CO2**	**Total CO2**	**CH4**	**N20**	**CO2e**
Percent Reduction	**0.00**	**0.00**	**0.00**	**0.00**	**0.00**	**0.00**	**0.00**	**0.00**	**0.00**	**0.00**	**0.00**	**0.00**	**0.00**	**0.00**	**0.00**	**0.00**

3.0 Construction Detail

Construction Phase

Phase Number	Phase Name	Phase Type	Start Date	End Date	Num Days Week	Num Days	Phase Description
1	Site Preparation	Site Preparation	7/1/2025	7/28/2025	5	20	

2	Grading	Grading	7/29/2025	9/22/2025	5	40	
3	Building Construction	Building Construction	9/23/2025	12/3/2027	5	574	
4	Paving	Paving	12/4/2027	12/31/2027	5	20	

Acres of Grading (Site Preparation Phase): 0

Acres of Grading (Grading Phase): 24

Acres of Paving: 0

Residential Indoor: 0; Residential Outdoor: 0; Non-Residential Indoor: 0; Non-Residential Outdoor: 0 (Architectural Coating – sqft)

OffRoad Equipment

Phase Name	Offroad Equipment Type	Amount	Usage Hours	Horse Power	Load Factor
Site Preparation	Rubber Tired Dozers	1	8.00	255	0.40
Site Preparation	Tractors/Loaders/Backhoes	1	8.00	97	0.37
Grading	Excavators	1	8.00	162	0.38
Grading	Graders	0	8.00	174	0.41
Grading	Plate Compactors	1	8.00	8	0.43
Grading	Rubber Tired Dozers	1	8.00	255	0.40
Grading	Scrapers	0	8.00	361	0.48
Grading	Tractors/Loaders/Backhoes	2	8.00	97	0.37
Building Construction	Cranes	1	4.00	226	0.29
Building Construction	Forklifts	1	8.00	89	0.20
Building Construction	Generator Sets	1	8.00	84	0.74
Building Construction	Tractors/Loaders/Backhoes	2	7.00	97	0.37
Building Construction	Welders	2	8.00	46	0.45
Paving	Pavers	1	8.00	125	0.42
Paving	Paving Equipment	1	8.00	130	0.36
Paving	Rollers	0	8.00	80	0.38

Trips and VMT

Phase Name	Offroad Equipment Count	Worker Trip Number	Vendor Trip Number	Hauling Trip Number	Worker Trip Length	Vendor Trip Length	Hauling Trip Length	Worker Vehicle Class	Vendor Vehicle Class	Hauling Vehicle Class
Site Preparation	2	5.00	4.00	0.00	10.80	7.30	20.00	LD_Mix	HDT_Mix	HHDT
Grading	5	13.00	0.00	400.00	10.80	7.30	20.00	LD_Mix	HDT_Mix	HHDT
Building Construction	7	18.00	2.00	0.00	10.80	7.30	20.00	LD_Mix	HDT_Mix	HHDT
Paving	2	5.00	0.00	0.00	10.80	7.30	20.00	LD_Mix	HDT_Mix	HHDT

3.1 Mitigation Measures Construction

3.2 Site Preparation - 2025

Unmitigated Construction On-Site

	ROG	NOx	CO	SO2	Fugitive PM10	Exhaust PM10	PM10 Total	Fugitive PM2.5	Exhaust PM2.5	PM2.5 Total	Bio- CO2	NBio- CO2	Total CO2	CH4	N2O	CO2e
Category	lb/day										lb/day					
Fugitive Dust					6.0221	0.0000	6.0221	3.3102	0.0000	3.3102			0.0000			0.0000
Off-Road	0.7921	7.3969	7.5527	0.0120		0.3251	0.3251		0.2991	0.2991		1,163.9281	1,163.9281	0.3764		1,171.8333
Total	**0.7921**	**7.3969**	**7.5527**	**0.0120**	**6.0221**	**0.3251**	**6.3472**	**3.3102**	**0.2991**	**3.6093**		**1,163.9281**	**1,163.9281**	**0.3764**		**1,171.8333**

Unmitigated Construction Off-Site

	ROG	NOx	CO	SO2	Fugitive PM10	Exhaust PM10	PM10 Total	Fugitive PM2.5	Exhaust PM2.5	PM2.5 Total	Bio- CO2	NBio- CO2	Total CO2	CH4	N2O	CO2e
Category	lb/day										lb/day					
Hauling	0.0000	0.0000	0.0000	0.0000	0.0000	0.0000	0.0000	0.0000	0.0000	0.0000		0.0000	0.0000	0.0000		0.0000
Vendor	0.0281	0.1484	0.4092	9.3000e-004	0.0266	3.3800e-003	0.0299	7.5700e-003	3.1100e-003	0.0107		87.4387	87.4387	6.4000e-004		87.4522

Worker	0.0107	0.0126	0.1169	4.9000e-004	0.0411	3.1000e-004	0.0414	0.0109	2.8000e-004	0.0112		32.3903	32.3903	1.4000e-003		32.4196
Total	**0.0387**	**0.1610**	**0.5261**	**1.4200e-003**	**0.0676**	**3.6900e-003**	**0.0713**	**0.0185**	**3.3900e-003**	**0.0219**		**119.8290**	**119.8290**	**2.0400e-003**		**119.8718**

Mitigated Construction On-Site

	ROG	NOx	CO	SO2	Fugitive PM10	Exhaust PM10	PM10 Total	Fugitive PM2.5	Exhaust PM2.5	PM2.5 Total	Bio- CO2	NBio- CO2	Total CO2	CH4	N2O	CO2e
Category	lb/day										lb/day					
Fugitive Dust					6.0221	0.0000	6.0221	3.3102	0.0000	3.3102			0.0000			0.0000
Off-Road	0.7921	7.3969	7.5527	0.0120		0.3251	0.3251		0.2991	0.2991	0.0000	1,163.9281	1,163.9281	0.3764		1,171.8333
Total	**0.7921**	**7.3969**	**7.5527**	**0.0120**	**6.0221**	**0.3251**	**6.3472**	**3.3102**	**0.2991**	**3.6093**	**0.0000**	**1,163.9281**	**1,163.9281**	**0.3764**		**1,171.8333**

Mitigated Construction Off-Site

	ROG	NOx	CO	SO2	Fugitive PM10	Exhaust PM10	PM10 Total	Fugitive PM2.5	Exhaust PM2.5	PM2.5 Total	Bio- CO2	NBio- CO2	Total CO2	CH4	N2O	CO2e
Category	lb/day										lb/day					
Hauling	0.0000	0.0000	0.0000	0.0000	0.0000	0.0000	0.0000	0.0000	0.0000	0.0000		0.0000	0.0000	0.0000		0.0000
Vendor	0.0281	0.1484	0.4092	9.3000e-004	0.0266	3.3800e-003	0.0299	7.5700e-003	3.1100e-003	0.0107		87.4387	87.4387	6.4000e-004		87.4522
Worker	0.0107	0.0126	0.1169	4.9000e-004	0.0411	3.1000e-004	0.0414	0.0109	2.8000e-004	0.0112		32.3903	32.3903	1.4000e-003		32.4196
Total	**0.0387**	**0.1610**	**0.5261**	**1.4200e-003**	**0.0676**	**3.6900e-003**	**0.0713**	**0.0185**	**3.3900e-003**	**0.0219**		**119.8290**	**119.8290**	**2.0400e-003**		**119.8718**

3.3 Grading - 2025

Unmitigated Construction On-Site

	ROG	NOx	CO	SO2	Fugitive PM10	Exhaust PM10	PM10 Total	Fugitive PM2.5	Exhaust PM2.5	PM2.5 Total	Bio- CO2	NBio- CO2	Total CO2	CH4	N2O	CO2e
Category	lb/day										lb/day					
Fugitive Dust					6.6590	0.0000	6.6590	3.3790	0.0000	3.3790			0.0000			0.0000
Off-Road	1.1356	10.2358	13.3348	0.0209		0.4503	0.4503		0.4151	0.4151		2,013.4681	2,013.4681	0.6436		2,026.9842
Total	**1.1356**	**10.2358**	**13.3348**	**0.0209**	**6.6590**	**0.4503**	**7.1093**	**3.3790**	**0.4151**	**3.7941**		**2,013.4681**	**2,013.4681**	**0.6436**		**2,026.9842**

Unmitigated Construction Off-Site

	ROG	NOx	CO	SO2	Fugitive PM10	Exhaust PM10	PM10 Total	Fugitive PM2.5	Exhaust PM2.5	PM2.5 Total	Bio- CO2	NBio- CO2	Total CO2	CH4	N2O	CO2e
Category	lb/day										lb/day					
Hauling	0.1516	1.0701	1.9793	7.3800e-003	0.1743	0.0309	0.2052	0.0477	0.0285	0.0762		693.6632	693.6632	4.9800e-003		693.7679
Vendor	0.0000	0.0000	0.0000	0.0000	0.0000	0.0000	0.0000	0.0000	0.0000	0.0000		0.0000	0.0000	0.0000		0.0000
Worker	0.0277	0.0329	0.3039	1.2700e-003	0.1068	7.9000e-004	0.1076	0.0283	7.4000e-004	0.0291		84.2147	84.2147	3.6400e-003		84.2911
Total	**0.1794**	**1.1030**	**2.2832**	**8.6500e-003**	**0.2811**	**0.0317**	**0.3128**	**0.0761**	**0.0292**	**0.1053**		**777.8779**	**777.8779**	**8.6200e-003**		**778.0589**

Mitigated Construction On-Site

	ROG	NOx	CO	SO2	Fugitive PM10	Exhaust PM10	PM10 Total	Fugitive PM2.5	Exhaust PM2.5	PM2.5 Total	Bio- CO2	NBio- CO2	Total CO2	CH4	N2O	CO2e
Category	lb/day										lb/day					

Fugitive Dust					6.6590	0.0000	6.6590	3.3790	0.0000	3.3790			0.0000			0.0000
Off-Road	1.1356	10.2358	13.3348	0.0209		0.4503	0.4503		0.4151	0.4151	0.0000	2,013.4681	2,013.4681	0.6436		2,026.9842
Total	**1.1356**	**10.2358**	**13.3348**	**0.0209**	**6.6590**	**0.4503**	**7.1093**	**3.3790**	**0.4151**	**3.7941**	**0.0000**	**2,013.4681**	**2,013.4681**	**0.6436**		**2,026.9842**

Mitigated Construction Off-Site

	ROG	NOx	CO	SO2	Fugitive PM10	Exhaust PM10	PM10 Total	Fugitive PM2.5	Exhaust PM2.5	PM2.5 Total	Bio- CO2	NBio- CO2	Total CO2	CH4	N2O	CO2e
Category	lb/day										lb/day					
Hauling	0.1516	1.0701	1.9793	7.3800e-003	0.1743	0.0309	0.2052	0.0477	0.0285	0.0762		693.6632	693.6632	4.9800e-003		693.7679
Vendor	0.0000	0.0000	0.0000	0.0000	0.0000	0.0000	0.0000	0.0000	0.0000	0.0000		0.0000	0.0000	0.0000		0.0000
Worker	0.0277	0.0329	0.3039	1.2700e-003	0.1068	7.9000e-004	0.1076	0.0283	7.4000e-004	0.0291		84.2147	84.2147	3.6400e-003		84.2911
Total	**0.1794**	**1.1030**	**2.2832**	**8.6500e-003**	**0.2811**	**0.0317**	**0.3128**	**0.0761**	**0.0292**	**0.1053**		**777.8779**	**777.8779**	**8.6200e-003**		**778.0589**

3.4 Building Construction - 2025

Unmitigated Construction On-Site

	ROG	NOx	CO	SO2	Fugitive PM10	Exhaust PM10	PM10 Total	Fugitive PM2.5	Exhaust PM2.5	PM2.5 Total	Bio- CO2	NBio- CO2	Total CO2	CH4	N2O	CO2e
Category	lb/day										lb/day					
Off-Road	1.1771	9.7842	12.8479	0.0215		0.3815	0.3815		0.3652	0.3652		1,987.9838	1,987.9838	0.3697		1,995.7475
Total	**1.1771**	**9.7842**	**12.8479**	**0.0215**		**0.3815**	**0.3815**		**0.3652**	**0.3652**		**1,987.9838**	**1,987.9838**	**0.3697**		**1,995.7475**

Unmitigated Construction Off-Site

	ROG	NOx	CO	SO2	Fugitive PM10	Exhaust PM10	PM10 Total	Fugitive PM2.5	Exhaust PM2.5	PM2.5 Total	Bio- CO2	NBio- CO2	Total CO2	CH4	N2O	CO2e
Category	lb/day										lb/day					
Hauling	0.0000	0.0000	0.0000	0.0000	0.0000	0.0000	0.0000	0.0000	0.0000	0.0000		0.0000	0.0000	0.0000		0.0000
Vendor	0.0140	0.0742	0.2046	4.7000e-004	0.0133	1.6900e-003	0.0150	3.7900e-003	1.5600e-003	5.3400e-003		43.7194	43.7194	3.2000e-004		43.7261
Worker	0.0384	0.0455	0.4208	1.7600e-003	0.1479	1.1000e-003	0.1490	0.0392	1.0200e-003	0.0402		116.6049	116.6049	5.0400e-003		116.7107
Total	**0.0524**	**0.1197**	**0.6254**	**2.2300e-003**	**0.1611**	**2.7900e-003**	**0.1639**	**0.0430**	**2.5800e-003**	**0.0456**		**160.3243**	**160.3243**	**5.3600e-003**		**160.4368**

Mitigated Construction On-Site

	ROG	NOx	CO	SO2	Fugitive PM10	Exhaust PM10	PM10 Total	Fugitive PM2.5	Exhaust PM2.5	PM2.5 Total	Bio- CO2	NBio- CO2	Total CO2	CH4	N2O	CO2e
Category	lb/day										lb/day					
Off-Road	1.1771	9.7842	12.8479	0.0215		0.3815	0.3815		0.3652	0.3652	0.0000	1,987.9838	1,987.9838	0.3697		1,995.7475
Total	**1.1771**	**9.7842**	**12.8479**	**0.0215**		**0.3815**	**0.3815**		**0.3652**	**0.3652**	**0.0000**	**1,987.9838**	**1,987.9838**	**0.3697**		**1,995.7475**

Mitigated Construction Off-Site

	ROG	NOx	CO	SO2	Fugitive PM10	Exhaust PM10	PM10 Total	Fugitive PM2.5	Exhaust PM2.5	PM2.5 Total	Bio- CO2	NBio- CO2	Total CO2	CH4	N2O	CO2e

Category	lb/day										lb/day					
Hauling	0.0000	0.0000	0.0000	0.0000	0.0000	0.0000	0.0000	0.0000	0.0000	0.0000		0.0000	0.0000	0.0000		0.0000
Vendor	0.0140	0.0742	0.2046	4.7000e-004	0.0133	1.6900e-003	0.0150	3.7900e-003	1.5600e-003	5.3400e-003		43.7194	43.7194	3.2000e-004		43.7261
Worker	0.0384	0.0455	0.4208	1.7600e-003	0.1479	1.1000e-003	0.1490	0.0392	1.0200e-003	0.0402		116.6049	116.6049	5.0400e-003		116.7107
Total	**0.0524**	**0.1197**	**0.6254**	**2.2300e-003**	**0.1611**	**2.7900e-003**	**0.1639**	**0.0430**	**2.5800e-003**	**0.0456**		**160.3243**	**160.3243**	**5.3600e-003**		**160.4368**

3.4 Building Construction - 2026

Unmitigated Construction On-Site

	ROG	NOx	CO	SO2	Fugitive PM10	Exhaust PM10	PM10 Total	Fugitive PM2.5	Exhaust PM2.5	PM2.5 Total	Bio- CO2	NBio- CO2	Total CO2	CH4	N2O	CO2e
Category	lb/day										lb/day					
Off-Road	1.1771	9.7842	12.8479	0.0215		0.3815	0.3815		0.3652	0.3652		1,987.9838	1,987.9838	0.3697		1,995.7475
Total	**1.1771**	**9.7842**	**12.8479**	**0.0215**		**0.3815**	**0.3815**		**0.3652**	**0.3652**		**1,987.9838**	**1,987.9838**	**0.3697**		**1,995.7475**

Unmitigated Construction Off-Site

	ROG	NOx	CO	SO2	Fugitive PM10	Exhaust PM10	PM10 Total	Fugitive PM2.5	Exhaust PM2.5	PM2.5 Total	Bio- CO2	NBio- CO2	Total CO2	CH4	N2O	CO2e
Category	lb/day										lb/day					
Hauling	0.0000	0.0000	0.0000	0.0000	0.0000	0.0000	0.0000	0.0000	0.0000	0.0000		0.0000	0.0000	0.0000		0.0000
Vendor	0.0137	0.0730	0.2007	4.7000e-004	0.0133	1.6700e-003	0.0150	3.7900e-003	1.5400e-003	5.3300e-003		43.7231	43.7231	3.2000e-004		43.7298
Worker	0.0371	0.0440	0.4067	1.7600e-003	0.1479	1.1100e-003	0.1490	0.0392	1.0300e-003	0.0403		115.3806	115.3806	4.9200e-003		115.4839

Total	**0.0508**	**0.1169**	**0.6074**	**2.2300e-003**	**0.1612**	**2.7800e-003**	**0.1639**	**0.0430**	**2.5700e-003**	**0.0456**		**159.1037**	**159.1037**	**5.2400e-003**		**159.2137**

Mitigated Construction On-Site

	ROG	NOx	CO	SO2	Fugitive PM10	Exhaust PM10	PM10 Total	Fugitive PM2.5	Exhaust PM2.5	PM2.5 Total	Bio- CO2	NBio- CO2	Total CO2	CH4	N2O	CO2e
Category	lb/day										lb/day					
Off-Road	1.1771	9.7842	12.8479	0.0215		0.3815	0.3815		0.3652	0.3652	0.0000	1,987.9838	1,987.9838	0.3697		1,995.7475
Total	**1.1771**	**9.7842**	**12.8479**	**0.0215**		**0.3815**	**0.3815**		**0.3652**	**0.3652**	**0.0000**	**1,987.9838**	**1,987.9838**	**0.3697**		**1,995.7475**

Mitigated Construction Off-Site

	ROG	NOx	CO	SO2	Fugitive PM10	Exhaust PM10	PM10 Total	Fugitive PM2.5	Exhaust PM2.5	PM2.5 Total	Bio- CO2	NBio- CO2	Total CO2	CH4	N2O	CO2e
Category	lb/day										lb/day					
Hauling	0.0000	0.0000	0.0000	0.0000	0.0000	0.0000	0.0000	0.0000	0.0000	0.0000		0.0000	0.0000	0.0000		0.0000
Vendor	0.0137	0.0730	0.2007	4.7000e-004	0.0133	1.6700e-003	0.0150	3.7900e-003	1.5400e-003	5.3300e-003		43.7231	43.7231	3.2000e-004		43.7298
Worker	0.0371	0.0440	0.4067	1.7600e-003	0.1479	1.1100e-003	0.1490	0.0392	1.0300e-003	0.0403		115.3806	115.3806	4.9200e-003		115.4839
Total	**0.0508**	**0.1169**	**0.6074**	**2.2300e-003**	**0.1612**	**2.7800e-003**	**0.1639**	**0.0430**	**2.5700e-003**	**0.0456**		**159.1037**	**159.1037**	**5.2400e-003**		**159.2137**

3.4 Building Construction - 2027

Unmitigated Construction On-Site

	ROG	NOx	CO	SO2	Fugitive PM10	Exhaust PM10	PM10 Total	Fugitive PM2.5	Exhaust PM2.5	PM2.5 Total	Bio- CO2	NBio- CO2	Total CO2	CH4	N2O	CO2e
Category	lb/day										lb/day					
Off-Road	1.1771	9.7842	12.8479	0.0215		0.3815	0.3815		0.3652	0.3652		1,987.9838	1,987.9838	0.3697		1,995.7475
Total	**1.1771**	**9.7842**	**12.8479**	**0.0215**		**0.3815**	**0.3815**		**0.3652**	**0.3652**		**1,987.9838**	**1,987.9838**	**0.3697**		**1,995.7475**

Unmitigated Construction Off-Site

	ROG	NOx	CO	SO2	Fugitive PM10	Exhaust PM10	PM10 Total	Fugitive PM2.5	Exhaust PM2.5	PM2.5 Total	Bio- CO2	NBio- CO2	Total CO2	CH4	N2O	CO2e
Category	lb/day										lb/day					
Hauling	0.0000	0.0000	0.0000	0.0000	0.0000	0.0000	0.0000	0.0000	0.0000	0.0000		0.0000	0.0000	0.0000		0.0000
Vendor	0.0133	0.0723	0.1950	4.7000e-004	0.0133	1.6700e-003	0.0150	3.7900e-003	1.5400e-003	5.3300e-003		43.7284	43.7284	3.2000e-004		43.7351
Worker	0.0359	0.0426	0.3942	1.7600e-003	0.1479	1.1200e-003	0.1490	0.0392	1.0400e-003	0.0403		114.3263	114.3263	4.8200e-003		114.4275
Total	**0.0493**	**0.1149**	**0.5892**	**2.2300e-003**	**0.1612**	**2.7900e-003**	**0.1639**	**0.0430**	**2.5800e-003**	**0.0456**		**158.0547**	**158.0547**	**5.1400e-003**		**158.1626**

Mitigated Construction On-Site

	ROG	NOx	CO	SO2	Fugitive PM10	Exhaust PM10	PM10 Total	Fugitive PM2.5	Exhaust PM2.5	PM2.5 Total	Bio- CO2	NBio- CO2	Total CO2	CH4	N2O	CO2e
Category	lb/day										lb/day					

Off-Road	1.1771	9.7842	12.8479	0.0215		0.3815	0.3815		0.3652	0.3652	0.0000	1,987.9838	1,987.9838	0.3697		1,995.7475
Total	**1.1771**	**9.7842**	**12.8479**	**0.0215**		**0.3815**	**0.3815**		**0.3652**	**0.3652**	**0.0000**	**1,987.9838**	**1,987.9838**	**0.3697**		**1,995.7475**

Mitigated Construction Off-Site

	ROG	NOx	CO	SO2	Fugitive PM10	Exhaust PM10	PM10 Total	Fugitive PM2.5	Exhaust PM2.5	PM2.5 Total	Bio- CO2	NBio- CO2	Total CO2	CH4	N2O	CO2e
Category	lb/day										lb/day					
Hauling	0.0000	0.0000	0.0000	0.0000	0.0000	0.0000	0.0000	0.0000	0.0000	0.0000		0.0000	0.0000	0.0000		0.0000
Vendor	0.0133	0.0723	0.1950	4.7000e-004	0.0133	1.6700e-003	0.0150	3.7900e-003	1.5400e-003	5.3300e-003		43.7284	43.7284	3.2000e-004		43.7351
Worker	0.0359	0.0426	0.3942	1.7600e-003	0.1479	1.1200e-003	0.1490	0.0392	1.0400e-003	0.0403		114.3263	114.3263	4.8200e-003		114.4275
Total	**0.0493**	**0.1149**	**0.5892**	**2.2300e-003**	**0.1612**	**2.7900e-003**	**0.1639**	**0.0430**	**2.5800e-003**	**0.0456**		**158.0547**	**158.0547**	**5.1400e-003**		**158.1626**

3.5 Paving - 2027

Unmitigated Construction On-Site

	ROG	NOx	CO	SO2	Fugitive PM10	Exhaust PM10	PM10 Total	Fugitive PM2.5	Exhaust PM2.5	PM2.5 Total	Bio- CO2	NBio- CO2	Total CO2	CH4	N2O	CO2e
Category	lb/day										lb/day					
Off-Road	0.3117	2.7678	5.2923	8.5300e-003		0.1329	0.1329		0.1223	0.1223		825.8364	825.8364	0.2671		831.4453
Paving	0.0000					0.0000	0.0000		0.0000	0.0000			0.0000			0.0000
Total	**0.3117**	**2.7678**	**5.2923**	**8.5300e-003**		**0.1329**	**0.1329**		**0.1223**	**0.1223**		**825.8364**	**825.8364**	**0.2671**		**831.4453**

Unmitigated Construction Off-Site

	ROG	NOx	CO	SO2	Fugitive PM10	Exhaust PM10	PM10 Total	Fugitive PM2.5	Exhaust PM2.5	PM2.5 Total	Bio- CO2	NBio- CO2	Total CO2	CH4	N2O	CO2e
Category	lb/day										lb/day					
Hauling	0.0000	0.0000	0.0000	0.0000	0.0000	0.0000	0.0000	0.0000	0.0000	0.0000		0.0000	0.0000	0.0000		0.0000
Vendor	0.0000	0.0000	0.0000	0.0000	0.0000	0.0000	0.0000	0.0000	0.0000	0.0000		0.0000	0.0000	0.0000		0.0000
Worker	9.9800e-003	0.0118	0.1095	4.9000e-004	0.0411	3.1000e-004	0.0414	0.0109	2.9000e-004	0.0112		31.7573	31.7573	1.3400e-003		31.7854
Total	**9.9800e-003**	**0.0118**	**0.1095**	**4.9000e-004**	**0.0411**	**3.1000e-004**	**0.0414**	**0.0109**	**2.9000e-004**	**0.0112**		**31.7573**	**31.7573**	**1.3400e-003**		**31.7854**

Mitigated Construction On-Site

	ROG	NOx	CO	SO2	Fugitive PM10	Exhaust PM10	PM10 Total	Fugitive PM2.5	Exhaust PM2.5	PM2.5 Total	Bio- CO2	NBio- CO2	Total CO2	CH4	N2O	CO2e
Category	lb/day										lb/day					
Off-Road	0.3117	2.7678	5.2923	8.5300e-003		0.1329	0.1329		0.1223	0.1223	0.0000	825.8364	825.8364	0.2671		831.4453
Paving	0.0000					0.0000	0.0000		0.0000	0.0000			0.0000			0.0000
Total	**0.3117**	**2.7678**	**5.2923**	**8.5300e-003**		**0.1329**	**0.1329**		**0.1223**	**0.1223**	**0.0000**	**825.8364**	**825.8364**	**0.2671**		**831.4453**

Mitigated Construction Off-Site

	ROG	NOx	CO	SO2	Fugitive PM10	Exhaust PM10	PM10 Total	Fugitive PM2.5	Exhaust PM2.5	PM2.5 Total	Bio- CO2	NBio- CO2	Total CO2	CH4	N2O	CO2e

Category	lb/day										lb/day					
Hauling	0.0000	0.0000	0.0000	0.0000	0.0000	0.0000	0.0000	0.0000	0.0000	0.0000		0.0000	0.0000	0.0000		0.0000
Vendor	0.0000	0.0000	0.0000	0.0000	0.0000	0.0000	0.0000	0.0000	0.0000	0.0000		0.0000	0.0000	0.0000		0.0000
Worker	9.9800e-003	0.0118	0.1095	4.9000e-004	0.0411	3.1000e-004	0.0414	0.0109	2.9000e-004	0.0112		31.7573	31.7573	1.3400e-003		31.7854
Total	**9.9800e-003**	**0.0118**	**0.1095**	**4.9000e-004**	**0.0411**	**3.1000e-004**	**0.0414**	**0.0109**	**2.9000e-004**	**0.0112**		**31.7573**	**31.7573**	**1.3400e-003**		**31.7854**

4.0 Operational Detail - Mobile

4.1 Mitigation Measures Mobile

	ROG	NOx	CO	SO2	Fugitive PM10	Exhaust PM10	PM10 Total	Fugitive PM2.5	Exhaust PM2.5	PM2.5 Total	Bio- CO2	NBio- CO2	Total CO2	CH4	N2O	CO2e
Category	lb/day										lb/day					
Mitigated	0.0000	0.0000	0.0000	0.0000	0.0000	0.0000	0.0000	0.0000	0.0000	0.0000		0.0000	0.0000	0.0000		0.0000
Unmitigated	0.0000	0.0000	0.0000	0.0000	0.0000	0.0000	0.0000	0.0000	0.0000	0.0000		0.0000	0.0000	0.0000		0.0000

4.2 Trip Summary Information

	Average Daily Trip Rate			Unmitigated	Mitigated
Land Use	Weekday	Saturday	Sunday	Annual VMT	Annual VMT
User Defined Industrial	0.00	0.00	0.00		
Total	0.00	0.00	0.00		

4.3 Trip Type Information

	Miles			Trip %			Trip Purpose %		
Land Use	H-W or C-W	H-S or C-C	H-O or C-NW	H-W or C-W	H-S or C-C	H-O or C-NW	Primary	Diverted	Pass-by

User Defined Industrial	9.50	7.30	7.30	0.00	0.00	0.00	0	0	0

LDA	LDT1	LDT2	MDV	LHD1	LHD2	MHD	HHD	OBUS	UBUS	MCY	SBUS	MH
0.511923	0.073395	0.191568	0.130918	0.036235	0.005199	0.012665	0.023708	0.001889	0.002027	0.006511	0.000534	0.003431

5.0 Energy Detail

4.4 Fleet Mix

Historical Energy Use: N

5.1 Mitigation Measures Energy

	ROG	NOx	CO	SO2	Fugitive PM10	Exhaust PM10	PM10 Total	Fugitive PM2.5	Exhaust PM2.5	PM2.5 Total	Bio- CO2	NBio- CO2	Total CO2	CH4	N2O	CO2e
Category	lb/day										lb/day					
NaturalGas Mitigated	0.0000	0.0000	0.0000	0.0000		0.0000	0.0000		0.0000	0.0000		0.0000	0.0000	0.0000	0.0000	0.0000
NaturalGas Unmitigated	0.0000	0.0000	0.0000	0.0000		0.0000	0.0000		0.0000	0.0000		0.0000	0.0000	0.0000	0.0000	0.0000

5.2 Energy by Land Use - NaturalGas

Unmitigated

	NaturalGas Use	ROG	NOx	CO	SO2	Fugitive PM10	Exhaust PM10	PM10 Total	Fugitive PM2.5	Exhaust PM2.5	PM2.5 Total	Bio- CO2	NBio- CO2	Total CO2	CH4	N2O	CO2e
Land Use	kBTU/yr	lb/day										lb/day					
User Defined Industrial	0	0.0000	0.0000	0.0000	0.0000		0.0000	0.0000		0.0000	0.0000		0.0000	0.0000	0.0000	0.0000	0.0000

Total		**0.0000**	**0.0000**	**0.0000**	**0.0000**		**0.0000**	**0.0000**		**0.0000**	**0.0000**		**0.0000**	**0.0000**	**0.0000**	**0.0000**	**0.0000**

Mitigated

	NaturalGas Use	ROG	NOx	CO	SO2	Fugitive PM10	Exhaust PM10	PM10 Total	Fugitive PM2.5	Exhaust PM2.5	PM2.5 Total	Bio- CO2	NBio- CO2	Total CO2	CH4	N2O	CO2e
Land Use	kBTU/yr	lb/day										lb/day					
User Defined Industrial	0	0.0000	0.0000	0.0000	0.0000		0.0000	0.0000		0.0000	0.0000		0.0000	0.0000	0.0000	0.0000	0.0000
Total		**0.0000**	**0.0000**	**0.0000**	**0.0000**		**0.0000**	**0.0000**		**0.0000**	**0.0000**		**0.0000**	**0.0000**	**0.0000**	**0.0000**	**0.0000**

6.0 Area Detail

6.1 Mitigation Measures Area

	ROG	NOx	CO	SO2	Fugitive PM10	Exhaust PM10	PM10 Total	Fugitive PM2.5	Exhaust PM2.5	PM2.5 Total	Bio- CO2	NBio- CO2	Total CO2	CH4	N2O	CO2e
Category	lb/day										lb/day					
Mitigated	1.0000e-005	0.0000	1.0000e-004	0.0000		0.0000	0.0000		0.0000	0.0000		2.2000e-004	2.2000e-004	0.0000		2.3000e-004
Unmitigated	1.0000e-005	0.0000	1.0000e-004	0.0000		0.0000	0.0000		0.0000	0.0000		2.2000e-004	2.2000e-004	0.0000		2.3000e-004

6.2 Area by SubCategory

Unmitigated

	ROG	NOx	CO	SO2	Fugitive PM10	Exhaust PM10	PM10 Total	Fugitive PM2.5	Exhaust PM2.5	PM2.5 Total	Bio- CO2	NBio- CO2	Total CO2	CH4	N2O	CO2e
SubCategory	lb/day										lb/day					
Consumer Products	0.0000					0.0000	0.0000		0.0000	0.0000			0.0000			0.0000
Landscaping	1.0000e-005	0.0000	1.0000e-004	0.0000		0.0000	0.0000		0.0000	0.0000		2.2000e-004	2.2000e-004	0.0000		2.3000e-004
Architectural Coating	0.0000					0.0000	0.0000		0.0000	0.0000			0.0000			0.0000
Total	**1.0000e-005**	**0.0000**	**1.0000e-004**	**0.0000**		**0.0000**	**0.0000**		**0.0000**	**0.0000**		**2.2000e-004**	**2.2000e-004**	**0.0000**		**2.3000e-004**

Mitigated

	ROG	NOx	CO	SO2	Fugitive PM10	Exhaust PM10	PM10 Total	Fugitive PM2.5	Exhaust PM2.5	PM2.5 Total	Bio- CO2	NBio- CO2	Total CO2	CH4	N2O	CO2e
SubCategory	lb/day										lb/day					
Consumer Products	0.0000					0.0000	0.0000		0.0000	0.0000			0.0000			0.0000
Landscaping	1.0000e-005	0.0000	1.0000e-004	0.0000		0.0000	0.0000		0.0000	0.0000		2.2000e-004	2.2000e-004	0.0000		2.3000e-004
Architectural Coating	0.0000					0.0000	0.0000		0.0000	0.0000			0.0000			0.0000
Total	**1.0000e-005**	**0.0000**	**1.0000e-004**	**0.0000**		**0.0000**	**0.0000**		**0.0000**	**0.0000**		**2.2000e-004**	**2.2000e-004**	**0.0000**		**2.3000e-004**

7.0 Water Detail

7.1 Mitigation Measures Water

8.0 Waste Detail

8.1 Mitigation Measures Waste

9.0 Operational Offroad

Equipment Type	Number	Hours/Day	Days/Year	Horse Power	Load Factor	Fuel Type

10.0 Vegetation

MBC Improvements Const

San Diego Air Basin, Winter

1.0 Project Characteristics

1.1 Land Usage

Land Uses	Size	Metric	Lot Acreage	Floor Surface Area	Population
User Defined Industrial	1.00	User Defined Unit	0.00	0.00	0

1.2 Other Project Characteristics

Urbanization	Urban	**Wind Speed (m/s)**	2.6	**Precipitation Freq (Days)**	40
Climate Zone	13			**Operational Year**	2025
Utility Company	San Diego Gas & Electric				
CO2 Intensity (lb/MWhr)	720.49	**CH4 Intensity (lb/MWhr)**	0.029	**N2O Intensity (lb/MWhr)**	0.006

1.3 User Entered Comments & Non-Default Data

Project Characteristics -

Land Use -

Construction Phase - Modified

Off-road Equipment - Modified

Off-road Equipment - Modified

Off-road Equipment - Modified

Trips and VMT - Modified

Grading -

Table Name	Column Name	Default Value	New Value
tblConstructionPhase	NumDays	0.00	286.00
tblConstructionPhase	NumDays	0.00	20.00

tblConstructionPhase	NumDays	0.00	20.00
tblGrading	MaterialExported	0.00	160.00
tblOffRoadEquipment	OffRoadEquipmentUnitAmount	4.00	0.00
tblOffRoadEquipment	OffRoadEquipmentUnitAmount	2.00	1.00
tblOffRoadEquipment	OffRoadEquipmentUnitAmount	1.00	0.00
tblOffRoadEquipment	OffRoadEquipmentUnitAmount	1.00	0.00
tblOffRoadEquipment	OffRoadEquipmentUnitAmount	1.00	0.00
tblProjectCharacteristics	OperationalYear	2014	2025
tblTripsAndVMT	HaulingTripNumber	20.00	200.00
tblTripsAndVMT	VendorTripNumber	0.00	4.00
tblTripsAndVMT	VendorTripNumber	0.00	2.00
tblTripsAndVMT	WorkerTripNumber	0.00	18.00

2.0 Emissions Summary

2.1 Overall Construction (Maximum Daily Emission)

Unmitigated Construction

	ROG	NOx	CO	SO2	Fugitive PM10	Exhaust PM10	PM10 Total	Fugitive PM2.5	Exhaust PM2.5	PM2.5 Total	Bio- CO2	NBio- CO2	Total CO2	CH4	N2O	CO2e
Year	lb/day										lb/day					
2026	1.2392	10.0303	13.7293	0.0241	6.2651	0.3869	6.6242	3.3766	0.3701	3.7070	0.0000	2,185.5937	2,185.5937	0.3874	0.0000	2,193.7290
2027	1.2377	10.0282	13.7111	0.0241	0.1611	0.3869	0.5480	0.0430	0.3701	0.4131	0.0000	2,184.5448	2,184.5448	0.3873	0.0000	2,192.6778
Total	**2.4769**	**20.0585**	**27.4404**	**0.0483**	**6.4263**	**0.7738**	**7.1723**	**3.4196**	**0.7402**	**4.1201**	**0.0000**	**4,370.1385**	**4,370.1385**	**0.7747**	**0.0000**	**4,386.4068**

Mitigated Construction

	ROG	NOx	CO	SO2	Fugitive PM10	Exhaust PM10	PM10 Total	Fugitive PM2.5	Exhaust PM2.5	PM2.5 Total	Bio- CO2	NBio- CO2	Total CO2	CH4	N2O	CO2e
Year	lb/day										lb/day					
2026	1.2392	10.0303	13.7293	0.0241	6.2651	0.3869	6.6242	3.3766	0.3701	3.7070	0.0000	2,185.5937	2,185.5937	0.3874	0.0000	2,193.7290
2027	1.2377	10.0282	13.7111	0.0241	0.1611	0.3869	0.5480	0.0430	0.3701	0.4131	0.0000	2,184.5448	2,184.5448	0.3873	0.0000	2,192.6778
Total	**2.4769**	**20.0585**	**27.4404**	**0.0483**	**6.4263**	**0.7738**	**7.1723**	**3.4196**	**0.7402**	**4.1201**	**0.0000**	**4,370.1385**	**4,370.1385**	**0.7747**	**0.0000**	**4,386.4068**

	ROG	**NOx**	**CO**	**SO2**	**Fugitive PM10**	**Exhaust PM10**	**PM10 Total**	**Fugitive PM2.5**	**Exhaust PM2.5**	**PM2.5 Total**	**Bio- CO2**	**NBio-CO2**	**Total CO2**	**CH4**	**N20**	**CO2e**
Percent Reduction	**0.00**	**0.00**	**0.00**	**0.00**	**0.00**	**0.00**	**0.00**	**0.00**	**0.00**	**0.00**	**0.00**	**0.00**	**0.00**	**0.00**	**0.00**	**0.00**

2.2 Overall Operational

Unmitigated Operational

	ROG	NOx	CO	SO2	Fugitive PM10	Exhaust PM10	PM10 Total	Fugitive PM2.5	Exhaust PM2.5	PM2.5 Total	Bio- CO2	NBio- CO2	Total CO2	CH4	N2O	CO2e
Category	lb/day										lb/day					
Area	1.0000e-005	0.0000	1.0000e-004	0.0000		0.0000	0.0000		0.0000	0.0000		2.2000e-004	2.2000e-004	0.0000		2.3000e-004
Energy	0.0000	0.0000	0.0000	0.0000		0.0000	0.0000		0.0000	0.0000		0.0000	0.0000	0.0000	0.0000	0.0000
Mobile	0.0000	0.0000	0.0000	0.0000	0.0000	0.0000	0.0000	0.0000	0.0000	0.0000		0.0000	0.0000	0.0000		0.0000
Total	**1.0000e-005**	**0.0000**	**1.0000e-004**	**0.0000**	**0.0000**	**0.0000**	**0.0000**	**0.0000**	**0.0000**	**0.0000**		**2.2000e-004**	**2.2000e-004**	**0.0000**	**0.0000**	**2.3000e-004**

Mitigated Operational

	ROG	NOx	CO	SO2	Fugitive PM10	Exhaust PM10	PM10 Total	Fugitive PM2.5	Exhaust PM2.5	PM2.5 Total	Bio- CO2	NBio- CO2	Total CO2	CH4	N2O	CO2e

Category	lb/day										lb/day					
Area	1.0000e-005	0.0000	1.0000e-004	0.0000		0.0000	0.0000		0.0000	0.0000		2.2000e-004	2.2000e-004	0.0000		2.3000e-004
Energy	0.0000	0.0000	0.0000	0.0000		0.0000	0.0000		0.0000	0.0000		0.0000	0.0000	0.0000	0.0000	0.0000
Mobile	0.0000	0.0000	0.0000	0.0000	0.0000	0.0000	0.0000	0.0000	0.0000	0.0000		0.0000	0.0000	0.0000		0.0000
Total	**1.0000e-005**	**0.0000**	**1.0000e-004**	**0.0000**	**0.0000**	**0.0000**	**0.0000**	**0.0000**	**0.0000**	**0.0000**		**2.2000e-004**	**2.2000e-004**	**0.0000**	**0.0000**	**2.3000e-004**

	ROG	NOx	CO	SO2	Fugitive PM10	Exhaust PM10	PM10 Total	Fugitive PM2.5	Exhaust PM2.5	PM2.5 Total	Bio- CO2	NBio-CO2	Total CO2	CH4	N20	CO2e
Percent Reduction	**0.00**	**0.00**	**0.00**	**0.00**	**0.00**	**0.00**	**0.00**	**0.00**	**0.00**	**0.00**	**0.00**	**0.00**	**0.00**	**0.00**	**0.00**	**0.00**

3.0 Construction Detail

Construction Phase

Phase Number	Phase Name	Phase Type	Start Date	End Date	Num Days Week	Num Days	Phase Description
1	Site Preparation	Site Preparation	5/15/2026	6/11/2026	5	20	
2	Building Construction	Building Construction	6/12/2026	7/16/2027	5	286	
3	Paving	Paving	7/17/2027	8/13/2027	5	20	

Acres of Grading (Site Preparation Phase): 0

Acres of Grading (Grading Phase): 0

Acres of Paving: 0

Residential Indoor: 0; Residential Outdoor: 0; Non-Residential Indoor: 0; Non-Residential Outdoor: 0 (Architectural Coating – sqft)

OffRoad Equipment

Phase Name	Offroad Equipment Type	Amount	Usage Hours	Horse Power	Load Factor
Site Preparation	Graders	0	8.00	174	0.41
Site Preparation	Rubber Tired Dozers	1	8.00	255	0.40
Site Preparation	Tractors/Loaders/Backhoes	1	8.00	97	0.37

Building Construction	Cranes	1	4.00	226	0.29
Building Construction	Forklifts	1	6.00	89	0.20
Building Construction	Generator Sets	1	8.00	84	0.74
Building Construction	Tractors/Loaders/Backhoes	2	8.00	97	0.37
Building Construction	Welders	2	8.00	46	0.45
Paving	Cement and Mortar Mixers	0	6.00	9	0.56
Paving	Pavers	1	7.00	125	0.42
Paving	Paving Equipment	1	8.00	130	0.36
Paving	Rollers	0	7.00	80	0.38
Paving	Tractors/Loaders/Backhoes	0	7.00	97	0.37

Trips and VMT

Phase Name	Offroad Equipment Count	Worker Trip Number	Vendor Trip Number	Hauling Trip Number	Worker Trip Length	Vendor Trip Length	Hauling Trip Length	Worker Vehicle Class	Vendor Vehicle Class	Hauling Vehicle Class
Site Preparation	2	5.00	4.00	200.00	10.80	7.30	20.00	LD_Mix	HDT_Mix	HHDT
Building Construction	7	18.00	2.00	0.00	10.80	7.30	20.00	LD_Mix	HDT_Mix	HHDT
Paving	2	5.00	0.00	0.00	10.80	7.30	20.00	LD_Mix	HDT_Mix	HHDT

3.1 Mitigation Measures Construction

3.2 Site Preparation - 2026

Unmitigated Construction On-Site

	ROG	NOx	CO	SO2	Fugitive PM10	Exhaust PM10	PM10 Total	Fugitive PM2.5	Exhaust PM2.5	PM2.5 Total	Bio- CO2	NBio- CO2	Total CO2	CH4	N2O	CO2e
Category	lb/day										lb/day					
Fugitive Dust					6.0232	0.0000	6.0232	3.3104	0.0000	3.3104			0.0000			0.0000
Off-Road	0.7921	7.3969	7.5527	0.0120		0.3251	0.3251		0.2991	0.2991		1,163.9281	1,163.9281	0.3764		1,171.8333

Total	**0.7921**	**7.3969**	**7.5527**	**0.0120**	**6.0232**	**0.3251**	**6.3483**	**3.3104**	**0.2991**	**3.6095**		**1,163.9281**	**1,163.9281**	**0.3764**		**1,171.8333**

Unmitigated Construction Off-Site

	ROG	NOx	CO	SO2	Fugitive PM10	Exhaust PM10	PM10 Total	Fugitive PM2.5	Exhaust PM2.5	PM2.5 Total	Bio- CO2	NBio- CO2	Total CO2	CH4	N2O	CO2e
Category	lb/day										lb/day					
Hauling	0.1484	1.0486	1.9530	7.3800e-003	0.1743	0.0304	0.2047	0.0477	0.0280	0.0757		693.6717	693.6717	4.9100e-003		693.7748
Vendor	0.0274	0.1460	0.4014	9.3000e-004	0.0266	3.3400e-003	0.0299	7.5700e-003	3.0800e-003	0.0107		87.4462	87.4462	6.4000e-004		87.4595
Worker	0.0103	0.0122	0.1130	4.9000e-004	0.0411	3.1000e-004	0.0414	0.0109	2.9000e-004	0.0112		32.0502	32.0502	1.3700e-003		32.0789
Total	**0.1860**	**1.2068**	**2.4674**	**8.8000e-003**	**0.2419**	**0.0340**	**0.2760**	**0.0662**	**0.0313**	**0.0975**		**813.1681**	**813.1681**	**6.9200e-003**		**813.3132**

Mitigated Construction On-Site

	ROG	NOx	CO	SO2	Fugitive PM10	Exhaust PM10	PM10 Total	Fugitive PM2.5	Exhaust PM2.5	PM2.5 Total	Bio- CO2	NBio- CO2	Total CO2	CH4	N2O	CO2e
Category	lb/day										lb/day					
Fugitive Dust					6.0232	0.0000	6.0232	3.3104	0.0000	3.3104			0.0000			0.0000
Off-Road	0.7921	7.3969	7.5527	0.0120		0.3251	0.3251		0.2991	0.2991	0.0000	1,163.9281	1,163.9281	0.3764		1,171.8333
Total	**0.7921**	**7.3969**	**7.5527**	**0.0120**	**6.0232**	**0.3251**	**6.3483**	**3.3104**	**0.2991**	**3.6095**	**0.0000**	**1,163.9281**	**1,163.9281**	**0.3764**		**1,171.8333**

Mitigated Construction Off-Site

	ROG	NOx	CO	SO2	Fugitive PM10	Exhaust PM10	PM10 Total	Fugitive PM2.5	Exhaust PM2.5	PM2.5 Total	Bio- CO2	NBio- CO2	Total CO2	CH4	N2O	CO2e
Category	lb/day										lb/day					
Hauling	0.1484	1.0486	1.9530	7.3800e-003	0.1743	0.0304	0.2047	0.0477	0.0280	0.0757		693.6717	693.6717	4.9100e-003		693.7748
Vendor	0.0274	0.1460	0.4014	9.3000e-004	0.0266	3.3400e-003	0.0299	7.5700e-003	3.0800e-003	0.0107		87.4462	87.4462	6.4000e-004		87.4595
Worker	0.0103	0.0122	0.1130	4.9000e-004	0.0411	3.1000e-004	0.0414	0.0109	2.9000e-004	0.0112		32.0502	32.0502	1.3700e-003		32.0789
Total	**0.1860**	**1.2068**	**2.4674**	**8.8000e-003**	**0.2419**	**0.0340**	**0.2760**	**0.0662**	**0.0313**	**0.0975**		**813.1681**	**813.1681**	**6.9200e-003**		**813.3132**

3.3 Building Construction - 2026

Unmitigated Construction On-Site

	ROG	NOx	CO	SO2	Fugitive PM10	Exhaust PM10	PM10 Total	Fugitive PM2.5	Exhaust PM2.5	PM2.5 Total	Bio- CO2	NBio- CO2	Total CO2	CH4	N2O	CO2e
Category	lb/day										lb/day					
Off-Road	1.1884	9.9133	13.1219	0.0219		0.3841	0.3841		0.3675	0.3675		2,026.4901	2,026.4901	0.3822		2,034.5153
Total	**1.1884**	**9.9133**	**13.1219**	**0.0219**		**0.3841**	**0.3841**		**0.3675**	**0.3675**		**2,026.4901**	**2,026.4901**	**0.3822**		**2,034.5153**

Unmitigated Construction Off-Site

	ROG	NOx	CO	SO2	Fugitive PM10	Exhaust PM10	PM10 Total	Fugitive PM2.5	Exhaust PM2.5	PM2.5 Total	Bio- CO2	NBio- CO2	Total CO2	CH4	N2O	CO2e
Category	lb/day										lb/day					

Hauling	0.0000	0.0000	0.0000	0.0000	0.0000	0.0000	0.0000	0.0000	0.0000	0.0000		0.0000	0.0000	0.0000		0.0000
Vendor	0.0137	0.0730	0.2007	4.7000e-004	0.0133	1.6700e-003	0.0150	3.7900e-003	1.5400e-003	5.3300e-003		43.7231	43.7231	3.2000e-004		43.7298
Worker	0.0371	0.0440	0.4067	1.7600e-003	0.1479	1.1100e-003	0.1490	0.0392	1.0300e-003	0.0403		115.3806	115.3806	4.9200e-003		115.4839
Total	**0.0508**	**0.1169**	**0.6074**	**2.2300e-003**	**0.1612**	**2.7800e-003**	**0.1639**	**0.0430**	**2.5700e-003**	**0.0456**		**159.1037**	**159.1037**	**5.2400e-003**		**159.2137**

Mitigated Construction On-Site

	ROG	NOx	CO	SO2	Fugitive PM10	Exhaust PM10	PM10 Total	Fugitive PM2.5	Exhaust PM2.5	PM2.5 Total	Bio- CO2	NBio- CO2	Total CO2	CH4	N2O	CO2e
Category	lb/day										lb/day					
Off-Road	1.1884	9.9133	13.1219	0.0219		0.3841	0.3841		0.3675	0.3675	0.0000	2,026.4901	2,026.4901	0.3822		2,034.5153
Total	**1.1884**	**9.9133**	**13.1219**	**0.0219**		**0.3841**	**0.3841**		**0.3675**	**0.3675**	**0.0000**	**2,026.4901**	**2,026.4901**	**0.3822**		**2,034.5153**

Mitigated Construction Off-Site

	ROG	NOx	CO	SO2	Fugitive PM10	Exhaust PM10	PM10 Total	Fugitive PM2.5	Exhaust PM2.5	PM2.5 Total	Bio- CO2	NBio- CO2	Total CO2	CH4	N2O	CO2e
Category	lb/day										lb/day					
Hauling	0.0000	0.0000	0.0000	0.0000	0.0000	0.0000	0.0000	0.0000	0.0000	0.0000		0.0000	0.0000	0.0000		0.0000
Vendor	0.0137	0.0730	0.2007	4.7000e-004	0.0133	1.6700e-003	0.0150	3.7900e-003	1.5400e-003	5.3300e-003		43.7231	43.7231	3.2000e-004		43.7298
Worker	0.0371	0.0440	0.4067	1.7600e-003	0.1479	1.1100e-003	0.1490	0.0392	1.0300e-003	0.0403		115.3806	115.3806	4.9200e-003		115.4839
Total	**0.0508**	**0.1169**	**0.6074**	**2.2300e-003**	**0.1612**	**2.7800e-003**	**0.1639**	**0.0430**	**2.5700e-003**	**0.0456**		**159.1037**	**159.1037**	**5.2400e-003**		**159.2137**

3.3 Building Construction - 2027

Unmitigated Construction On-Site

	ROG	NOx	CO	SO2	Fugitive PM10	Exhaust PM10	PM10 Total	Fugitive PM2.5	Exhaust PM2.5	PM2.5 Total	Bio- CO2	NBio- CO2	Total CO2	CH4	N2O	CO2e
Category	lb/day										lb/day					
Off-Road	1.1884	9.9133	13.1219	0.0219		0.3841	0.3841		0.3675	0.3675		2,026.4901	2,026.4901	0.3822		2,034.5153
Total	**1.1884**	**9.9133**	**13.1219**	**0.0219**		**0.3841**	**0.3841**		**0.3675**	**0.3675**		**2,026.4901**	**2,026.4901**	**0.3822**		**2,034.5153**

Unmitigated Construction Off-Site

	ROG	NOx	CO	SO2	Fugitive PM10	Exhaust PM10	PM10 Total	Fugitive PM2.5	Exhaust PM2.5	PM2.5 Total	Bio- CO2	NBio- CO2	Total CO2	CH4	N2O	CO2e
Category	lb/day										lb/day					
Hauling	0.0000	0.0000	0.0000	0.0000	0.0000	0.0000	0.0000	0.0000	0.0000	0.0000		0.0000	0.0000	0.0000		0.0000
Vendor	0.0133	0.0723	0.1950	4.7000e-004	0.0133	1.6700e-003	0.0150	3.7900e-003	1.5400e-003	5.3300e-003		43.7284	43.7284	3.2000e-004		43.7351
Worker	0.0359	0.0426	0.3942	1.7600e-003	0.1479	1.1200e-003	0.1490	0.0392	1.0400e-003	0.0403		114.3263	114.3263	4.8200e-003		114.4275
Total	**0.0493**	**0.1149**	**0.5892**	**2.2300e-003**	**0.1612**	**2.7900e-003**	**0.1639**	**0.0430**	**2.5800e-003**	**0.0456**		**158.0547**	**158.0547**	**5.1400e-003**		**158.1626**

Mitigated Construction On-Site

	ROG	NOx	CO	SO2	Fugitive PM10	Exhaust PM10	PM10 Total	Fugitive PM2.5	Exhaust PM2.5	PM2.5 Total	Bio- CO2	NBio- CO2	Total CO2	CH4	N2O	CO2e
Category	lb/day										lb/day					
Off-Road	1.1884	9.9133	13.1219	0.0219		0.3841	0.3841		0.3675	0.3675	0.0000	2,026.4901	2,026.4901	0.3822		2,034.5153
Total	**1.1884**	**9.9133**	**13.1219**	**0.0219**		**0.3841**	**0.3841**		**0.3675**	**0.3675**	**0.0000**	**2,026.4901**	**2,026.4901**	**0.3822**		**2,034.5153**

Mitigated Construction Off-Site

	ROG	NOx	CO	SO2	Fugitive PM10	Exhaust PM10	PM10 Total	Fugitive PM2.5	Exhaust PM2.5	PM2.5 Total	Bio- CO2	NBio- CO2	Total CO2	CH4	N2O	CO2e
Category	lb/day										lb/day					
Hauling	0.0000	0.0000	0.0000	0.0000	0.0000	0.0000	0.0000	0.0000	0.0000	0.0000		0.0000	0.0000	0.0000		0.0000
Vendor	0.0133	0.0723	0.1950	4.7000e-004	0.0133	1.6700e-003	0.0150	3.7900e-003	1.5400e-003	5.3300e-003		43.7284	43.7284	3.2000e-004		43.7351
Worker	0.0359	0.0426	0.3942	1.7600e-003	0.1479	1.1200e-003	0.1490	0.0392	1.0400e-003	0.0403		114.3263	114.3263	4.8200e-003		114.4275
Total	**0.0493**	**0.1149**	**0.5892**	**2.2300e-003**	**0.1612**	**2.7900e-003**	**0.1639**	**0.0430**	**2.5800e-003**	**0.0456**		**158.0547**	**158.0547**	**5.1400e-003**		**158.1626**

3.4 Paving - 2027

Unmitigated Construction On-Site

	ROG	NOx	CO	SO2	Fugitive PM10	Exhaust PM10	PM10 Total	Fugitive PM2.5	Exhaust PM2.5	PM2.5 Total	Bio- CO2	NBio- CO2	Total CO2	CH4	N2O	CO2e
Category	lb/day										lb/day					
Off-Road	0.2908	2.5775	4.9443	7.9700e-003		0.1240	0.1240		0.1141	0.1141		771.1497	771.1497	0.2494		776.3872

Paving	0.0000					0.0000	0.0000		0.0000	0.0000			0.0000			0.0000
Total	**0.2908**	**2.5775**	**4.9443**	**7.9700e-003**		**0.1240**	**0.1240**		**0.1141**	**0.1141**		**771.1497**	**771.1497**	**0.2494**		**776.3872**

Unmitigated Construction Off-Site

	ROG	NOx	CO	SO2	Fugitive PM10	Exhaust PM10	PM10 Total	Fugitive PM2.5	Exhaust PM2.5	PM2.5 Total	Bio- CO2	NBio- CO2	Total CO2	CH4	N2O	CO2e
Category	lb/day										lb/day					
Hauling	0.0000	0.0000	0.0000	0.0000	0.0000	0.0000	0.0000	0.0000	0.0000	0.0000		0.0000	0.0000	0.0000		0.0000
Vendor	0.0000	0.0000	0.0000	0.0000	0.0000	0.0000	0.0000	0.0000	0.0000	0.0000		0.0000	0.0000	0.0000		0.0000
Worker	9.9800e-003	0.0118	0.1095	4.9000e-004	0.0411	3.1000e-004	0.0414	0.0109	2.9000e-004	0.0112		31.7573	31.7573	1.3400e-003		31.7854
Total	**9.9800e-003**	**0.0118**	**0.1095**	**4.9000e-004**	**0.0411**	**3.1000e-004**	**0.0414**	**0.0109**	**2.9000e-004**	**0.0112**		**31.7573**	**31.7573**	**1.3400e-003**		**31.7854**

Mitigated Construction On-Site

	ROG	NOx	CO	SO2	Fugitive PM10	Exhaust PM10	PM10 Total	Fugitive PM2.5	Exhaust PM2.5	PM2.5 Total	Bio- CO2	NBio- CO2	Total CO2	CH4	N2O	CO2e
Category	lb/day										lb/day					
Off-Road	0.2908	2.5775	4.9443	7.9700e-003		0.1240	0.1240		0.1141	0.1141	0.0000	771.1497	771.1497	0.2494		776.3872
Paving	0.0000					0.0000	0.0000		0.0000	0.0000			0.0000			0.0000
Total	**0.2908**	**2.5775**	**4.9443**	**7.9700e-003**		**0.1240**	**0.1240**		**0.1141**	**0.1141**	**0.0000**	**771.1497**	**771.1497**	**0.2494**		**776.3872**

Mitigated Construction Off-Site

	ROG	NOx	CO	SO2	Fugitive PM10	Exhaust PM10	PM10 Total	Fugitive PM2.5	Exhaust PM2.5	PM2.5 Total	Bio- CO2	NBio- CO2	Total CO2	CH4	N2O	CO2e
Category	lb/day										lb/day					
Hauling	0.0000	0.0000	0.0000	0.0000	0.0000	0.0000	0.0000	0.0000	0.0000	0.0000		0.0000	0.0000	0.0000		0.0000
Vendor	0.0000	0.0000	0.0000	0.0000	0.0000	0.0000	0.0000	0.0000	0.0000	0.0000		0.0000	0.0000	0.0000		0.0000
Worker	9.9800e-003	0.0118	0.1095	4.9000e-004	0.0411	3.1000e-004	0.0414	0.0109	2.9000e-004	0.0112		31.7573	31.7573	1.3400e-003		31.7854
Total	**9.9800e-003**	**0.0118**	**0.1095**	**4.9000e-004**	**0.0411**	**3.1000e-004**	**0.0414**	**0.0109**	**2.9000e-004**	**0.0112**		**31.7573**	**31.7573**	**1.3400e-003**		**31.7854**

4.0 Operational Detail - Mobile

4.1 Mitigation Measures Mobile

	ROG	NOx	CO	SO2	Fugitive PM10	Exhaust PM10	PM10 Total	Fugitive PM2.5	Exhaust PM2.5	PM2.5 Total	Bio- CO2	NBio- CO2	Total CO2	CH4	N2O	CO2e
Category	lb/day										lb/day					
Mitigated	0.0000	0.0000	0.0000	0.0000	0.0000	0.0000	0.0000	0.0000	0.0000	0.0000		0.0000	0.0000	0.0000		0.0000
Unmitigated	0.0000	0.0000	0.0000	0.0000	0.0000	0.0000	0.0000	0.0000	0.0000	0.0000		0.0000	0.0000	0.0000		0.0000

4.2 Trip Summary Information

	Average Daily Trip Rate			Unmitigated	Mitigated
Land Use	Weekday	Saturday	Sunday	Annual VMT	Annual VMT
User Defined Industrial	0.00	0.00	0.00		
Total	0.00	0.00	0.00		

4.3 Trip Type Information

	Miles			Trip %			Trip Purpose %		
Land Use	H-W or C-W	H-S or C-C	H-O or C-NW	H-W or C-W	H-S or C-C	H-O or C-NW	Primary	Diverted	Pass-by
User Defined Industrial	9.50	7.30	7.30	0.00	0.00	0.00	0	0	0

LDA	LDT1	LDT2	MDV	LHD1	LHD2	MHD	HHD	OBUS	UBUS	MCY	SBUS	MH
0.511923	0.073395	0.191568	0.130918	0.036235	0.005199	0.012665	0.023708	0.001889	0.002027	0.006511	0.000534	0.003431

5.0 Energy Detail

4.4 Fleet Mix

Historical Energy Use: N

5.1 Mitigation Measures Energy

	ROG	NOx	CO	SO2	Fugitive PM10	Exhaust PM10	PM10 Total	Fugitive PM2.5	Exhaust PM2.5	PM2.5 Total	Bio- CO2	NBio- CO2	Total CO2	CH4	N2O	CO2e
Category	lb/day										lb/day					
NaturalGas Mitigated	0.0000	0.0000	0.0000	0.0000		0.0000	0.0000		0.0000	0.0000		0.0000	0.0000	0.0000	0.0000	0.0000
NaturalGas Unmitigated	0.0000	0.0000	0.0000	0.0000		0.0000	0.0000		0.0000	0.0000		0.0000	0.0000	0.0000	0.0000	0.0000

5.2 Energy by Land Use - NaturalGas

Unmitigated

	NaturalGas Use	ROG	NOx	CO	SO2	Fugitive PM10	Exhaust PM10	PM10 Total	Fugitive PM2.5	Exhaust PM2.5	PM2.5 Total	Bio- CO2	NBio- CO2	Total CO2	CH4	N2O	CO2e

Land Use	kBTU/yr	lb/day										lb/day					
User Defined Industrial	0	0.0000	0.0000	0.0000	0.0000		0.0000	0.0000		0.0000	0.0000		0.0000	0.0000	0.0000	0.0000	0.0000
Total		**0.0000**	**0.0000**	**0.0000**	**0.0000**		**0.0000**	**0.0000**		**0.0000**	**0.0000**		**0.0000**	**0.0000**	**0.0000**	**0.0000**	**0.0000**

Mitigated

	NaturalGas Use	ROG	NOx	CO	SO2	Fugitive PM10	Exhaust PM10	PM10 Total	Fugitive PM2.5	Exhaust PM2.5	PM2.5 Total	Bio- CO2	NBio- CO2	Total CO2	CH4	N2O	CO2e
Land Use	kBTU/yr	lb/day										lb/day					
User Defined Industrial	0	0.0000	0.0000	0.0000	0.0000		0.0000	0.0000		0.0000	0.0000		0.0000	0.0000	0.0000	0.0000	0.0000
Total		**0.0000**	**0.0000**	**0.0000**	**0.0000**		**0.0000**	**0.0000**		**0.0000**	**0.0000**		**0.0000**	**0.0000**	**0.0000**	**0.0000**	**0.0000**

6.0 Area Detail

6.1 Mitigation Measures Area

	ROG	NOx	CO	SO2	Fugitive PM10	Exhaust PM10	PM10 Total	Fugitive PM2.5	Exhaust PM2.5	PM2.5 Total	Bio- CO2	NBio- CO2	Total CO2	CH4	N2O	CO2e
Category	lb/day										lb/day					
Mitigated	1.0000e-005	0.0000	1.0000e-004	0.0000		0.0000	0.0000		0.0000	0.0000		2.2000e-004	2.2000e-004	0.0000		2.3000e-004
Unmitigated	1.0000e-005	0.0000	1.0000e-004	0.0000		0.0000	0.0000		0.0000	0.0000		2.2000e-004	2.2000e-004	0.0000		2.3000e-004

6.2 Area by SubCategory

Unmitigated

	ROG	NOx	CO	SO2	Fugitive PM10	Exhaust PM10	PM10 Total	Fugitive PM2.5	Exhaust PM2.5	PM2.5 Total	Bio- CO2	NBio- CO2	Total CO2	CH4	N2O	CO2e
SubCategory	lb/day										lb/day					
Architectural Coating	0.0000					0.0000	0.0000		0.0000	0.0000			0.0000			0.0000
Consumer Products	0.0000					0.0000	0.0000		0.0000	0.0000			0.0000			0.0000
Landscaping	1.0000e-005	0.0000	1.0000e-004	0.0000		0.0000	0.0000		0.0000	0.0000		2.2000e-004	2.2000e-004	0.0000		2.3000e-004
Total	**1.0000e-005**	**0.0000**	**1.0000e-004**	**0.0000**		**0.0000**	**0.0000**		**0.0000**	**0.0000**		**2.2000e-004**	**2.2000e-004**	**0.0000**		**2.3000e-004**

Mitigated

	ROG	NOx	CO	SO2	Fugitive PM10	Exhaust PM10	PM10 Total	Fugitive PM2.5	Exhaust PM2.5	PM2.5 Total	Bio- CO2	NBio- CO2	Total CO2	CH4	N2O	CO2e
SubCategory	lb/day										lb/day					
Architectural Coating	0.0000					0.0000	0.0000		0.0000	0.0000			0.0000			0.0000
Consumer Products	0.0000					0.0000	0.0000		0.0000	0.0000			0.0000			0.0000
Landscaping	1.0000e-005	0.0000	1.0000e-004	0.0000		0.0000	0.0000		0.0000	0.0000		2.2000e-004	2.2000e-004	0.0000		2.3000e-004
Total	**1.0000e-005**	**0.0000**	**1.0000e-004**	**0.0000**		**0.0000**	**0.0000**		**0.0000**	**0.0000**		**2.2000e-004**	**2.2000e-004**	**0.0000**		**2.3000e-004**

7.0 Water Detail

7.1 Mitigation Measures Water

8.0 Waste Detail

8.1 Mitigation Measures Waste

9.0 Operational Offroad

Equipment Type	Number	Hours/Day	Days/Year	Horse Power	Load Factor	Fuel Type

10.0 Vegetation

Point Loma WWTP Improvements Const

San Diego Air Basin, Winter

1.0 Project Characteristics

1.1 Land Usage

Land Uses	Size	Metric	Lot Acreage	Floor Surface Area	Population
User Defined Industrial	1.00	User Defined Unit	0.00	0.00	0

1.2 Other Project Characteristics

Urbanization	Urban	**Wind Speed (m/s)**	2.6	**Precipitation Freq (Days)**	40
Climate Zone	13			**Operational Year**	2025
Utility Company	San Diego Gas & Electric				
CO2 Intensity (lb/MWhr)	720.49	**CH4 Intensity (lb/MWhr)**	0.029	**N2O Intensity (lb/MWhr)**	0.006

1.3 User Entered Comments & Non-Default Data

Project Characteristics -

Land Use -

Construction Phase - Modified

Off-road Equipment - Modified

Off-road Equipment - Modified

Off-road Equipment - Modified

Trips and VMT - Modified

Table Name	Column Name	Default Value	New Value
tblConstructionPhase	NumDays	0.00	471.00
tblConstructionPhase	NumDays	0.00	20.00
tblConstructionPhase	NumDays	0.00	20.00

tblConstructionPhase	PhaseEndDate	4/28/2028	4/30/2028
tblConstructionPhase	PhaseStartDate	4/1/2028	4/3/2028
tblGrading	MaterialExported	0.00	160.00
tblOffRoadEquipment	OffRoadEquipmentUnitAmount	4.00	0.00
tblOffRoadEquipment	OffRoadEquipmentUnitAmount	2.00	1.00
tblOffRoadEquipment	OffRoadEquipmentUnitAmount	1.00	0.00
tblOffRoadEquipment	OffRoadEquipmentUnitAmount	1.00	0.00
tblOffRoadEquipment	OffRoadEquipmentUnitAmount	1.00	0.00
tblProjectCharacteristics	OperationalYear	2014	2025
tblTripsAndVMT	HaulingTripNumber	20.00	200.00
tblTripsAndVMT	VendorTripNumber	0.00	4.00
tblTripsAndVMT	VendorTripNumber	0.00	2.00
tblTripsAndVMT	WorkerTripNumber	0.00	18.00

2.0 Emissions Summary

2.1 Overall Construction (Maximum Daily Emission)

Unmitigated Construction

	ROG	NOx	CO	SO2	Fugitive PM10	Exhaust PM10	PM10 Total	Fugitive PM2.5	Exhaust PM2.5	PM2.5 Total	Bio- CO2	NBio- CO2	Total CO2	CH4	N2O	CO2e
Year	lb/day										lb/day					
2026	1.2392	10.0303	13.7293	0.0241	6.2651	0.3869	6.6242	3.3766	0.3701	3.7070	0.0000	2,185.5937	2,185.5937	0.3874	0.0000	2,193.7290
2027	1.2377	10.0282	13.7111	0.0241	0.1611	0.3869	0.5480	0.0430	0.3701	0.4131	0.0000	2,184.5448	2,184.5448	0.3873	0.0000	2,192.6778
2028	1.2364	10.0263	13.6984	0.0241	0.1611	0.3869	0.5480	0.0430	0.3701	0.4131	0.0000	2,183.6533	2,183.6533	0.3872	0.0000	2,191.7844
Total	**3.7133**	**30.0848**	**41.1388**	**0.0724**	**6.5874**	**1.1607**	**7.7203**	**3.4626**	**1.1103**	**4.5332**	**0.0000**	**6,553.7918**	**6,553.7918**	**1.1619**	**0.0000**	**6,578.1912**

Mitigated Construction

	ROG	NOx	CO	SO2	Fugitive PM10	Exhaust PM10	PM10 Total	Fugitive PM2.5	Exhaust PM2.5	PM2.5 Total	Bio- CO2	NBio- CO2	Total CO2	CH4	N2O	CO2e
Year	lb/day										lb/day					
2026	1.2392	10.0303	13.7293	0.0241	6.2651	0.3869	6.6242	3.3766	0.3701	3.7070	0.0000	2,185.5937	2,185.5937	0.3874	0.0000	2,193.7290
2027	1.2377	10.0282	13.7111	0.0241	0.1611	0.3869	0.5480	0.0430	0.3701	0.4131	0.0000	2,184.5448	2,184.5448	0.3873	0.0000	2,192.6778
2028	1.2364	10.0263	13.6984	0.0241	0.1611	0.3869	0.5480	0.0430	0.3701	0.4131	0.0000	2,183.6533	2,183.6533	0.3872	0.0000	2,191.7844
Total	**3.7133**	**30.0848**	**41.1388**	**0.0724**	**6.5874**	**1.1607**	**7.7203**	**3.4626**	**1.1103**	**4.5332**	**0.0000**	**6,553.7918**	**6,553.7918**	**1.1619**	**0.0000**	**6,578.1912**

	ROG	**NOx**	**CO**	**SO2**	**Fugitive PM10**	**Exhaust PM10**	**PM10 Total**	**Fugitive PM2.5**	**Exhaust PM2.5**	**PM2.5 Total**	**Bio- CO2**	**NBio-CO2**	**Total CO2**	**CH4**	**N20**	**CO2e**
Percent Reduction	**0.00**	**0.00**	**0.00**	**0.00**	**0.00**	**0.00**	**0.00**	**0.00**	**0.00**	**0.00**	**0.00**	**0.00**	**0.00**	**0.00**	**0.00**	**0.00**

2.2 Overall Operational

Unmitigated Operational

	ROG	NOx	CO	SO2	Fugitive PM10	Exhaust PM10	PM10 Total	Fugitive PM2.5	Exhaust PM2.5	PM2.5 Total	Bio- CO2	NBio- CO2	Total CO2	CH4	N2O	CO2e
Category	lb/day										lb/day					
Area	1.0000e-005	0.0000	1.0000e-004	0.0000		0.0000	0.0000		0.0000	0.0000		2.2000e-004	2.2000e-004	0.0000		2.3000e-004
Energy	0.0000	0.0000	0.0000	0.0000		0.0000	0.0000		0.0000	0.0000		0.0000	0.0000	0.0000	0.0000	0.0000
Mobile	0.0000	0.0000	0.0000	0.0000	0.0000	0.0000	0.0000	0.0000	0.0000	0.0000		0.0000	0.0000	0.0000		0.0000
Total	**1.0000e-005**	**0.0000**	**1.0000e-004**	**0.0000**	**0.0000**	**0.0000**	**0.0000**	**0.0000**	**0.0000**	**0.0000**		**2.2000e-004**	**2.2000e-004**	**0.0000**	**0.0000**	**2.3000e-004**

Mitigated Operational

	ROG	NOx	CO	SO2	Fugitive PM10	Exhaust PM10	PM10 Total	Fugitive PM2.5	Exhaust PM2.5	PM2.5 Total	Bio- CO2	NBio- CO2	Total CO2	CH4	N2O	CO2e
Category	lb/day										lb/day					
Area	1.0000e-005	0.0000	1.0000e-004	0.0000		0.0000	0.0000		0.0000	0.0000		2.2000e-004	2.2000e-004	0.0000		2.3000e-004
Energy	0.0000	0.0000	0.0000	0.0000		0.0000	0.0000		0.0000	0.0000		0.0000	0.0000	0.0000	0.0000	0.0000
Mobile	0.0000	0.0000	0.0000	0.0000	0.0000	0.0000	0.0000	0.0000	0.0000	0.0000		0.0000	0.0000	0.0000		0.0000
Total	**1.0000e-005**	**0.0000**	**1.0000e-004**	**0.0000**	**0.0000**	**0.0000**	**0.0000**	**0.0000**	**0.0000**	**0.0000**		**2.2000e-004**	**2.2000e-004**	**0.0000**	**0.0000**	**2.3000e-004**

	ROG	**NOx**	**CO**	**SO2**	**Fugitive PM10**	**Exhaust PM10**	**PM10 Total**	**Fugitive PM2.5**	**Exhaust PM2.5**	**PM2.5 Total**	**Bio- CO2**	**NBio-CO2**	**Total CO2**	**CH4**	**N20**	**CO2e**
Percent Reduction	**0.00**	**0.00**	**0.00**	**0.00**	**0.00**	**0.00**	**0.00**	**0.00**	**0.00**	**0.00**	**0.00**	**0.00**	**0.00**	**0.00**	**0.00**	**0.00**

3.0 Construction Detail

Construction Phase

Phase Number	Phase Name	Phase Type	Start Date	End Date	Num Days Week	Num Days	Phase Description
1	Site Preparation	Site Preparation	5/15/2026	6/11/2026	5	20	
2	Building Construction	Building Construction	6/12/2026	3/31/2028	5	471	
3	Paving	Paving	4/3/2028	4/30/2028	5	20	

Acres of Grading (Site Preparation Phase): 0

Acres of Grading (Grading Phase): 0

Acres of Paving: 0

Residential Indoor: 0; Residential Outdoor: 0; Non-Residential Indoor: 0; Non-Residential Outdoor: 0 (Architectural Coating – sqft)

OffRoad Equipment

Phase Name	Offroad Equipment Type	Amount	Usage Hours	Horse Power	Load Factor
Site Preparation	Graders	0	8.00	174	0.41
Site Preparation	Rubber Tired Dozers	1	8.00	255	0.40
Site Preparation	Tractors/Loaders/Backhoes	1	8.00	97	0.37
Building Construction	Cranes	1	4.00	226	0.29
Building Construction	Forklifts	1	6.00	89	0.20
Building Construction	Generator Sets	1	8.00	84	0.74
Building Construction	Tractors/Loaders/Backhoes	2	8.00	97	0.37
Building Construction	Welders	2	8.00	46	0.45
Paving	Cement and Mortar Mixers	0	6.00	9	0.56
Paving	Pavers	1	7.00	125	0.42
Paving	Paving Equipment	1	8.00	130	0.36
Paving	Rollers	0	7.00	80	0.38
Paving	Tractors/Loaders/Backhoes	0	7.00	97	0.37

Trips and VMT

Phase Name	Offroad Equipment Count	Worker Trip Number	Vendor Trip Number	Hauling Trip Number	Worker Trip Length	Vendor Trip Length	Hauling Trip Length	Worker Vehicle Class	Vendor Vehicle Class	Hauling Vehicle Class
Site Preparation	2	5.00	4.00	200.00	10.80	7.30	20.00	LD_Mix	HDT_Mix	HHDT
Building Construction	7	18.00	2.00	0.00	10.80	7.30	20.00	LD_Mix	HDT_Mix	HHDT
Paving	2	5.00	0.00	0.00	10.80	7.30	20.00	LD_Mix	HDT_Mix	HHDT

3.1 Mitigation Measures Construction

3.2 Site Preparation - 2026

Unmitigated Construction On-Site

	ROG	NOx	CO	SO2	Fugitive PM10	Exhaust PM10	PM10 Total	Fugitive PM2.5	Exhaust PM2.5	PM2.5 Total	Bio- CO2	NBio- CO2	Total CO2	CH4	N2O	CO2e

Category	lb/day										lb/day					
Fugitive Dust					6.0232	0.0000	6.0232	3.3104	0.0000	3.3104			0.0000			0.0000
Off-Road	0.7921	7.3969	7.5527	0.0120		0.3251	0.3251		0.2991	0.2991		1,163.9281	1,163.9281	0.3764		1,171.8333
Total	**0.7921**	**7.3969**	**7.5527**	**0.0120**	**6.0232**	**0.3251**	**6.3483**	**3.3104**	**0.2991**	**3.6095**		**1,163.9281**	**1,163.9281**	**0.3764**		**1,171.8333**

Unmitigated Construction Off-Site

	ROG	NOx	CO	SO2	Fugitive PM10	Exhaust PM10	PM10 Total	Fugitive PM2.5	Exhaust PM2.5	PM2.5 Total	Bio- CO2	NBio- CO2	Total CO2	CH4	N2O	CO2e
Category	lb/day										lb/day					
Hauling	0.1484	1.0486	1.9530	7.3800e-003	0.1743	0.0304	0.2047	0.0477	0.0280	0.0757		693.6717	693.6717	4.9100e-003		693.7748
Vendor	0.0274	0.1460	0.4014	9.3000e-004	0.0266	3.3400e-003	0.0299	7.5700e-003	3.0800e-003	0.0107		87.4462	87.4462	6.4000e-004		87.4595
Worker	0.0103	0.0122	0.1130	4.9000e-004	0.0411	3.1000e-004	0.0414	0.0109	2.9000e-004	0.0112		32.0502	32.0502	1.3700e-003		32.0789
Total	**0.1860**	**1.2068**	**2.4674**	**8.8000e-003**	**0.2419**	**0.0340**	**0.2760**	**0.0662**	**0.0313**	**0.0975**		**813.1681**	**813.1681**	**6.9200e-003**		**813.3132**

Mitigated Construction On-Site

	ROG	NOx	CO	SO2	Fugitive PM10	Exhaust PM10	PM10 Total	Fugitive PM2.5	Exhaust PM2.5	PM2.5 Total	Bio- CO2	NBio- CO2	Total CO2	CH4	N2O	CO2e
Category	lb/day										lb/day					
Fugitive Dust					6.0232	0.0000	6.0232	3.3104	0.0000	3.3104			0.0000			0.0000
Off-Road	0.7921	7.3969	7.5527	0.0120		0.3251	0.3251		0.2991	0.2991	0.0000	1,163.9281	1,163.9281	0.3764		1,171.8333

Total	**0.7921**	**7.3969**	**7.5527**	**0.0120**	**6.0232**	**0.3251**	**6.3483**	**3.3104**	**0.2991**	**3.6095**	**0.0000**	**1,163.9281**	**1,163.9281**	**0.3764**		**1,171.8333**

Mitigated Construction Off-Site

	ROG	NOx	CO	SO2	Fugitive PM10	Exhaust PM10	PM10 Total	Fugitive PM2.5	Exhaust PM2.5	PM2.5 Total	Bio- CO2	NBio- CO2	Total CO2	CH4	N2O	CO2e
Category	lb/day										lb/day					
Hauling	0.1484	1.0486	1.9530	7.3800e-003	0.1743	0.0304	0.2047	0.0477	0.0280	0.0757		693.6717	693.6717	4.9100e-003		693.7748
Vendor	0.0274	0.1460	0.4014	9.3000e-004	0.0266	3.3400e-003	0.0299	7.5700e-003	3.0800e-003	0.0107		87.4462	87.4462	6.4000e-004		87.4595
Worker	0.0103	0.0122	0.1130	4.9000e-004	0.0411	3.1000e-004	0.0414	0.0109	2.9000e-004	0.0112		32.0502	32.0502	1.3700e-003		32.0789
Total	**0.1860**	**1.2068**	**2.4674**	**8.8000e-003**	**0.2419**	**0.0340**	**0.2760**	**0.0662**	**0.0313**	**0.0975**		**813.1681**	**813.1681**	**6.9200e-003**		**813.3132**

3.3 Building Construction - 2026

Unmitigated Construction On-Site

	ROG	NOx	CO	SO2	Fugitive PM10	Exhaust PM10	PM10 Total	Fugitive PM2.5	Exhaust PM2.5	PM2.5 Total	Bio- CO2	NBio- CO2	Total CO2	CH4	N2O	CO2e
Category	lb/day										lb/day					
Off-Road	1.1884	9.9133	13.1219	0.0219		0.3841	0.3841		0.3675	0.3675		2,026.4901	2,026.4901	0.3822		2,034.5153
Total	**1.1884**	**9.9133**	**13.1219**	**0.0219**		**0.3841**	**0.3841**		**0.3675**	**0.3675**		**2,026.4901**	**2,026.4901**	**0.3822**		**2,034.5153**

Unmitigated Construction Off-Site

	ROG	NOx	CO	SO2	Fugitive PM10	Exhaust PM10	PM10 Total	Fugitive PM2.5	Exhaust PM2.5	PM2.5 Total	Bio- CO2	NBio- CO2	Total CO2	CH4	N2O	CO2e
Category	lb/day										lb/day					
Hauling	0.0000	0.0000	0.0000	0.0000	0.0000	0.0000	0.0000	0.0000	0.0000	0.0000		0.0000	0.0000	0.0000		0.0000
Vendor	0.0137	0.0730	0.2007	4.7000e-004	0.0133	1.6700e-003	0.0150	3.7900e-003	1.5400e-003	5.3300e-003		43.7231	43.7231	3.2000e-004		43.7298
Worker	0.0371	0.0440	0.4067	1.7600e-003	0.1479	1.1100e-003	0.1490	0.0392	1.0300e-003	0.0403		115.3806	115.3806	4.9200e-003		115.4839
Total	**0.0508**	**0.1169**	**0.6074**	**2.2300e-003**	**0.1612**	**2.7800e-003**	**0.1639**	**0.0430**	**2.5700e-003**	**0.0456**		**159.1037**	**159.1037**	**5.2400e-003**		**159.2137**

Mitigated Construction On-Site

	ROG	NOx	CO	SO2	Fugitive PM10	Exhaust PM10	PM10 Total	Fugitive PM2.5	Exhaust PM2.5	PM2.5 Total	Bio- CO2	NBio- CO2	Total CO2	CH4	N2O	CO2e
Category	lb/day										lb/day					
Off-Road	1.1884	9.9133	13.1219	0.0219		0.3841	0.3841		0.3675	0.3675	0.0000	2,026.4901	2,026.4901	0.3822		2,034.5153
Total	**1.1884**	**9.9133**	**13.1219**	**0.0219**		**0.3841**	**0.3841**		**0.3675**	**0.3675**	**0.0000**	**2,026.4901**	**2,026.4901**	**0.3822**		**2,034.5153**

Mitigated Construction Off-Site

	ROG	NOx	CO	SO2	Fugitive PM10	Exhaust PM10	PM10 Total	Fugitive PM2.5	Exhaust PM2.5	PM2.5 Total	Bio- CO2	NBio- CO2	Total CO2	CH4	N2O	CO2e
Category	lb/day										lb/day					

Hauling	0.0000	0.0000	0.0000	0.0000	0.0000	0.0000	0.0000	0.0000	0.0000	0.0000		0.0000	0.0000	0.0000		0.0000
Vendor	0.0137	0.0730	0.2007	4.7000e-004	0.0133	1.6700e-003	0.0150	3.7900e-003	1.5400e-003	5.3300e-003		43.7231	43.7231	3.2000e-004		43.7298
Worker	0.0371	0.0440	0.4067	1.7600e-003	0.1479	1.1100e-003	0.1490	0.0392	1.0300e-003	0.0403		115.3806	115.3806	4.9200e-003		115.4839
Total	**0.0508**	**0.1169**	**0.6074**	**2.2300e-003**	**0.1612**	**2.7800e-003**	**0.1639**	**0.0430**	**2.5700e-003**	**0.0456**		**159.1037**	**159.1037**	**5.2400e-003**		**159.2137**

3.3 Building Construction - 2027

Unmitigated Construction On-Site

	ROG	NOx	CO	SO2	Fugitive PM10	Exhaust PM10	PM10 Total	Fugitive PM2.5	Exhaust PM2.5	PM2.5 Total	Bio- CO2	NBio- CO2	Total CO2	CH4	N2O	CO2e
Category	lb/day										lb/day					
Off-Road	1.1884	9.9133	13.1219	0.0219		0.3841	0.3841		0.3675	0.3675		2,026.4901	2,026.4901	0.3822		2,034.5153
Total	**1.1884**	**9.9133**	**13.1219**	**0.0219**		**0.3841**	**0.3841**		**0.3675**	**0.3675**		**2,026.4901**	**2,026.4901**	**0.3822**		**2,034.5153**

Unmitigated Construction Off-Site

	ROG	NOx	CO	SO2	Fugitive PM10	Exhaust PM10	PM10 Total	Fugitive PM2.5	Exhaust PM2.5	PM2.5 Total	Bio- CO2	NBio- CO2	Total CO2	CH4	N2O	CO2e
Category	lb/day										lb/day					
Hauling	0.0000	0.0000	0.0000	0.0000	0.0000	0.0000	0.0000	0.0000	0.0000	0.0000		0.0000	0.0000	0.0000		0.0000
Vendor	0.0133	0.0723	0.1950	4.7000e-004	0.0133	1.6700e-003	0.0150	3.7900e-003	1.5400e-003	5.3300e-003		43.7284	43.7284	3.2000e-004		43.7351
Worker	0.0359	0.0426	0.3942	1.7600e-003	0.1479	1.1200e-003	0.1490	0.0392	1.0400e-003	0.0403		114.3263	114.3263	4.8200e-003		114.4275
Total	**0.0493**	**0.1149**	**0.5892**	**2.2300e-003**	**0.1612**	**2.7900e-003**	**0.1639**	**0.0430**	**2.5800e-003**	**0.0456**		**158.0547**	**158.0547**	**5.1400e-003**		**158.1626**

Mitigated Construction On-Site

	ROG	NOx	CO	SO2	Fugitive PM10	Exhaust PM10	PM10 Total	Fugitive PM2.5	Exhaust PM2.5	PM2.5 Total	Bio- CO2	NBio- CO2	Total CO2	CH4	N2O	CO2e
Category	lb/day										lb/day					
Off-Road	1.1884	9.9133	13.1219	0.0219		0.3841	0.3841		0.3675	0.3675	0.0000	2,026.4901	2,026.4901	0.3822		2,034.5153
Total	**1.1884**	**9.9133**	**13.1219**	**0.0219**		**0.3841**	**0.3841**		**0.3675**	**0.3675**	**0.0000**	**2,026.4901**	**2,026.4901**	**0.3822**		**2,034.5153**

Mitigated Construction Off-Site

	ROG	NOx	CO	SO2	Fugitive PM10	Exhaust PM10	PM10 Total	Fugitive PM2.5	Exhaust PM2.5	PM2.5 Total	Bio- CO2	NBio- CO2	Total CO2	CH4	N2O	CO2e
Category	lb/day										lb/day					
Hauling	0.0000	0.0000	0.0000	0.0000	0.0000	0.0000	0.0000	0.0000	0.0000	0.0000		0.0000	0.0000	0.0000		0.0000
Vendor	0.0133	0.0723	0.1950	4.7000e-004	0.0133	1.6700e-003	0.0150	3.7900e-003	1.5400e-003	5.3300e-003		43.7284	43.7284	3.2000e-004		43.7351
Worker	0.0359	0.0426	0.3942	1.7600e-003	0.1479	1.1200e-003	0.1490	0.0392	1.0400e-003	0.0403		114.3263	114.3263	4.8200e-003		114.4275
Total	**0.0493**	**0.1149**	**0.5892**	**2.2300e-003**	**0.1612**	**2.7900e-003**	**0.1639**	**0.0430**	**2.5800e-003**	**0.0456**		**158.0547**	**158.0547**	**5.1400e-003**		**158.1626**

3.3 Building Construction - 2028

Unmitigated Construction On-Site

	ROG	NOx	CO	SO2	Fugitive PM10	Exhaust PM10	PM10 Total	Fugitive PM2.5	Exhaust PM2.5	PM2.5 Total	Bio- CO2	NBio- CO2	Total CO2	CH4	N2O	CO2e
Category	lb/day										lb/day					
Off-Road	1.1884	9.9133	13.1219	0.0219		0.3841	0.3841		0.3675	0.3675		2,026.4901	2,026.4901	0.3822		2,034.5153
Total	**1.1884**	**9.9133**	**13.1219**	**0.0219**		**0.3841**	**0.3841**		**0.3675**	**0.3675**		**2,026.4901**	**2,026.4901**	**0.3822**		**2,034.5153**

Unmitigated Construction Off-Site

	ROG	NOx	CO	SO2	Fugitive PM10	Exhaust PM10	PM10 Total	Fugitive PM2.5	Exhaust PM2.5	PM2.5 Total	Bio- CO2	NBio- CO2	Total CO2	CH4	N2O	CO2e
Category	lb/day										lb/day					
Hauling	0.0000	0.0000	0.0000	0.0000	0.0000	0.0000	0.0000	0.0000	0.0000	0.0000		0.0000	0.0000	0.0000		0.0000
Vendor	0.0132	0.0716	0.1936	4.7000e-004	0.0133	1.6700e-003	0.0150	3.7900e-003	1.5400e-003	5.3300e-003		43.7346	43.7346	3.2000e-004		43.7413
Worker	0.0348	0.0413	0.3830	1.7600e-003	0.1479	1.1300e-003	0.1490	0.0392	1.0500e-003	0.0403		113.4286	113.4286	4.7200e-003		113.5278
Total	**0.0480**	**0.1130**	**0.5765**	**2.2300e-003**	**0.1612**	**2.8000e-003**	**0.1640**	**0.0430**	**2.5900e-003**	**0.0456**		**157.1633**	**157.1633**	**5.0400e-003**		**157.2691**

Mitigated Construction On-Site

	ROG	NOx	CO	SO2	Fugitive PM10	Exhaust PM10	PM10 Total	Fugitive PM2.5	Exhaust PM2.5	PM2.5 Total	Bio- CO2	NBio- CO2	Total CO2	CH4	N2O	CO2e
Category	lb/day										lb/day					
Off-Road	1.1884	9.9133	13.1219	0.0219		0.3841	0.3841		0.3675	0.3675	0.0000	2,026.4901	2,026.4901	0.3822		2,034.5153

Total	**1.1884**	**9.9133**	**13.1219**	**0.0219**		**0.3841**	**0.3841**		**0.3675**	**0.3675**	**0.0000**	**2,026.4901**	**2,026.4901**	**0.3822**		**2,034.5153**

Mitigated Construction Off-Site

	ROG	NOx	CO	SO2	Fugitive PM10	Exhaust PM10	PM10 Total	Fugitive PM2.5	Exhaust PM2.5	PM2.5 Total	Bio- CO2	NBio- CO2	Total CO2	CH4	N2O	CO2e
Category	lb/day										lb/day					
Hauling	0.0000	0.0000	0.0000	0.0000	0.0000	0.0000	0.0000	0.0000	0.0000	0.0000		0.0000	0.0000	0.0000		0.0000
Vendor	0.0132	0.0716	0.1936	4.7000e-004	0.0133	1.6700e-003	0.0150	3.7900e-003	1.5400e-003	5.3300e-003		43.7346	43.7346	3.2000e-004		43.7413
Worker	0.0348	0.0413	0.3830	1.7600e-003	0.1479	1.1300e-003	0.1490	0.0392	1.0500e-003	0.0403		113.4286	113.4286	4.7200e-003		113.5278
Total	**0.0480**	**0.1130**	**0.5765**	**2.2300e-003**	**0.1612**	**2.8000e-003**	**0.1640**	**0.0430**	**2.5900e-003**	**0.0456**		**157.1633**	**157.1633**	**5.0400e-003**		**157.2691**

3.4 Paving - 2028

Unmitigated Construction On-Site

	ROG	NOx	CO	SO2	Fugitive PM10	Exhaust PM10	PM10 Total	Fugitive PM2.5	Exhaust PM2.5	PM2.5 Total	Bio- CO2	NBio- CO2	Total CO2	CH4	N2O	CO2e
Category	lb/day										lb/day					
Off-Road	0.2908	2.5775	4.9443	7.9700e-003		0.1240	0.1240		0.1141	0.1141		771.1497	771.1497	0.2494		776.3872
Paving	0.0000					0.0000	0.0000		0.0000	0.0000			0.0000			0.0000
Total	**0.2908**	**2.5775**	**4.9443**	**7.9700e-003**		**0.1240**	**0.1240**		**0.1141**	**0.1141**		**771.1497**	**771.1497**	**0.2494**		**776.3872**

Unmitigated Construction Off-Site

	ROG	NOx	CO	SO2	Fugitive PM10	Exhaust PM10	PM10 Total	Fugitive PM2.5	Exhaust PM2.5	PM2.5 Total	Bio- CO2	NBio- CO2	Total CO2	CH4	N2O	CO2e
Category	lb/day										lb/day					
Hauling	0.0000	0.0000	0.0000	0.0000	0.0000	0.0000	0.0000	0.0000	0.0000	0.0000		0.0000	0.0000	0.0000		0.0000
Vendor	0.0000	0.0000	0.0000	0.0000	0.0000	0.0000	0.0000	0.0000	0.0000	0.0000		0.0000	0.0000	0.0000		0.0000
Worker	9.6700e-003	0.0115	0.1064	4.9000e-004	0.0411	3.1000e-004	0.0414	0.0109	2.9000e-004	0.0112		31.5080	31.5080	1.3100e-003		31.5355
Total	**9.6700e-003**	**0.0115**	**0.1064**	**4.9000e-004**	**0.0411**	**3.1000e-004**	**0.0414**	**0.0109**	**2.9000e-004**	**0.0112**		**31.5080**	**31.5080**	**1.3100e-003**		**31.5355**

Mitigated Construction On-Site

	ROG	NOx	CO	SO2	Fugitive PM10	Exhaust PM10	PM10 Total	Fugitive PM2.5	Exhaust PM2.5	PM2.5 Total	Bio- CO2	NBio- CO2	Total CO2	CH4	N2O	CO2e
Category	lb/day										lb/day					
Off-Road	0.2908	2.5775	4.9443	7.9700e-003		0.1240	0.1240		0.1141	0.1141	0.0000	771.1497	771.1497	0.2494		776.3872
Paving	0.0000					0.0000	0.0000		0.0000	0.0000			0.0000			0.0000
Total	**0.2908**	**2.5775**	**4.9443**	**7.9700e-003**		**0.1240**	**0.1240**		**0.1141**	**0.1141**	**0.0000**	**771.1497**	**771.1497**	**0.2494**		**776.3872**

Mitigated Construction Off-Site

	ROG	NOx	CO	SO2	Fugitive PM10	Exhaust PM10	PM10 Total	Fugitive PM2.5	Exhaust PM2.5	PM2.5 Total	Bio- CO2	NBio- CO2	Total CO2	CH4	N2O	CO2e
Category	lb/day										lb/day					

Hauling	0.0000	0.0000	0.0000	0.0000	0.0000	0.0000	0.0000	0.0000	0.0000	0.0000		0.0000	0.0000	0.0000		0.0000
Vendor	0.0000	0.0000	0.0000	0.0000	0.0000	0.0000	0.0000	0.0000	0.0000	0.0000		0.0000	0.0000	0.0000		0.0000
Worker	9.6700e-003	0.0115	0.1064	4.9000e-004	0.0411	3.1000e-004	0.0414	0.0109	2.9000e-004	0.0112		31.5080	31.5080	1.3100e-003		31.5355
Total	**9.6700e-003**	**0.0115**	**0.1064**	**4.9000e-004**	**0.0411**	**3.1000e-004**	**0.0414**	**0.0109**	**2.9000e-004**	**0.0112**		**31.5080**	**31.5080**	**1.3100e-003**		**31.5355**

4.0 Operational Detail - Mobile

4.1 Mitigation Measures Mobile

	ROG	NOx	CO	SO2	Fugitive PM10	Exhaust PM10	PM10 Total	Fugitive PM2.5	Exhaust PM2.5	PM2.5 Total	Bio- CO2	NBio- CO2	Total CO2	CH4	N2O	CO2e
Category	lb/day										lb/day					
Mitigated	0.0000	0.0000	0.0000	0.0000	0.0000	0.0000	0.0000	0.0000	0.0000	0.0000		0.0000	0.0000	0.0000		0.0000
Unmitigated	0.0000	0.0000	0.0000	0.0000	0.0000	0.0000	0.0000	0.0000	0.0000	0.0000		0.0000	0.0000	0.0000		0.0000

4.2 Trip Summary Information

	Average Daily Trip Rate			Unmitigated	Mitigated
Land Use	Weekday	Saturday	Sunday	Annual VMT	Annual VMT
User Defined Industrial	0.00	0.00	0.00		
Total	0.00	0.00	0.00		

4.3 Trip Type Information

	Miles			Trip %			Trip Purpose %		
Land Use	H-W or C-W	H-S or C-C	H-O or C-NW	H-W or C-W	H-S or C-C	H-O or C-NW	Primary	Diverted	Pass-by
User Defined Industrial	9.50	7.30	7.30	0.00	0.00	0.00	0	0	0

LDA	LDT1	LDT2	MDV	LHD1	LHD2	MHD	HHD	OBUS	UBUS	MCY	SBUS	MH
0.511923	0.073395	0.191568	0.130918	0.036235	0.005199	0.012665	0.023708	0.001889	0.002027	0.006511	0.000534	0.003431

5.0 Energy Detail

4.4 Fleet Mix

Historical Energy Use: N

5.1 Mitigation Measures Energy

	ROG	NOx	CO	SO2	Fugitive PM10	Exhaust PM10	PM10 Total	Fugitive PM2.5	Exhaust PM2.5	PM2.5 Total	Bio- CO2	NBio- CO2	Total CO2	CH4	N2O	CO2e
Category	lb/day										lb/day					
NaturalGas Mitigated	0.0000	0.0000	0.0000	0.0000		0.0000	0.0000		0.0000	0.0000		0.0000	0.0000	0.0000	0.0000	0.0000
NaturalGas Unmitigated	0.0000	0.0000	0.0000	0.0000		0.0000	0.0000		0.0000	0.0000		0.0000	0.0000	0.0000	0.0000	0.0000

5.2 Energy by Land Use - NaturalGas

Unmitigated

	NaturalGas Use	ROG	NOx	CO	SO2	Fugitive PM10	Exhaust PM10	PM10 Total	Fugitive PM2.5	Exhaust PM2.5	PM2.5 Total	Bio- CO2	NBio- CO2	Total CO2	CH4	N2O	CO2e
Land Use	kBTU/yr	lb/day										lb/day					
User Defined Industrial	0	0.0000	0.0000	0.0000	0.0000		0.0000	0.0000		0.0000	0.0000		0.0000	0.0000	0.0000	0.0000	0.0000
Total		**0.0000**	**0.0000**	**0.0000**	**0.0000**		**0.0000**	**0.0000**		**0.0000**	**0.0000**		**0.0000**	**0.0000**	**0.0000**	**0.0000**	**0.0000**

Mitigated

	NaturalGas Use	ROG	NOx	CO	SO2	Fugitive PM10	Exhaust PM10	PM10 Total	Fugitive PM2.5	Exhaust PM2.5	PM2.5 Total	Bio- CO2	NBio- CO2	Total CO2	CH4	N2O	CO2e
Land Use	kBTU/yr	lb/day										lb/day					
User Defined Industrial	0	0.0000	0.0000	0.0000	0.0000		0.0000	0.0000		0.0000	0.0000		0.0000	0.0000	0.0000	0.0000	0.0000
Total		**0.0000**	**0.0000**	**0.0000**	**0.0000**		**0.0000**	**0.0000**		**0.0000**	**0.0000**		**0.0000**	**0.0000**	**0.0000**	**0.0000**	**0.0000**

6.0 Area Detail

6.1 Mitigation Measures Area

	ROG	NOx	CO	SO2	Fugitive PM10	Exhaust PM10	PM10 Total	Fugitive PM2.5	Exhaust PM2.5	PM2.5 Total	Bio- CO2	NBio- CO2	Total CO2	CH4	N2O	CO2e
Category	lb/day										lb/day					
Mitigated	1.0000e-005	0.0000	1.0000e-004	0.0000		0.0000	0.0000		0.0000	0.0000		2.2000e-004	2.2000e-004	0.0000		2.3000e-004
Unmitigated	1.0000e-005	0.0000	1.0000e-004	0.0000		0.0000	0.0000		0.0000	0.0000		2.2000e-004	2.2000e-004	0.0000		2.3000e-004

6.2 Area by SubCategory

Unmitigated

	ROG	NOx	CO	SO2	Fugitive PM10	Exhaust PM10	PM10 Total	Fugitive PM2.5	Exhaust PM2.5	PM2.5 Total	Bio- CO2	NBio- CO2	Total CO2	CH4	N2O	CO2e
SubCategory	lb/day										lb/day					
Architectural Coating	0.0000					0.0000	0.0000		0.0000	0.0000			0.0000			0.0000
Consumer Products	0.0000					0.0000	0.0000		0.0000	0.0000			0.0000			0.0000
Landscaping	1.0000e-005	0.0000	1.0000e-004	0.0000		0.0000	0.0000		0.0000	0.0000		2.2000e-004	2.2000e-004	0.0000		2.3000e-004
Total	**1.0000e-005**	**0.0000**	**1.0000e-004**	**0.0000**		**0.0000**	**0.0000**		**0.0000**	**0.0000**		**2.2000e-004**	**2.2000e-004**	**0.0000**		**2.3000e-004**

Mitigated

	ROG	NOx	CO	SO2	Fugitive PM10	Exhaust PM10	PM10 Total	Fugitive PM2.5	Exhaust PM2.5	PM2.5 Total	Bio- CO2	NBio- CO2	Total CO2	CH4	N2O	CO2e
SubCategory	lb/day										lb/day					
Architectural Coating	0.0000					0.0000	0.0000		0.0000	0.0000			0.0000			0.0000
Consumer Products	0.0000					0.0000	0.0000		0.0000	0.0000			0.0000			0.0000
Landscaping	1.0000e-005	0.0000	1.0000e-004	0.0000		0.0000	0.0000		0.0000	0.0000		2.2000e-004	2.2000e-004	0.0000		2.3000e-004
Total	**1.0000e-005**	**0.0000**	**1.0000e-004**	**0.0000**		**0.0000**	**0.0000**		**0.0000**	**0.0000**		**2.2000e-004**	**2.2000e-004**	**0.0000**		**2.3000e-004**

7.0 Water Detail

7.1 Mitigation Measures Water

8.0 Waste Detail

8.1 Mitigation Measures Waste

9.0 Operational Offroad

Equipment Type	Number	Hours/Day	Days/Year	Horse Power	Load Factor	Fuel Type

10.0 Vegetation

Central Area Purified Water Pipeline

San Diego Air Basin, Summer

1.0 Project Characteristics

1.1 Land Usage

Land Uses	Size	Metric	Lot Acreage	Floor Surface Area	Population
User Defined Industrial	1.00	User Defined Unit	0.00	0.00	0

1.2 Other Project Characteristics

Urbanization	Urban	**Wind Speed (m/s)**	2.6	**Precipitation Freq (Days)**	40
Climate Zone	13			**Operational Year**	2025
Utility Company	San Diego Gas & Electric				
CO2 Intensity (lb/MWhr)	720.49	**CH4 Intensity (lb/MWhr)**	0.029	**N2O Intensity (lb/MWhr)**	0.006

1.3 User Entered Comments & Non-Default Data

Project Characteristics -

Land Use -

Construction Phase - modified

Off-road Equipment - modified

Off-road Equipment - modified

Off-road Equipment - modified

Off-road Equipment - modified

Off-road Equipment - modified

Off-road Equipment - modified

Off-road Equipment - modified

Trips and VMT - default worker trips, 2 material delivery trucks/day during install, 5 haul trucks/day during trenching

Grading - modified

Construction Off-road Equipment Mitigation -

Table Name	Column Name	Default Value	New Value
tblConstructionPhase	NumDays	0.00	479.00
tblConstructionPhase	NumDays	0.00	490.00
tblConstructionPhase	NumDays	0.00	11.00
tblConstructionPhase	NumDays	0.00	10.00
tblConstructionPhase	NumDays	0.00	12.00
tblConstructionPhase	NumDays	0.00	20.00
tblConstructionPhase	PhaseEndDate	1/30/2030	3/30/2028
tblConstructionPhase	PhaseEndDate	4/14/2028	11/30/2026
tblConstructionPhase	PhaseEndDate	12/14/2026	5/30/2027
tblConstructionPhase	PhaseEndDate	6/15/2027	11/30/2027
tblConstructionPhase	PhaseEndDate	12/28/2027	4/30/2028
tblConstructionPhase	PhaseStartDate	3/31/2028	5/30/2026
tblConstructionPhase	PhaseStartDate	3/31/2028	11/15/2026
tblConstructionPhase	PhaseStartDate	12/1/2026	5/15/2027
tblConstructionPhase	PhaseStartDate	5/31/2027	11/15/2027
tblConstructionPhase	PhaseStartDate	12/1/2027	4/1/2028
tblGrading	MaterialExported	0.00	392,000.00
tblOffRoadEquipment	OffRoadEquipmentType		Trenchers
tblOffRoadEquipment	OffRoadEquipmentUnitAmount	4.00	0.00
tblOffRoadEquipment	OffRoadEquipmentUnitAmount	4.00	0.00
tblOffRoadEquipment	OffRoadEquipmentUnitAmount	4.00	0.00
tblOffRoadEquipment	OffRoadEquipmentUnitAmount	4.00	0.00
tblOffRoadEquipment	OffRoadEquipmentUnitAmount	1.00	0.00
tblOffRoadEquipment	OffRoadEquipmentUnitAmount	2.00	1.00
tblOffRoadEquipment	OffRoadEquipmentUnitAmount	2.00	1.00
tblOffRoadEquipment	OffRoadEquipmentUnitAmount	1.00	0.00
tblOffRoadEquipment	OffRoadEquipmentUnitAmount	1.00	0.00

tblOffRoadEquipment	OffRoadEquipmentUnitAmount	1.00	0.00
tblOffRoadEquipment	OffRoadEquipmentUnitAmount	1.00	0.00
tblOffRoadEquipment	UsageHours	7.00	8.00
tblOffRoadEquipment	UsageHours	7.00	8.00
tblOffRoadEquipment	UsageHours	7.00	8.00
tblOffRoadEquipment	UsageHours	7.00	8.00
tblOffRoadEquipment	UsageHours	7.00	8.00
tblOffRoadEquipment	UsageHours	7.00	8.00
tblOffRoadEquipment	UsageHours	7.00	8.00
tblOffRoadEquipment	UsageHours	7.00	8.00
tblOffRoadEquipment	UsageHours	1.00	8.00
tblOffRoadEquipment	UsageHours	6.00	8.00
tblOffRoadEquipment	UsageHours	7.00	8.00
tblProjectCharacteristics	OperationalYear	2014	2025
tblTripsAndVMT	HaulingTripNumber	49,000.00	4,900.00
tblTripsAndVMT	VendorTripNumber	0.00	4.00
tblTripsAndVMT	WorkerTripNumber	13.00	25.00
tblTripsAndVMT	WorkerTripNumber	0.00	15.00
tblTripsAndVMT	WorkerTripNumber	8.00	15.00
tblTripsAndVMT	WorkerTripNumber	8.00	15.00
tblTripsAndVMT	WorkerTripNumber	8.00	15.00
tblTripsAndVMT	WorkerTripNumber	8.00	15.00

2.0 Emissions Summary

2.1 Overall Construction (Maximum Daily Emission)

Unmitigated Construction

	ROG	NOx	CO	SO2	Fugitive PM10	Exhaust PM10	PM10 Total	Fugitive PM2.5	Exhaust PM2.5	PM2.5 Total	Bio- CO2	NBio- CO2	Total CO2	CH4	N2O	CO2e

Year	lb/day										lb/day					
2026	2.4887	21.9933	29.9643	0.0562	7.0476	1.0370	8.0845	3.5663	0.9540	4.5203	0.0000	5,240.1716	5,240.1716	1.3404	0.0000	5,268.3194
2027	2.4830	21.9785	29.8928	0.0562	6.9032	1.0370	7.9402	3.5309	0.9541	4.4850	0.0000	5,236.8069	5,236.8069	1.3401	0.0000	5,264.9483
2028	2.0025	17.7226	22.3743	0.0435	7.5440	0.8305	8.3745	3.6857	0.7641	4.4498	0.0000	4,053.3593	4,053.3593	0.9866	0.0000	4,074.0773
Total	**6.9742**	**61.6943**	**82.2315**	**0.1559**	**21.4948**	**2.9045**	**24.3992**	**10.7829**	**2.6722**	**13.4551**	**0.0000**	**14,530.3377**	**14,530.3377**	**3.6670**	**0.0000**	**14,607.3450**

Mitigated Construction

	ROG	NOx	CO	SO2	Fugitive PM10	Exhaust PM10	PM10 Total	Fugitive PM2.5	Exhaust PM2.5	PM2.5 Total	Bio- CO2	NBio- CO2	Total CO2	CH4	N2O	CO2e
Year	lb/day										lb/day					
2026	2.4887	21.9933	29.9643	0.0562	3.6736	1.0370	4.7106	1.7363	0.9540	2.6904	0.0000	5,240.1716	5,240.1716	1.3404	0.0000	5,268.3194
2027	2.4830	21.9785	29.8928	0.0562	3.5292	1.0370	4.5662	1.7009	0.9541	2.6550	0.0000	5,236.8069	5,236.8069	1.3401	0.0000	5,264.9483
2028	2.0025	17.7226	22.3743	0.0435	4.1700	0.8305	5.0005	1.8557	0.7641	2.6198	0.0000	4,053.3593	4,053.3593	0.9866	0.0000	4,074.0772
Total	**6.9742**	**61.6943**	**82.2315**	**0.1559**	**11.3728**	**2.9045**	**14.2773**	**5.2930**	**2.6722**	**7.9652**	**0.0000**	**14,530.3377**	**14,530.3377**	**3.6670**	**0.0000**	**14,607.3450**

	ROG	**NOx**	**CO**	**SO2**	**Fugitive PM10**	**Exhaust PM10**	**PM10 Total**	**Fugitive PM2.5**	**Exhaust PM2.5**	**PM2.5 Total**	**Bio- CO2**	**NBio-CO2**	**Total CO2**	**CH4**	**N20**	**CO2e**
Percent Reduction	**0.00**	**0.00**	**0.00**	**0.00**	**47.09**	**0.00**	**41.48**	**50.91**	**0.00**	**40.80**	**0.00**	**0.00**	**0.00**	**0.00**	**0.00**	**0.00**

2.2 Overall Operational

Unmitigated Operational

	ROG	NOx	CO	SO2	Fugitive PM10	Exhaust PM10	PM10 Total	Fugitive PM2.5	Exhaust PM2.5	PM2.5 Total	Bio- CO2	NBio- CO2	Total CO2	CH4	N2O	CO2e

Category	lb/day										lb/day					
Area	1.0000e-005	0.0000	1.0000e-004	0.0000		0.0000	0.0000		0.0000	0.0000		2.2000e-004	2.2000e-004	0.0000		2.3000e-004
Energy	0.0000	0.0000	0.0000	0.0000		0.0000	0.0000		0.0000	0.0000		0.0000	0.0000	0.0000	0.0000	0.0000
Mobile	0.0000	0.0000	0.0000	0.0000	0.0000	0.0000	0.0000	0.0000	0.0000	0.0000		0.0000	0.0000	0.0000		0.0000
Total	**1.0000e-005**	**0.0000**	**1.0000e-004**	**0.0000**	**0.0000**	**0.0000**	**0.0000**	**0.0000**	**0.0000**	**0.0000**		**2.2000e-004**	**2.2000e-004**	**0.0000**	**0.0000**	**2.3000e-004**

Mitigated Operational

	ROG	NOx	CO	SO2	Fugitive PM10	Exhaust PM10	PM10 Total	Fugitive PM2.5	Exhaust PM2.5	PM2.5 Total	Bio- CO2	NBio- CO2	Total CO2	CH4	N2O	CO2e
Category	lb/day										lb/day					
Area	1.0000e-005	0.0000	1.0000e-004	0.0000		0.0000	0.0000		0.0000	0.0000		2.2000e-004	2.2000e-004	0.0000		2.3000e-004
Energy	0.0000	0.0000	0.0000	0.0000		0.0000	0.0000		0.0000	0.0000		0.0000	0.0000	0.0000	0.0000	0.0000
Mobile	0.0000	0.0000	0.0000	0.0000	0.0000	0.0000	0.0000	0.0000	0.0000	0.0000		0.0000	0.0000	0.0000		0.0000
Total	**1.0000e-005**	**0.0000**	**1.0000e-004**	**0.0000**	**0.0000**	**0.0000**	**0.0000**	**0.0000**	**0.0000**	**0.0000**		**2.2000e-004**	**2.2000e-004**	**0.0000**	**0.0000**	**2.3000e-004**

	ROG	**NOx**	**CO**	**SO2**	**Fugitive PM10**	**Exhaust PM10**	**PM10 Total**	**Fugitive PM2.5**	**Exhaust PM2.5**	**PM2.5 Total**	**Bio- CO2**	**NBio-CO2**	**Total CO2**	**CH4**	**N20**	**CO2e**
Percent Reduction	**0.00**	**0.00**	**0.00**	**0.00**	**0.00**	**0.00**	**0.00**	**0.00**	**0.00**	**0.00**	**0.00**	**0.00**	**0.00**	**0.00**	**0.00**	**0.00**

3.0 Construction Detail

Construction Phase

Phase Number	Phase Name	Phase Type	Start Date	End Date	Num Days Week	Num Days	Phase Description
1	Trenching	Grading	5/15/2026	3/30/2028	5	490	

2	Installation	Building Construction	5/30/2026	3/30/2028	5	479	
3	Paving 1	Paving	11/15/2026	11/30/2026	5	11	
4	Paving 2	Paving	5/15/2027	5/30/2027	5	10	
5	Paving 3	Paving	11/15/2027	11/30/2027	5	12	
6	Final Paving	Paving	4/1/2028	4/30/2028	5	20	

Acres of Grading (Site Preparation Phase): 0

Acres of Grading (Grading Phase): 0

Acres of Paving: 0

Residential Indoor: 0; Residential Outdoor: 0; Non-Residential Indoor: 0; Non-Residential Outdoor: 0 (Architectural Coating – sqft)

OffRoad Equipment

Phase Name	Offroad Equipment Type	Amount	Usage Hours	Horse Power	Load Factor
Trenching	Concrete/Industrial Saws	0	8.00	81	0.73
Trenching	Excavators	1	8.00	162	0.38
Trenching	Rubber Tired Dozers	1	8.00	255	0.40
Trenching	Tractors/Loaders/Backhoes	2	8.00	97	0.37
Installation	Cranes	1	4.00	226	0.29
Installation	Forklifts	1	6.00	89	0.20
Installation	Tractors/Loaders/Backhoes	1	8.00	97	0.37
Paving 1	Cement and Mortar Mixers	0	6.00	9	0.56
Paving 1	Pavers	1	8.00	125	0.42
Paving 1	Paving Equipment	1	8.00	130	0.36
Paving 1	Rollers	1	8.00	80	0.38
Paving 1	Tractors/Loaders/Backhoes	0	7.00	97	0.37
Paving 2	Cement and Mortar Mixers	0	6.00	9	0.56
Paving 2	Pavers	1	8.00	125	0.42
Paving 2	Paving Equipment	1	8.00	130	0.36
Paving 2	Rollers	1	8.00	80	0.38
Paving 2	Tractors/Loaders/Backhoes	0	8.00	97	0.37

Paving 3	Cement and Mortar Mixers	0	6.00	9	0.56
Paving 3	Pavers	1	8.00	125	0.42
Paving 3	Paving Equipment	1	8.00	130	0.36
Paving 3	Rollers	1	8.00	80	0.38
Paving 3	Tractors/Loaders/Backhoes	0	7.00	97	0.37
Final Paving	Cement and Mortar Mixers	0	6.00	9	0.56
Final Paving	Pavers	1	8.00	125	0.42
Final Paving	Paving Equipment	1	8.00	130	0.36
Final Paving	Rollers	1	8.00	80	0.38
Final Paving	Tractors/Loaders/Backhoes	0	7.00	97	0.37
Trenching	Trenchers	1	8.00	80	0.50

Trips and VMT

Phase Name	Offroad Equipment Count	Worker Trip Number	Vendor Trip Number	Hauling Trip Number	Worker Trip Length	Vendor Trip Length	Hauling Trip Length	Worker Vehicle Class	Vendor Vehicle Class	Hauling Vehicle Class
Trenching	5	25.00	0.00	4,900.00	10.80	7.30	20.00	LD_Mix	HDT_Mix	HHDT
Installation	3	15.00	4.00	0.00	10.80	7.30	20.00	LD_Mix	HDT_Mix	HHDT
Paving 1	3	15.00	0.00	0.00	10.80	7.30	20.00	LD_Mix	HDT_Mix	HHDT
Paving 2	3	15.00	0.00	0.00	10.80	7.30	20.00	LD_Mix	HDT_Mix	HHDT
Paving 3	3	15.00	0.00	0.00	10.80	7.30	20.00	LD_Mix	HDT_Mix	HHDT
Final Paving	3	15.00	0.00	0.00	10.80	7.30	20.00	LD_Mix	HDT_Mix	HHDT

3.1 Mitigation Measures Construction

Water Exposed Area

Clean Paved Roads

3.2 Trenching - 2026

Unmitigated Construction On-Site

	ROG	NOx	CO	SO2	Fugitive PM10	Exhaust PM10	PM10 Total	Fugitive PM2.5	Exhaust PM2.5	PM2.5 Total	Bio- CO2	NBio- CO2	Total CO2	CH4	N2O	CO2e
Category	lb/day										lb/day					
Fugitive Dust					6.1345	0.0000	6.1345	3.3273	0.0000	3.3273			0.0000			0.0000
Off-Road	1.4176	13.0033	15.7588	0.0239		0.6416	0.6416		0.5903	0.5903		2,314.7272	2,314.7272	0.7486		2,330.4485
Total	**1.4176**	**13.0033**	**15.7588**	**0.0239**	**6.1345**	**0.6416**	**6.7761**	**3.3273**	**0.5903**	**3.9176**		**2,314.7272**	**2,314.7272**	**0.7486**		**2,330.4485**

Unmitigated Construction Off-Site

	ROG	NOx	CO	SO2	Fugitive PM10	Exhaust PM10	PM10 Total	Fugitive PM2.5	Exhaust PM2.5	PM2.5 Total	Bio- CO2	NBio- CO2	Total CO2	CH4	N2O	CO2e
Category	lb/day										lb/day					
Hauling	0.1394	1.0172	1.5271	7.3900e-003	0.4347	0.0303	0.4650	0.1117	0.0279	0.1395		695.3173	695.3173	4.8200e-003		695.4186
Vendor	0.0000	0.0000	0.0000	0.0000	0.0000	0.0000	0.0000	0.0000	0.0000	0.0000		0.0000	0.0000	0.0000		0.0000
Worker	0.0491	0.0546	0.5978	2.6000e-003	0.2054	1.5400e-003	0.2069	0.0545	1.4300e-003	0.0559		170.7509	170.7509	6.8300e-003		170.8945
Total	**0.1885**	**1.0717**	**2.1250**	**9.9900e-003**	**0.6401**	**0.0319**	**0.6719**	**0.1661**	**0.0293**	**0.1955**		**866.0682**	**866.0682**	**0.0117**		**866.3130**

Mitigated Construction On-Site

	ROG	NOx	CO	SO2	Fugitive PM10	Exhaust PM10	PM10 Total	Fugitive PM2.5	Exhaust PM2.5	PM2.5 Total	Bio- CO2	NBio- CO2	Total CO2	CH4	N2O	CO2e
Category	lb/day										lb/day					
Fugitive Dust					2.7605	0.0000	2.7605	1.4973	0.0000	1.4973			0.0000			0.0000

Off-Road	1.4176	13.0033	15.7588	0.0239		0.6416	0.6416		0.5903	0.5903	0.0000	2,314.7272	2,314.7272	0.7486		2,330.4485
Total	**1.4176**	**13.0033**	**15.7588**	**0.0239**	**2.7605**	**0.6416**	**3.4022**	**1.4973**	**0.5903**	**2.0876**	**0.0000**	**2,314.7272**	**2,314.7272**	**0.7486**		**2,330.4485**

Mitigated Construction Off-Site

	ROG	NOx	CO	SO2	Fugitive PM10	Exhaust PM10	PM10 Total	Fugitive PM2.5	Exhaust PM2.5	PM2.5 Total	Bio- CO2	NBio- CO2	Total CO2	CH4	N2O	CO2e
Category	lb/day										lb/day					
Hauling	0.1394	1.0172	1.5271	7.3900e-003	0.4347	0.0303	0.4650	0.1117	0.0279	0.1395		695.3173	695.3173	4.8200e-003		695.4186
Vendor	0.0000	0.0000	0.0000	0.0000	0.0000	0.0000	0.0000	0.0000	0.0000	0.0000		0.0000	0.0000	0.0000		0.0000
Worker	0.0491	0.0546	0.5978	2.6000e-003	0.2054	1.5400e-003	0.2069	0.0545	1.4300e-003	0.0559		170.7509	170.7509	6.8300e-003		170.8945
Total	**0.1885**	**1.0717**	**2.1250**	**9.9900e-003**	**0.6401**	**0.0319**	**0.6719**	**0.1661**	**0.0293**	**0.1955**		**866.0682**	**866.0682**	**0.0117**		**866.3130**

3.2 Trenching - 2027

Unmitigated Construction On-Site

	ROG	NOx	CO	SO2	Fugitive PM10	Exhaust PM10	PM10 Total	Fugitive PM2.5	Exhaust PM2.5	PM2.5 Total	Bio- CO2	NBio- CO2	Total CO2	CH4	N2O	CO2e
Category	lb/day										lb/day					
Fugitive Dust					6.1345	0.0000	6.1345	3.3273	0.0000	3.3273			0.0000			0.0000
Off-Road	1.4176	13.0033	15.7588	0.0239		0.6416	0.6416		0.5903	0.5903		2,314.7272	2,314.7272	0.7486		2,330.4485
Total	**1.4176**	**13.0033**	**15.7588**	**0.0239**	**6.1345**	**0.6416**	**6.7761**	**3.3273**	**0.5903**	**3.9176**		**2,314.7272**	**2,314.7272**	**0.7486**		**2,330.4485**

Unmitigated Construction Off-Site

	ROG	NOx	CO	SO2	Fugitive PM10	Exhaust PM10	PM10 Total	Fugitive PM2.5	Exhaust PM2.5	PM2.5 Total	Bio- CO2	NBio- CO2	Total CO2	CH4	N2O	CO2e
Category	lb/day										lb/day					
Hauling	0.1377	1.0074	1.5014	7.3900e-003	0.2903	0.0303	0.3207	0.0762	0.0279	0.1041		695.3552	695.3552	4.8300e-003		695.4566
Vendor	0.0000	0.0000	0.0000	0.0000	0.0000	0.0000	0.0000	0.0000	0.0000	0.0000		0.0000	0.0000	0.0000		0.0000
Worker	0.0476	0.0529	0.5803	2.6000e-003	0.2054	1.5600e-003	0.2069	0.0545	1.4500e-003	0.0559		169.1995	169.1995	6.6900e-003		169.3400
Total	**0.1852**	**1.0603**	**2.0817**	**9.9900e-003**	**0.4957**	**0.0319**	**0.5276**	**0.1307**	**0.0294**	**0.1600**		**864.5546**	**864.5546**	**0.0115**		**864.7966**

Mitigated Construction On-Site

	ROG	NOx	CO	SO2	Fugitive PM10	Exhaust PM10	PM10 Total	Fugitive PM2.5	Exhaust PM2.5	PM2.5 Total	Bio- CO2	NBio- CO2	Total CO2	CH4	N2O	CO2e
Category	lb/day										lb/day					
Fugitive Dust					2.7605	0.0000	2.7605	1.4973	0.0000	1.4973			0.0000			0.0000
Off-Road	1.4176	13.0033	15.7588	0.0239		0.6416	0.6416		0.5903	0.5903	0.0000	2,314.7272	2,314.7272	0.7486		2,330.4485
Total	**1.4176**	**13.0033**	**15.7588**	**0.0239**	**2.7605**	**0.6416**	**3.4022**	**1.4973**	**0.5903**	**2.0876**	**0.0000**	**2,314.7272**	**2,314.7272**	**0.7486**		**2,330.4485**

Mitigated Construction Off-Site

	ROG	NOx	CO	SO2	Fugitive PM10	Exhaust PM10	PM10 Total	Fugitive PM2.5	Exhaust PM2.5	PM2.5 Total	Bio- CO2	NBio- CO2	Total CO2	CH4	N2O	CO2e
Category	lb/day										lb/day					

Hauling	0.1377	1.0074	1.5014	7.3900e-003	0.2903	0.0303	0.3207	0.0762	0.0279	0.1041		695.3552	695.3552	4.8300e-003		695.4566
Vendor	0.0000	0.0000	0.0000	0.0000	0.0000	0.0000	0.0000	0.0000	0.0000	0.0000		0.0000	0.0000	0.0000		0.0000
Worker	0.0476	0.0529	0.5803	2.6000e-003	0.2054	1.5600e-003	0.2069	0.0545	1.4500e-003	0.0559		169.1995	169.1995	6.6900e-003		169.3400
Total	**0.1852**	**1.0603**	**2.0817**	**9.9900e-003**	**0.4957**	**0.0319**	**0.5276**	**0.1307**	**0.0294**	**0.1600**		**864.5546**	**864.5546**	**0.0115**		**864.7966**

3.2 Trenching - 2028

Unmitigated Construction On-Site

	ROG	NOx	CO	SO2	Fugitive PM10	Exhaust PM10	PM10 Total	Fugitive PM2.5	Exhaust PM2.5	PM2.5 Total	Bio- CO2	NBio- CO2	Total CO2	CH4	N2O	CO2e
Category	lb/day										lb/day					
Fugitive Dust					6.1345	0.0000	6.1345	3.3273	0.0000	3.3273			0.0000			0.0000
Off-Road	1.4176	13.0033	15.7588	0.0239		0.6416	0.6416		0.5903	0.5903		2,314.7272	2,314.7272	0.7486		2,330.4485
Total	**1.4176**	**13.0033**	**15.7588**	**0.0239**	**6.1345**	**0.6416**	**6.7761**	**3.3273**	**0.5903**	**3.9176**		**2,314.7272**	**2,314.7272**	**0.7486**		**2,330.4485**

Unmitigated Construction Off-Site

	ROG	NOx	CO	SO2	Fugitive PM10	Exhaust PM10	PM10 Total	Fugitive PM2.5	Exhaust PM2.5	PM2.5 Total	Bio- CO2	NBio- CO2	Total CO2	CH4	N2O	CO2e
Category	lb/day										lb/day					
Hauling	0.1370	0.9977	1.4978	7.3900e-003	1.0544	0.0302	1.0846	0.2637	0.0278	0.2916		695.4259	695.4259	4.8200e-003		695.5271
Vendor	0.0000	0.0000	0.0000	0.0000	0.0000	0.0000	0.0000	0.0000	0.0000	0.0000		0.0000	0.0000	0.0000		0.0000
Worker	0.0461	0.0514	0.5643	2.6000e-003	0.2054	1.5700e-003	0.2069	0.0545	1.4600e-003	0.0559		167.8790	167.8790	6.5600e-003		168.0167
Total	**0.1831**	**1.0491**	**2.0621**	**9.9900e-003**	**1.2597**	**0.0318**	**1.2915**	**0.3182**	**0.0293**	**0.3475**		**863.3049**	**863.3049**	**0.0114**		**863.5438**

Mitigated Construction On-Site

	ROG	NOx	CO	SO2	Fugitive PM10	Exhaust PM10	PM10 Total	Fugitive PM2.5	Exhaust PM2.5	PM2.5 Total	Bio- CO2	NBio- CO2	Total CO2	CH4	N2O	CO2e
Category	lb/day										lb/day					
Fugitive Dust					2.7605	0.0000	2.7605	1.4973	0.0000	1.4973			0.0000			0.0000
Off-Road	1.4176	13.0033	15.7588	0.0239		0.6416	0.6416		0.5903	0.5903	0.0000	2,314.7272	2,314.7272	0.7486		2,330.4485
Total	**1.4176**	**13.0033**	**15.7588**	**0.0239**	**2.7605**	**0.6416**	**3.4022**	**1.4973**	**0.5903**	**2.0876**	**0.0000**	**2,314.7272**	**2,314.7272**	**0.7486**		**2,330.4485**

Mitigated Construction Off-Site

	ROG	NOx	CO	SO2	Fugitive PM10	Exhaust PM10	PM10 Total	Fugitive PM2.5	Exhaust PM2.5	PM2.5 Total	Bio- CO2	NBio- CO2	Total CO2	CH4	N2O	CO2e
Category	lb/day										lb/day					
Hauling	0.1370	0.9977	1.4978	7.3900e-003	1.0544	0.0302	1.0846	0.2637	0.0278	0.2916		695.4259	695.4259	4.8200e-003		695.5271
Vendor	0.0000	0.0000	0.0000	0.0000	0.0000	0.0000	0.0000	0.0000	0.0000	0.0000		0.0000	0.0000	0.0000		0.0000
Worker	0.0461	0.0514	0.5643	2.6000e-003	0.2054	1.5700e-003	0.2069	0.0545	1.4600e-003	0.0559		167.8790	167.8790	6.5600e-003		168.0167
Total	**0.1831**	**1.0491**	**2.0621**	**9.9900e-003**	**1.2597**	**0.0318**	**1.2915**	**0.3182**	**0.0293**	**0.3475**		**863.3049**	**863.3049**	**0.0114**		**863.5438**

3.3 Installation - 2026

Unmitigated Construction On-Site

	ROG	NOx	CO	SO2	Fugitive PM10	Exhaust PM10	PM10 Total	Fugitive PM2.5	Exhaust PM2.5	PM2.5 Total	Bio- CO2	NBio- CO2	Total CO2	CH4	N2O	CO2e
Category	lb/day										lb/day					
Off-Road	0.3503	3.4987	3.9294	7.0900e-003		0.1528	0.1528		0.1406	0.1406		686.4442	686.4442	0.2220		691.1064
Total	**0.3503**	**3.4987**	**3.9294**	**7.0900e-003**		**0.1528**	**0.1528**		**0.1406**	**0.1406**		**686.4442**	**686.4442**	**0.2220**		**691.1064**

Unmitigated Construction Off-Site

	ROG	NOx	CO	SO2	Fugitive PM10	Exhaust PM10	PM10 Total	Fugitive PM2.5	Exhaust PM2.5	PM2.5 Total	Bio- CO2	NBio- CO2	Total CO2	CH4	N2O	CO2e
Category	lb/day										lb/day					
Hauling	0.0000	0.0000	0.0000	0.0000	0.0000	0.0000	0.0000	0.0000	0.0000	0.0000		0.0000	0.0000	0.0000		0.0000
Vendor	0.0247	0.1433	0.2947	9.4000e-004	0.0266	3.3200e-003	0.0299	7.5700e-003	3.0500e-003	0.0106		88.1325	88.1325	6.1000e-004		88.1454
Worker	0.0295	0.0327	0.3587	1.5600e-003	0.1232	9.3000e-004	0.1242	0.0327	8.6000e-004	0.0335		102.4506	102.4506	4.1000e-003		102.5367
Total	**0.0541**	**0.1761**	**0.6534**	**2.5000e-003**	**0.1498**	**4.2500e-003**	**0.1540**	**0.0403**	**3.9100e-003**	**0.0442**		**190.5831**	**190.5831**	**4.7100e-003**		**190.6821**

Mitigated Construction On-Site

	ROG	NOx	CO	SO2	Fugitive PM10	Exhaust PM10	PM10 Total	Fugitive PM2.5	Exhaust PM2.5	PM2.5 Total	Bio- CO2	NBio- CO2	Total CO2	CH4	N2O	CO2e
Category	lb/day										lb/day					
Off-Road	0.3503	3.4987	3.9294	7.0900e-003		0.1528	0.1528		0.1406	0.1406	0.0000	686.4442	686.4442	0.2220		691.1064

Total	**0.3503**	**3.4987**	**3.9294**	**7.0900e-003**		**0.1528**	**0.1528**		**0.1406**	**0.1406**	**0.0000**	**686.4442**	**686.4442**	**0.2220**		**691.1064**

Mitigated Construction Off-Site

	ROG	NOx	CO	SO2	Fugitive PM10	Exhaust PM10	PM10 Total	Fugitive PM2.5	Exhaust PM2.5	PM2.5 Total	Bio- CO2	NBio- CO2	Total CO2	CH4	N2O	CO2e
Category	lb/day										lb/day					
Hauling	0.0000	0.0000	0.0000	0.0000	0.0000	0.0000	0.0000	0.0000	0.0000	0.0000		0.0000	0.0000	0.0000		0.0000
Vendor	0.0247	0.1433	0.2947	9.4000e-004	0.0266	3.3200e-003	0.0299	7.5700e-003	3.0500e-003	0.0106		88.1325	88.1325	6.1000e-004		88.1454
Worker	0.0295	0.0327	0.3587	1.5600e-003	0.1232	9.3000e-004	0.1242	0.0327	8.6000e-004	0.0335		102.4506	102.4506	4.1000e-003		102.5367
Total	**0.0541**	**0.1761**	**0.6534**	**2.5000e-003**	**0.1498**	**4.2500e-003**	**0.1540**	**0.0403**	**3.9100e-003**	**0.0442**		**190.5831**	**190.5831**	**4.7100e-003**		**190.6821**

3.3 Installation - 2027

Unmitigated Construction On-Site

	ROG	NOx	CO	SO2	Fugitive PM10	Exhaust PM10	PM10 Total	Fugitive PM2.5	Exhaust PM2.5	PM2.5 Total	Bio- CO2	NBio- CO2	Total CO2	CH4	N2O	CO2e
Category	lb/day										lb/day					
Off-Road	0.3503	3.4987	3.9294	7.0900e-003		0.1528	0.1528		0.1406	0.1406		686.4442	686.4442	0.2220		691.1064
Total	**0.3503**	**3.4987**	**3.9294**	**7.0900e-003**		**0.1528**	**0.1528**		**0.1406**	**0.1406**		**686.4442**	**686.4442**	**0.2220**		**691.1064**

Unmitigated Construction Off-Site

	ROG	NOx	CO	SO2	Fugitive PM10	Exhaust PM10	PM10 Total	Fugitive PM2.5	Exhaust PM2.5	PM2.5 Total	Bio- CO2	NBio- CO2	Total CO2	CH4	N2O	CO2e
Category	lb/day										lb/day					
Hauling	0.0000	0.0000	0.0000	0.0000	0.0000	0.0000	0.0000	0.0000	0.0000	0.0000		0.0000	0.0000	0.0000		0.0000
Vendor	0.0242	0.1419	0.2876	9.4000e-004	0.0266	3.3200e-003	0.0299	7.5800e-003	3.0500e-003	0.0106		88.1431	88.1431	6.1000e-004		88.1560
Worker	0.0285	0.0318	0.3482	1.5600e-003	0.1232	9.3000e-004	0.1242	0.0327	8.7000e-004	0.0336		101.5197	101.5197	4.0200e-003		101.6040
Total	**0.0527**	**0.1737**	**0.6358**	**2.5000e-003**	**0.1498**	**4.2500e-003**	**0.1540**	**0.0403**	**3.9200e-003**	**0.0442**		**189.6628**	**189.6628**	**4.6300e-003**		**189.7600**

Mitigated Construction On-Site

	ROG	NOx	CO	SO2	Fugitive PM10	Exhaust PM10	PM10 Total	Fugitive PM2.5	Exhaust PM2.5	PM2.5 Total	Bio- CO2	NBio- CO2	Total CO2	CH4	N2O	CO2e
Category	lb/day										lb/day					
Off-Road	0.3503	3.4987	3.9294	7.0900e-003		0.1528	0.1528		0.1406	0.1406	0.0000	686.4442	686.4442	0.2220		691.1064
Total	**0.3503**	**3.4987**	**3.9294**	**7.0900e-003**		**0.1528**	**0.1528**		**0.1406**	**0.1406**	**0.0000**	**686.4442**	**686.4442**	**0.2220**		**691.1064**

Mitigated Construction Off-Site

	ROG	NOx	CO	SO2	Fugitive PM10	Exhaust PM10	PM10 Total	Fugitive PM2.5	Exhaust PM2.5	PM2.5 Total	Bio- CO2	NBio- CO2	Total CO2	CH4	N2O	CO2e
Category	lb/day										lb/day					

Hauling	0.0000	0.0000	0.0000	0.0000	0.0000	0.0000	0.0000	0.0000	0.0000	0.0000		0.0000	0.0000	0.0000		0.0000
Vendor	0.0242	0.1419	0.2876	9.4000e-004	0.0266	3.3200e-003	0.0299	7.5800e-003	3.0500e-003	0.0106		88.1431	88.1431	6.1000e-004		88.1560
Worker	0.0285	0.0318	0.3482	1.5600e-003	0.1232	9.3000e-004	0.1242	0.0327	8.7000e-004	0.0336		101.5197	101.5197	4.0200e-003		101.6040
Total	**0.0527**	**0.1737**	**0.6358**	**2.5000e-003**	**0.1498**	**4.2500e-003**	**0.1540**	**0.0403**	**3.9200e-003**	**0.0442**		**189.6628**	**189.6628**	**4.6300e-003**		**189.7600**

3.3 Installation - 2028

Unmitigated Construction On-Site

	ROG	NOx	CO	SO2	Fugitive PM10	Exhaust PM10	PM10 Total	Fugitive PM2.5	Exhaust PM2.5	PM2.5 Total	Bio- CO2	NBio- CO2	Total CO2	CH4	N2O	CO2e
Category	lb/day										lb/day					
Off-Road	0.3503	3.4987	3.9294	7.0900e-003		0.1528	0.1528		0.1406	0.1406		686.4442	686.4442	0.2220		691.1064
Total	**0.3503**	**3.4987**	**3.9294**	**7.0900e-003**		**0.1528**	**0.1528**		**0.1406**	**0.1406**		**686.4442**	**686.4442**	**0.2220**		**691.1064**

Unmitigated Construction Off-Site

	ROG	NOx	CO	SO2	Fugitive PM10	Exhaust PM10	PM10 Total	Fugitive PM2.5	Exhaust PM2.5	PM2.5 Total	Bio- CO2	NBio- CO2	Total CO2	CH4	N2O	CO2e
Category	lb/day										lb/day					
Hauling	0.0000	0.0000	0.0000	0.0000	0.0000	0.0000	0.0000	0.0000	0.0000	0.0000		0.0000	0.0000	0.0000		0.0000
Vendor	0.0239	0.1408	0.2854	9.4000e-004	0.0266	3.3100e-003	0.0299	7.5800e-003	3.0500e-003	0.0106		88.1556	88.1556	6.1000e-004		88.1685
Worker	0.0276	0.0308	0.3386	1.5600e-003	0.1232	9.4000e-004	0.1242	0.0327	8.7000e-004	0.0336		100.7274	100.7274	3.9400e-003		100.8100
Total	**0.0515**	**0.1716**	**0.6240**	**2.5000e-003**	**0.1498**	**4.2500e-003**	**0.1540**	**0.0403**	**3.9200e-003**	**0.0442**		**188.8830**	**188.8830**	**4.5500e-003**		**188.9786**

Mitigated Construction On-Site

	ROG	NOx	CO	SO2	Fugitive PM10	Exhaust PM10	PM10 Total	Fugitive PM2.5	Exhaust PM2.5	PM2.5 Total	Bio- CO2	NBio- CO2	Total CO2	CH4	N2O	CO2e
Category	lb/day										lb/day					
Off-Road	0.3503	3.4987	3.9294	7.0900e-003		0.1528	0.1528		0.1406	0.1406	0.0000	686.4442	686.4442	0.2220		691.1064
Total	**0.3503**	**3.4987**	**3.9294**	**7.0900e-003**		**0.1528**	**0.1528**		**0.1406**	**0.1406**	**0.0000**	**686.4442**	**686.4442**	**0.2220**		**691.1064**

Mitigated Construction Off-Site

	ROG	NOx	CO	SO2	Fugitive PM10	Exhaust PM10	PM10 Total	Fugitive PM2.5	Exhaust PM2.5	PM2.5 Total	Bio- CO2	NBio- CO2	Total CO2	CH4	N2O	CO2e
Category	lb/day										lb/day					
Hauling	0.0000	0.0000	0.0000	0.0000	0.0000	0.0000	0.0000	0.0000	0.0000	0.0000		0.0000	0.0000	0.0000		0.0000
Vendor	0.0239	0.1408	0.2854	9.4000e-004	0.0266	3.3100e-003	0.0299	7.5800e-003	3.0500e-003	0.0106		88.1556	88.1556	6.1000e-004		88.1685
Worker	0.0276	0.0308	0.3386	1.5600e-003	0.1232	9.4000e-004	0.1242	0.0327	8.7000e-004	0.0336		100.7274	100.7274	3.9400e-003		100.8100
Total	**0.0515**	**0.1716**	**0.6240**	**2.5000e-003**	**0.1498**	**4.2500e-003**	**0.1540**	**0.0403**	**3.9200e-003**	**0.0442**		**188.8830**	**188.8830**	**4.5500e-003**		**188.9786**

3.4 Paving 1 - 2026

Unmitigated Construction On-Site

	ROG	NOx	CO	SO2	Fugitive PM10	Exhaust PM10	PM10 Total	Fugitive PM2.5	Exhaust PM2.5	PM2.5 Total	Bio- CO2	NBio- CO2	Total CO2	CH4	N2O	CO2e
Category	lb/day										lb/day					
Off-Road	0.4487	4.2108	7.1390	0.0112		0.2055	0.2055		0.1890	0.1890		1,079.8983	1,079.8983	0.3493		1,087.2328
Paving	0.0000					0.0000	0.0000		0.0000	0.0000			0.0000			0.0000
Total	**0.4487**	**4.2108**	**7.1390**	**0.0112**		**0.2055**	**0.2055**		**0.1890**	**0.1890**		**1,079.8983**	**1,079.8983**	**0.3493**		**1,087.2328**

Unmitigated Construction Off-Site

	ROG	NOx	CO	SO2	Fugitive PM10	Exhaust PM10	PM10 Total	Fugitive PM2.5	Exhaust PM2.5	PM2.5 Total	Bio- CO2	NBio- CO2	Total CO2	CH4	N2O	CO2e
Category	lb/day										lb/day					
Hauling	0.0000	0.0000	0.0000	0.0000	0.0000	0.0000	0.0000	0.0000	0.0000	0.0000		0.0000	0.0000	0.0000		0.0000
Vendor	0.0000	0.0000	0.0000	0.0000	0.0000	0.0000	0.0000	0.0000	0.0000	0.0000		0.0000	0.0000	0.0000		0.0000
Worker	0.0295	0.0327	0.3587	1.5600e-003	0.1232	9.3000e-004	0.1242	0.0327	8.6000e-004	0.0335		102.4506	102.4506	4.1000e-003		102.5367
Total	**0.0295**	**0.0327**	**0.3587**	**1.5600e-003**	**0.1232**	**9.3000e-004**	**0.1242**	**0.0327**	**8.6000e-004**	**0.0335**		**102.4506**	**102.4506**	**4.1000e-003**		**102.5367**

Mitigated Construction On-Site

	ROG	NOx	CO	SO2	Fugitive PM10	Exhaust PM10	PM10 Total	Fugitive PM2.5	Exhaust PM2.5	PM2.5 Total	Bio- CO2	NBio- CO2	Total CO2	CH4	N2O	CO2e
Category	lb/day										lb/day					
Off-Road	0.4487	4.2108	7.1390	0.0112		0.2055	0.2055		0.1890	0.1890	0.0000	1,079.8983	1,079.8983	0.3493		1,087.2328

Paving	0.0000					0.0000	0.0000		0.0000	0.0000			0.0000			0.0000
Total	**0.4487**	**4.2108**	**7.1390**	**0.0112**		**0.2055**	**0.2055**		**0.1890**	**0.1890**	**0.0000**	**1,079.8983**	**1,079.8983**	**0.3493**		**1,087.2328**

Mitigated Construction Off-Site

	ROG	NOx	CO	SO2	Fugitive PM10	Exhaust PM10	PM10 Total	Fugitive PM2.5	Exhaust PM2.5	PM2.5 Total	Bio- CO2	NBio- CO2	Total CO2	CH4	N2O	CO2e
Category	lb/day										lb/day					
Hauling	0.0000	0.0000	0.0000	0.0000	0.0000	0.0000	0.0000	0.0000	0.0000	0.0000		0.0000	0.0000	0.0000		0.0000
Vendor	0.0000	0.0000	0.0000	0.0000	0.0000	0.0000	0.0000	0.0000	0.0000	0.0000		0.0000	0.0000	0.0000		0.0000
Worker	0.0295	0.0327	0.3587	1.5600e-003	0.1232	9.3000e-004	0.1242	0.0327	8.6000e-004	0.0335		102.4506	102.4506	4.1000e-003		102.5367
Total	**0.0295**	**0.0327**	**0.3587**	**1.5600e-003**	**0.1232**	**9.3000e-004**	**0.1242**	**0.0327**	**8.6000e-004**	**0.0335**		**102.4506**	**102.4506**	**4.1000e-003**		**102.5367**

3.5 Paving 2 - 2027

Unmitigated Construction On-Site

	ROG	NOx	CO	SO2	Fugitive PM10	Exhaust PM10	PM10 Total	Fugitive PM2.5	Exhaust PM2.5	PM2.5 Total	Bio- CO2	NBio- CO2	Total CO2	CH4	N2O	CO2e
Category	lb/day										lb/day					
Off-Road	0.4487	4.2108	7.1390	0.0112		0.2055	0.2055		0.1890	0.1890		1,079.8983	1,079.8983	0.3493		1,087.2328
Paving	0.0000					0.0000	0.0000		0.0000	0.0000			0.0000			0.0000
Total	**0.4487**	**4.2108**	**7.1390**	**0.0112**		**0.2055**	**0.2055**		**0.1890**	**0.1890**		**1,079.8983**	**1,079.8983**	**0.3493**		**1,087.2328**

Unmitigated Construction Off-Site

	ROG	NOx	CO	SO2	Fugitive PM10	Exhaust PM10	PM10 Total	Fugitive PM2.5	Exhaust PM2.5	PM2.5 Total	Bio- CO2	NBio- CO2	Total CO2	CH4	N2O	CO2e
Category	lb/day										lb/day					
Hauling	0.0000	0.0000	0.0000	0.0000	0.0000	0.0000	0.0000	0.0000	0.0000	0.0000		0.0000	0.0000	0.0000		0.0000
Vendor	0.0000	0.0000	0.0000	0.0000	0.0000	0.0000	0.0000	0.0000	0.0000	0.0000		0.0000	0.0000	0.0000		0.0000
Worker	0.0285	0.0318	0.3482	1.5600e-003	0.1232	9.3000e-004	0.1242	0.0327	8.7000e-004	0.0336		101.5197	101.5197	4.0200e-003		101.6040
Total	**0.0285**	**0.0318**	**0.3482**	**1.5600e-003**	**0.1232**	**9.3000e-004**	**0.1242**	**0.0327**	**8.7000e-004**	**0.0336**		**101.5197**	**101.5197**	**4.0200e-003**		**101.6040**

Mitigated Construction On-Site

	ROG	NOx	CO	SO2	Fugitive PM10	Exhaust PM10	PM10 Total	Fugitive PM2.5	Exhaust PM2.5	PM2.5 Total	Bio- CO2	NBio- CO2	Total CO2	CH4	N2O	CO2e
Category	lb/day										lb/day					
Off-Road	0.4487	4.2108	7.1390	0.0112		0.2055	0.2055		0.1890	0.1890	0.0000	1,079.8983	1,079.8983	0.3493		1,087.2328
Paving	0.0000					0.0000	0.0000		0.0000	0.0000			0.0000			0.0000
Total	**0.4487**	**4.2108**	**7.1390**	**0.0112**		**0.2055**	**0.2055**		**0.1890**	**0.1890**	**0.0000**	**1,079.8983**	**1,079.8983**	**0.3493**		**1,087.2328**

Mitigated Construction Off-Site

	ROG	NOx	CO	SO2	Fugitive PM10	Exhaust PM10	PM10 Total	Fugitive PM2.5	Exhaust PM2.5	PM2.5 Total	Bio- CO2	NBio- CO2	Total CO2	CH4	N2O	CO2e
Category	lb/day										lb/day					

Hauling	0.0000	0.0000	0.0000	0.0000	0.0000	0.0000	0.0000	0.0000	0.0000	0.0000		0.0000	0.0000	0.0000		0.0000
Vendor	0.0000	0.0000	0.0000	0.0000	0.0000	0.0000	0.0000	0.0000	0.0000	0.0000		0.0000	0.0000	0.0000		0.0000
Worker	0.0285	0.0318	0.3482	1.5600e-003	0.1232	9.3000e-004	0.1242	0.0327	8.7000e-004	0.0336		101.5197	101.5197	4.0200e-003		101.6040
Total	**0.0285**	**0.0318**	**0.3482**	**1.5600e-003**	**0.1232**	**9.3000e-004**	**0.1242**	**0.0327**	**8.7000e-004**	**0.0336**		**101.5197**	**101.5197**	**4.0200e-003**		**101.6040**

3.6 Paving 3 - 2027

Unmitigated Construction On-Site

	ROG	NOx	CO	SO2	Fugitive PM10	Exhaust PM10	PM10 Total	Fugitive PM2.5	Exhaust PM2.5	PM2.5 Total	Bio- CO2	NBio- CO2	Total CO2	CH4	N2O	CO2e
Category	lb/day										lb/day					
Off-Road	0.4487	4.2108	7.1390	0.0112		0.2055	0.2055		0.1890	0.1890		1,079.8983	1,079.8983	0.3493		1,087.2328
Paving	0.0000					0.0000	0.0000		0.0000	0.0000			0.0000			0.0000
Total	**0.4487**	**4.2108**	**7.1390**	**0.0112**		**0.2055**	**0.2055**		**0.1890**	**0.1890**		**1,079.8983**	**1,079.8983**	**0.3493**		**1,087.2328**

Unmitigated Construction Off-Site

	ROG	NOx	CO	SO2	Fugitive PM10	Exhaust PM10	PM10 Total	Fugitive PM2.5	Exhaust PM2.5	PM2.5 Total	Bio- CO2	NBio- CO2	Total CO2	CH4	N2O	CO2e
Category	lb/day										lb/day					
Hauling	0.0000	0.0000	0.0000	0.0000	0.0000	0.0000	0.0000	0.0000	0.0000	0.0000		0.0000	0.0000	0.0000		0.0000
Vendor	0.0000	0.0000	0.0000	0.0000	0.0000	0.0000	0.0000	0.0000	0.0000	0.0000		0.0000	0.0000	0.0000		0.0000
Worker	0.0285	0.0318	0.3482	1.5600e-003	0.1232	9.3000e-004	0.1242	0.0327	8.7000e-004	0.0336		101.5197	101.5197	4.0200e-003		101.6040
Total	**0.0285**	**0.0318**	**0.3482**	**1.5600e-003**	**0.1232**	**9.3000e-004**	**0.1242**	**0.0327**	**8.7000e-004**	**0.0336**		**101.5197**	**101.5197**	**4.0200e-003**		**101.6040**

Mitigated Construction On-Site

	ROG	NOx	CO	SO2	Fugitive PM10	Exhaust PM10	PM10 Total	Fugitive PM2.5	Exhaust PM2.5	PM2.5 Total	Bio- CO2	NBio- CO2	Total CO2	CH4	N2O	CO2e
Category	lb/day										lb/day					
Off-Road	0.4487	4.2108	7.1390	0.0112		0.2055	0.2055		0.1890	0.1890	0.0000	1,079.8983	1,079.8983	0.3493		1,087.2328
Paving	0.0000					0.0000	0.0000		0.0000	0.0000			0.0000			0.0000
Total	**0.4487**	**4.2108**	**7.1390**	**0.0112**		**0.2055**	**0.2055**		**0.1890**	**0.1890**	**0.0000**	**1,079.8983**	**1,079.8983**	**0.3493**		**1,087.2328**

Mitigated Construction Off-Site

	ROG	NOx	CO	SO2	Fugitive PM10	Exhaust PM10	PM10 Total	Fugitive PM2.5	Exhaust PM2.5	PM2.5 Total	Bio- CO2	NBio- CO2	Total CO2	CH4	N2O	CO2e
Category	lb/day										lb/day					
Hauling	0.0000	0.0000	0.0000	0.0000	0.0000	0.0000	0.0000	0.0000	0.0000	0.0000		0.0000	0.0000	0.0000		0.0000
Vendor	0.0000	0.0000	0.0000	0.0000	0.0000	0.0000	0.0000	0.0000	0.0000	0.0000		0.0000	0.0000	0.0000		0.0000
Worker	0.0285	0.0318	0.3482	1.5600e-003	0.1232	9.3000e-004	0.1242	0.0327	8.7000e-004	0.0336		101.5197	101.5197	4.0200e-003		101.6040
Total	**0.0285**	**0.0318**	**0.3482**	**1.5600e-003**	**0.1232**	**9.3000e-004**	**0.1242**	**0.0327**	**8.7000e-004**	**0.0336**		**101.5197**	**101.5197**	**4.0200e-003**		**101.6040**

3.7 Final Paving - 2028

Unmitigated Construction On-Site

	ROG	NOx	CO	SO2	Fugitive PM10	Exhaust PM10	PM10 Total	Fugitive PM2.5	Exhaust PM2.5	PM2.5 Total	Bio- CO2	NBio- CO2	Total CO2	CH4	N2O	CO2e
Category	lb/day										lb/day					
Off-Road	0.4487	4.2108	7.1390	0.0112		0.2055	0.2055		0.1890	0.1890		1,079.8983	1,079.8983	0.3493		1,087.2328
Paving	0.0000					0.0000	0.0000		0.0000	0.0000			0.0000			0.0000
Total	**0.4487**	**4.2108**	**7.1390**	**0.0112**		**0.2055**	**0.2055**		**0.1890**	**0.1890**		**1,079.8983**	**1,079.8983**	**0.3493**		**1,087.2328**

Unmitigated Construction Off-Site

	ROG	NOx	CO	SO2	Fugitive PM10	Exhaust PM10	PM10 Total	Fugitive PM2.5	Exhaust PM2.5	PM2.5 Total	Bio- CO2	NBio- CO2	Total CO2	CH4	N2O	CO2e
Category	lb/day										lb/day					
Hauling	0.0000	0.0000	0.0000	0.0000	0.0000	0.0000	0.0000	0.0000	0.0000	0.0000		0.0000	0.0000	0.0000		0.0000
Vendor	0.0000	0.0000	0.0000	0.0000	0.0000	0.0000	0.0000	0.0000	0.0000	0.0000		0.0000	0.0000	0.0000		0.0000
Worker	0.0276	0.0308	0.3386	1.5600e-003	0.1232	9.4000e-004	0.1242	0.0327	8.7000e-004	0.0336		100.7274	100.7274	3.9400e-003		100.8100
Total	**0.0276**	**0.0308**	**0.3386**	**1.5600e-003**	**0.1232**	**9.4000e-004**	**0.1242**	**0.0327**	**8.7000e-004**	**0.0336**		**100.7274**	**100.7274**	**3.9400e-003**		**100.8100**

Mitigated Construction On-Site

	ROG	NOx	CO	SO2	Fugitive PM10	Exhaust PM10	PM10 Total	Fugitive PM2.5	Exhaust PM2.5	PM2.5 Total	Bio- CO2	NBio- CO2	Total CO2	CH4	N2O	CO2e
Category	lb/day										lb/day					
Off-Road	0.4487	4.2108	7.1390	0.0112		0.2055	0.2055		0.1890	0.1890	0.0000	1,079.8983	1,079.8983	0.3493		1,087.2328

Paving	0.0000					0.0000	0.0000		0.0000	0.0000			0.0000			0.0000
Total	**0.4487**	**4.2108**	**7.1390**	**0.0112**		**0.2055**	**0.2055**		**0.1890**	**0.1890**	**0.0000**	**1,079.8983**	**1,079.8983**	**0.3493**		**1,087.2328**

Mitigated Construction Off-Site

	ROG	NOx	CO	SO2	Fugitive PM10	Exhaust PM10	PM10 Total	Fugitive PM2.5	Exhaust PM2.5	PM2.5 Total	Bio- CO2	NBio- CO2	Total CO2	CH4	N2O	CO2e
Category	lb/day										lb/day					
Hauling	0.0000	0.0000	0.0000	0.0000	0.0000	0.0000	0.0000	0.0000	0.0000	0.0000		0.0000	0.0000	0.0000		0.0000
Vendor	0.0000	0.0000	0.0000	0.0000	0.0000	0.0000	0.0000	0.0000	0.0000	0.0000		0.0000	0.0000	0.0000		0.0000
Worker	0.0276	0.0308	0.3386	1.5600e-003	0.1232	9.4000e-004	0.1242	0.0327	8.7000e-004	0.0336		100.7274	100.7274	3.9400e-003		100.8100
Total	**0.0276**	**0.0308**	**0.3386**	**1.5600e-003**	**0.1232**	**9.4000e-004**	**0.1242**	**0.0327**	**8.7000e-004**	**0.0336**		**100.7274**	**100.7274**	**3.9400e-003**		**100.8100**

4.0 Operational Detail - Mobile

4.1 Mitigation Measures Mobile

	ROG	NOx	CO	SO2	Fugitive PM10	Exhaust PM10	PM10 Total	Fugitive PM2.5	Exhaust PM2.5	PM2.5 Total	Bio- CO2	NBio- CO2	Total CO2	CH4	N2O	CO2e
Category	lb/day										lb/day					
Mitigated	0.0000	0.0000	0.0000	0.0000	0.0000	0.0000	0.0000	0.0000	0.0000	0.0000		0.0000	0.0000	0.0000		0.0000
Unmitigated	0.0000	0.0000	0.0000	0.0000	0.0000	0.0000	0.0000	0.0000	0.0000	0.0000		0.0000	0.0000	0.0000		0.0000

4.2 Trip Summary Information

	Average Daily Trip Rate			Unmitigated	Mitigated
Land Use	Weekday	Saturday	Sunday	Annual VMT	Annual VMT
User Defined Industrial	0.00	0.00	0.00		
Total	0.00	0.00	0.00		

4.3 Trip Type Information

	Miles			Trip %			Trip Purpose %		
Land Use	H-W or C-W	H-S or C-C	H-O or C-NW	H-W or C-W	H-S or C-C	H-O or C-NW	Primary	Diverted	Pass-by
User Defined Industrial	9.50	7.30	7.30	0.00	0.00	0.00	0	0	0

LDA	LDT1	LDT2	MDV	LHD1	LHD2	MHD	HHD	OBUS	UBUS	MCY	SBUS	MH
0.511923	0.073395	0.191568	0.130918	0.036235	0.005199	0.012665	0.023708	0.001889	0.002027	0.006511	0.000534	0.003431

5.0 Energy Detail

4.4 Fleet Mix

Historical Energy Use: N

5.1 Mitigation Measures Energy

	ROG	NOx	CO	SO2	Fugitive PM10	Exhaust PM10	PM10 Total	Fugitive PM2.5	Exhaust PM2.5	PM2.5 Total	Bio- CO2	NBio- CO2	Total CO2	CH4	N2O	CO2e
Category	lb/day										lb/day					
NaturalGas Mitigated	0.0000	0.0000	0.0000	0.0000		0.0000	0.0000		0.0000	0.0000		0.0000	0.0000	0.0000	0.0000	0.0000
NaturalGas Unmitigated	0.0000	0.0000	0.0000	0.0000		0.0000	0.0000		0.0000	0.0000		0.0000	0.0000	0.0000	0.0000	0.0000

5.2 Energy by Land Use - NaturalGas

Unmitigated

	NaturalGas Use	ROG	NOx	CO	SO2	Fugitive PM10	Exhaust PM10	PM10 Total	Fugitive PM2.5	Exhaust PM2.5	PM2.5 Total	Bio- CO2	NBio- CO2	Total CO2	CH4	N2O	CO2e
Land Use	kBTU/yr	lb/day										lb/day					
User Defined Industrial	0	0.0000	0.0000	0.0000	0.0000		0.0000	0.0000		0.0000	0.0000		0.0000	0.0000	0.0000	0.0000	0.0000
Total		**0.0000**	**0.0000**	**0.0000**	**0.0000**		**0.0000**	**0.0000**		**0.0000**	**0.0000**		**0.0000**	**0.0000**	**0.0000**	**0.0000**	**0.0000**

Mitigated

	NaturalGas Use	ROG	NOx	CO	SO2	Fugitive PM10	Exhaust PM10	PM10 Total	Fugitive PM2.5	Exhaust PM2.5	PM2.5 Total	Bio- CO2	NBio- CO2	Total CO2	CH4	N2O	CO2e
Land Use	kBTU/yr	lb/day										lb/day					
User Defined Industrial	0	0.0000	0.0000	0.0000	0.0000		0.0000	0.0000		0.0000	0.0000		0.0000	0.0000	0.0000	0.0000	0.0000
Total		**0.0000**	**0.0000**	**0.0000**	**0.0000**		**0.0000**	**0.0000**		**0.0000**	**0.0000**		**0.0000**	**0.0000**	**0.0000**	**0.0000**	**0.0000**

6.0 Area Detail

6.1 Mitigation Measures Area

	ROG	NOx	CO	SO2	Fugitive PM10	Exhaust PM10	PM10 Total	Fugitive PM2.5	Exhaust PM2.5	PM2.5 Total	Bio- CO2	NBio- CO2	Total CO2	CH4	N2O	CO2e

Category	lb/day										lb/day					
Mitigated	1.0000e-005	0.0000	1.0000e-004	0.0000		0.0000	0.0000		0.0000	0.0000		2.2000e-004	2.2000e-004	0.0000		2.3000e-004
Unmitigated	1.0000e-005	0.0000	1.0000e-004	0.0000		0.0000	0.0000		0.0000	0.0000		2.2000e-004	2.2000e-004	0.0000		2.3000e-004

6.2 Area by SubCategory

Unmitigated

	ROG	NOx	CO	SO2	Fugitive PM10	Exhaust PM10	PM10 Total	Fugitive PM2.5	Exhaust PM2.5	PM2.5 Total	Bio- CO2	NBio- CO2	Total CO2	CH4	N2O	CO2e
SubCategory	lb/day										lb/day					
Architectural Coating	0.0000					0.0000	0.0000		0.0000	0.0000			0.0000			0.0000
Consumer Products	0.0000					0.0000	0.0000		0.0000	0.0000			0.0000			0.0000
Landscaping	1.0000e-005	0.0000	1.0000e-004	0.0000		0.0000	0.0000		0.0000	0.0000		2.2000e-004	2.2000e-004	0.0000		2.3000e-004
Total	**1.0000e-005**	**0.0000**	**1.0000e-004**	**0.0000**		**0.0000**	**0.0000**		**0.0000**	**0.0000**		**2.2000e-004**	**2.2000e-004**	**0.0000**		**2.3000e-004**

Mitigated

	ROG	NOx	CO	SO2	Fugitive PM10	Exhaust PM10	PM10 Total	Fugitive PM2.5	Exhaust PM2.5	PM2.5 Total	Bio- CO2	NBio- CO2	Total CO2	CH4	N2O	CO2e
SubCategory	lb/day										lb/day					
Architectural Coating	0.0000					0.0000	0.0000		0.0000	0.0000			0.0000			0.0000
Consumer Products	0.0000					0.0000	0.0000		0.0000	0.0000			0.0000			0.0000
Landscaping	1.0000e-005	0.0000	1.0000e-004	0.0000		0.0000	0.0000		0.0000	0.0000		2.2000e-004	2.2000e-004	0.0000		2.3000e-004

Total	**1.0000e-005**	**0.0000**	**1.0000e-004**	**0.0000**		**0.0000**	**0.0000**		**0.0000**	**0.0000**		**2.2000e-004**	**2.2000e-004**	**0.0000**		**2.3000e-004**

7.0 Water Detail

7.1 Mitigation Measures Water

8.0 Waste Detail

8.1 Mitigation Measures Waste

9.0 Operational Offroad

Equipment Type	Number	Hours/Day	Days/Year	Horse Power	Load Factor	Fuel Type

10.0 Vegetation

Central Area Purified Water Pipeline - Tunneling

San Diego Air Basin, Summer

1.0 Project Characteristics

1.1 Land Usage

Land Uses	Size	Metric	Lot Acreage	Floor Surface Area	Population
User Defined Industrial	1.00	User Defined Unit	0.00	0.00	0

1.2 Other Project Characteristics

Urbanization	Urban	**Wind Speed (m/s)**	2.6	**Precipitation Freq (Days)**	40
Climate Zone	13			**Operational Year**	2025
Utility Company	San Diego Gas & Electric				
CO2 Intensity (lb/MWhr)	720.49	**CH4 Intensity (lb/MWhr)**	0.029	**N2O Intensity (lb/MWhr)**	0.006

1.3 User Entered Comments & Non-Default Data

Project Characteristics -

Land Use -

Construction Phase - modified

Off-road Equipment - modified

Trips and VMT - default worker trips, 2 material delivery trucks/day during install, 5 haul trucks/day during trenching

Grading - modified

Construction Off-road Equipment Mitigation -

Off-road Equipment - modified

Off-road Equipment - modified

Off-road Equipment - modified

Off-road Equipment - modified

Off-road Equipment - modified

Off-road Equipment - modified

Off-road Equipment - modified

Table Name	Column Name	Default Value	New Value
tblConstructionPhase	NumDays	0.00	23.00
tblConstructionPhase	NumDays	0.00	12.00
tblConstructionPhase	NumDays	0.00	418.00
tblConstructionPhase	NumDays	0.00	22.00
tblConstructionPhase	NumDays	0.00	7.00
tblConstructionPhase	NumDays	0.00	7.00
tblConstructionPhase	NumDays	0.00	22.00
tblGrading	AcresOfGrading	18.00	0.00
tblGrading	AcresOfGrading	33.00	0.00
tblGrading	MaterialExported	0.00	736.00
tblGrading	MaterialExported	0.00	33,440.00
tblGrading	MaterialExported	0.00	736.00
tblOffRoadEquipment	LoadFactor	0.48	0.48
tblOffRoadEquipment	LoadFactor	0.38	0.38
tblOffRoadEquipment	LoadFactor	0.50	0.50
tblOffRoadEquipment	LoadFactor	0.38	0.38
tblOffRoadEquipment	LoadFactor	0.50	0.50
tblOffRoadEquipment	LoadFactor	0.48	0.48
tblOffRoadEquipment	LoadFactor	0.38	0.38
tblOffRoadEquipment	LoadFactor	0.50	0.50
tblOffRoadEquipment	LoadFactor	0.34	0.34
tblOffRoadEquipment	OffRoadEquipmentType		Scrapers
tblOffRoadEquipment	OffRoadEquipmentType		Excavators
tblOffRoadEquipment	OffRoadEquipmentType		Trenchers
tblOffRoadEquipment	OffRoadEquipmentType		Crushing/Proc. Equipment
tblOffRoadEquipment	OffRoadEquipmentType		Excavators

tblOffRoadEquipment	OffRoadEquipmentType		Trenchers
tblOffRoadEquipment	OffRoadEquipmentType		Crushing/Proc. Equipment
tblOffRoadEquipment	OffRoadEquipmentType		Scrapers
tblOffRoadEquipment	OffRoadEquipmentType		Excavators
tblOffRoadEquipment	OffRoadEquipmentType		Trenchers
tblOffRoadEquipment	OffRoadEquipmentType		Crushing/Proc. Equipment
tblOffRoadEquipment	OffRoadEquipmentType		Other General Industrial Equipment
tblOffRoadEquipment	OffRoadEquipmentUnitAmount	2.00	1.00
tblOffRoadEquipment	OffRoadEquipmentUnitAmount	2.00	1.00
tblOffRoadEquipment	OffRoadEquipmentUnitAmount	2.00	1.00
tblOffRoadEquipment	OffRoadEquipmentUnitAmount	1.00	0.00
tblOffRoadEquipment	OffRoadEquipmentUnitAmount	1.00	0.00
tblOffRoadEquipment	OffRoadEquipmentUnitAmount	1.00	0.00
tblOffRoadEquipment	OffRoadEquipmentUnitAmount	1.00	0.00
tblOffRoadEquipment	OffRoadEquipmentUnitAmount	1.00	0.00
tblOffRoadEquipment	OffRoadEquipmentUnitAmount	1.00	0.00
tblOffRoadEquipment	UsageHours	6.00	8.00
tblOffRoadEquipment	UsageHours	6.00	7.00
tblOffRoadEquipment	UsageHours	6.00	8.00
tblOffRoadEquipment	UsageHours	8.00	7.00
tblProjectCharacteristics	OperationalYear	2014	2025
tblTripsAndVMT	VendorTripNumber	0.00	4.00

2.0 Emissions Summary

2.1 Overall Construction (Maximum Daily Emission)

Unmitigated Construction

	ROG	NOx	CO	SO2	Fugitive PM10	Exhaust PM10	PM10 Total	Fugitive PM2.5	Exhaust PM2.5	PM2.5 Total	Bio- CO2	NBio- CO2	Total CO2	CH4	N2O	CO2e

Year	lb/day										lb/day					
2026	1.2624	11.2841	14.7801	0.0284	1.3380	0.4972	1.8252	0.5634	0.4574	1.0205	0.0000	2,673.6577	2,673.6577	0.7646	0.0000	2,689.7146
2027	1.2598	9.8822	14.7453	0.0284	1.1246	0.4872	1.6119	0.5111	0.4571	0.9682	0.0000	2,672.8889	2,672.8889	0.4408	0.0000	2,682.1448
2028	1.2584	11.1398	14.7334	0.0284	2.9597	0.4939	3.4468	0.9615	0.4570	1.4185	0.0000	2,672.2729	2,672.2729	0.7639	0.0000	2,688.3151
Total	**3.7805**	**32.3060**	**44.2588**	**0.0852**	**5.4224**	**1.4783**	**6.8839**	**2.0360**	**1.3716**	**3.4073**	**0.0000**	**8,018.8195**	**8,018.8195**	**1.9693**	**0.0000**	**8,060.1745**

Mitigated Construction

	ROG	NOx	CO	SO2	Fugitive PM10	Exhaust PM10	PM10 Total	Fugitive PM2.5	Exhaust PM2.5	PM2.5 Total	Bio- CO2	NBio- CO2	Total CO2	CH4	N2O	CO2e
Year	lb/day										lb/day					
2026	1.2624	11.2841	14.7801	0.0284	0.9178	0.4972	1.4050	0.3349	0.4574	0.7920	0.0000	2,673.6577	2,673.6577	0.7646	0.0000	2,689.7146
2027	1.2598	9.8822	14.7453	0.0284	0.7044	0.4872	1.1917	0.2826	0.4571	0.7397	0.0000	2,672.8889	2,672.8889	0.4408	0.0000	2,682.1448
2028	1.2584	11.1398	14.7334	0.0284	2.5395	0.4939	3.0266	0.7330	0.4570	1.1900	0.0000	2,672.2729	2,672.2729	0.7639	0.0000	2,688.3151
Total	**3.7805**	**32.3060**	**44.2588**	**0.0852**	**4.1618**	**1.4783**	**5.6233**	**1.3505**	**1.3716**	**2.7217**	**0.0000**	**8,018.8195**	**8,018.8195**	**1.9693**	**0.0000**	**8,060.1745**

	ROG	**NOx**	**CO**	**SO2**	**Fugitive PM10**	**Exhaust PM10**	**PM10 Total**	**Fugitive PM2.5**	**Exhaust PM2.5**	**PM2.5 Total**	**Bio- CO2**	**NBio-CO2**	**Total CO2**	**CH4**	**N20**	**CO2e**
Percent Reduction	**0.00**	**0.00**	**0.00**	**0.00**	**23.25**	**0.00**	**18.31**	**33.67**	**0.00**	**20.12**	**0.00**	**0.00**	**0.00**	**0.00**	**0.00**	**0.00**

2.2 Overall Operational

Unmitigated Operational

	ROG	NOx	CO	SO2	Fugitive PM10	Exhaust PM10	PM10 Total	Fugitive PM2.5	Exhaust PM2.5	PM2.5 Total	Bio- CO2	NBio- CO2	Total CO2	CH4	N2O	CO2e

Category	lb/day										lb/day					
Area	1.0000e-005	0.0000	1.0000e-004	0.0000		0.0000	0.0000		0.0000	0.0000		2.2000e-004	2.2000e-004	0.0000		2.3000e-004
Energy	0.0000	0.0000	0.0000	0.0000		0.0000	0.0000		0.0000	0.0000		0.0000	0.0000	0.0000	0.0000	0.0000
Mobile	0.0000	0.0000	0.0000	0.0000	0.0000	0.0000	0.0000	0.0000	0.0000	0.0000		0.0000	0.0000	0.0000		0.0000
Total	**1.0000e-005**	**0.0000**	**1.0000e-004**	**0.0000**	**0.0000**	**0.0000**	**0.0000**	**0.0000**	**0.0000**	**0.0000**		**2.2000e-004**	**2.2000e-004**	**0.0000**	**0.0000**	**2.3000e-004**

Mitigated Operational

	ROG	NOx	CO	SO2	Fugitive PM10	Exhaust PM10	PM10 Total	Fugitive PM2.5	Exhaust PM2.5	PM2.5 Total	Bio- CO2	NBio- CO2	Total CO2	CH4	N2O	CO2e
Category	lb/day										lb/day					
Area	1.0000e-005	0.0000	1.0000e-004	0.0000		0.0000	0.0000		0.0000	0.0000		2.2000e-004	2.2000e-004	0.0000		2.3000e-004
Energy	0.0000	0.0000	0.0000	0.0000		0.0000	0.0000		0.0000	0.0000		0.0000	0.0000	0.0000	0.0000	0.0000
Mobile	0.0000	0.0000	0.0000	0.0000	0.0000	0.0000	0.0000	0.0000	0.0000	0.0000		0.0000	0.0000	0.0000		0.0000
Total	**1.0000e-005**	**0.0000**	**1.0000e-004**	**0.0000**	**0.0000**	**0.0000**	**0.0000**	**0.0000**	**0.0000**	**0.0000**		**2.2000e-004**	**2.2000e-004**	**0.0000**	**0.0000**	**2.3000e-004**

	ROG	**NOx**	**CO**	**SO2**	**Fugitive PM10**	**Exhaust PM10**	**PM10 Total**	**Fugitive PM2.5**	**Exhaust PM2.5**	**PM2.5 Total**	**Bio- CO2**	**NBio-CO2**	**Total CO2**	**CH4**	**N20**	**CO2e**
Percent Reduction	**0.00**	**0.00**	**0.00**	**0.00**	**0.00**	**0.00**	**0.00**	**0.00**	**0.00**	**0.00**	**0.00**	**0.00**	**0.00**	**0.00**	**0.00**	**0.00**

3.0 Construction Detail

Construction Phase

Phase Number	Phase Name	Phase Type	Start Date	End Date	Num Days Week	Num Days	Phase Description
1	Site Prep Portal 1	Site Preparation	5/15/2026	6/1/2026	5	12	

2	Excavation Portal 1	Grading	6/2/2026	7/2/2026	5	23	
3	Tunnel Excavation	Grading	7/3/2026	2/8/2028	5	418	
4	Site Prep Portal 2	Site Preparation	2/9/2028	3/9/2028	5	22	
5	Excavation Portal 2	Grading	3/10/2028	4/10/2028	5	22	
6	Pipeline Connection	Site Preparation	4/11/2028	4/19/2028	5	7	
7	Site Restoration	Site Preparation	4/20/2028	4/28/2028	5	7	

Acres of Grading (Site Preparation Phase): 0

Acres of Grading (Grading Phase): 0

Acres of Paving: 0

Residential Indoor: 0; Residential Outdoor: 0; Non-Residential Indoor: 0; Non-Residential Outdoor: 0 (Architectural Coating – sqft)

OffRoad Equipment

Phase Name	Offroad Equipment Type	Amount	Usage Hours	Horse Power	Load Factor
Site Prep Portal 1	Concrete/Industrial Saws	0	8.00	81	0.73
Site Prep Portal 1	Excavators	0	8.00	162	0.38
Site Prep Portal 1	Rubber Tired Dozers	0	8.00	255	0.40
Site Prep Portal 1	Tractors/Loaders/Backhoes	1	8.00	97	0.37
Site Prep Portal 1	Trenchers	0	8.00	80	0.50
Excavation Portal 1	Cranes	0	4.00	226	0.29
Excavation Portal 1	Forklifts	0	6.00	89	0.20
Excavation Portal 1	Tractors/Loaders/Backhoes	1	8.00	97	0.37
Tunnel Excavation	Cement and Mortar Mixers	0	6.00	9	0.56
Tunnel Excavation	Pavers	0	8.00	125	0.42
Tunnel Excavation	Paving Equipment	0	8.00	130	0.36
Tunnel Excavation	Rollers	0	8.00	80	0.38
Tunnel Excavation	Tractors/Loaders/Backhoes	1	7.00	97	0.37
Excavation Portal 2	Cement and Mortar Mixers	0	6.00	9	0.56
Excavation Portal 2	Pavers	0	8.00	125	0.42
Excavation Portal 2	Paving Equipment	0	8.00	130	0.36

Excavation Portal 2	Rollers	0	8.00	80	0.38
Excavation Portal 2	Tractors/Loaders/Backhoes	1	8.00	97	0.37
Pipeline Connection	Cement and Mortar Mixers	0	6.00	9	0.56
Pipeline Connection	Pavers	0	8.00	125	0.42
Pipeline Connection	Paving Equipment	0	8.00	130	0.36
Pipeline Connection	Rollers	0	8.00	80	0.38
Pipeline Connection	Tractors/Loaders/Backhoes	0	7.00	97	0.37
Site Restoration	Cement and Mortar Mixers	0	6.00	9	0.56
Site Restoration	Pavers	0	8.00	125	0.42
Site Restoration	Paving Equipment	0	8.00	130	0.36
Site Restoration	Rollers	0	8.00	80	0.38
Site Restoration	Tractors/Loaders/Backhoes	1	8.00	97	0.37
Excavation Portal 1	Concrete/Industrial Saws	0	8.00	81	0.73
Tunnel Excavation	Concrete/Industrial Saws	0	8.00	81	0.73
Excavation Portal 2	Concrete/Industrial Saws	0	8.00	81	0.73
Site Prep Portal 1	Graders	1	8.00	174	0.41
Pipeline Connection	Graders	0	8.00	174	0.41
Site Restoration	Graders	0	8.00	174	0.41
Excavation Portal 1	Rubber Tired Dozers	1	1.00	255	0.40
Tunnel Excavation	Rubber Tired Dozers	1	1.00	255	0.40
Excavation Portal 2	Rubber Tired Dozers	1	1.00	255	0.40
Site Prep Portal 2	Graders	1	8.00	174	0.41
Site Prep Portal 2	Tractors/Loaders/Backhoes	1	8.00	97	0.37
Site Prep Portal 1	Scrapers	1	8.00	361	0.48
Excavation Portal 1	Excavators	1	8.00	162	0.38
Excavation Portal 1	Trenchers	1	8.00	80	0.50
Excavation Portal 1	Crushing/Proc. Equipment	1	8.00	85	0.78
Tunnel Excavation	Excavators	1	8.00	162	0.38
Tunnel Excavation	Trenchers	1	8.00	80	0.50
Tunnel Excavation	Crushing/Proc. Equipment	1	8.00	85	0.78

Site Prep Portal 2	Scrapers	1	8.00	361	0.48
Excavation Portal 2	Excavators	1	8.00	162	0.38
Excavation Portal 2	Trenchers	1	8.00	80	0.50
Excavation Portal 2	Crushing/Proc. Equipment	1	8.00	85	0.78
Pipeline Connection	Other General Industrial Equipment	4	8.00	87	0.34

Trips and VMT

Phase Name	Offroad Equipment Count	Worker Trip Number	Vendor Trip Number	Hauling Trip Number	Worker Trip Length	Vendor Trip Length	Hauling Trip Length	Worker Vehicle Class	Vendor Vehicle Class	Hauling Vehicle Class
Site Prep Portal 1	3	8.00	4.00	0.00	10.80	7.30	20.00	LD_Mix	HDT_Mix	HHDT
Excavation Portal 1	5	13.00	0.00	92.00	10.80	7.30	20.00	LD_Mix	HDT_Mix	HHDT
Tunnel Excavation	5	13.00	0.00	4,180.00	10.80	7.30	20.00	LD_Mix	HDT_Mix	HHDT
Excavation Portal 2	5	13.00	0.00	92.00	10.80	7.30	20.00	LD_Mix	HDT_Mix	HHDT
Pipeline Connection	4	10.00	0.00	0.00	10.80	7.30	20.00	LD_Mix	HDT_Mix	HHDT
Site Restoration	1	3.00	0.00	0.00	10.80	7.30	20.00	LD_Mix	HDT_Mix	HHDT
Site Prep Portal 2	3	8.00	0.00	0.00	10.80	7.30	20.00	LD_Mix	HDT_Mix	HHDT

3.1 Mitigation Measures Construction

Water Exposed Area

3.2 Site Prep Portal 1 - 2026

Unmitigated Construction On-Site

	ROG	NOx	CO	SO2	Fugitive PM10	Exhaust PM10	PM10 Total	Fugitive PM2.5	Exhaust PM2.5	PM2.5 Total	Bio- CO2	NBio- CO2	Total CO2	CH4	N2O	CO2e
Category	lb/day										lb/day					
Fugitive Dust					0.0000	0.0000	0.0000	0.0000	0.0000	0.0000			0.0000			0.0000
Off-Road	1.2099	11.1233	11.8489	0.0243		0.4934	0.4934		0.4539	0.4539		2,355.4911	2,355.4911	0.7618		2,371.4892

Total	**1.2099**	**11.1233**	**11.8489**	**0.0243**	**0.0000**	**0.4934**	**0.4934**	**0.0000**	**0.4539**	**0.4539**		**2,355.4911**	**2,355.4911**	**0.7618**		**2,371.4892**

Unmitigated Construction Off-Site

	ROG	NOx	CO	SO2	Fugitive PM10	Exhaust PM10	PM10 Total	Fugitive PM2.5	Exhaust PM2.5	PM2.5 Total	Bio- CO2	NBio- CO2	Total CO2	CH4	N2O	CO2e
Category	lb/day										lb/day					
Hauling	0.0000	0.0000	0.0000	0.0000	0.0000	0.0000	0.0000	0.0000	0.0000	0.0000		0.0000	0.0000	0.0000		0.0000
Vendor	0.0247	0.1433	0.2947	9.4000e-004	0.0266	3.3200e-003	0.0299	7.5700e-003	3.0500e-003	0.0106		88.1325	88.1325	6.1000e-004		88.1454
Worker	0.0157	0.0175	0.1913	8.3000e-004	0.0657	4.9000e-004	0.0662	0.0174	4.6000e-004	0.0179		54.6403	54.6403	2.1900e-003		54.6862
Total	**0.0404**	**0.1608**	**0.4860**	**1.7700e-003**	**0.0923**	**3.8100e-003**	**0.0961**	**0.0250**	**3.5100e-003**	**0.0285**		**142.7728**	**142.7728**	**2.8000e-003**		**142.8316**

Mitigated Construction On-Site

	ROG	NOx	CO	SO2	Fugitive PM10	Exhaust PM10	PM10 Total	Fugitive PM2.5	Exhaust PM2.5	PM2.5 Total	Bio- CO2	NBio- CO2	Total CO2	CH4	N2O	CO2e
Category	lb/day										lb/day					
Fugitive Dust					0.0000	0.0000	0.0000	0.0000	0.0000	0.0000			0.0000			0.0000
Off-Road	1.2099	11.1233	11.8489	0.0243		0.4934	0.4934		0.4539	0.4539	0.0000	2,355.4911	2,355.4911	0.7618		2,371.4892
Total	**1.2099**	**11.1233**	**11.8489**	**0.0243**	**0.0000**	**0.4934**	**0.4934**	**0.0000**	**0.4539**	**0.4539**	**0.0000**	**2,355.4911**	**2,355.4911**	**0.7618**		**2,371.4892**

Mitigated Construction Off-Site

	ROG	NOx	CO	SO2	Fugitive PM10	Exhaust PM10	PM10 Total	Fugitive PM2.5	Exhaust PM2.5	PM2.5 Total	Bio- CO2	NBio- CO2	Total CO2	CH4	N2O	CO2e
Category	lb/day										lb/day					
Hauling	0.0000	0.0000	0.0000	0.0000	0.0000	0.0000	0.0000	0.0000	0.0000	0.0000		0.0000	0.0000	0.0000		0.0000
Vendor	0.0247	0.1433	0.2947	9.4000e-004	0.0266	3.3200e-003	0.0299	7.5700e-003	3.0500e-003	0.0106		88.1325	88.1325	6.1000e-004		88.1454
Worker	0.0157	0.0175	0.1913	8.3000e-004	0.0657	4.9000e-004	0.0662	0.0174	4.6000e-004	0.0179		54.6403	54.6403	2.1900e-003		54.6862
Total	**0.0404**	**0.1608**	**0.4860**	**1.7700e-003**	**0.0923**	**3.8100e-003**	**0.0961**	**0.0250**	**3.5100e-003**	**0.0285**		**142.7728**	**142.7728**	**2.8000e-003**		**142.8316**

3.3 Excavation Portal 1 - 2026

Unmitigated Construction On-Site

	ROG	NOx	CO	SO2	Fugitive PM10	Exhaust PM10	PM10 Total	Fugitive PM2.5	Exhaust PM2.5	PM2.5 Total	Bio- CO2	NBio- CO2	Total CO2	CH4	N2O	CO2e
Category	lb/day										lb/day					
Fugitive Dust					0.7573	0.0000	0.7573	0.4145	0.0000	0.4145			0.0000			0.0000
Off-Road	1.1139	9.0142	13.2209	0.0201		0.4628	0.4628		0.4347	0.4347		1,927.3070	1,927.3070	0.4447		1,936.6448
Total	**1.1139**	**9.0142**	**13.2209**	**0.0201**	**0.7573**	**0.4628**	**1.2201**	**0.4145**	**0.4347**	**0.8492**		**1,927.3070**	**1,927.3070**	**0.4447**		**1,936.6448**

Unmitigated Construction Off-Site

	ROG	NOx	CO	SO2	Fugitive PM10	Exhaust PM10	PM10 Total	Fugitive PM2.5	Exhaust PM2.5	PM2.5 Total	Bio- CO2	NBio- CO2	Total CO2	CH4	N2O	CO2e
Category	lb/day										lb/day					

Hauling	0.0558	0.4069	0.6109	2.9600e-003	0.0697	0.0121	0.0819	0.0191	0.0112	0.0303		278.1269	278.1269	1.9300e-003		278.1674
Vendor	0.0000	0.0000	0.0000	0.0000	0.0000	0.0000	0.0000	0.0000	0.0000	0.0000		0.0000	0.0000	0.0000		0.0000
Worker	0.0255	0.0284	0.3109	1.3500e-003	0.1068	8.0000e-004	0.1076	0.0283	7.4000e-004	0.0291		88.7905	88.7905	3.5500e-003		88.8651
Total	**0.0813**	**0.4352**	**0.9217**	**4.3100e-003**	**0.1765**	**0.0129**	**0.1894**	**0.0474**	**0.0119**	**0.0593**		**366.9174**	**366.9174**	**5.4800e-003**		**367.0325**

Mitigated Construction On-Site

	ROG	NOx	CO	SO2	Fugitive PM10	Exhaust PM10	PM10 Total	Fugitive PM2.5	Exhaust PM2.5	PM2.5 Total	Bio- CO2	NBio- CO2	Total CO2	CH4	N2O	CO2e
Category	lb/day										lb/day					
Fugitive Dust					0.3408	0.0000	0.3408	0.1865	0.0000	0.1865			0.0000			0.0000
Off-Road	1.1139	9.0142	13.2209	0.0201		0.4628	0.4628		0.4347	0.4347	0.0000	1,927.3070	1,927.3070	0.4447		1,936.6448
Total	**1.1139**	**9.0142**	**13.2209**	**0.0201**	**0.3408**	**0.4628**	**0.8036**	**0.1865**	**0.4347**	**0.6212**	**0.0000**	**1,927.3070**	**1,927.3070**	**0.4447**		**1,936.6448**

Mitigated Construction Off-Site

	ROG	NOx	CO	SO2	Fugitive PM10	Exhaust PM10	PM10 Total	Fugitive PM2.5	Exhaust PM2.5	PM2.5 Total	Bio- CO2	NBio- CO2	Total CO2	CH4	N2O	CO2e
Category	lb/day										lb/day					
Hauling	0.0558	0.4069	0.6109	2.9600e-003	0.0697	0.0121	0.0819	0.0191	0.0112	0.0303		278.1269	278.1269	1.9300e-003		278.1674
Vendor	0.0000	0.0000	0.0000	0.0000	0.0000	0.0000	0.0000	0.0000	0.0000	0.0000		0.0000	0.0000	0.0000		0.0000
Worker	0.0255	0.0284	0.3109	1.3500e-003	0.1068	8.0000e-004	0.1076	0.0283	7.4000e-004	0.0291		88.7905	88.7905	3.5500e-003		88.8651
Total	**0.0813**	**0.4352**	**0.9217**	**4.3100e-003**	**0.1765**	**0.0129**	**0.1894**	**0.0474**	**0.0119**	**0.0593**		**366.9174**	**366.9174**	**5.4800e-003**		**367.0325**

3.4 Tunnel Excavation - 2026

Unmitigated Construction On-Site

	ROG	NOx	CO	SO2	Fugitive PM10	Exhaust PM10	PM10 Total	Fugitive PM2.5	Exhaust PM2.5	PM2.5 Total	Bio- CO2	NBio- CO2	Total CO2	CH4	N2O	CO2e
Category	lb/day										lb/day					
Fugitive Dust					0.7640	0.0000	0.7640	0.4155	0.0000	0.4155			0.0000			0.0000
Off-Road	1.0974	8.8473	12.9421	0.0197		0.4561	0.4561		0.4285	0.4285		1,889.5500	1,889.5500	0.4325		1,898.6314
Total	**1.0974**	**8.8473**	**12.9421**	**0.0197**	**0.7640**	**0.4561**	**1.2201**	**0.4155**	**0.4285**	**0.8440**		**1,889.5500**	**1,889.5500**	**0.4325**		**1,898.6314**

Unmitigated Construction Off-Site

	ROG	NOx	CO	SO2	Fugitive PM10	Exhaust PM10	PM10 Total	Fugitive PM2.5	Exhaust PM2.5	PM2.5 Total	Bio- CO2	NBio- CO2	Total CO2	CH4	N2O	CO2e
Category	lb/day										lb/day					
Hauling	0.1394	1.0172	1.5271	7.3900e-003	0.4672	0.0303	0.4975	0.1196	0.0279	0.1475		695.3173	695.3173	4.8200e-003		695.4186
Vendor	0.0000	0.0000	0.0000	0.0000	0.0000	0.0000	0.0000	0.0000	0.0000	0.0000		0.0000	0.0000	0.0000		0.0000
Worker	0.0255	0.0284	0.3109	1.3500e-003	0.1068	8.0000e-004	0.1076	0.0283	7.4000e-004	0.0291		88.7905	88.7905	3.5500e-003		88.8651
Total	**0.1650**	**1.0455**	**1.8380**	**8.7400e-003**	**0.5740**	**0.0311**	**0.6051**	**0.1480**	**0.0286**	**0.1766**		**784.1077**	**784.1077**	**8.3700e-003**		**784.2837**

Mitigated Construction On-Site

	ROG	NOx	CO	SO2	Fugitive PM10	Exhaust PM10	PM10 Total	Fugitive PM2.5	Exhaust PM2.5	PM2.5 Total	Bio- CO2	NBio- CO2	Total CO2	CH4	N2O	CO2e
Category	lb/day										lb/day					
Fugitive Dust					0.3438	0.0000	0.3438	0.1870	0.0000	0.1870			0.0000			0.0000
Off-Road	1.0974	8.8473	12.9421	0.0197		0.4561	0.4561		0.4285	0.4285	0.0000	1,889.5500	1,889.5500	0.4325		1,898.6313
Total	**1.0974**	**8.8473**	**12.9421**	**0.0197**	**0.3438**	**0.4561**	**0.7999**	**0.1870**	**0.4285**	**0.6154**	**0.0000**	**1,889.5500**	**1,889.5500**	**0.4325**		**1,898.6313**

Mitigated Construction Off-Site

	ROG	NOx	CO	SO2	Fugitive PM10	Exhaust PM10	PM10 Total	Fugitive PM2.5	Exhaust PM2.5	PM2.5 Total	Bio- CO2	NBio- CO2	Total CO2	CH4	N2O	CO2e
Category	lb/day										lb/day					
Hauling	0.1394	1.0172	1.5271	7.3900e-003	0.4672	0.0303	0.4975	0.1196	0.0279	0.1475		695.3173	695.3173	4.8200e-003		695.4186
Vendor	0.0000	0.0000	0.0000	0.0000	0.0000	0.0000	0.0000	0.0000	0.0000	0.0000		0.0000	0.0000	0.0000		0.0000
Worker	0.0255	0.0284	0.3109	1.3500e-003	0.1068	8.0000e-004	0.1076	0.0283	7.4000e-004	0.0291		88.7905	88.7905	3.5500e-003		88.8651
Total	**0.1650**	**1.0455**	**1.8380**	**8.7400e-003**	**0.5740**	**0.0311**	**0.6051**	**0.1480**	**0.0286**	**0.1766**		**784.1077**	**784.1077**	**8.3700e-003**		**784.2837**

3.4 Tunnel Excavation - 2027

Unmitigated Construction On-Site

	ROG	NOx	CO	SO2	Fugitive PM10	Exhaust PM10	PM10 Total	Fugitive PM2.5	Exhaust PM2.5	PM2.5 Total	Bio- CO2	NBio- CO2	Total CO2	CH4	N2O	CO2e
Category	lb/day										lb/day					
Fugitive Dust					0.7640	0.0000	0.7640	0.4155	0.0000	0.4155			0.0000			0.0000

Off-Road	1.0974	8.8473	12.9421	0.0197		0.4561	0.4561		0.4285	0.4285		1,889.5500	1,889.5500	0.4325		1,898.6314
Total	**1.0974**	**8.8473**	**12.9421**	**0.0197**	**0.7640**	**0.4561**	**1.2201**	**0.4155**	**0.4285**	**0.8440**		**1,889.5500**	**1,889.5500**	**0.4325**		**1,898.6314**

Unmitigated Construction Off-Site

	ROG	NOx	CO	SO2	Fugitive PM10	Exhaust PM10	PM10 Total	Fugitive PM2.5	Exhaust PM2.5	PM2.5 Total	Bio- CO2	NBio- CO2	Total CO2	CH4	N2O	CO2e
Category	lb/day										lb/day					
Hauling	0.1377	1.0074	1.5014	7.3900e-003	0.2538	0.0303	0.2842	0.0673	0.0279	0.0952		695.3552	695.3552	4.8300e-003		695.4566
Vendor	0.0000	0.0000	0.0000	0.0000	0.0000	0.0000	0.0000	0.0000	0.0000	0.0000		0.0000	0.0000	0.0000		0.0000
Worker	0.0247	0.0275	0.3017	1.3500e-003	0.1068	8.1000e-004	0.1076	0.0283	7.5000e-004	0.0291		87.9837	87.9837	3.4800e-003		88.0568
Total	**0.1624**	**1.0349**	**1.8031**	**8.7400e-003**	**0.3606**	**0.0311**	**0.3918**	**0.0956**	**0.0287**	**0.1242**		**783.3389**	**783.3389**	**8.3100e-003**		**783.5134**

Mitigated Construction On-Site

	ROG	NOx	CO	SO2	Fugitive PM10	Exhaust PM10	PM10 Total	Fugitive PM2.5	Exhaust PM2.5	PM2.5 Total	Bio- CO2	NBio- CO2	Total CO2	CH4	N2O	CO2e
Category	lb/day										lb/day					
Fugitive Dust					0.3438	0.0000	0.3438	0.1870	0.0000	0.1870			0.0000			0.0000
Off-Road	1.0974	8.8473	12.9421	0.0197		0.4561	0.4561		0.4285	0.4285	0.0000	1,889.5500	1,889.5500	0.4325		1,898.6313
Total	**1.0974**	**8.8473**	**12.9421**	**0.0197**	**0.3438**	**0.4561**	**0.7999**	**0.1870**	**0.4285**	**0.6154**	**0.0000**	**1,889.5500**	**1,889.5500**	**0.4325**		**1,898.6313**

Mitigated Construction Off-Site

	ROG	NOx	CO	SO2	Fugitive PM10	Exhaust PM10	PM10 Total	Fugitive PM2.5	Exhaust PM2.5	PM2.5 Total	Bio- CO2	NBio- CO2	Total CO2	CH4	N2O	CO2e
Category	lb/day										lb/day					
Hauling	0.1377	1.0074	1.5014	7.3900e-003	0.2538	0.0303	0.2842	0.0673	0.0279	0.0952		695.3552	695.3552	4.8300e-003		695.4566
Vendor	0.0000	0.0000	0.0000	0.0000	0.0000	0.0000	0.0000	0.0000	0.0000	0.0000		0.0000	0.0000	0.0000		0.0000
Worker	0.0247	0.0275	0.3017	1.3500e-003	0.1068	8.1000e-004	0.1076	0.0283	7.5000e-004	0.0291		87.9837	87.9837	3.4800e-003		88.0568
Total	**0.1624**	**1.0349**	**1.8031**	**8.7400e-003**	**0.3606**	**0.0311**	**0.3918**	**0.0956**	**0.0287**	**0.1242**		**783.3389**	**783.3389**	**8.3100e-003**		**783.5134**

3.4 Tunnel Excavation - 2028

Unmitigated Construction On-Site

	ROG	NOx	CO	SO2	Fugitive PM10	Exhaust PM10	PM10 Total	Fugitive PM2.5	Exhaust PM2.5	PM2.5 Total	Bio- CO2	NBio- CO2	Total CO2	CH4	N2O	CO2e
Category	lb/day										lb/day					
Fugitive Dust					0.7640	0.0000	0.7640	0.4155	0.0000	0.4155			0.0000			0.0000
Off-Road	1.0974	8.8473	12.9421	0.0197		0.4561	0.4561		0.4285	0.4285		1,889.5500	1,889.5500	0.4325		1,898.6314
Total	**1.0974**	**8.8473**	**12.9421**	**0.0197**	**0.7640**	**0.4561**	**1.2201**	**0.4155**	**0.4285**	**0.8440**		**1,889.5500**	**1,889.5500**	**0.4325**		**1,898.6314**

Unmitigated Construction Off-Site

	ROG	NOx	CO	SO2	Fugitive PM10	Exhaust PM10	PM10 Total	Fugitive PM2.5	Exhaust PM2.5	PM2.5 Total	Bio- CO2	NBio- CO2	Total CO2	CH4	N2O	CO2e
Category	lb/day										lb/day					

Hauling	0.1370	0.9977	1.4978	7.3900e-003	2.0889	0.0302	2.1192	0.5177	0.0278	0.5455		695.4259	695.4259	4.8200e-003		695.5271
Vendor	0.0000	0.0000	0.0000	0.0000	0.0000	0.0000	0.0000	0.0000	0.0000	0.0000		0.0000	0.0000	0.0000		0.0000
Worker	0.0240	0.0267	0.2934	1.3500e-003	0.1068	8.2000e-004	0.1076	0.0283	7.6000e-004	0.0291		87.2971	87.2971	3.4100e-003		87.3687
Total	**0.1610**	**1.0244**	**1.7912**	**8.7400e-003**	**2.1957**	**0.0311**	**2.2268**	**0.5460**	**0.0286**	**0.5746**		**782.7229**	**782.7229**	**8.2300e-003**		**782.8958**

Mitigated Construction On-Site

	ROG	NOx	CO	SO2	Fugitive PM10	Exhaust PM10	PM10 Total	Fugitive PM2.5	Exhaust PM2.5	PM2.5 Total	Bio- CO2	NBio- CO2	Total CO2	CH4	N2O	CO2e
Category	lb/day										lb/day					
Fugitive Dust					0.3438	0.0000	0.3438	0.1870	0.0000	0.1870			0.0000			0.0000
Off-Road	1.0974	8.8473	12.9421	0.0197		0.4561	0.4561		0.4285	0.4285	0.0000	1,889.5500	1,889.5500	0.4325		1,898.6313
Total	**1.0974**	**8.8473**	**12.9421**	**0.0197**	**0.3438**	**0.4561**	**0.7999**	**0.1870**	**0.4285**	**0.6154**	**0.0000**	**1,889.5500**	**1,889.5500**	**0.4325**		**1,898.6313**

Mitigated Construction Off-Site

	ROG	NOx	CO	SO2	Fugitive PM10	Exhaust PM10	PM10 Total	Fugitive PM2.5	Exhaust PM2.5	PM2.5 Total	Bio- CO2	NBio- CO2	Total CO2	CH4	N2O	CO2e
Category	lb/day										lb/day					
Hauling	0.1370	0.9977	1.4978	7.3900e-003	2.0889	0.0302	2.1192	0.5177	0.0278	0.5455		695.4259	695.4259	4.8200e-003		695.5271
Vendor	0.0000	0.0000	0.0000	0.0000	0.0000	0.0000	0.0000	0.0000	0.0000	0.0000		0.0000	0.0000	0.0000		0.0000
Worker	0.0240	0.0267	0.2934	1.3500e-003	0.1068	8.2000e-004	0.1076	0.0283	7.6000e-004	0.0291		87.2971	87.2971	3.4100e-003		87.3687
Total	**0.1610**	**1.0244**	**1.7912**	**8.7400e-003**	**2.1957**	**0.0311**	**2.2268**	**0.5460**	**0.0286**	**0.5746**		**782.7229**	**782.7229**	**8.2300e-003**		**782.8958**

3.5 Site Prep Portal 2 - 2028

Unmitigated Construction On-Site

	ROG	NOx	CO	SO2	Fugitive PM10	Exhaust PM10	PM10 Total	Fugitive PM2.5	Exhaust PM2.5	PM2.5 Total	Bio- CO2	NBio- CO2	Total CO2	CH4	N2O	CO2e
Category	lb/day										lb/day					
Fugitive Dust					0.0000	0.0000	0.0000	0.0000	0.0000	0.0000			0.0000			0.0000
Off-Road	1.2099	11.1233	11.8489	0.0243		0.4934	0.4934		0.4539	0.4539		2,355.4911	2,355.4911	0.7618		2,371.4892
Total	**1.2099**	**11.1233**	**11.8489**	**0.0243**	**0.0000**	**0.4934**	**0.4934**	**0.0000**	**0.4539**	**0.4539**		**2,355.4911**	**2,355.4911**	**0.7618**		**2,371.4892**

Unmitigated Construction Off-Site

	ROG	NOx	CO	SO2	Fugitive PM10	Exhaust PM10	PM10 Total	Fugitive PM2.5	Exhaust PM2.5	PM2.5 Total	Bio- CO2	NBio- CO2	Total CO2	CH4	N2O	CO2e
Category	lb/day										lb/day					
Hauling	0.0000	0.0000	0.0000	0.0000	0.0000	0.0000	0.0000	0.0000	0.0000	0.0000		0.0000	0.0000	0.0000		0.0000
Vendor	0.0000	0.0000	0.0000	0.0000	0.0000	0.0000	0.0000	0.0000	0.0000	0.0000		0.0000	0.0000	0.0000		0.0000
Worker	0.0147	0.0164	0.1806	8.3000e-004	0.0657	5.0000e-004	0.0662	0.0174	4.7000e-004	0.0179		53.7213	53.7213	2.1000e-003		53.7654
Total	**0.0147**	**0.0164**	**0.1806**	**8.3000e-004**	**0.0657**	**5.0000e-004**	**0.0662**	**0.0174**	**4.7000e-004**	**0.0179**		**53.7213**	**53.7213**	**2.1000e-003**		**53.7654**

Mitigated Construction On-Site

	ROG	NOx	CO	SO2	Fugitive PM10	Exhaust PM10	PM10 Total	Fugitive PM2.5	Exhaust PM2.5	PM2.5 Total	Bio- CO2	NBio- CO2	Total CO2	CH4	N2O	CO2e
Category	lb/day										lb/day					
Fugitive Dust					0.0000	0.0000	0.0000	0.0000	0.0000	0.0000			0.0000			0.0000
Off-Road	1.2099	11.1233	11.8489	0.0243		0.4934	0.4934		0.4539	0.4539	0.0000	2,355.4911	2,355.4911	0.7618		2,371.4892
Total	**1.2099**	**11.1233**	**11.8489**	**0.0243**	**0.0000**	**0.4934**	**0.4934**	**0.0000**	**0.4539**	**0.4539**	**0.0000**	**2,355.4911**	**2,355.4911**	**0.7618**		**2,371.4892**

Mitigated Construction Off-Site

	ROG	NOx	CO	SO2	Fugitive PM10	Exhaust PM10	PM10 Total	Fugitive PM2.5	Exhaust PM2.5	PM2.5 Total	Bio- CO2	NBio- CO2	Total CO2	CH4	N2O	CO2e
Category	lb/day										lb/day					
Hauling	0.0000	0.0000	0.0000	0.0000	0.0000	0.0000	0.0000	0.0000	0.0000	0.0000		0.0000	0.0000	0.0000		0.0000
Vendor	0.0000	0.0000	0.0000	0.0000	0.0000	0.0000	0.0000	0.0000	0.0000	0.0000		0.0000	0.0000	0.0000		0.0000
Worker	0.0147	0.0164	0.1806	8.3000e-004	0.0657	5.0000e-004	0.0662	0.0174	4.7000e-004	0.0179		53.7213	53.7213	2.1000e-003		53.7654
Total	**0.0147**	**0.0164**	**0.1806**	**8.3000e-004**	**0.0657**	**5.0000e-004**	**0.0662**	**0.0174**	**4.7000e-004**	**0.0179**		**53.7213**	**53.7213**	**2.1000e-003**		**53.7654**

3.6 Excavation Portal 2 - 2028

Unmitigated Construction On-Site

	ROG	NOx	CO	SO2	Fugitive PM10	Exhaust PM10	PM10 Total	Fugitive PM2.5	Exhaust PM2.5	PM2.5 Total	Bio- CO2	NBio- CO2	Total CO2	CH4	N2O	CO2e
Category	lb/day										lb/day					
Fugitive Dust					0.7575	0.0000	0.7575	0.4145	0.0000	0.4145			0.0000			0.0000

Off-Road	1.1139	9.0142	13.2209	0.0201		0.4628	0.4628		0.4347	0.4347		1,927.3070	1,927.3070	0.4447		1,936.6448
Total	**1.1139**	**9.0142**	**13.2209**	**0.0201**	**0.7575**	**0.4628**	**1.2203**	**0.4145**	**0.4347**	**0.8492**		**1,927.3070**	**1,927.3070**	**0.4447**		**1,936.6448**

Unmitigated Construction Off-Site

	ROG	NOx	CO	SO2	Fugitive PM10	Exhaust PM10	PM10 Total	Fugitive PM2.5	Exhaust PM2.5	PM2.5 Total	Bio- CO2	NBio- CO2	Total CO2	CH4	N2O	CO2e
Category	lb/day										lb/day					
Hauling	0.0573	0.4172	0.6263	3.0900e-003	0.0729	0.0126	0.0855	0.0200	0.0116	0.0316		290.8145	290.8145	2.0200e-003		290.8568
Vendor	0.0000	0.0000	0.0000	0.0000	0.0000	0.0000	0.0000	0.0000	0.0000	0.0000		0.0000	0.0000	0.0000		0.0000
Worker	0.0240	0.0267	0.2934	1.3500e-003	0.1068	8.2000e-004	0.1076	0.0283	7.6000e-004	0.0291		87.2971	87.2971	3.4100e-003		87.3687
Total	**0.0813**	**0.4439**	**0.9198**	**4.4400e-003**	**0.1797**	**0.0135**	**0.1932**	**0.0483**	**0.0124**	**0.0607**		**378.1115**	**378.1115**	**5.4300e-003**		**378.2255**

Mitigated Construction On-Site

	ROG	NOx	CO	SO2	Fugitive PM10	Exhaust PM10	PM10 Total	Fugitive PM2.5	Exhaust PM2.5	PM2.5 Total	Bio- CO2	NBio- CO2	Total CO2	CH4	N2O	CO2e
Category	lb/day										lb/day					
Fugitive Dust					0.3409	0.0000	0.3409	0.1865	0.0000	0.1865			0.0000			0.0000
Off-Road	1.1139	9.0142	13.2209	0.0201		0.4628	0.4628		0.4347	0.4347	0.0000	1,927.3070	1,927.3070	0.4447		1,936.6448
Total	**1.1139**	**9.0142**	**13.2209**	**0.0201**	**0.3409**	**0.4628**	**0.8037**	**0.1865**	**0.4347**	**0.6212**	**0.0000**	**1,927.3070**	**1,927.3070**	**0.4447**		**1,936.6448**

Mitigated Construction Off-Site

	ROG	NOx	CO	SO2	Fugitive PM10	Exhaust PM10	PM10 Total	Fugitive PM2.5	Exhaust PM2.5	PM2.5 Total	Bio- CO2	NBio- CO2	Total CO2	CH4	N2O	CO2e
Category	lb/day										lb/day					
Hauling	0.0573	0.4172	0.6263	3.0900e-003	0.0729	0.0126	0.0855	0.0200	0.0116	0.0316		290.8145	290.8145	2.0200e-003		290.8568
Vendor	0.0000	0.0000	0.0000	0.0000	0.0000	0.0000	0.0000	0.0000	0.0000	0.0000		0.0000	0.0000	0.0000		0.0000
Worker	0.0240	0.0267	0.2934	1.3500e-003	0.1068	8.2000e-004	0.1076	0.0283	7.6000e-004	0.0291		87.2971	87.2971	3.4100e-003		87.3687
Total	**0.0813**	**0.4439**	**0.9198**	**4.4400e-003**	**0.1797**	**0.0135**	**0.1932**	**0.0483**	**0.0124**	**0.0607**		**378.1115**	**378.1115**	**5.4300e-003**		**378.2255**

3.7 Pipeline Connection - 2028

Unmitigated Construction On-Site

	ROG	NOx	CO	SO2	Fugitive PM10	Exhaust PM10	PM10 Total	Fugitive PM2.5	Exhaust PM2.5	PM2.5 Total	Bio- CO2	NBio- CO2	Total CO2	CH4	N2O	CO2e
Category	lb/day										lb/day					
Fugitive Dust					0.0000	0.0000	0.0000	0.0000	0.0000	0.0000			0.0000			0.0000
Off-Road	0.5400	5.1150	7.5753	0.0102		0.2476	0.2476		0.2278	0.2278		985.7031	985.7031	0.3188		992.3978
Total	**0.5400**	**5.1150**	**7.5753**	**0.0102**	**0.0000**	**0.2476**	**0.2476**	**0.0000**	**0.2278**	**0.2278**		**985.7031**	**985.7031**	**0.3188**		**992.3978**

Unmitigated Construction Off-Site

	ROG	NOx	CO	SO2	Fugitive PM10	Exhaust PM10	PM10 Total	Fugitive PM2.5	Exhaust PM2.5	PM2.5 Total	Bio- CO2	NBio- CO2	Total CO2	CH4	N2O	CO2e
Category	lb/day										lb/day					

Hauling	0.0000	0.0000	0.0000	0.0000	0.0000	0.0000	0.0000	0.0000	0.0000	0.0000		0.0000	0.0000	0.0000		0.0000
Vendor	0.0000	0.0000	0.0000	0.0000	0.0000	0.0000	0.0000	0.0000	0.0000	0.0000		0.0000	0.0000	0.0000		0.0000
Worker	0.0184	0.0205	0.2257	1.0400e-003	0.0822	6.3000e-004	0.0828	0.0218	5.8000e-004	0.0224		67.1516	67.1516	2.6200e-003		67.2067
Total	**0.0184**	**0.0205**	**0.2257**	**1.0400e-003**	**0.0822**	**6.3000e-004**	**0.0828**	**0.0218**	**5.8000e-004**	**0.0224**		**67.1516**	**67.1516**	**2.6200e-003**		**67.2067**

Mitigated Construction On-Site

	ROG	NOx	CO	SO2	Fugitive PM10	Exhaust PM10	PM10 Total	Fugitive PM2.5	Exhaust PM2.5	PM2.5 Total	Bio- CO2	NBio- CO2	Total CO2	CH4	N2O	CO2e
Category	lb/day										lb/day					
Fugitive Dust					0.0000	0.0000	0.0000	0.0000	0.0000	0.0000			0.0000			0.0000
Off-Road	0.5400	5.1150	7.5753	0.0102		0.2476	0.2476		0.2278	0.2278	0.0000	985.7031	985.7031	0.3188		992.3978
Total	**0.5400**	**5.1150**	**7.5753**	**0.0102**	**0.0000**	**0.2476**	**0.2476**	**0.0000**	**0.2278**	**0.2278**	**0.0000**	**985.7031**	**985.7031**	**0.3188**		**992.3978**

Mitigated Construction Off-Site

	ROG	NOx	CO	SO2	Fugitive PM10	Exhaust PM10	PM10 Total	Fugitive PM2.5	Exhaust PM2.5	PM2.5 Total	Bio- CO2	NBio- CO2	Total CO2	CH4	N2O	CO2e
Category	lb/day										lb/day					
Hauling	0.0000	0.0000	0.0000	0.0000	0.0000	0.0000	0.0000	0.0000	0.0000	0.0000		0.0000	0.0000	0.0000		0.0000
Vendor	0.0000	0.0000	0.0000	0.0000	0.0000	0.0000	0.0000	0.0000	0.0000	0.0000		0.0000	0.0000	0.0000		0.0000
Worker	0.0184	0.0205	0.2257	1.0400e-003	0.0822	6.3000e-004	0.0828	0.0218	5.8000e-004	0.0224		67.1516	67.1516	2.6200e-003		67.2067
Total	**0.0184**	**0.0205**	**0.2257**	**1.0400e-003**	**0.0822**	**6.3000e-004**	**0.0828**	**0.0218**	**5.8000e-004**	**0.0224**		**67.1516**	**67.1516**	**2.6200e-003**		**67.2067**

3.8 Site Restoration - 2028

Unmitigated Construction On-Site

	ROG	NOx	CO	SO2	Fugitive PM10	Exhaust PM10	PM10 Total	Fugitive PM2.5	Exhaust PM2.5	PM2.5 Total	Bio- CO2	NBio- CO2	Total CO2	CH4	N2O	CO2e
Category	lb/day										lb/day					
Fugitive Dust					0.0000	0.0000	0.0000	0.0000	0.0000	0.0000			0.0000			0.0000
Off-Road	0.1321	1.3351	2.2297	3.1200e-003		0.0541	0.0541		0.0498	0.0498		302.0559	302.0559	0.0977		304.1074
Total	**0.1321**	**1.3351**	**2.2297**	**3.1200e-003**	**0.0000**	**0.0541**	**0.0541**	**0.0000**	**0.0498**	**0.0498**		**302.0559**	**302.0559**	**0.0977**		**304.1074**

Unmitigated Construction Off-Site

	ROG	NOx	CO	SO2	Fugitive PM10	Exhaust PM10	PM10 Total	Fugitive PM2.5	Exhaust PM2.5	PM2.5 Total	Bio- CO2	NBio- CO2	Total CO2	CH4	N2O	CO2e
Category	lb/day										lb/day					
Hauling	0.0000	0.0000	0.0000	0.0000	0.0000	0.0000	0.0000	0.0000	0.0000	0.0000		0.0000	0.0000	0.0000		0.0000
Vendor	0.0000	0.0000	0.0000	0.0000	0.0000	0.0000	0.0000	0.0000	0.0000	0.0000		0.0000	0.0000	0.0000		0.0000
Worker	5.5300e-003	6.1600e-003	0.0677	3.1000e-004	0.0246	1.9000e-004	0.0248	6.5400e-003	1.7000e-004	6.7100e-003		20.1455	20.1455	7.9000e-004		20.1620
Total	**5.5300e-003**	**6.1600e-003**	**0.0677**	**3.1000e-004**	**0.0246**	**1.9000e-004**	**0.0248**	**6.5400e-003**	**1.7000e-004**	**6.7100e-003**		**20.1455**	**20.1455**	**7.9000e-004**		**20.1620**

Mitigated Construction On-Site

	ROG	NOx	CO	SO2	Fugitive PM10	Exhaust PM10	PM10 Total	Fugitive PM2.5	Exhaust PM2.5	PM2.5 Total	Bio- CO2	NBio- CO2	Total CO2	CH4	N2O	CO2e
Category	lb/day										lb/day					
Fugitive Dust					0.0000	0.0000	0.0000	0.0000	0.0000	0.0000			0.0000			0.0000
Off-Road	0.1321	1.3351	2.2297	3.1200e-003		0.0541	0.0541		0.0498	0.0498	0.0000	302.0559	302.0559	0.0977		304.1074
Total	**0.1321**	**1.3351**	**2.2297**	**3.1200e-003**	**0.0000**	**0.0541**	**0.0541**	**0.0000**	**0.0498**	**0.0498**	**0.0000**	**302.0559**	**302.0559**	**0.0977**		**304.1074**

Mitigated Construction Off-Site

	ROG	NOx	CO	SO2	Fugitive PM10	Exhaust PM10	PM10 Total	Fugitive PM2.5	Exhaust PM2.5	PM2.5 Total	Bio- CO2	NBio- CO2	Total CO2	CH4	N2O	CO2e
Category	lb/day										lb/day					
Hauling	0.0000	0.0000	0.0000	0.0000	0.0000	0.0000	0.0000	0.0000	0.0000	0.0000		0.0000	0.0000	0.0000		0.0000
Vendor	0.0000	0.0000	0.0000	0.0000	0.0000	0.0000	0.0000	0.0000	0.0000	0.0000		0.0000	0.0000	0.0000		0.0000
Worker	5.5300e-003	6.1600e-003	0.0677	3.1000e-004	0.0246	1.9000e-004	0.0248	6.5400e-003	1.7000e-004	6.7100e-003		20.1455	20.1455	7.9000e-004		20.1620
Total	**5.5300e-003**	**6.1600e-003**	**0.0677**	**3.1000e-004**	**0.0246**	**1.9000e-004**	**0.0248**	**6.5400e-003**	**1.7000e-004**	**6.7100e-003**		**20.1455**	**20.1455**	**7.9000e-004**		**20.1620**

4.0 Operational Detail - Mobile

4.1 Mitigation Measures Mobile

	ROG	NOx	CO	SO2	Fugitive PM10	Exhaust PM10	PM10 Total	Fugitive PM2.5	Exhaust PM2.5	PM2.5 Total	Bio- CO2	NBio- CO2	Total CO2	CH4	N2O	CO2e

Category	lb/day										lb/day					
Mitigated	0.0000	0.0000	0.0000	0.0000	0.0000	0.0000	0.0000	0.0000	0.0000	0.0000		0.0000	0.0000	0.0000		0.0000
Unmitigated	0.0000	0.0000	0.0000	0.0000	0.0000	0.0000	0.0000	0.0000	0.0000	0.0000		0.0000	0.0000	0.0000		0.0000

4.2 Trip Summary Information

	Average Daily Trip Rate			Unmitigated	Mitigated
Land Use	Weekday	Saturday	Sunday	Annual VMT	Annual VMT
User Defined Industrial	0.00	0.00	0.00		
Total	0.00	0.00	0.00		

4.3 Trip Type Information

	Miles			Trip %			Trip Purpose %		
Land Use	H-W or C-W	H-S or C-C	H-O or C-NW	H-W or C-[illegible]	H-S or C-C	H-O or C-NW	Primary	Diverted	Pass-by
User Defined Industrial	9.50	7.30	7.30	0.00	0.00	0.00	0	0	0

LDA	LDT1	LDT2	MDV	LHD1	LHD2	MHD	HHD	OBUS	UBUS	MCY	SBUS	MH
0.511923	0.073395	0.191568	0.130918	0.036235	0.005199	0.012665	0.023708	0.001889	0.002027	0.006511	0.000534	0.003431

5.0 Energy Detail

4.4 Fleet Mix

Historical Energy Use: N

5.1 Mitigation Measures Energy

	ROG	NOx	CO	SO2	Fugitive PM10	Exhaust PM10	PM10 Total	Fugitive PM2.5	Exhaust PM2.5	PM2.5 Total	Bio- CO2	NBio- CO2	Total CO2	CH4	N2O	CO2e
Category	lb/day										lb/day					

NaturalGas Mitigated	0.0000	0.0000	0.0000	0.0000		0.0000	0.0000		0.0000	0.0000		0.0000	0.0000	0.0000	0.0000	0.0000
NaturalGas Unmitigated	0.0000	0.0000	0.0000	0.0000		0.0000	0.0000		0.0000	0.0000		0.0000	0.0000	0.0000	0.0000	0.0000

5.2 Energy by Land Use - NaturalGas

Unmitigated

	NaturalGas Use	ROG	NOx	CO	SO2	Fugitive PM10	Exhaust PM10	PM10 Total	Fugitive PM2.5	Exhaust PM2.5	PM2.5 Total	Bio- CO2	NBio- CO2	Total CO2	CH4	N2O	CO2e
Land Use	kBTU/yr	lb/day										lb/day					
User Defined Industrial	0	0.0000	0.0000	0.0000	0.0000		0.0000	0.0000		0.0000	0.0000		0.0000	0.0000	0.0000	0.0000	0.0000
Total		**0.0000**	**0.0000**	**0.0000**	**0.0000**		**0.0000**	**0.0000**		**0.0000**	**0.0000**		**0.0000**	**0.0000**	**0.0000**	**0.0000**	**0.0000**

Mitigated

	NaturalGas Use	ROG	NOx	CO	SO2	Fugitive PM10	Exhaust PM10	PM10 Total	Fugitive PM2.5	Exhaust PM2.5	PM2.5 Total	Bio- CO2	NBio- CO2	Total CO2	CH4	N2O	CO2e
Land Use	kBTU/yr	lb/day										lb/day					
User Defined Industrial	0	0.0000	0.0000	0.0000	0.0000		0.0000	0.0000		0.0000	0.0000		0.0000	0.0000	0.0000	0.0000	0.0000
Total		**0.0000**	**0.0000**	**0.0000**	**0.0000**		**0.0000**	**0.0000**		**0.0000**	**0.0000**		**0.0000**	**0.0000**	**0.0000**	**0.0000**	**0.0000**

6.0 Area Detail

6.1 Mitigation Measures Area

	ROG	NOx	CO	SO2	Fugitive PM10	Exhaust PM10	PM10 Total	Fugitive PM2.5	Exhaust PM2.5	PM2.5 Total	Bio- CO2	NBio- CO2	Total CO2	CH4	N2O	CO2e
Category	lb/day										lb/day					
Mitigated	1.0000e-005	0.0000	1.0000e-004	0.0000		0.0000	0.0000		0.0000	0.0000		2.2000e-004	2.2000e-004	0.0000		2.3000e-004
Unmitigated	1.0000e-005	0.0000	1.0000e-004	0.0000		0.0000	0.0000		0.0000	0.0000		2.2000e-004	2.2000e-004	0.0000		2.3000e-004

6.2 Area by SubCategory

Unmitigated

	ROG	NOx	CO	SO2	Fugitive PM10	Exhaust PM10	PM10 Total	Fugitive PM2.5	Exhaust PM2.5	PM2.5 Total	Bio- CO2	NBio- CO2	Total CO2	CH4	N2O	CO2e
SubCategory	lb/day										lb/day					
Architectural Coating	0.0000					0.0000	0.0000		0.0000	0.0000			0.0000			0.0000
Consumer Products	0.0000					0.0000	0.0000		0.0000	0.0000			0.0000			0.0000
Landscaping	1.0000e-005	0.0000	1.0000e-004	0.0000		0.0000	0.0000		0.0000	0.0000		2.2000e-004	2.2000e-004	0.0000		2.3000e-004
Total	**1.0000e-005**	**0.0000**	**1.0000e-004**	**0.0000**		**0.0000**	**0.0000**		**0.0000**	**0.0000**		**2.2000e-004**	**2.2000e-004**	**0.0000**		**2.3000e-004**

Mitigated

	ROG	NOx	CO	SO2	Fugitive PM10	Exhaust PM10	PM10 Total	Fugitive PM2.5	Exhaust PM2.5	PM2.5 Total	Bio- CO2	NBio- CO2	Total CO2	CH4	N2O	CO2e

SubCategory	lb/day										lb/day					
Consumer Products	0.0000					0.0000	0.0000		0.0000	0.0000			0.0000			0.0000
Landscaping	1.0000e-005	0.0000	1.0000e-004	0.0000		0.0000	0.0000		0.0000	0.0000		2.2000e-004	2.2000e-004	0.0000		2.3000e-004
Architectural Coating	0.0000					0.0000	0.0000		0.0000	0.0000			0.0000			0.0000
Total	**1.0000e-005**	**0.0000**	**1.0000e-004**	**0.0000**		**0.0000**	**0.0000**		**0.0000**	**0.0000**		**2.2000e-004**	**2.2000e-004**	**0.0000**		**2.3000e-004**

7.0 Water Detail

7.1 Mitigation Measures Water

8.0 Waste Detail

8.1 Mitigation Measures Waste

9.0 Operational Offroad

Equipment Type	Number	Hours/Day	Days/Year	Horse Power	Load Factor	Fuel Type

10.0 Vegetation

CA Tertiary Water and Brine Pipeline - Tunneling

San Diego Air Basin, Summer

1.0 Project Characteristics

1.1 Land Usage

Land Uses	Size	Metric	Lot Acreage	Floor Surface Area	Population
User Defined Industrial	1.00	User Defined Unit	0.00	0.00	0

1.2 Other Project Characteristics

Urbanization	Urban	**Wind Speed (m/s)**	2.6	**Precipitation Freq (Days)**	40
Climate Zone	13			**Operational Year**	2025
Utility Company	San Diego Gas & Electric				
CO2 Intensity (lb/MWhr)	720.49	**CH4 Intensity (lb/MWhr)**	0.029	**N2O Intensity (lb/MWhr)**	0.006

1.3 User Entered Comments & Non-Default Data

Project Characteristics -

Land Use -

Construction Phase - modified

Off-road Equipment - modified

Trips and VMT - modified

Grading - modified

Construction Off-road Equipment Mitigation -

Table Name	Column Name	Default Value	New Value
tblConstructionPhase	NumDays	0.00	24.00
tblConstructionPhase	NumDays	0.00	10.00
tblConstructionPhase	NumDays	0.00	431.00

tblConstructionPhase	NumDays	0.00	10.00
tblConstructionPhase	NumDays	0.00	22.00
tblConstructionPhase	NumDays	0.00	7.00
tblConstructionPhase	NumDays	0.00	7.00
tblGrading	AcresOfGrading	15.00	0.00
tblGrading	MaterialExported	0.00	768.00
tblGrading	MaterialExported	0.00	34,480.00
tblGrading	MaterialExported	0.00	768.00
tblOffRoadEquipment	OffRoadEquipmentUnitAmount	1.00	0.00
tblOffRoadEquipment	OffRoadEquipmentUnitAmount	1.00	0.00
tblOffRoadEquipment	OffRoadEquipmentUnitAmount	1.00	0.00
tblOffRoadEquipment	OffRoadEquipmentUnitAmount	1.00	0.00
tblOffRoadEquipment	OffRoadEquipmentUnitAmount	1.00	0.00
tblOffRoadEquipment	OffRoadEquipmentUnitAmount	2.00	1.00
tblOffRoadEquipment	OffRoadEquipmentUnitAmount	2.00	1.00
tblOffRoadEquipment	OffRoadEquipmentUnitAmount	2.00	1.00
tblOffRoadEquipment	OffRoadEquipmentUnitAmount	1.00	0.00
tblOffRoadEquipment	UsageHours	6.00	8.00
tblOffRoadEquipment	UsageHours	6.00	7.00
tblOffRoadEquipment	UsageHours	6.00	8.00
tblOffRoadEquipment	UsageHours	8.00	7.00
tblProjectCharacteristics	OperationalYear	2014	2025
tblTripsAndVMT	VendorTripNumber	0.00	4.00
tblTripsAndVMT	WorkerTripNumber	8.00	20.00
tblTripsAndVMT	WorkerTripNumber	13.00	20.00
tblTripsAndVMT	WorkerTripNumber	13.00	15.00
tblTripsAndVMT	WorkerTripNumber	8.00	15.00
tblTripsAndVMT	WorkerTripNumber	13.00	15.00
tblTripsAndVMT	WorkerTripNumber	10.00	15.00

2.0 Emissions Summary

2.1 Overall Construction (Maximum Daily Emission)

Unmitigated Construction

	ROG	NOx	CO	SO2	Fugitive PM10	Exhaust PM10	PM10 Total	Fugitive PM2.5	Exhaust PM2.5	PM2.5 Total	Bio- CO2	NBio- CO2	Total CO2	CH4	N2O	CO2e
Year	lb/day										lb/day					
2026	1.2706	11.2790	14.7981	0.0286	1.2215	0.4967	1.7075	0.5352	0.4570	0.9912	0.0000	2,683.0741	2,683.0741	0.7656	0.0000	2,699.1508
2027	1.2611	11.1238	14.7618	0.0286	1.7140	0.4931	2.2071	0.5227	0.4560	0.9788	0.0000	2,682.1811	2,682.1811	0.7635	0.0000	2,698.2145
2028	1.1989	9.4590	14.1831	0.0248	1.0806	0.4757	1.5562	0.4984	0.4465	0.9449	0.0000	2,327.2492	2,327.2492	0.4493	0.0000	2,336.6850
Total	**3.7306**	**31.8617**	**43.7430**	**0.0820**	**4.0161**	**1.4654**	**5.4708**	**1.5563**	**1.3595**	**2.9148**	**0.0000**	**7,692.5044**	**7,692.5044**	**1.9784**	**0.0000**	**7,734.0503**

Mitigated Construction

	ROG	NOx	CO	SO2	Fugitive PM10	Exhaust PM10	PM10 Total	Fugitive PM2.5	Exhaust PM2.5	PM2.5 Total	Bio- CO2	NBio- CO2	Total CO2	CH4	N2O	CO2e
Year	lb/day										lb/day					
2026	1.2706	11.2790	14.7981	0.0286	0.8013	0.4967	1.2873	0.3067	0.4570	0.7627	0.0000	2,683.0741	2,683.0741	0.7656	0.0000	2,699.1508
2027	1.2611	11.1238	14.7618	0.0286	0.8391	0.4931	1.3321	0.2942	0.4560	0.7502	0.0000	2,682.1811	2,682.1811	0.7635	0.0000	2,698.2145
2028	1.1989	9.4590	14.1831	0.0248	0.6639	0.4757	1.1395	0.2704	0.4465	0.7169	0.0000	2,327.2492	2,327.2492	0.4493	0.0000	2,336.6850
Total	**3.7306**	**31.8617**	**43.7430**	**0.0820**	**2.3043**	**1.4654**	**3.7590**	**0.8713**	**1.3595**	**2.2298**	**0.0000**	**7,692.5044**	**7,692.5044**	**1.9784**	**0.0000**	**7,734.0503**

	ROG	**NOx**	**CO**	**SO2**	**Fugitive PM10**	**Exhaust PM10**	**PM10 Total**	**Fugitive PM2.5**	**Exhaust PM2.5**	**PM2.5 Total**	**Bio- CO2**	**NBio-CO2**	**Total CO2**	**CH4**	**N20**	**CO2e**
Percent Reduction	**0.00**	**0.00**	**0.00**	**0.00**	**42.62**	**0.00**	**31.29**	**44.02**	**0.00**	**23.50**	**0.00**	**0.00**	**0.00**	**0.00**	**0.00**	**0.00**

2.2 Overall Operational

Unmitigated Operational

	ROG	NOx	CO	SO2	Fugitive PM10	Exhaust PM10	PM10 Total	Fugitive PM2.5	Exhaust PM2.5	PM2.5 Total	Bio- CO2	NBio- CO2	Total CO2	CH4	N2O	CO2e
Category	lb/day										lb/day					
Area	1.0000e-005	0.0000	1.0000e-004	0.0000		0.0000	0.0000		0.0000	0.0000		2.2000e-004	2.2000e-004	0.0000		2.3000e-004
Energy	0.0000	0.0000	0.0000	0.0000		0.0000	0.0000		0.0000	0.0000		0.0000	0.0000	0.0000	0.0000	0.0000
Mobile	0.0000	0.0000	0.0000	0.0000	0.0000	0.0000	0.0000	0.0000	0.0000	0.0000		0.0000	0.0000	0.0000		0.0000
Total	**1.0000e-005**	**0.0000**	**1.0000e-004**	**0.0000**	**0.0000**	**0.0000**	**0.0000**	**0.0000**	**0.0000**	**0.0000**		**2.2000e-004**	**2.2000e-004**	**0.0000**	**0.0000**	**2.3000e-004**

Mitigated Operational

	ROG	NOx	CO	SO2	Fugitive PM10	Exhaust PM10	PM10 Total	Fugitive PM2.5	Exhaust PM2.5	PM2.5 Total	Bio- CO2	NBio- CO2	Total CO2	CH4	N2O	CO2e
Category	lb/day										lb/day					
Area	1.0000e-005	0.0000	1.0000e-004	0.0000		0.0000	0.0000		0.0000	0.0000		2.2000e-004	2.2000e-004	0.0000		2.3000e-004
Energy	0.0000	0.0000	0.0000	0.0000		0.0000	0.0000		0.0000	0.0000		0.0000	0.0000	0.0000	0.0000	0.0000
Mobile	0.0000	0.0000	0.0000	0.0000	0.0000	0.0000	0.0000	0.0000	0.0000	0.0000		0.0000	0.0000	0.0000		0.0000
Total	**1.0000e-005**	**0.0000**	**1.0000e-004**	**0.0000**	**0.0000**	**0.0000**	**0.0000**	**0.0000**	**0.0000**	**0.0000**		**2.2000e-004**	**2.2000e-004**	**0.0000**	**0.0000**	**2.3000e-004**

	ROG	**NOx**	**CO**	**SO2**	**Fugitive PM10**	**Exhaust PM10**	**PM10 Total**	**Fugitive PM2.5**	**Exhaust PM2.5**	**PM2.5 Total**	**Bio- CO2**	**NBio-CO2**	**Total CO2**	**CH4**	**N20**	**CO2e**
Percent Reduction	**0.00**	**0.00**	**0.00**	**0.00**	**0.00**	**0.00**	**0.00**	**0.00**	**0.00**	**0.00**	**0.00**	**0.00**	**0.00**	**0.00**	**0.00**	**0.00**

3.0 Construction Detail

Construction Phase

Phase Number	Phase Name	Phase Type	Start Date	End Date	Num Days Week	Num Days	Phase Description
1	Site Prep Portal 1	Site Preparation	2/15/2026	2/27/2026	5	10	
2	Excavation Portal 1	Grading	2/28/2026	4/2/2026	5	24	
3	Tunnel Excavation	Grading	4/3/2026	11/26/2027	5	431	
4	Site Prep Portal 2	Site Preparation	11/27/2027	12/10/2027	5	10	
5	Excavation Portal 2	Grading	12/11/2027	1/11/2028	5	22	
6	Pipeline Connection	Site Preparation	1/12/2028	1/20/2028	5	7	
7	Site Restoration	Site Preparation	1/21/2028	1/31/2028	5	7	

Acres of Grading (Site Preparation Phase): 0

Acres of Grading (Grading Phase): 0

Acres of Paving: 0

Residential Indoor: 0; Residential Outdoor: 0; Non-Residential Indoor: 0; Non-Residential Outdoor: 0 (Architectural Coating – sqft)

OffRoad Equipment

Phase Name	Offroad Equipment Type	Amount	Usage Hours	Horse Power	Load Factor
Site Prep Portal 1	Concrete/Industrial Saws	0	8.00	81	0.73
Site Prep Portal 1	Excavators	0	8.00	162	0.38
Site Prep Portal 1	Graders	1	8.00	174	0.41
Site Prep Portal 1	Rubber Tired Dozers	0	8.00	255	0.40
Site Prep Portal 1	Scrapers	1	8.00	361	0.48
Site Prep Portal 1	Tractors/Loaders/Backhoes	1	8.00	97	0.37
Site Prep Portal 1	Trenchers	0	8.00	80	0.50
Excavation Portal 1	Concrete/Industrial Saws	0	8.00	81	0.73
Excavation Portal 1	Cranes	0	4.00	226	0.29
Excavation Portal 1	Crushing/Proc. Equipment	1	8.00	85	0.78

Excavation Portal 1	Excavators	1	8.00	162	0.38
Excavation Portal 1	Forklifts	0	6.00	89	0.20
Excavation Portal 1	Rubber Tired Dozers	1	1.00	255	0.40
Excavation Portal 1	Tractors/Loaders/Backhoes	1	8.00	97	0.37
Excavation Portal 1	Trenchers	1	8.00	80	0.50
Tunnel Excavation	Cement and Mortar Mixers	0	6.00	9	0.56
Tunnel Excavation	Concrete/Industrial Saws	0	8.00	81	0.73
Tunnel Excavation	Crushing/Proc. Equipment	1	8.00	85	0.78
Tunnel Excavation	Excavators	1	8.00	162	0.38
Tunnel Excavation	Pavers	0	8.00	125	0.42
Tunnel Excavation	Paving Equipment	0	8.00	130	0.36
Tunnel Excavation	Rollers	0	8.00	80	0.38
Tunnel Excavation	Rubber Tired Dozers	1	1.00	255	0.40
Tunnel Excavation	Tractors/Loaders/Backhoes	1	7.00	97	0.37
Tunnel Excavation	Trenchers	1	8.00	80	0.50
Site Prep Portal 2	Graders	1	8.00	174	0.41
Site Prep Portal 2	Scrapers	1	8.00	361	0.48
Site Prep Portal 2	Tractors/Loaders/Backhoes	1	8.00	97	0.37
Excavation Portal 2	Cement and Mortar Mixers	0	6.00	9	0.56
Excavation Portal 2	Concrete/Industrial Saws	0	8.00	81	0.73
Excavation Portal 2	Crushing/Proc. Equipment	1	8.00	85	0.78
Excavation Portal 2	Excavators	1	8.00	162	0.38
Excavation Portal 2	Pavers	0	8.00	125	0.42
Excavation Portal 2	Paving Equipment	0	8.00	130	0.36
Excavation Portal 2	Rollers	0	8.00	80	0.38
Excavation Portal 2	Rubber Tired Dozers	1	1.00	255	0.40
Excavation Portal 2	Tractors/Loaders/Backhoes	1	8.00	97	0.37
Excavation Portal 2	Trenchers	1	8.00	80	0.50
Pipeline Connection	Cement and Mortar Mixers	0	6.00	9	0.56
Pipeline Connection	Graders	0	8.00	174	0.41

Pipeline Connection	Other General Industrial Equipment	4	8.00	87	0.34
Pipeline Connection	Pavers	0	8.00	125	0.42
Pipeline Connection	Paving Equipment	0	8.00	130	0.36
Pipeline Connection	Rollers	0	8.00	80	0.38
Pipeline Connection	Tractors/Loaders/Backhoes	0	7.00	97	0.37
Site Restoration	Cement and Mortar Mixers	0	6.00	9	0.56
Site Restoration	Graders	0	8.00	174	0.41
Site Restoration	Pavers	0	8.00	125	0.42
Site Restoration	Paving Equipment	0	8.00	130	0.36
Site Restoration	Rollers	0	8.00	80	0.38
Site Restoration	Tractors/Loaders/Backhoes	1	8.00	97	0.37

Trips and VMT

Phase Name	Offroad Equipment Count	Worker Trip Number	Vendor Trip Number	Hauling Trip Number	Worker Trip Length	Vendor Trip Length	Hauling Trip Length	Worker Vehicle Class	Vendor Vehicle Class	Hauling Vehicle Class
Site Prep Portal 1	3	20.00	4.00	0.00	10.80	7.30	20.00	LD_Mix	HDT_Mix	HHDT
Excavation Portal 1	5	20.00	0.00	96.00	10.80	7.30	20.00	LD_Mix	HDT_Mix	HHDT
Tunnel Excavation	5	15.00	0.00	4,310.00	10.80	7.30	20.00	LD_Mix	HDT_Mix	HHDT
Site Prep Portal 2	3	15.00	0.00	0.00	10.80	7.30	20.00	LD_Mix	HDT_Mix	HHDT
Excavation Portal 2	5	15.00	0.00	96.00	10.80	7.30	20.00	LD_Mix	HDT_Mix	HHDT
Pipeline Connection	4	15.00	0.00	0.00	10.80	7.30	20.00	LD_Mix	HDT_Mix	HHDT
Site Restoration	1	3.00	0.00	0.00	10.80	7.30	20.00	LD_Mix	HDT_Mix	HHDT

3.1 Mitigation Measures Construction

Water Exposed Area

Clean Paved Roads

3.2 Site Prep Portal 1 - 2026

Unmitigated Construction On-Site

	ROG	NOx	CO	SO2	Fugitive PM10	Exhaust PM10	PM10 Total	Fugitive PM2.5	Exhaust PM2.5	PM2.5 Total	Bio- CO2	NBio- CO2	Total CO2	CH4	N2O	CO2e
Category	lb/day										lb/day					
Fugitive Dust					0.0000	0.0000	0.0000	0.0000	0.0000	0.0000			0.0000			0.0000
Off-Road	1.2066	11.0920	11.8224	0.0243		0.4922	0.4922		0.4528	0.4528		2,348.2704	2,348.2704	0.7595		2,364.2195
Total	**1.2066**	**11.0920**	**11.8224**	**0.0243**	**0.0000**	**0.4922**	**0.4922**	**0.0000**	**0.4528**	**0.4528**		**2,348.2704**	**2,348.2704**	**0.7595**		**2,364.2195**

Unmitigated Construction Off-Site

	ROG	NOx	CO	SO2	Fugitive PM10	Exhaust PM10	PM10 Total	Fugitive PM2.5	Exhaust PM2.5	PM2.5 Total	Bio- CO2	NBio- CO2	Total CO2	CH4	N2O	CO2e
Category	lb/day										lb/day					
Hauling	0.0000	0.0000	0.0000	0.0000	0.0000	0.0000	0.0000	0.0000	0.0000	0.0000		0.0000	0.0000	0.0000		0.0000
Vendor	0.0247	0.1433	0.2947	9.4000e-004	0.0266	3.3200e-003	0.0299	7.5700e-003	3.0500e-003	0.0106		88.1325	88.1325	6.1000e-004		88.1454
Worker	0.0393	0.0437	0.4783	2.0800e-003	0.1643	1.2300e-003	0.1655	0.0436	1.1500e-003	0.0447		136.6007	136.6007	5.4700e-003		136.7156
Total	**0.0639**	**0.1870**	**0.7730**	**3.0200e-003**	**0.1909**	**4.5500e-003**	**0.1954**	**0.0512**	**4.2000e-003**	**0.0554**		**224.7333**	**224.7333**	**6.0800e-003**		**224.8610**

Mitigated Construction On-Site

	ROG	NOx	CO	SO2	Fugitive PM10	Exhaust PM10	PM10 Total	Fugitive PM2.5	Exhaust PM2.5	PM2.5 Total	Bio- CO2	NBio- CO2	Total CO2	CH4	N2O	CO2e
Category	lb/day										lb/day					

Fugitive Dust					0.0000	0.0000	0.0000	0.0000	0.0000	0.0000			0.0000			0.0000
Off-Road	1.2066	11.0920	11.8224	0.0243		0.4922	0.4922		0.4528	0.4528	0.0000	2,348.2704	2,348.2704	0.7595		2,364.2195
Total	**1.2066**	**11.0920**	**11.8224**	**0.0243**	**0.0000**	**0.4922**	**0.4922**	**0.0000**	**0.4528**	**0.4528**	**0.0000**	**2,348.2704**	**2,348.2704**	**0.7595**		**2,364.2195**

Mitigated Construction Off-Site

	ROG	NOx	CO	SO2	Fugitive PM10	Exhaust PM10	PM10 Total	Fugitive PM2.5	Exhaust PM2.5	PM2.5 Total	Bio- CO2	NBio- CO2	Total CO2	CH4	N2O	CO2e
Category	lb/day										lb/day					
Hauling	0.0000	0.0000	0.0000	0.0000	0.0000	0.0000	0.0000	0.0000	0.0000	0.0000		0.0000	0.0000	0.0000		0.0000
Vendor	0.0247	0.1433	0.2947	9.4000e-004	0.0266	3.3200e-003	0.0299	7.5700e-003	3.0500e-003	0.0106		88.1325	88.1325	6.1000e-004		88.1454
Worker	0.0393	0.0437	0.4783	2.0800e-003	0.1643	1.2300e-003	0.1655	0.0436	1.1500e-003	0.0447		136.6007	136.6007	5.4700e-003		136.7156
Total	**0.0639**	**0.1870**	**0.7730**	**3.0200e-003**	**0.1909**	**4.5500e-003**	**0.1954**	**0.0512**	**4.2000e-003**	**0.0554**		**224.7333**	**224.7333**	**6.0800e-003**		**224.8610**

3.3 Excavation Portal 1 - 2026

Unmitigated Construction On-Site

	ROG	NOx	CO	SO2	Fugitive PM10	Exhaust PM10	PM10 Total	Fugitive PM2.5	Exhaust PM2.5	PM2.5 Total	Bio- CO2	NBio- CO2	Total CO2	CH4	N2O	CO2e
Category	lb/day										lb/day					
Fugitive Dust					0.7573	0.0000	0.7573	0.4145	0.0000	0.4145			0.0000			0.0000
Off-Road	1.1115	8.9928	13.1910	0.0200		0.4615	0.4615		0.4335	0.4335		1,923.0633	1,923.0633	0.4433		1,932.3722
Total	**1.1115**	**8.9928**	**13.1910**	**0.0200**	**0.7573**	**0.4615**	**1.2188**	**0.4145**	**0.4335**	**0.8479**		**1,923.0633**	**1,923.0633**	**0.4433**		**1,932.3722**

Unmitigated Construction Off-Site

	ROG	NOx	CO	SO2	Fugitive PM10	Exhaust PM10	PM10 Total	Fugitive PM2.5	Exhaust PM2.5	PM2.5 Total	Bio- CO2	NBio- CO2	Total CO2	CH4	N2O	CO2e
Category	lb/day										lb/day					
Hauling	0.0558	0.4069	0.6109	2.9600e-003	0.0697	0.0121	0.0819	0.0191	0.0112	0.0303		278.1269	278.1269	1.9300e-003		278.1674
Vendor	0.0000	0.0000	0.0000	0.0000	0.0000	0.0000	0.0000	0.0000	0.0000	0.0000		0.0000	0.0000	0.0000		0.0000
Worker	0.0393	0.0437	0.4783	2.0800e-003	0.1643	1.2300e-003	0.1655	0.0436	1.1500e-003	0.0447		136.6007	136.6007	5.4700e-003		136.7156
Total	**0.0951**	**0.4505**	**1.0891**	**5.0400e-003**	**0.2340**	**0.0134**	**0.2474**	**0.0627**	**0.0123**	**0.0750**		**414.7276**	**414.7276**	**7.4000e-003**		**414.8830**

Mitigated Construction On-Site

	ROG	NOx	CO	SO2	Fugitive PM10	Exhaust PM10	PM10 Total	Fugitive PM2.5	Exhaust PM2.5	PM2.5 Total	Bio- CO2	NBio- CO2	Total CO2	CH4	N2O	CO2e
Category	lb/day										lb/day					
Fugitive Dust					0.3408	0.0000	0.3408	0.1865	0.0000	0.1865			0.0000			0.0000
Off-Road	1.1115	8.9928	13.1910	0.0200		0.4615	0.4615		0.4335	0.4335	0.0000	1,923.0633	1,923.0633	0.4433		1,932.3722
Total	**1.1115**	**8.9928**	**13.1910**	**0.0200**	**0.3408**	**0.4615**	**0.8023**	**0.1865**	**0.4335**	**0.6200**	**0.0000**	**1,923.0633**	**1,923.0633**	**0.4433**		**1,932.3722**

Mitigated Construction Off-Site

	ROG	NOx	CO	SO2	Fugitive PM10	Exhaust PM10	PM10 Total	Fugitive PM2.5	Exhaust PM2.5	PM2.5 Total	Bio- CO2	NBio- CO2	Total CO2	CH4	N2O	CO2e

Category	lb/day										lb/day					
Hauling	0.0558	0.4069	0.6109	2.9600e-003	0.0697	0.0121	0.0819	0.0191	0.0112	0.0303		278.1269	278.1269	1.9300e-003		278.1674
Vendor	0.0000	0.0000	0.0000	0.0000	0.0000	0.0000	0.0000	0.0000	0.0000	0.0000		0.0000	0.0000	0.0000		0.0000
Worker	0.0393	0.0437	0.4783	2.0800e-003	0.1643	1.2300e-003	0.1655	0.0436	1.1500e-003	0.0447		136.6007	136.6007	5.4700e-003		136.7156
Total	**0.0951**	**0.4505**	**1.0891**	**5.0400e-003**	**0.2340**	**0.0134**	**0.2474**	**0.0627**	**0.0123**	**0.0750**		**414.7276**	**414.7276**	**7.4000e-003**		**414.8830**

3.4 Tunnel Excavation - 2026

Unmitigated Construction On-Site

	ROG	NOx	CO	SO2	Fugitive PM10	Exhaust PM10	PM10 Total	Fugitive PM2.5	Exhaust PM2.5	PM2.5 Total	Bio- CO2	NBio- CO2	Total CO2	CH4	N2O	CO2e
Category	lb/day										lb/day					
Fugitive Dust					0.7640	0.0000	0.7640	0.4155	0.0000	0.4155			0.0000			0.0000
Off-Road	1.0949	8.8259	12.9123	0.0196		0.4548	0.4548		0.4273	0.4273		1,885.3063	1,885.3063	0.4311		1,894.3588
Total	**1.0949**	**8.8259**	**12.9123**	**0.0196**	**0.7640**	**0.4548**	**1.2188**	**0.4155**	**0.4273**	**0.8427**		**1,885.3063**	**1,885.3063**	**0.4311**		**1,894.3588**

Unmitigated Construction Off-Site

	ROG	NOx	CO	SO2	Fugitive PM10	Exhaust PM10	PM10 Total	Fugitive PM2.5	Exhaust PM2.5	PM2.5 Total	Bio- CO2	NBio- CO2	Total CO2	CH4	N2O	CO2e
Category	lb/day										lb/day					
Hauling	0.1394	1.0172	1.5271	7.3900e-003	0.3343	0.0303	0.3646	0.0870	0.0279	0.1149		695.3173	695.3173	4.8200e-003		695.4186
Vendor	0.0000	0.0000	0.0000	0.0000	0.0000	0.0000	0.0000	0.0000	0.0000	0.0000		0.0000	0.0000	0.0000		0.0000
Worker	0.0295	0.0327	0.3587	1.5600e-003	0.1232	9.3000e-004	0.1242	0.0327	8.6000e-004	0.0335		102.4506	102.4506	4.1000e-003		102.5367

Total	**0.1689**	**1.0499**	**1.8858**	**8.9500e-003**	**0.4575**	**0.0312**	**0.4888**	**0.1197**	**0.0288**	**0.1484**		**797.7678**	**797.7678**	**8.9200e-003**		**797.9553**

Mitigated Construction On-Site

	ROG	NOx	CO	SO2	Fugitive PM10	Exhaust PM10	PM10 Total	Fugitive PM2.5	Exhaust PM2.5	PM2.5 Total	Bio- CO2	NBio- CO2	Total CO2	CH4	N2O	CO2e
Category	lb/day										lb/day					
Fugitive Dust					0.3438	0.0000	0.3438	0.1870	0.0000	0.1870			0.0000			0.0000
Off-Road	1.0949	8.8259	12.9123	0.0196		0.4548	0.4548		0.4273	0.4273	0.0000	1,885.3063	1,885.3063	0.4311		1,894.3588
Total	**1.0949**	**8.8259**	**12.9123**	**0.0196**	**0.3438**	**0.4548**	**0.7986**	**0.1870**	**0.4273**	**0.6142**	**0.0000**	**1,885.3063**	**1,885.3063**	**0.4311**		**1,894.3588**

Mitigated Construction Off-Site

	ROG	NOx	CO	SO2	Fugitive PM10	Exhaust PM10	PM10 Total	Fugitive PM2.5	Exhaust PM2.5	PM2.5 Total	Bio- CO2	NBio- CO2	Total CO2	CH4	N2O	CO2e
Category	lb/day										lb/day					
Hauling	0.1394	1.0172	1.5271	7.3900e-003	0.3343	0.0303	0.3646	0.0870	0.0279	0.1149		695.3173	695.3173	4.8200e-003		695.4186
Vendor	0.0000	0.0000	0.0000	0.0000	0.0000	0.0000	0.0000	0.0000	0.0000	0.0000		0.0000	0.0000	0.0000		0.0000
Worker	0.0295	0.0327	0.3587	1.5600e-003	0.1232	9.3000e-004	0.1242	0.0327	8.6000e-004	0.0335		102.4506	102.4506	4.1000e-003		102.5367
Total	**0.1689**	**1.0499**	**1.8858**	**8.9500e-003**	**0.4575**	**0.0312**	**0.4888**	**0.1197**	**0.0288**	**0.1484**		**797.7678**	**797.7678**	**8.9200e-003**		**797.9553**

3.4 Tunnel Excavation - 2027

Unmitigated Construction On-Site

	ROG	NOx	CO	SO2	Fugitive PM10	Exhaust PM10	PM10 Total	Fugitive PM2.5	Exhaust PM2.5	PM2.5 Total	Bio- CO2	NBio- CO2	Total CO2	CH4	N2O	CO2e
Category	lb/day										lb/day					
Fugitive Dust					0.7640	0.0000	0.7640	0.4155	0.0000	0.4155			0.0000			0.0000
Off-Road	1.0949	8.8259	12.9123	0.0196		0.4548	0.4548		0.4273	0.4273		1,885.3063	1,885.3063	0.4311		1,894.3588
Total	**1.0949**	**8.8259**	**12.9123**	**0.0196**	**0.7640**	**0.4548**	**1.2188**	**0.4155**	**0.4273**	**0.8427**		**1,885.3063**	**1,885.3063**	**0.4311**		**1,894.3588**

Unmitigated Construction Off-Site

	ROG	NOx	CO	SO2	Fugitive PM10	Exhaust PM10	PM10 Total	Fugitive PM2.5	Exhaust PM2.5	PM2.5 Total	Bio- CO2	NBio- CO2	Total CO2	CH4	N2O	CO2e
Category	lb/day										lb/day					
Hauling	0.1377	1.0074	1.5014	7.3900e-003	0.2836	0.0303	0.3139	0.0746	0.0279	0.1025		695.3552	695.3552	4.8300e-003		695.4566
Vendor	0.0000	0.0000	0.0000	0.0000	0.0000	0.0000	0.0000	0.0000	0.0000	0.0000		0.0000	0.0000	0.0000		0.0000
Worker	0.0285	0.0318	0.3482	1.5600e-003	0.1232	9.3000e-004	0.1242	0.0327	8.7000e-004	0.0336		101.5197	101.5197	4.0200e-003		101.6040
Total	**0.1662**	**1.0391**	**1.8496**	**8.9500e-003**	**0.4068**	**0.0313**	**0.4381**	**0.1072**	**0.0288**	**0.1360**		**796.8748**	**796.8748**	**8.8500e-003**		**797.0606**

Mitigated Construction On-Site

	ROG	NOx	CO	SO2	Fugitive PM10	Exhaust PM10	PM10 Total	Fugitive PM2.5	Exhaust PM2.5	PM2.5 Total	Bio- CO2	NBio- CO2	Total CO2	CH4	N2O	CO2e
Category	lb/day										lb/day					

Fugitive Dust					0.3438	0.0000	0.3438	0.1870	0.0000	0.1870			0.0000			0.0000
Off-Road	1.0949	8.8259	12.9123	0.0196		0.4548	0.4548		0.4273	0.4273	0.0000	1,885.3063	1,885.3063	0.4311		1,894.3588
Total	**1.0949**	**8.8259**	**12.9123**	**0.0196**	**0.3438**	**0.4548**	**0.7986**	**0.1870**	**0.4273**	**0.6142**	**0.0000**	**1,885.3063**	**1,885.3063**	**0.4311**		**1,894.3588**

Mitigated Construction Off-Site

	ROG	NOx	CO	SO2	Fugitive PM10	Exhaust PM10	PM10 Total	Fugitive PM2.5	Exhaust PM2.5	PM2.5 Total	Bio- CO2	NBio- CO2	Total CO2	CH4	N2O	CO2e
Category	lb/day										lb/day					
Hauling	0.1377	1.0074	1.5014	7.3900e-003	0.2836	0.0303	0.3139	0.0746	0.0279	0.1025		695.3552	695.3552	4.8300e-003		695.4566
Vendor	0.0000	0.0000	0.0000	0.0000	0.0000	0.0000	0.0000	0.0000	0.0000	0.0000		0.0000	0.0000	0.0000		0.0000
Worker	0.0285	0.0318	0.3482	1.5600e-003	0.1232	9.3000e-004	0.1242	0.0327	8.7000e-004	0.0336		101.5197	101.5197	4.0200e-003		101.6040
Total	**0.1662**	**1.0391**	**1.8496**	**8.9500e-003**	**0.4068**	**0.0313**	**0.4381**	**0.1072**	**0.0288**	**0.1360**		**796.8748**	**796.8748**	**8.8500e-003**		**797.0606**

3.5 Site Prep Portal 2 - 2027

Unmitigated Construction On-Site

	ROG	NOx	CO	SO2	Fugitive PM10	Exhaust PM10	PM10 Total	Fugitive PM2.5	Exhaust PM2.5	PM2.5 Total	Bio- CO2	NBio- CO2	Total CO2	CH4	N2O	CO2e
Category	lb/day										lb/day					
Fugitive Dust					1.5908	0.0000	1.5908	0.1718	0.0000	0.1718			0.0000			0.0000
Off-Road	1.2066	11.0920	11.8224	0.0243		0.4922	0.4922		0.4528	0.4528		2,348.2704	2,348.2704	0.7595		2,364.2195
Total	**1.2066**	**11.0920**	**11.8224**	**0.0243**	**1.5908**	**0.4922**	**2.0829**	**0.1718**	**0.4528**	**0.6245**		**2,348.2704**	**2,348.2704**	**0.7595**		**2,364.2195**

Unmitigated Construction Off-Site

	ROG	NOx	CO	SO2	Fugitive PM10	Exhaust PM10	PM10 Total	Fugitive PM2.5	Exhaust PM2.5	PM2.5 Total	Bio- CO2	NBio- CO2	Total CO2	CH4	N2O	CO2e
Category	lb/day										lb/day					
Hauling	0.0000	0.0000	0.0000	0.0000	0.0000	0.0000	0.0000	0.0000	0.0000	0.0000		0.0000	0.0000	0.0000		0.0000
Vendor	0.0000	0.0000	0.0000	0.0000	0.0000	0.0000	0.0000	0.0000	0.0000	0.0000		0.0000	0.0000	0.0000		0.0000
Worker	0.0285	0.0318	0.3482	1.5600e-003	0.1232	9.3000e-004	0.1242	0.0327	8.7000e-004	0.0336		101.5197	101.5197	4.0200e-003		101.6040
Total	**0.0285**	**0.0318**	**0.3482**	**1.5600e-003**	**0.1232**	**9.3000e-004**	**0.1242**	**0.0327**	**8.7000e-004**	**0.0336**		**101.5197**	**101.5197**	**4.0200e-003**		**101.6040**

Mitigated Construction On-Site

	ROG	NOx	CO	SO2	Fugitive PM10	Exhaust PM10	PM10 Total	Fugitive PM2.5	Exhaust PM2.5	PM2.5 Total	Bio- CO2	NBio- CO2	Total CO2	CH4	N2O	CO2e
Category	lb/day										lb/day					
Fugitive Dust					0.7158	0.0000	0.7158	0.0773	0.0000	0.0773			0.0000			0.0000
Off-Road	1.2066	11.0920	11.8224	0.0243		0.4922	0.4922		0.4528	0.4528	0.0000	2,348.2704	2,348.2704	0.7595		2,364.2195
Total	**1.2066**	**11.0920**	**11.8224**	**0.0243**	**0.7158**	**0.4922**	**1.2080**	**0.0773**	**0.4528**	**0.5301**	**0.0000**	**2,348.2704**	**2,348.2704**	**0.7595**		**2,364.2195**

Mitigated Construction Off-Site

	ROG	NOx	CO	SO2	Fugitive PM10	Exhaust PM10	PM10 Total	Fugitive PM2.5	Exhaust PM2.5	PM2.5 Total	Bio- CO2	NBio- CO2	Total CO2	CH4	N2O	CO2e

Category	lb/day										lb/day					
Hauling	0.0000	0.0000	0.0000	0.0000	0.0000	0.0000	0.0000	0.0000	0.0000	0.0000		0.0000	0.0000	0.0000		0.0000
Vendor	0.0000	0.0000	0.0000	0.0000	0.0000	0.0000	0.0000	0.0000	0.0000	0.0000		0.0000	0.0000	0.0000		0.0000
Worker	0.0285	0.0318	0.3482	1.5600e-003	0.1232	9.3000e-004	0.1242	0.0327	8.7000e-004	0.0336		101.5197	101.5197	4.0200e-003		101.6040
Total	**0.0285**	**0.0318**	**0.3482**	**1.5600e-003**	**0.1232**	**9.3000e-004**	**0.1242**	**0.0327**	**8.7000e-004**	**0.0336**		**101.5197**	**101.5197**	**4.0200e-003**		**101.6040**

3.6 Excavation Portal 2 - 2027

Unmitigated Construction On-Site

	ROG	NOx	CO	SO2	Fugitive PM10	Exhaust PM10	PM10 Total	Fugitive PM2.5	Exhaust PM2.5	PM2.5 Total	Bio- CO2	NBio- CO2	Total CO2	CH4	N2O	CO2e
Category	lb/day										lb/day					
Fugitive Dust					0.7577	0.0000	0.7577	0.4145	0.0000	0.4145			0.0000			0.0000
Off-Road	1.1115	8.9928	13.1910	0.0200		0.4615	0.4615		0.4335	0.4335		1,923.0633	1,923.0633	0.4433		1,932.3722
Total	**1.1115**	**8.9928**	**13.1910**	**0.0200**	**0.7577**	**0.4615**	**1.2192**	**0.4145**	**0.4335**	**0.8480**		**1,923.0633**	**1,923.0633**	**0.4433**		**1,932.3722**

Unmitigated Construction Off-Site

	ROG	NOx	CO	SO2	Fugitive PM10	Exhaust PM10	PM10 Total	Fugitive PM2.5	Exhaust PM2.5	PM2.5 Total	Bio- CO2	NBio- CO2	Total CO2	CH4	N2O	CO2e
Category	lb/day										lb/day					
Hauling	0.0601	0.4396	0.6552	3.2200e-003	0.1030	0.0132	0.1162	0.0274	0.0122	0.0396		303.4277	303.4277	2.1100e-003		303.4720
Vendor	0.0000	0.0000	0.0000	0.0000	0.0000	0.0000	0.0000	0.0000	0.0000	0.0000		0.0000	0.0000	0.0000		0.0000
Worker	0.0285	0.0318	0.3482	1.5600e-003	0.1232	9.3000e-004	0.1242	0.0327	8.7000e-004	0.0336		101.5197	101.5197	4.0200e-003		101.6040

Total	**0.0886**	**0.4713**	**1.0033**	**4.7800e-003**	**0.2262**	**0.0142**	**0.2404**	**0.0601**	**0.0131**	**0.0732**		**404.9474**	**404.9474**	**6.1300e-003**		**405.0760**

Mitigated Construction On-Site

	ROG	NOx	CO	SO2	Fugitive PM10	Exhaust PM10	PM10 Total	Fugitive PM2.5	Exhaust PM2.5	PM2.5 Total	Bio- CO2	NBio- CO2	Total CO2	CH4	N2O	CO2e
Category	lb/day										lb/day					
Fugitive Dust					0.3410	0.0000	0.3410	0.1865	0.0000	0.1865			0.0000			0.0000
Off-Road	1.1115	8.9928	13.1910	0.0200		0.4615	0.4615		0.4335	0.4335	0.0000	1,923.0633	1,923.0633	0.4433		1,932.3722
Total	**1.1115**	**8.9928**	**13.1910**	**0.0200**	**0.3410**	**0.4615**	**0.8025**	**0.1865**	**0.4335**	**0.6200**	**0.0000**	**1,923.0633**	**1,923.0633**	**0.4433**		**1,932.3722**

Mitigated Construction Off-Site

	ROG	NOx	CO	SO2	Fugitive PM10	Exhaust PM10	PM10 Total	Fugitive PM2.5	Exhaust PM2.5	PM2.5 Total	Bio- CO2	NBio- CO2	Total CO2	CH4	N2O	CO2e
Category	lb/day										lb/day					
Hauling	0.0601	0.4396	0.6552	3.2200e-003	0.1030	0.0132	0.1162	0.0274	0.0122	0.0396		303.4277	303.4277	2.1100e-003		303.4720
Vendor	0.0000	0.0000	0.0000	0.0000	0.0000	0.0000	0.0000	0.0000	0.0000	0.0000		0.0000	0.0000	0.0000		0.0000
Worker	0.0285	0.0318	0.3482	1.5600e-003	0.1232	9.3000e-004	0.1242	0.0327	8.7000e-004	0.0336		101.5197	101.5197	4.0200e-003		101.6040
Total	**0.0886**	**0.4713**	**1.0033**	**4.7800e-003**	**0.2262**	**0.0142**	**0.2404**	**0.0601**	**0.0131**	**0.0732**		**404.9474**	**404.9474**	**6.1300e-003**		**405.0760**

3.6 Excavation Portal 2 - 2028

Unmitigated Construction On-Site

	ROG	NOx	CO	SO2	Fugitive PM10	Exhaust PM10	PM10 Total	Fugitive PM2.5	Exhaust PM2.5	PM2.5 Total	Bio- CO2	NBio- CO2	Total CO2	CH4	N2O	CO2e
Category	lb/day										lb/day					
Fugitive Dust					0.7577	0.0000	0.7577	0.4145	0.0000	0.4145			0.0000			0.0000
Off-Road	1.1115	8.9928	13.1910	0.0200		0.4615	0.4615		0.4335	0.4335		1,923.0633	1,923.0633	0.4433		1,932.3722
Total	**1.1115**	**8.9928**	**13.1910**	**0.0200**	**0.7577**	**0.4615**	**1.2192**	**0.4145**	**0.4335**	**0.8480**		**1,923.0633**	**1,923.0633**	**0.4433**		**1,932.3722**

Unmitigated Construction Off-Site

	ROG	NOx	CO	SO2	Fugitive PM10	Exhaust PM10	PM10 Total	Fugitive PM2.5	Exhaust PM2.5	PM2.5 Total	Bio- CO2	NBio- CO2	Total CO2	CH4	N2O	CO2e
Category	lb/day										lb/day					
Hauling	0.0598	0.4354	0.6536	3.2200e-003	0.1997	0.0132	0.2129	0.0512	0.0121	0.0633		303.4586	303.4586	2.1000e-003		303.5027
Vendor	0.0000	0.0000	0.0000	0.0000	0.0000	0.0000	0.0000	0.0000	0.0000	0.0000		0.0000	0.0000	0.0000		0.0000
Worker	0.0276	0.0308	0.3386	1.5600e-003	0.1232	9.4000e-004	0.1242	0.0327	8.7000e-004	0.0336		100.7274	100.7274	3.9400e-003		100.8100
Total	**0.0874**	**0.4662**	**0.9922**	**4.7800e-003**	**0.3229**	**0.0141**	**0.3371**	**0.0839**	**0.0130**	**0.0969**		**404.1860**	**404.1860**	**6.0400e-003**		**404.3128**

Mitigated Construction On-Site

	ROG	NOx	CO	SO2	Fugitive PM10	Exhaust PM10	PM10 Total	Fugitive PM2.5	Exhaust PM2.5	PM2.5 Total	Bio- CO2	NBio- CO2	Total CO2	CH4	N2O	CO2e
Category	lb/day										lb/day					

Fugitive Dust					0.3410	0.0000	0.3410	0.1865	0.0000	0.1865			0.0000			0.0000
Off-Road	1.1115	8.9928	13.1910	0.0200		0.4615	0.4615		0.4335	0.4335	0.0000	1,923.0633	1,923.0633	0.4433		1,932.3722
Total	**1.1115**	**8.9928**	**13.1910**	**0.0200**	**0.3410**	**0.4615**	**0.8025**	**0.1865**	**0.4335**	**0.6200**	**0.0000**	**1,923.0633**	**1,923.0633**	**0.4433**		**1,932.3722**

Mitigated Construction Off-Site

	ROG	NOx	CO	SO2	Fugitive PM10	Exhaust PM10	PM10 Total	Fugitive PM2.5	Exhaust PM2.5	PM2.5 Total	Bio- CO2	NBio- CO2	Total CO2	CH4	N2O	CO2e
Category	lb/day										lb/day					
Hauling	0.0598	0.4354	0.6536	3.2200e-003	0.1997	0.0132	0.2129	0.0512	0.0121	0.0633		303.4586	303.4586	2.1000e-003		303.5027
Vendor	0.0000	0.0000	0.0000	0.0000	0.0000	0.0000	0.0000	0.0000	0.0000	0.0000		0.0000	0.0000	0.0000		0.0000
Worker	0.0276	0.0308	0.3386	1.5600e-003	0.1232	9.4000e-004	0.1242	0.0327	8.7000e-004	0.0336		100.7274	100.7274	3.9400e-003		100.8100
Total	**0.0874**	**0.4662**	**0.9922**	**4.7800e-003**	**0.3229**	**0.0141**	**0.3371**	**0.0839**	**0.0130**	**0.0969**		**404.1860**	**404.1860**	**6.0400e-003**		**404.3128**

3.7 Pipeline Connection - 2028

Unmitigated Construction On-Site

	ROG	NOx	CO	SO2	Fugitive PM10	Exhaust PM10	PM10 Total	Fugitive PM2.5	Exhaust PM2.5	PM2.5 Total	Bio- CO2	NBio- CO2	Total CO2	CH4	N2O	CO2e
Category	lb/day										lb/day					
Fugitive Dust					0.0000	0.0000	0.0000	0.0000	0.0000	0.0000			0.0000			0.0000
Off-Road	0.5373	5.0895	7.5376	0.0101		0.2464	0.2464		0.2266	0.2266		980.7991	980.7991	0.3172		987.4605
Total	**0.5373**	**5.0895**	**7.5376**	**0.0101**	**0.0000**	**0.2464**	**0.2464**	**0.0000**	**0.2266**	**0.2266**		**980.7991**	**980.7991**	**0.3172**		**987.4605**

Unmitigated Construction Off-Site

	ROG	NOx	CO	SO2	Fugitive PM10	Exhaust PM10	PM10 Total	Fugitive PM2.5	Exhaust PM2.5	PM2.5 Total	Bio- CO2	NBio- CO2	Total CO2	CH4	N2O	CO2e
Category	lb/day										lb/day					
Hauling	0.0000	0.0000	0.0000	0.0000	0.0000	0.0000	0.0000	0.0000	0.0000	0.0000		0.0000	0.0000	0.0000		0.0000
Vendor	0.0000	0.0000	0.0000	0.0000	0.0000	0.0000	0.0000	0.0000	0.0000	0.0000		0.0000	0.0000	0.0000		0.0000
Worker	0.0276	0.0308	0.3386	1.5600e-003	0.1232	9.4000e-004	0.1242	0.0327	8.7000e-004	0.0336		100.7274	100.7274	3.9400e-003		100.8100
Total	**0.0276**	**0.0308**	**0.3386**	**1.5600e-003**	**0.1232**	**9.4000e-004**	**0.1242**	**0.0327**	**8.7000e-004**	**0.0336**		**100.7274**	**100.7274**	**3.9400e-003**		**100.8100**

Mitigated Construction On-Site

	ROG	NOx	CO	SO2	Fugitive PM10	Exhaust PM10	PM10 Total	Fugitive PM2.5	Exhaust PM2.5	PM2.5 Total	Bio- CO2	NBio- CO2	Total CO2	CH4	N2O	CO2e
Category	lb/day										lb/day					
Fugitive Dust					0.0000	0.0000	0.0000	0.0000	0.0000	0.0000			0.0000			0.0000
Off-Road	0.5373	5.0895	7.5376	0.0101		0.2464	0.2464		0.2266	0.2266	0.0000	980.7991	980.7991	0.3172		987.4605
Total	**0.5373**	**5.0895**	**7.5376**	**0.0101**	**0.0000**	**0.2464**	**0.2464**	**0.0000**	**0.2266**	**0.2266**	**0.0000**	**980.7991**	**980.7991**	**0.3172**		**987.4605**

Mitigated Construction Off-Site

	ROG	NOx	CO	SO2	Fugitive PM10	Exhaust PM10	PM10 Total	Fugitive PM2.5	Exhaust PM2.5	PM2.5 Total	Bio- CO2	NBio- CO2	Total CO2	CH4	N2O	CO2e

Category	lb/day										lb/day					
Hauling	0.0000	0.0000	0.0000	0.0000	0.0000	0.0000	0.0000	0.0000	0.0000	0.0000		0.0000	0.0000	0.0000		0.0000
Vendor	0.0000	0.0000	0.0000	0.0000	0.0000	0.0000	0.0000	0.0000	0.0000	0.0000		0.0000	0.0000	0.0000		0.0000
Worker	0.0276	0.0308	0.3386	1.5600e-003	0.1232	9.4000e-004	0.1242	0.0327	8.7000e-004	0.0336		100.7274	100.7274	3.9400e-003		100.8100
Total	**0.0276**	**0.0308**	**0.3386**	**1.5600e-003**	**0.1232**	**9.4000e-004**	**0.1242**	**0.0327**	**8.7000e-004**	**0.0336**		**100.7274**	**100.7274**	**3.9400e-003**		**100.8100**

3.8 Site Restoration - 2028

Unmitigated Construction On-Site

	ROG	NOx	CO	SO2	Fugitive PM10	Exhaust PM10	PM10 Total	Fugitive PM2.5	Exhaust PM2.5	PM2.5 Total	Bio- CO2	NBio- CO2	Total CO2	CH4	N2O	CO2e
Category	lb/day										lb/day					
Fugitive Dust					0.0000	0.0000	0.0000	0.0000	0.0000	0.0000			0.0000			0.0000
Off-Road	0.1321	1.3351	2.2297	3.1200e-003		0.0541	0.0541		0.0498	0.0498		302.0559	302.0559	0.0977		304.1074
Total	**0.1321**	**1.3351**	**2.2297**	**3.1200e-003**	**0.0000**	**0.0541**	**0.0541**	**0.0000**	**0.0498**	**0.0498**		**302.0559**	**302.0559**	**0.0977**		**304.1074**

Unmitigated Construction Off-Site

	ROG	NOx	CO	SO2	Fugitive PM10	Exhaust PM10	PM10 Total	Fugitive PM2.5	Exhaust PM2.5	PM2.5 Total	Bio- CO2	NBio- CO2	Total CO2	CH4	N2O	CO2e
Category	lb/day										lb/day					
Hauling	0.0000	0.0000	0.0000	0.0000	0.0000	0.0000	0.0000	0.0000	0.0000	0.0000		0.0000	0.0000	0.0000		0.0000
Vendor	0.0000	0.0000	0.0000	0.0000	0.0000	0.0000	0.0000	0.0000	0.0000	0.0000		0.0000	0.0000	0.0000		0.0000
Worker	5.5300e-003	6.1600e-003	0.0677	3.1000e-004	0.0246	1.9000e-004	0.0248	6.5400e-003	1.7000e-004	6.7100e-003		20.1455	20.1455	7.9000e-004		20.1620

Total	**5.5300e-003**	**6.1600e-003**	**0.0677**	**3.1000e-004**	**0.0246**	**1.9000e-004**	**0.0248**	**6.5400e-003**	**1.7000e-004**	**6.7100e-003**		**20.1455**	**20.1455**	**7.9000e-004**		**20.1620**

Mitigated Construction On-Site

	ROG	NOx	CO	SO2	Fugitive PM10	Exhaust PM10	PM10 Total	Fugitive PM2.5	Exhaust PM2.5	PM2.5 Total	Bio- CO2	NBio- CO2	Total CO2	CH4	N2O	CO2e
Category	lb/day										lb/day					
Fugitive Dust					0.0000	0.0000	0.0000	0.0000	0.0000	0.0000			0.0000			0.0000
Off-Road	0.1321	1.3351	2.2297	3.1200e-003		0.0541	0.0541		0.0498	0.0498	0.0000	302.0559	302.0559	0.0977		304.1074
Total	**0.1321**	**1.3351**	**2.2297**	**3.1200e-003**	**0.0000**	**0.0541**	**0.0541**	**0.0000**	**0.0498**	**0.0498**	**0.0000**	**302.0559**	**302.0559**	**0.0977**		**304.1074**

Mitigated Construction Off-Site

	ROG	NOx	CO	SO2	Fugitive PM10	Exhaust PM10	PM10 Total	Fugitive PM2.5	Exhaust PM2.5	PM2.5 Total	Bio- CO2	NBio- CO2	Total CO2	CH4	N2O	CO2e
Category	lb/day										lb/day					
Hauling	0.0000	0.0000	0.0000	0.0000	0.0000	0.0000	0.0000	0.0000	0.0000	0.0000		0.0000	0.0000	0.0000		0.0000
Vendor	0.0000	0.0000	0.0000	0.0000	0.0000	0.0000	0.0000	0.0000	0.0000	0.0000		0.0000	0.0000	0.0000		0.0000
Worker	5.5300e-003	6.1600e-003	0.0677	3.1000e-004	0.0246	1.9000e-004	0.0248	6.5400e-003	1.7000e-004	6.7100e-003		20.1455	20.1455	7.9000e-004		20.1620
Total	**5.5300e-003**	**6.1600e-003**	**0.0677**	**3.1000e-004**	**0.0246**	**1.9000e-004**	**0.0248**	**6.5400e-003**	**1.7000e-004**	**6.7100e-003**		**20.1455**	**20.1455**	**7.9000e-004**		**20.1620**

4.0 Operational Detail - Mobile

4.1 Mitigation Measures Mobile

	ROG	NOx	CO	SO2	Fugitive PM10	Exhaust PM10	PM10 Total	Fugitive PM2.5	Exhaust PM2.5	PM2.5 Total	Bio- CO2	NBio- CO2	Total CO2	CH4	N2O	CO2e
Category	lb/day										lb/day					
Mitigated	0.0000	0.0000	0.0000	0.0000	0.0000	0.0000	0.0000	0.0000	0.0000	0.0000		0.0000	0.0000	0.0000		0.0000
Unmitigated	0.0000	0.0000	0.0000	0.0000	0.0000	0.0000	0.0000	0.0000	0.0000	0.0000		0.0000	0.0000	0.0000		0.0000

4.2 Trip Summary Information

	Average Daily Trip Rate			Unmitigated	Mitigated
Land Use	Weekday	Saturday	Sunday	Annual VMT	Annual VMT
User Defined Industrial	0.00	0.00	0.00		
Total	0.00	0.00	0.00		

4.3 Trip Type Information

	Miles			Trip %			Trip Purpose %		
Land Use	H-W or C-W	H-S or C-C	H-O or C-NW	H-W or C-W	H-S or C-C	H-O or C-NW	Primary	Diverted	Pass-by
User Defined Industrial	9.50	7.30	7.30	0.00	0.00	0.00	0	0	0

LDA	LDT1	LDT2	MDV	LHD1	LHD2	MHD	HHD	OBUS	UBUS	MCY	SBUS	MH
0.511923	0.073395	0.191568	0.130918	0.036235	0.005199	0.012665	0.023708	0.001889	0.002027	0.006511	0.000534	0.003431

5.0 Energy Detail

4.4 Fleet Mix

Historical Energy Use: N

5.1 Mitigation Measures Energy

	ROG	NOx	CO	SO2	Fugitive PM10	Exhaust PM10	PM10 Total	Fugitive PM2.5	Exhaust PM2.5	PM2.5 Total	Bio- CO2	NBio- CO2	Total CO2	CH4	N2O	CO2e
Category	lb/day										lb/day					
NaturalGas Mitigated	0.0000	0.0000	0.0000	0.0000		0.0000	0.0000		0.0000	0.0000		0.0000	0.0000	0.0000	0.0000	0.0000
NaturalGas Unmitigated	0.0000	0.0000	0.0000	0.0000		0.0000	0.0000		0.0000	0.0000		0.0000	0.0000	0.0000	0.0000	0.0000

5.2 Energy by Land Use - NaturalGas

Unmitigated

	NaturalGas Use	ROG	NOx	CO	SO2	Fugitive PM10	Exhaust PM10	PM10 Total	Fugitive PM2.5	Exhaust PM2.5	PM2.5 Total	Bio- CO2	NBio- CO2	Total CO2	CH4	N2O	CO2e
Land Use	kBTU/yr	lb/day										lb/day					
User Defined Industrial	0	0.0000	0.0000	0.0000	0.0000		0.0000	0.0000		0.0000	0.0000		0.0000	0.0000	0.0000	0.0000	0.0000
Total		**0.0000**	**0.0000**	**0.0000**	**0.0000**		**0.0000**	**0.0000**		**0.0000**	**0.0000**		**0.0000**	**0.0000**	**0.0000**	**0.0000**	**0.0000**

Mitigated

	NaturalGas Use	ROG	NOx	CO	SO2	Fugitive PM10	Exhaust PM10	PM10 Total	Fugitive PM2.5	Exhaust PM2.5	PM2.5 Total	Bio- CO2	NBio- CO2	Total CO2	CH4	N2O	CO2e
Land Use	kBTU/yr	lb/day										lb/day					
User Defined Industrial	0	0.0000	0.0000	0.0000	0.0000		0.0000	0.0000		0.0000	0.0000		0.0000	0.0000	0.0000	0.0000	0.0000

Total		**0.0000**	**0.0000**	**0.0000**	**0.0000**		**0.0000**	**0.0000**		**0.0000**	**0.0000**		**0.0000**	**0.0000**	**0.0000**	**0.0000**	**0.0000**

6.0 Area Detail

6.1 Mitigation Measures Area

	ROG	NOx	CO	SO2	Fugitive PM10	Exhaust PM10	PM10 Total	Fugitive PM2.5	Exhaust PM2.5	PM2.5 Total	Bio- CO2	NBio- CO2	Total CO2	CH4	N2O	CO2e
Category	lb/day										lb/day					
Mitigated	1.0000e-005	0.0000	1.0000e-004	0.0000		0.0000	0.0000		0.0000	0.0000		2.2000e-004	2.2000e-004	0.0000		2.3000e-004
Unmitigated	1.0000e-005	0.0000	1.0000e-004	0.0000		0.0000	0.0000		0.0000	0.0000		2.2000e-004	2.2000e-004	0.0000		2.3000e-004

6.2 Area by SubCategory

Unmitigated

	ROG	NOx	CO	SO2	Fugitive PM10	Exhaust PM10	PM10 Total	Fugitive PM2.5	Exhaust PM2.5	PM2.5 Total	Bio- CO2	NBio- CO2	Total CO2	CH4	N2O	CO2e
SubCategory	lb/day										lb/day					
Architectural Coating	0.0000					0.0000	0.0000		0.0000	0.0000			0.0000			0.0000
Consumer Products	0.0000					0.0000	0.0000		0.0000	0.0000			0.0000			0.0000
Landscaping	1.0000e-005	0.0000	1.0000e-004	0.0000		0.0000	0.0000		0.0000	0.0000		2.2000e-004	2.2000e-004	0.0000		2.3000e-004
Total	**1.0000e-005**	**0.0000**	**1.0000e-004**	**0.0000**		**0.0000**	**0.0000**		**0.0000**	**0.0000**		**2.2000e-004**	**2.2000e-004**	**0.0000**		**2.3000e-004**

Mitigated

	ROG	NOx	CO	SO2	Fugitive PM10	Exhaust PM10	PM10 Total	Fugitive PM2.5	Exhaust PM2.5	PM2.5 Total	Bio- CO2	NBio- CO2	Total CO2	CH4	N2O	CO2e
SubCategory	lb/day										lb/day					
Consumer Products	0.0000					0.0000	0.0000		0.0000	0.0000			0.0000			0.0000
Landscaping	1.0000e-005	0.0000	1.0000e-004	0.0000		0.0000	0.0000		0.0000	0.0000		2.2000e-004	2.2000e-004	0.0000		2.3000e-004
Architectural Coating	0.0000					0.0000	0.0000		0.0000	0.0000			0.0000			0.0000
Total	**1.0000e-005**	**0.0000**	**1.0000e-004**	**0.0000**		**0.0000**	**0.0000**		**0.0000**	**0.0000**		**2.2000e-004**	**2.2000e-004**	**0.0000**		**2.3000e-004**

7.0 Water Detail

7.1 Mitigation Measures Water

8.0 Waste Detail

8.1 Mitigation Measures Waste

9.0 Operational Offroad

Equipment Type	Number	Hours/Day	Days/Year	Horse Power	Load Factor	Fuel Type

10.0 Vegetation

Central Area Purified Water Pipeline

San Diego Air Basin, Winter

1.0 Project Characteristics

1.1 Land Usage

Land Uses	Size	Metric	Lot Acreage	Floor Surface Area	Population
User Defined Industrial	1.00	User Defined Unit	0.00	0.00	0

1.2 Other Project Characteristics

Urbanization	Urban	**Wind Speed (m/s)**	2.6	**Precipitation Freq (Days)**	40
Climate Zone	13			**Operational Year**	2025
Utility Company	San Diego Gas & Electric				
CO2 Intensity (lb/MWhr)	720.49	**CH4 Intensity (lb/MWhr)**	0.029	**N2O Intensity (lb/MWhr)**	0.006

1.3 User Entered Comments & Non-Default Data

Project Characteristics -

Land Use -

Construction Phase - modified

Off-road Equipment - modified

Off-road Equipment - modified

Off-road Equipment - modified

Off-road Equipment - modified

Off-road Equipment - modified

Off-road Equipment - modified

Off-road Equipment - modified

Trips and VMT - default worker trips, 2 material delivery trucks/day during install, 5 haul trucks/day during trenching

Grading - modified

Construction Off-road Equipment Mitigation -

Table Name	Column Name	Default Value	New Value
tblConstructionPhase	NumDays	0.00	479.00
tblConstructionPhase	NumDays	0.00	490.00
tblConstructionPhase	NumDays	0.00	11.00
tblConstructionPhase	NumDays	0.00	10.00
tblConstructionPhase	NumDays	0.00	12.00
tblConstructionPhase	NumDays	0.00	20.00
tblConstructionPhase	PhaseEndDate	1/30/2030	3/30/2028
tblConstructionPhase	PhaseEndDate	4/14/2028	11/30/2026
tblConstructionPhase	PhaseEndDate	12/14/2026	5/30/2027
tblConstructionPhase	PhaseEndDate	6/15/2027	11/30/2027
tblConstructionPhase	PhaseEndDate	12/28/2027	4/30/2028
tblConstructionPhase	PhaseStartDate	3/31/2028	5/30/2026
tblConstructionPhase	PhaseStartDate	3/31/2028	11/15/2026
tblConstructionPhase	PhaseStartDate	12/1/2026	5/15/2027
tblConstructionPhase	PhaseStartDate	5/31/2027	11/15/2027
tblConstructionPhase	PhaseStartDate	12/1/2027	4/1/2028
tblGrading	MaterialExported	0.00	392,000.00
tblOffRoadEquipment	OffRoadEquipmentType		Trenchers
tblOffRoadEquipment	OffRoadEquipmentUnitAmount	4.00	0.00
tblOffRoadEquipment	OffRoadEquipmentUnitAmount	4.00	0.00
tblOffRoadEquipment	OffRoadEquipmentUnitAmount	4.00	0.00
tblOffRoadEquipment	OffRoadEquipmentUnitAmount	4.00	0.00
tblOffRoadEquipment	OffRoadEquipmentUnitAmount	1.00	0.00
tblOffRoadEquipment	OffRoadEquipmentUnitAmount	2.00	1.00
tblOffRoadEquipment	OffRoadEquipmentUnitAmount	2.00	1.00
tblOffRoadEquipment	OffRoadEquipmentUnitAmount	1.00	0.00
tblOffRoadEquipment	OffRoadEquipmentUnitAmount	1.00	0.00

tblOffRoadEquipment	OffRoadEquipmentUnitAmount	1.00	0.00
tblOffRoadEquipment	OffRoadEquipmentUnitAmount	1.00	0.00
tblOffRoadEquipment	UsageHours	7.00	8.00
tblOffRoadEquipment	UsageHours	7.00	8.00
tblOffRoadEquipment	UsageHours	7.00	8.00
tblOffRoadEquipment	UsageHours	7.00	8.00
tblOffRoadEquipment	UsageHours	7.00	8.00
tblOffRoadEquipment	UsageHours	7.00	8.00
tblOffRoadEquipment	UsageHours	7.00	8.00
tblOffRoadEquipment	UsageHours	7.00	8.00
tblOffRoadEquipment	UsageHours	1.00	8.00
tblOffRoadEquipment	UsageHours	6.00	8.00
tblOffRoadEquipment	UsageHours	7.00	8.00
tblProjectCharacteristics	OperationalYear	2014	2025
tblTripsAndVMT	HaulingTripNumber	49,000.00	4,900.00
tblTripsAndVMT	VendorTripNumber	0.00	4.00
tblTripsAndVMT	WorkerTripNumber	13.00	25.00
tblTripsAndVMT	WorkerTripNumber	0.00	15.00
tblTripsAndVMT	WorkerTripNumber	8.00	15.00
tblTripsAndVMT	WorkerTripNumber	8.00	15.00
tblTripsAndVMT	WorkerTripNumber	8.00	15.00
tblTripsAndVMT	WorkerTripNumber	8.00	15.00

2.0 Emissions Summary

2.1 Overall Construction (Maximum Daily Emission)

Unmitigated Construction

	ROG	NOx	CO	SO2	Fugitive PM10	Exhaust PM10	PM10 Total	Fugitive PM2.5	Exhaust PM2.5	PM2.5 Total	Bio- CO2	NBio- CO2	Total CO2	CH4	N2O	CO2e

Year	lb/day										lb/day					
2026	2.5057	22.0416	30.4243	0.0558	7.0476	1.0371	8.0846	3.5663	0.9541	4.5204	0.0000	5,214.7394	5,214.7394	1.3405	0.0000	5,242.8895
2027	2.4989	22.0258	30.3314	0.0558	6.9032	1.0371	7.9403	3.5309	0.9542	4.4850	0.0000	5,211.5665	5,211.5665	1.3402	0.0000	5,239.7102
2028	2.0167	17.7655	22.8323	0.0432	7.5440	0.8306	8.3746	3.6857	0.7642	4.4499	0.0000	4,034.4847	4,034.4847	0.9867	0.0000	4,055.2049
Total	**7.0213**	**61.8329**	**83.5880**	**0.1549**	**21.4948**	**2.9048**	**24.3995**	**10.7829**	**2.6725**	**13.4554**	**0.0000**	**14,460.7905**	**14,460.7905**	**3.6673**	**0.0000**	**14,537.8046**

Mitigated Construction

	ROG	NOx	CO	SO2	Fugitive PM10	Exhaust PM10	PM10 Total	Fugitive PM2.5	Exhaust PM2.5	PM2.5 Total	Bio- CO2	NBio- CO2	Total CO2	CH4	N2O	CO2e
Year	lb/day										lb/day					
2026	2.5057	22.0416	30.4243	0.0558	3.6736	1.0371	4.7107	1.7363	0.9541	2.6904	0.0000	5,214.7394	5,214.7394	1.3405	0.0000	5,242.8895
2027	2.4989	22.0258	30.3314	0.0558	3.5292	1.0371	4.5663	1.7009	0.9542	2.6551	0.0000	5,211.5665	5,211.5665	1.3402	0.0000	5,239.7102
2028	2.0167	17.7655	22.8323	0.0432	4.1700	0.8306	5.0007	1.8557	0.7642	2.6199	0.0000	4,034.4846	4,034.4846	0.9867	0.0000	4,055.2049
Total	**7.0213**	**61.8329**	**83.5880**	**0.1549**	**11.3728**	**2.9048**	**14.2776**	**5.2930**	**2.6725**	**7.9654**	**0.0000**	**14,460.7905**	**14,460.7905**	**3.6673**	**0.0000**	**14,537.8046**

	ROG	**NOx**	**CO**	**SO2**	**Fugitive PM10**	**Exhaust PM10**	**PM10 Total**	**Fugitive PM2.5**	**Exhaust PM2.5**	**PM2.5 Total**	**Bio- CO2**	**NBio-CO2**	**Total CO2**	**CH4**	**N20**	**CO2e**
Percent Reduction	**0.00**	**0.00**	**0.00**	**0.00**	**47.09**	**0.00**	**41.48**	**50.91**	**0.00**	**40.80**	**0.00**	**0.00**	**0.00**	**0.00**	**0.00**	**0.00**

2.2 Overall Operational

Unmitigated Operational

	ROG	NOx	CO	SO2	Fugitive PM10	Exhaust PM10	PM10 Total	Fugitive PM2.5	Exhaust PM2.5	PM2.5 Total	Bio- CO2	NBio- CO2	Total CO2	CH4	N2O	CO2e

Category	lb/day										lb/day					
Area	1.0000e-005	0.0000	1.0000e-004	0.0000		0.0000	0.0000		0.0000	0.0000		2.2000e-004	2.2000e-004	0.0000		2.3000e-004
Energy	0.0000	0.0000	0.0000	0.0000		0.0000	0.0000		0.0000	0.0000		0.0000	0.0000	0.0000	0.0000	0.0000
Mobile	0.0000	0.0000	0.0000	0.0000	0.0000	0.0000	0.0000	0.0000	0.0000	0.0000		0.0000	0.0000	0.0000		0.0000
Total	**1.0000e-005**	**0.0000**	**1.0000e-004**	**0.0000**	**0.0000**	**0.0000**	**0.0000**	**0.0000**	**0.0000**	**0.0000**		**2.2000e-004**	**2.2000e-004**	**0.0000**	**0.0000**	**2.3000e-004**

Mitigated Operational

	ROG	NOx	CO	SO2	Fugitive PM10	Exhaust PM10	PM10 Total	Fugitive PM2.5	Exhaust PM2.5	PM2.5 Total	Bio- CO2	NBio- CO2	Total CO2	CH4	N2O	CO2e
Category	lb/day										lb/day					
Area	1.0000e-005	0.0000	1.0000e-004	0.0000		0.0000	0.0000		0.0000	0.0000		2.2000e-004	2.2000e-004	0.0000		2.3000e-004
Energy	0.0000	0.0000	0.0000	0.0000		0.0000	0.0000		0.0000	0.0000		0.0000	0.0000	0.0000	0.0000	0.0000
Mobile	0.0000	0.0000	0.0000	0.0000	0.0000	0.0000	0.0000	0.0000	0.0000	0.0000		0.0000	0.0000	0.0000		0.0000
Total	**1.0000e-005**	**0.0000**	**1.0000e-004**	**0.0000**	**0.0000**	**0.0000**	**0.0000**	**0.0000**	**0.0000**	**0.0000**		**2.2000e-004**	**2.2000e-004**	**0.0000**	**0.0000**	**2.3000e-004**

	ROG	**NOx**	**CO**	**SO2**	**Fugitive PM10**	**Exhaust PM10**	**PM10 Total**	**Fugitive PM2.5**	**Exhaust PM2.5**	**PM2.5 Total**	**Bio- CO2**	**NBio-CO2**	**Total CO2**	**CH4**	**N20**	**CO2e**
Percent Reduction	**0.00**	**0.00**	**0.00**	**0.00**	**0.00**	**0.00**	**0.00**	**0.00**	**0.00**	**0.00**	**0.00**	**0.00**	**0.00**	**0.00**	**0.00**	**0.00**

3.0 Construction Detail

Construction Phase

Phase Number	Phase Name	Phase Type	Start Date	End Date	Num Days Week	Num Days	Phase Description
1	Trenching	Grading	5/15/2026	3/30/2028	5	490	

2	Installation	Building Construction	5/30/2026	3/30/2028	5	479	
3	Paving 1	Paving	11/15/2026	11/30/2026	5	11	
4	Paving 2	Paving	5/15/2027	5/30/2027	5	10	
5	Paving 3	Paving	11/15/2027	11/30/2027	5	12	
6	Final Paving	Paving	4/1/2028	4/30/2028	5	20	

Acres of Grading (Site Preparation Phase): 0

Acres of Grading (Grading Phase): 0

Acres of Paving: 0

Residential Indoor: 0; Residential Outdoor: 0; Non-Residential Indoor: 0; Non-Residential Outdoor: 0 (Architectural Coating – sqft)

OffRoad Equipment

Phase Name	Offroad Equipment Type	Amount	Usage Hours	Horse Power	Load Factor
Trenching	Concrete/Industrial Saws	0	8.00	81	0.73
Trenching	Excavators	1	8.00	162	0.38
Trenching	Rubber Tired Dozers	1	8.00	255	0.40
Trenching	Tractors/Loaders/Backhoes	2	8.00	97	0.37
Installation	Cranes	1	4.00	226	0.29
Installation	Forklifts	1	6.00	89	0.20
Installation	Tractors/Loaders/Backhoes	1	8.00	97	0.37
Paving 1	Cement and Mortar Mixers	0	6.00	9	0.56
Paving 1	Pavers	1	8.00	125	0.42
Paving 1	Paving Equipment	1	8.00	130	0.36
Paving 1	Rollers	1	8.00	80	0.38
Paving 1	Tractors/Loaders/Backhoes	0	7.00	97	0.37
Paving 2	Cement and Mortar Mixers	0	6.00	9	0.56
Paving 2	Pavers	1	8.00	125	0.42
Paving 2	Paving Equipment	1	8.00	130	0.36
Paving 2	Rollers	1	8.00	80	0.38
Paving 2	Tractors/Loaders/Backhoes	0	8.00	97	0.37

Paving 3	Cement and Mortar Mixers	0	6.00	9	0.56
Paving 3	Pavers	1	8.00	125	0.42
Paving 3	Paving Equipment	1	8.00	130	0.36
Paving 3	Rollers	1	8.00	80	0.38
Paving 3	Tractors/Loaders/Backhoes	0	7.00	97	0.37
Final Paving	Cement and Mortar Mixers	0	6.00	9	0.56
Final Paving	Pavers	1	8.00	125	0.42
Final Paving	Paving Equipment	1	8.00	130	0.36
Final Paving	Rollers	1	8.00	80	0.38
Final Paving	Tractors/Loaders/Backhoes	0	7.00	97	0.37
Trenching	Trenchers	1	8.00	80	0.50

Trips and VMT

Phase Name	Offroad Equipment Count	Worker Trip Number	Vendor Trip Number	Hauling Trip Number	Worker Trip Length	Vendor Trip Length	Hauling Trip Length	Worker Vehicle Class	Vendor Vehicle Class	Hauling Vehicle Class
Trenching	5	25.00	0.00	4,900.00	10.80	7.30	20.00	LD_Mix	HDT_Mix	HHDT
Installation	3	15.00	4.00	0.00	10.80	7.30	20.00	LD_Mix	HDT_Mix	HHDT
Paving 1	3	15.00	0.00	0.00	10.80	7.30	20.00	LD_Mix	HDT_Mix	HHDT
Paving 2	3	15.00	0.00	0.00	10.80	7.30	20.00	LD_Mix	HDT_Mix	HHDT
Paving 3	3	15.00	0.00	0.00	10.80	7.30	20.00	LD_Mix	HDT_Mix	HHDT
Final Paving	3	15.00	0.00	0.00	10.80	7.30	20.00	LD_Mix	HDT_Mix	HHDT

3.1 Mitigation Measures Construction

Water Exposed Area

Clean Paved Roads

3.2 Trenching - 2026

Unmitigated Construction On-Site

	ROG	NOx	CO	SO2	Fugitive PM10	Exhaust PM10	PM10 Total	Fugitive PM2.5	Exhaust PM2.5	PM2.5 Total	Bio- CO2	NBio- CO2	Total CO2	CH4	N2O	CO2e
Category	lb/day										lb/day					
Fugitive Dust					6.1345	0.0000	6.1345	3.3273	0.0000	3.3273			0.0000			0.0000
Off-Road	1.4176	13.0033	15.7588	0.0239		0.6416	0.6416		0.5903	0.5903		2,314.7272	2,314.7272	0.7486		2,330.4485
Total	**1.4176**	**13.0033**	**15.7588**	**0.0239**	**6.1345**	**0.6416**	**6.7761**	**3.3273**	**0.5903**	**3.9176**		**2,314.7272**	**2,314.7272**	**0.7486**		**2,330.4485**

Unmitigated Construction Off-Site

	ROG	NOx	CO	SO2	Fugitive PM10	Exhaust PM10	PM10 Total	Fugitive PM2.5	Exhaust PM2.5	PM2.5 Total	Bio- CO2	NBio- CO2	Total CO2	CH4	N2O	CO2e
Category	lb/day										lb/day					
Hauling	0.1484	1.0486	1.9530	7.3800e-003	0.4347	0.0304	0.4651	0.1117	0.0280	0.1396		693.6717	693.6717	4.9100e-003		693.7748
Vendor	0.0000	0.0000	0.0000	0.0000	0.0000	0.0000	0.0000	0.0000	0.0000	0.0000		0.0000	0.0000	0.0000		0.0000
Worker	0.0516	0.0610	0.5648	2.4400e-003	0.2054	1.5400e-003	0.2069	0.0545	1.4300e-003	0.0559		160.2508	160.2508	6.8300e-003		160.3943
Total	**0.1999**	**1.1096**	**2.5178**	**9.8200e-003**	**0.6401**	**0.0319**	**0.6720**	**0.1661**	**0.0294**	**0.1955**		**853.9225**	**853.9225**	**0.0117**		**854.1692**

Mitigated Construction On-Site

	ROG	NOx	CO	SO2	Fugitive PM10	Exhaust PM10	PM10 Total	Fugitive PM2.5	Exhaust PM2.5	PM2.5 Total	Bio- CO2	NBio- CO2	Total CO2	CH4	N2O	CO2e
Category	lb/day										lb/day					
Fugitive Dust					2.7605	0.0000	2.7605	1.4973	0.0000	1.4973			0.0000			0.0000

Off-Road	1.4176	13.0033	15.7588	0.0239		0.6416	0.6416		0.5903	0.5903	0.0000	2,314.7272	2,314.7272	0.7486		2,330.4485
Total	**1.4176**	**13.0033**	**15.7588**	**0.0239**	**2.7605**	**0.6416**	**3.4022**	**1.4973**	**0.5903**	**2.0876**	**0.0000**	**2,314.7272**	**2,314.7272**	**0.7486**		**2,330.4485**

Mitigated Construction Off-Site

	ROG	NOx	CO	SO2	Fugitive PM10	Exhaust PM10	PM10 Total	Fugitive PM2.5	Exhaust PM2.5	PM2.5 Total	Bio- CO2	NBio- CO2	Total CO2	CH4	N2O	CO2e
Category	lb/day										lb/day					
Hauling	0.1484	1.0486	1.9530	7.3800e-003	0.4347	0.0304	0.4651	0.1117	0.0280	0.1396		693.6717	693.6717	4.9100e-003		693.7748
Vendor	0.0000	0.0000	0.0000	0.0000	0.0000	0.0000	0.0000	0.0000	0.0000	0.0000		0.0000	0.0000	0.0000		0.0000
Worker	0.0516	0.0610	0.5648	2.4400e-003	0.2054	1.5400e-003	0.2069	0.0545	1.4300e-003	0.0559		160.2508	160.2508	6.8300e-003		160.3943
Total	**0.1999**	**1.1096**	**2.5178**	**9.8200e-003**	**0.6401**	**0.0319**	**0.6720**	**0.1661**	**0.0294**	**0.1955**		**853.9225**	**853.9225**	**0.0117**		**854.1692**

3.2 Trenching - 2027

Unmitigated Construction On-Site

	ROG	NOx	CO	SO2	Fugitive PM10	Exhaust PM10	PM10 Total	Fugitive PM2.5	Exhaust PM2.5	PM2.5 Total	Bio- CO2	NBio- CO2	Total CO2	CH4	N2O	CO2e
Category	lb/day										lb/day					
Fugitive Dust					6.1345	0.0000	6.1345	3.3273	0.0000	3.3273			0.0000			0.0000
Off-Road	1.4176	13.0033	15.7588	0.0239		0.6416	0.6416		0.5903	0.5903		2,314.7272	2,314.7272	0.7486		2,330.4485
Total	**1.4176**	**13.0033**	**15.7588**	**0.0239**	**6.1345**	**0.6416**	**6.7761**	**3.3273**	**0.5903**	**3.9176**		**2,314.7272**	**2,314.7272**	**0.7486**		**2,330.4485**

Unmitigated Construction Off-Site

	ROG	NOx	CO	SO2	Fugitive PM10	Exhaust PM10	PM10 Total	Fugitive PM2.5	Exhaust PM2.5	PM2.5 Total	Bio- CO2	NBio- CO2	Total CO2	CH4	N2O	CO2e
Category	lb/day										lb/day					
Hauling	0.1458	1.0384	1.9096	7.3800e-003	0.2903	0.0304	0.3207	0.0762	0.0280	0.1042		693.7096	693.7096	4.9200e-003		693.8129
Vendor	0.0000	0.0000	0.0000	0.0000	0.0000	0.0000	0.0000	0.0000	0.0000	0.0000		0.0000	0.0000	0.0000		0.0000
Worker	0.0499	0.0592	0.5476	2.4400e-003	0.2054	1.5600e-003	0.2069	0.0545	1.4500e-003	0.0559		158.7865	158.7865	6.6900e-003		158.9270
Total	**0.1957**	**1.0976**	**2.4571**	**9.8200e-003**	**0.4957**	**0.0320**	**0.5277**	**0.1307**	**0.0294**	**0.1601**		**852.4961**	**852.4961**	**0.0116**		**852.7399**

Mitigated Construction On-Site

	ROG	NOx	CO	SO2	Fugitive PM10	Exhaust PM10	PM10 Total	Fugitive PM2.5	Exhaust PM2.5	PM2.5 Total	Bio- CO2	NBio- CO2	Total CO2	CH4	N2O	CO2e
Category	lb/day										lb/day					
Fugitive Dust					2.7605	0.0000	2.7605	1.4973	0.0000	1.4973			0.0000			0.0000
Off-Road	1.4176	13.0033	15.7588	0.0239		0.6416	0.6416		0.5903	0.5903	0.0000	2,314.7272	2,314.7272	0.7486		2,330.4485
Total	**1.4176**	**13.0033**	**15.7588**	**0.0239**	**2.7605**	**0.6416**	**3.4022**	**1.4973**	**0.5903**	**2.0876**	**0.0000**	**2,314.7272**	**2,314.7272**	**0.7486**		**2,330.4485**

Mitigated Construction Off-Site

	ROG	NOx	CO	SO2	Fugitive PM10	Exhaust PM10	PM10 Total	Fugitive PM2.5	Exhaust PM2.5	PM2.5 Total	Bio- CO2	NBio- CO2	Total CO2	CH4	N2O	CO2e
Category	lb/day										lb/day					

Hauling	0.1458	1.0384	1.9096	7.3800e-003	0.2903	0.0304	0.3207	0.0762	0.0280	0.1042		693.7096	693.7096	4.9200e-003		693.8129
Vendor	0.0000	0.0000	0.0000	0.0000	0.0000	0.0000	0.0000	0.0000	0.0000	0.0000		0.0000	0.0000	0.0000		0.0000
Worker	0.0499	0.0592	0.5476	2.4400e-003	0.2054	1.5600e-003	0.2069	0.0545	1.4500e-003	0.0559		158.7865	158.7865	6.6900e-003		158.9270
Total	**0.1957**	**1.0976**	**2.4571**	**9.8200e-003**	**0.4957**	**0.0320**	**0.5277**	**0.1307**	**0.0294**	**0.1601**		**852.4961**	**852.4961**	**0.0116**		**852.7399**

3.2 Trenching - 2028

Unmitigated Construction On-Site

	ROG	NOx	CO	SO2	Fugitive PM10	Exhaust PM10	PM10 Total	Fugitive PM2.5	Exhaust PM2.5	PM2.5 Total	Bio- CO2	NBio- CO2	Total CO2	CH4	N2O	CO2e
Category	lb/day										lb/day					
Fugitive Dust					6.1345	0.0000	6.1345	3.3273	0.0000	3.3273			0.0000			0.0000
Off-Road	1.4176	13.0033	15.7588	0.0239		0.6416	0.6416		0.5903	0.5903		2,314.7272	2,314.7272	0.7486		2,330.4485
Total	**1.4176**	**13.0033**	**15.7588**	**0.0239**	**6.1345**	**0.6416**	**6.7761**	**3.3273**	**0.5903**	**3.9176**		**2,314.7272**	**2,314.7272**	**0.7486**		**2,330.4485**

Unmitigated Construction Off-Site

	ROG	NOx	CO	SO2	Fugitive PM10	Exhaust PM10	PM10 Total	Fugitive PM2.5	Exhaust PM2.5	PM2.5 Total	Bio- CO2	NBio- CO2	Total CO2	CH4	N2O	CO2e
Category	lb/day										lb/day					
Hauling	0.1451	1.0284	1.9059	7.3800e-003	1.0544	0.0303	1.0847	0.2637	0.0279	0.2916		693.7804	693.7804	4.9100e-003		693.8834
Vendor	0.0000	0.0000	0.0000	0.0000	0.0000	0.0000	0.0000	0.0000	0.0000	0.0000		0.0000	0.0000	0.0000		0.0000
Worker	0.0483	0.0574	0.5319	2.4400e-003	0.2054	1.5700e-003	0.2069	0.0545	1.4600e-003	0.0559		157.5398	157.5398	6.5600e-003		157.6775
Total	**0.1934**	**1.0858**	**2.4378**	**9.8200e-003**	**1.2597**	**0.0319**	**1.2916**	**0.3182**	**0.0293**	**0.3476**		**851.3201**	**851.3201**	**0.0115**		**851.5609**

Mitigated Construction On-Site

	ROG	NOx	CO	SO2	Fugitive PM10	Exhaust PM10	PM10 Total	Fugitive PM2.5	Exhaust PM2.5	PM2.5 Total	Bio- CO2	NBio- CO2	Total CO2	CH4	N2O	CO2e
Category	lb/day										lb/day					
Fugitive Dust					2.7605	0.0000	2.7605	1.4973	0.0000	1.4973			0.0000			0.0000
Off-Road	1.4176	13.0033	15.7588	0.0239		0.6416	0.6416		0.5903	0.5903	0.0000	2,314.7272	2,314.7272	0.7486		2,330.4485
Total	**1.4176**	**13.0033**	**15.7588**	**0.0239**	**2.7605**	**0.6416**	**3.4022**	**1.4973**	**0.5903**	**2.0876**	**0.0000**	**2,314.7272**	**2,314.7272**	**0.7486**		**2,330.4485**

Mitigated Construction Off-Site

	ROG	NOx	CO	SO2	Fugitive PM10	Exhaust PM10	PM10 Total	Fugitive PM2.5	Exhaust PM2.5	PM2.5 Total	Bio- CO2	NBio- CO2	Total CO2	CH4	N2O	CO2e
Category	lb/day										lb/day					
Hauling	0.1451	1.0284	1.9059	7.3800e-003	1.0544	0.0303	1.0847	0.2637	0.0279	0.2916		693.7804	693.7804	4.9100e-003		693.8834
Vendor	0.0000	0.0000	0.0000	0.0000	0.0000	0.0000	0.0000	0.0000	0.0000	0.0000		0.0000	0.0000	0.0000		0.0000
Worker	0.0483	0.0574	0.5319	2.4400e-003	0.2054	1.5700e-003	0.2069	0.0545	1.4600e-003	0.0559		157.5398	157.5398	6.5600e-003		157.6775
Total	**0.1934**	**1.0858**	**2.4378**	**9.8200e-003**	**1.2597**	**0.0319**	**1.2916**	**0.3182**	**0.0293**	**0.3476**		**851.3201**	**851.3201**	**0.0115**		**851.5609**

3.3 Installation - 2026

Unmitigated Construction On-Site

	ROG	NOx	CO	SO2	Fugitive PM10	Exhaust PM10	PM10 Total	Fugitive PM2.5	Exhaust PM2.5	PM2.5 Total	Bio- CO2	NBio- CO2	Total CO2	CH4	N2O	CO2e
Category	lb/day										lb/day					
Off-Road	0.3503	3.4987	3.9294	7.0900e-003		0.1528	0.1528		0.1406	0.1406		686.4442	686.4442	0.2220		691.1064
Total	**0.3503**	**3.4987**	**3.9294**	**7.0900e-003**		**0.1528**	**0.1528**		**0.1406**	**0.1406**		**686.4442**	**686.4442**	**0.2220**		**691.1064**

Unmitigated Construction Off-Site

	ROG	NOx	CO	SO2	Fugitive PM10	Exhaust PM10	PM10 Total	Fugitive PM2.5	Exhaust PM2.5	PM2.5 Total	Bio- CO2	NBio- CO2	Total CO2	CH4	N2O	CO2e
Category	lb/day										lb/day					
Hauling	0.0000	0.0000	0.0000	0.0000	0.0000	0.0000	0.0000	0.0000	0.0000	0.0000		0.0000	0.0000	0.0000		0.0000
Vendor	0.0274	0.1460	0.4014	9.3000e-004	0.0266	3.3400e-003	0.0299	7.5700e-003	3.0800e-003	0.0107		87.4462	87.4462	6.4000e-004		87.4595
Worker	0.0309	0.0366	0.3389	1.4700e-003	0.1232	9.3000e-004	0.1242	0.0327	8.6000e-004	0.0335		96.1505	96.1505	4.1000e-003		96.2366
Total	**0.0583**	**0.1826**	**0.7403**	**2.4000e-003**	**0.1498**	**4.2700e-003**	**0.1540**	**0.0403**	**3.9400e-003**	**0.0442**		**183.5967**	**183.5967**	**4.7400e-003**		**183.6961**

Mitigated Construction On-Site

	ROG	NOx	CO	SO2	Fugitive PM10	Exhaust PM10	PM10 Total	Fugitive PM2.5	Exhaust PM2.5	PM2.5 Total	Bio- CO2	NBio- CO2	Total CO2	CH4	N2O	CO2e
Category	lb/day										lb/day					
Off-Road	0.3503	3.4987	3.9294	7.0900e-003		0.1528	0.1528		0.1406	0.1406	0.0000	686.4442	686.4442	0.2220		691.1064

Total	**0.3503**	**3.4987**	**3.9294**	**7.0900e-003**		**0.1528**	**0.1528**		**0.1406**	**0.1406**	**0.0000**	**686.4442**	**686.4442**	**0.2220**		**691.1064**

Mitigated Construction Off-Site

	ROG	NOx	CO	SO2	Fugitive PM10	Exhaust PM10	PM10 Total	Fugitive PM2.5	Exhaust PM2.5	PM2.5 Total	Bio- CO2	NBio- CO2	Total CO2	CH4	N2O	CO2e
Category	lb/day										lb/day					
Hauling	0.0000	0.0000	0.0000	0.0000	0.0000	0.0000	0.0000	0.0000	0.0000	0.0000		0.0000	0.0000	0.0000		0.0000
Vendor	0.0274	0.1460	0.4014	9.3000e-004	0.0266	3.3400e-003	0.0299	7.5700e-003	3.0800e-003	0.0107		87.4462	87.4462	6.4000e-004		87.4595
Worker	0.0309	0.0366	0.3389	1.4700e-003	0.1232	9.3000e-004	0.1242	0.0327	8.6000e-004	0.0335		96.1505	96.1505	4.1000e-003		96.2366
Total	**0.0583**	**0.1826**	**0.7403**	**2.4000e-003**	**0.1498**	**4.2700e-003**	**0.1540**	**0.0403**	**3.9400e-003**	**0.0442**		**183.5967**	**183.5967**	**4.7400e-003**		**183.6961**

3.3 Installation - 2027

Unmitigated Construction On-Site

	ROG	NOx	CO	SO2	Fugitive PM10	Exhaust PM10	PM10 Total	Fugitive PM2.5	Exhaust PM2.5	PM2.5 Total	Bio- CO2	NBio- CO2	Total CO2	CH4	N2O	CO2e
Category	lb/day										lb/day					
Off-Road	0.3503	3.4987	3.9294	7.0900e-003		0.1528	0.1528		0.1406	0.1406		686.4442	686.4442	0.2220		691.1064
Total	**0.3503**	**3.4987**	**3.9294**	**7.0900e-003**		**0.1528**	**0.1528**		**0.1406**	**0.1406**		**686.4442**	**686.4442**	**0.2220**		**691.1064**

Unmitigated Construction Off-Site

	ROG	NOx	CO	SO2	Fugitive PM10	Exhaust PM10	PM10 Total	Fugitive PM2.5	Exhaust PM2.5	PM2.5 Total	Bio- CO2	NBio- CO2	Total CO2	CH4	N2O	CO2e
Category	lb/day										lb/day					
Hauling	0.0000	0.0000	0.0000	0.0000	0.0000	0.0000	0.0000	0.0000	0.0000	0.0000		0.0000	0.0000	0.0000		0.0000
Vendor	0.0267	0.1445	0.3900	9.3000e-004	0.0266	3.3500e-003	0.0299	7.5800e-003	3.0800e-003	0.0107		87.4568	87.4568	6.4000e-004		87.4702
Worker	0.0300	0.0355	0.3285	1.4700e-003	0.1232	9.3000e-004	0.1242	0.0327	8.7000e-004	0.0336		95.2719	95.2719	4.0200e-003		95.3562
Total	**0.0566**	**0.1800**	**0.7185**	**2.4000e-003**	**0.1498**	**4.2800e-003**	**0.1541**	**0.0403**	**3.9500e-003**	**0.0442**		**182.7287**	**182.7287**	**4.6600e-003**		**182.8264**

Mitigated Construction On-Site

	ROG	NOx	CO	SO2	Fugitive PM10	Exhaust PM10	PM10 Total	Fugitive PM2.5	Exhaust PM2.5	PM2.5 Total	Bio- CO2	NBio- CO2	Total CO2	CH4	N2O	CO2e
Category	lb/day										lb/day					
Off-Road	0.3503	3.4987	3.9294	7.0900e-003		0.1528	0.1528		0.1406	0.1406	0.0000	686.4442	686.4442	0.2220		691.1064
Total	**0.3503**	**3.4987**	**3.9294**	**7.0900e-003**		**0.1528**	**0.1528**		**0.1406**	**0.1406**	**0.0000**	**686.4442**	**686.4442**	**0.2220**		**691.1064**

Mitigated Construction Off-Site

	ROG	NOx	CO	SO2	Fugitive PM10	Exhaust PM10	PM10 Total	Fugitive PM2.5	Exhaust PM2.5	PM2.5 Total	Bio- CO2	NBio- CO2	Total CO2	CH4	N2O	CO2e
Category	lb/day										lb/day					

Hauling	0.0000	0.0000	0.0000	0.0000	0.0000	0.0000	0.0000	0.0000	0.0000	0.0000		0.0000	0.0000	0.0000		0.0000
Vendor	0.0267	0.1445	0.3900	9.3000e-004	0.0266	3.3500e-003	0.0299	7.5800e-003	3.0800e-003	0.0107		87.4568	87.4568	6.4000e-004		87.4702
Worker	0.0300	0.0355	0.3285	1.4700e-003	0.1232	9.3000e-004	0.1242	0.0327	8.7000e-004	0.0336		95.2719	95.2719	4.0200e-003		95.3562
Total	**0.0566**	**0.1800**	**0.7185**	**2.4000e-003**	**0.1498**	**4.2800e-003**	**0.1541**	**0.0403**	**3.9500e-003**	**0.0442**		**182.7287**	**182.7287**	**4.6600e-003**		**182.8264**

3.3 Installation - 2028

Unmitigated Construction On-Site

	ROG	NOx	CO	SO2	Fugitive PM10	Exhaust PM10	PM10 Total	Fugitive PM2.5	Exhaust PM2.5	PM2.5 Total	Bio- CO2	NBio- CO2	Total CO2	CH4	N2O	CO2e
Category	lb/day										lb/day					
Off-Road	0.3503	3.4987	3.9294	7.0900e-003		0.1528	0.1528		0.1406	0.1406		686.4442	686.4442	0.2220		691.1064
Total	**0.3503**	**3.4987**	**3.9294**	**7.0900e-003**		**0.1528**	**0.1528**		**0.1406**	**0.1406**		**686.4442**	**686.4442**	**0.2220**		**691.1064**

Unmitigated Construction Off-Site

	ROG	NOx	CO	SO2	Fugitive PM10	Exhaust PM10	PM10 Total	Fugitive PM2.5	Exhaust PM2.5	PM2.5 Total	Bio- CO2	NBio- CO2	Total CO2	CH4	N2O	CO2e
Category	lb/day										lb/day					
Hauling	0.0000	0.0000	0.0000	0.0000	0.0000	0.0000	0.0000	0.0000	0.0000	0.0000		0.0000	0.0000	0.0000		0.0000
Vendor	0.0264	0.1433	0.3871	9.3000e-004	0.0266	3.3400e-003	0.0299	7.5800e-003	3.0700e-003	0.0107		87.4693	87.4693	6.4000e-004		87.4826
Worker	0.0290	0.0345	0.3191	1.4700e-003	0.1232	9.4000e-004	0.1242	0.0327	8.7000e-004	0.0336		94.5239	94.5239	3.9400e-003		94.6065
Total	**0.0554**	**0.1777**	**0.7063**	**2.4000e-003**	**0.1498**	**4.2800e-003**	**0.1541**	**0.0403**	**3.9400e-003**	**0.0442**		**181.9931**	**181.9931**	**4.5800e-003**		**182.0891**

Mitigated Construction On-Site

	ROG	NOx	CO	SO2	Fugitive PM10	Exhaust PM10	PM10 Total	Fugitive PM2.5	Exhaust PM2.5	PM2.5 Total	Bio- CO2	NBio- CO2	Total CO2	CH4	N2O	CO2e
Category	lb/day										lb/day					
Off-Road	0.3503	3.4987	3.9294	7.0900e-003		0.1528	0.1528		0.1406	0.1406	0.0000	686.4442	686.4442	0.2220		691.1064
Total	**0.3503**	**3.4987**	**3.9294**	**7.0900e-003**		**0.1528**	**0.1528**		**0.1406**	**0.1406**	**0.0000**	**686.4442**	**686.4442**	**0.2220**		**691.1064**

Mitigated Construction Off-Site

	ROG	NOx	CO	SO2	Fugitive PM10	Exhaust PM10	PM10 Total	Fugitive PM2.5	Exhaust PM2.5	PM2.5 Total	Bio- CO2	NBio- CO2	Total CO2	CH4	N2O	CO2e
Category	lb/day										lb/day					
Hauling	0.0000	0.0000	0.0000	0.0000	0.0000	0.0000	0.0000	0.0000	0.0000	0.0000		0.0000	0.0000	0.0000		0.0000
Vendor	0.0264	0.1433	0.3871	9.3000e-004	0.0266	3.3400e-003	0.0299	7.5800e-003	3.0700e-003	0.0107		87.4693	87.4693	6.4000e-004		87.4826
Worker	0.0290	0.0345	0.3191	1.4700e-003	0.1232	9.4000e-004	0.1242	0.0327	8.7000e-004	0.0336		94.5239	94.5239	3.9400e-003		94.6065
Total	**0.0554**	**0.1777**	**0.7063**	**2.4000e-003**	**0.1498**	**4.2800e-003**	**0.1541**	**0.0403**	**3.9400e-003**	**0.0442**		**181.9931**	**181.9931**	**4.5800e-003**		**182.0891**

3.4 Paving 1 - 2026

Unmitigated Construction On-Site

	ROG	NOx	CO	SO2	Fugitive PM10	Exhaust PM10	PM10 Total	Fugitive PM2.5	Exhaust PM2.5	PM2.5 Total	Bio- CO2	NBio- CO2	Total CO2	CH4	N2O	CO2e
Category	lb/day										lb/day					
Off-Road	0.4487	4.2108	7.1390	0.0112		0.2055	0.2055		0.1890	0.1890		1,079.8983	1,079.8983	0.3493		1,087.2328
Paving	0.0000					0.0000	0.0000		0.0000	0.0000			0.0000			0.0000
Total	**0.4487**	**4.2108**	**7.1390**	**0.0112**		**0.2055**	**0.2055**		**0.1890**	**0.1890**		**1,079.8983**	**1,079.8983**	**0.3493**		**1,087.2328**

Unmitigated Construction Off-Site

	ROG	NOx	CO	SO2	Fugitive PM10	Exhaust PM10	PM10 Total	Fugitive PM2.5	Exhaust PM2.5	PM2.5 Total	Bio- CO2	NBio- CO2	Total CO2	CH4	N2O	CO2e
Category	lb/day										lb/day					
Hauling	0.0000	0.0000	0.0000	0.0000	0.0000	0.0000	0.0000	0.0000	0.0000	0.0000		0.0000	0.0000	0.0000		0.0000
Vendor	0.0000	0.0000	0.0000	0.0000	0.0000	0.0000	0.0000	0.0000	0.0000	0.0000		0.0000	0.0000	0.0000		0.0000
Worker	0.0309	0.0366	0.3389	1.4700e-003	0.1232	9.3000e-004	0.1242	0.0327	8.6000e-004	0.0335		96.1505	96.1505	4.1000e-003		96.2366
Total	**0.0309**	**0.0366**	**0.3389**	**1.4700e-003**	**0.1232**	**9.3000e-004**	**0.1242**	**0.0327**	**8.6000e-004**	**0.0335**		**96.1505**	**96.1505**	**4.1000e-003**		**96.2366**

Mitigated Construction On-Site

	ROG	NOx	CO	SO2	Fugitive PM10	Exhaust PM10	PM10 Total	Fugitive PM2.5	Exhaust PM2.5	PM2.5 Total	Bio- CO2	NBio- CO2	Total CO2	CH4	N2O	CO2e
Category	lb/day										lb/day					
Off-Road	0.4487	4.2108	7.1390	0.0112		0.2055	0.2055		0.1890	0.1890	0.0000	1,079.8983	1,079.8983	0.3493		1,087.2328

Paving	0.0000					0.0000	0.0000		0.0000	0.0000			0.0000			0.0000
Total	**0.4487**	**4.2108**	**7.1390**	**0.0112**		**0.2055**	**0.2055**		**0.1890**	**0.1890**	**0.0000**	**1,079.8983**	**1,079.8983**	**0.3493**		**1,087.2328**

Mitigated Construction Off-Site

	ROG	NOx	CO	SO2	Fugitive PM10	Exhaust PM10	PM10 Total	Fugitive PM2.5	Exhaust PM2.5	PM2.5 Total	Bio- CO2	NBio- CO2	Total CO2	CH4	N2O	CO2e
Category	lb/day										lb/day					
Hauling	0.0000	0.0000	0.0000	0.0000	0.0000	0.0000	0.0000	0.0000	0.0000	0.0000		0.0000	0.0000	0.0000		0.0000
Vendor	0.0000	0.0000	0.0000	0.0000	0.0000	0.0000	0.0000	0.0000	0.0000	0.0000		0.0000	0.0000	0.0000		0.0000
Worker	0.0309	0.0366	0.3389	1.4700e-003	0.1232	9.3000e-004	0.1242	0.0327	8.6000e-004	0.0335		96.1505	96.1505	4.1000e-003		96.2366
Total	**0.0309**	**0.0366**	**0.3389**	**1.4700e-003**	**0.1232**	**9.3000e-004**	**0.1242**	**0.0327**	**8.6000e-004**	**0.0335**		**96.1505**	**96.1505**	**4.1000e-003**		**96.2366**

3.5 Paving 2 - 2027

Unmitigated Construction On-Site

	ROG	NOx	CO	SO2	Fugitive PM10	Exhaust PM10	PM10 Total	Fugitive PM2.5	Exhaust PM2.5	PM2.5 Total	Bio- CO2	NBio- CO2	Total CO2	CH4	N2O	CO2e
Category	lb/day										lb/day					
Off-Road	0.4487	4.2108	7.1390	0.0112		0.2055	0.2055		0.1890	0.1890		1,079.8983	1,079.8983	0.3493		1,087.2328
Paving	0.0000					0.0000	0.0000		0.0000	0.0000			0.0000			0.0000
Total	**0.4487**	**4.2108**	**7.1390**	**0.0112**		**0.2055**	**0.2055**		**0.1890**	**0.1890**		**1,079.8983**	**1,079.8983**	**0.3493**		**1,087.2328**

Unmitigated Construction Off-Site

	ROG	NOx	CO	SO2	Fugitive PM10	Exhaust PM10	PM10 Total	Fugitive PM2.5	Exhaust PM2.5	PM2.5 Total	Bio- CO2	NBio- CO2	Total CO2	CH4	N2O	CO2e
Category	lb/day										lb/day					
Hauling	0.0000	0.0000	0.0000	0.0000	0.0000	0.0000	0.0000	0.0000	0.0000	0.0000		0.0000	0.0000	0.0000		0.0000
Vendor	0.0000	0.0000	0.0000	0.0000	0.0000	0.0000	0.0000	0.0000	0.0000	0.0000		0.0000	0.0000	0.0000		0.0000
Worker	0.0300	0.0355	0.3285	1.4700e-003	0.1232	9.3000e-004	0.1242	0.0327	8.7000e-004	0.0336		95.2719	95.2719	4.0200e-003		95.3562
Total	**0.0300**	**0.0355**	**0.3285**	**1.4700e-003**	**0.1232**	**9.3000e-004**	**0.1242**	**0.0327**	**8.7000e-004**	**0.0336**		**95.2719**	**95.2719**	**4.0200e-003**		**95.3562**

Mitigated Construction On-Site

	ROG	NOx	CO	SO2	Fugitive PM10	Exhaust PM10	PM10 Total	Fugitive PM2.5	Exhaust PM2.5	PM2.5 Total	Bio- CO2	NBio- CO2	Total CO2	CH4	N2O	CO2e
Category	lb/day										lb/day					
Off-Road	0.4487	4.2108	7.1390	0.0112		0.2055	0.2055		0.1890	0.1890	0.0000	1,079.8983	1,079.8983	0.3493		1,087.2328
Paving	0.0000					0.0000	0.0000		0.0000	0.0000			0.0000			0.0000
Total	**0.4487**	**4.2108**	**7.1390**	**0.0112**		**0.2055**	**0.2055**		**0.1890**	**0.1890**	**0.0000**	**1,079.8983**	**1,079.8983**	**0.3493**		**1,087.2328**

Mitigated Construction Off-Site

	ROG	NOx	CO	SO2	Fugitive PM10	Exhaust PM10	PM10 Total	Fugitive PM2.5	Exhaust PM2.5	PM2.5 Total	Bio- CO2	NBio- CO2	Total CO2	CH4	N2O	CO2e
Category	lb/day										lb/day					

Hauling	0.0000	0.0000	0.0000	0.0000	0.0000	0.0000	0.0000	0.0000	0.0000	0.0000		0.0000	0.0000	0.0000		0.0000
Vendor	0.0000	0.0000	0.0000	0.0000	0.0000	0.0000	0.0000	0.0000	0.0000	0.0000		0.0000	0.0000	0.0000		0.0000
Worker	0.0300	0.0355	0.3285	1.4700e-003	0.1232	9.3000e-004	0.1242	0.0327	8.7000e-004	0.0336		95.2719	95.2719	4.0200e-003		95.3562
Total	**0.0300**	**0.0355**	**0.3285**	**1.4700e-003**	**0.1232**	**9.3000e-004**	**0.1242**	**0.0327**	**8.7000e-004**	**0.0336**		**95.2719**	**95.2719**	**4.0200e-003**		**95.3562**

3.6 Paving 3 - 2027

Unmitigated Construction On-Site

	ROG	NOx	CO	SO2	Fugitive PM10	Exhaust PM10	PM10 Total	Fugitive PM2.5	Exhaust PM2.5	PM2.5 Total	Bio- CO2	NBio- CO2	Total CO2	CH4	N2O	CO2e
Category	lb/day										lb/day					
Off-Road	0.4487	4.2108	7.1390	0.0112		0.2055	0.2055		0.1890	0.1890		1,079.8983	1,079.8983	0.3493		1,087.2328
Paving	0.0000					0.0000	0.0000		0.0000	0.0000			0.0000			0.0000
Total	**0.4487**	**4.2108**	**7.1390**	**0.0112**		**0.2055**	**0.2055**		**0.1890**	**0.1890**		**1,079.8983**	**1,079.8983**	**0.3493**		**1,087.2328**

Unmitigated Construction Off-Site

	ROG	NOx	CO	SO2	Fugitive PM10	Exhaust PM10	PM10 Total	Fugitive PM2.5	Exhaust PM2.5	PM2.5 Total	Bio- CO2	NBio- CO2	Total CO2	CH4	N2O	CO2e
Category	lb/day										lb/day					
Hauling	0.0000	0.0000	0.0000	0.0000	0.0000	0.0000	0.0000	0.0000	0.0000	0.0000		0.0000	0.0000	0.0000		0.0000
Vendor	0.0000	0.0000	0.0000	0.0000	0.0000	0.0000	0.0000	0.0000	0.0000	0.0000		0.0000	0.0000	0.0000		0.0000
Worker	0.0300	0.0355	0.3285	1.4700e-003	0.1232	9.3000e-004	0.1242	0.0327	8.7000e-004	0.0336		95.2719	95.2719	4.0200e-003		95.3562
Total	**0.0300**	**0.0355**	**0.3285**	**1.4700e-003**	**0.1232**	**9.3000e-004**	**0.1242**	**0.0327**	**8.7000e-004**	**0.0336**		**95.2719**	**95.2719**	**4.0200e-003**		**95.3562**

Mitigated Construction On-Site

	ROG	NOx	CO	SO2	Fugitive PM10	Exhaust PM10	PM10 Total	Fugitive PM2.5	Exhaust PM2.5	PM2.5 Total	Bio- CO2	NBio- CO2	Total CO2	CH4	N2O	CO2e
Category	lb/day										lb/day					
Off-Road	0.4487	4.2108	7.1390	0.0112		0.2055	0.2055		0.1890	0.1890	0.0000	1,079.8983	1,079.8983	0.3493		1,087.2328
Paving	0.0000					0.0000	0.0000		0.0000	0.0000			0.0000			0.0000
Total	**0.4487**	**4.2108**	**7.1390**	**0.0112**		**0.2055**	**0.2055**		**0.1890**	**0.1890**	**0.0000**	**1,079.8983**	**1,079.8983**	**0.3493**		**1,087.2328**

Mitigated Construction Off-Site

	ROG	NOx	CO	SO2	Fugitive PM10	Exhaust PM10	PM10 Total	Fugitive PM2.5	Exhaust PM2.5	PM2.5 Total	Bio- CO2	NBio- CO2	Total CO2	CH4	N2O	CO2e
Category	lb/day										lb/day					
Hauling	0.0000	0.0000	0.0000	0.0000	0.0000	0.0000	0.0000	0.0000	0.0000	0.0000		0.0000	0.0000	0.0000		0.0000
Vendor	0.0000	0.0000	0.0000	0.0000	0.0000	0.0000	0.0000	0.0000	0.0000	0.0000		0.0000	0.0000	0.0000		0.0000
Worker	0.0300	0.0355	0.3285	1.4700e-003	0.1232	9.3000e-004	0.1242	0.0327	8.7000e-004	0.0336		95.2719	95.2719	4.0200e-003		95.3562
Total	**0.0300**	**0.0355**	**0.3285**	**1.4700e-003**	**0.1232**	**9.3000e-004**	**0.1242**	**0.0327**	**8.7000e-004**	**0.0336**		**95.2719**	**95.2719**	**4.0200e-003**		**95.3562**

3.7 Final Paving - 2028

Unmitigated Construction On-Site

	ROG	NOx	CO	SO2	Fugitive PM10	Exhaust PM10	PM10 Total	Fugitive PM2.5	Exhaust PM2.5	PM2.5 Total	Bio- CO2	NBio- CO2	Total CO2	CH4	N2O	CO2e
Category	lb/day										lb/day					
Off-Road	0.4487	4.2108	7.1390	0.0112		0.2055	0.2055		0.1890	0.1890		1,079.8983	1,079.8983	0.3493		1,087.2328
Paving	0.0000					0.0000	0.0000		0.0000	0.0000			0.0000			0.0000
Total	**0.4487**	**4.2108**	**7.1390**	**0.0112**		**0.2055**	**0.2055**		**0.1890**	**0.1890**		**1,079.8983**	**1,079.8983**	**0.3493**		**1,087.2328**

Unmitigated Construction Off-Site

	ROG	NOx	CO	SO2	Fugitive PM10	Exhaust PM10	PM10 Total	Fugitive PM2.5	Exhaust PM2.5	PM2.5 Total	Bio- CO2	NBio- CO2	Total CO2	CH4	N2O	CO2e
Category	lb/day										lb/day					
Hauling	0.0000	0.0000	0.0000	0.0000	0.0000	0.0000	0.0000	0.0000	0.0000	0.0000		0.0000	0.0000	0.0000		0.0000
Vendor	0.0000	0.0000	0.0000	0.0000	0.0000	0.0000	0.0000	0.0000	0.0000	0.0000		0.0000	0.0000	0.0000		0.0000
Worker	0.0290	0.0345	0.3191	1.4700e-003	0.1232	9.4000e-004	0.1242	0.0327	8.7000e-004	0.0336		94.5239	94.5239	3.9400e-003		94.6065
Total	**0.0290**	**0.0345**	**0.3191**	**1.4700e-003**	**0.1232**	**9.4000e-004**	**0.1242**	**0.0327**	**8.7000e-004**	**0.0336**		**94.5239**	**94.5239**	**3.9400e-003**		**94.6065**

Mitigated Construction On-Site

	ROG	NOx	CO	SO2	Fugitive PM10	Exhaust PM10	PM10 Total	Fugitive PM2.5	Exhaust PM2.5	PM2.5 Total	Bio- CO2	NBio- CO2	Total CO2	CH4	N2O	CO2e
Category	lb/day										lb/day					
Off-Road	0.4487	4.2108	7.1390	0.0112		0.2055	0.2055		0.1890	0.1890	0.0000	1,079.8983	1,079.8983	0.3493		1,087.2328

Paving	0.0000					0.0000	0.0000		0.0000	0.0000			0.0000			0.0000
Total	**0.4487**	**4.2108**	**7.1390**	**0.0112**		**0.2055**	**0.2055**		**0.1890**	**0.1890**	**0.0000**	**1,079.8983**	**1,079.8983**	**0.3493**		**1,087.2328**

Mitigated Construction Off-Site

	ROG	NOx	CO	SO2	Fugitive PM10	Exhaust PM10	PM10 Total	Fugitive PM2.5	Exhaust PM2.5	PM2.5 Total	Bio- CO2	NBio- CO2	Total CO2	CH4	N2O	CO2e
Category	lb/day										lb/day					
Hauling	0.0000	0.0000	0.0000	0.0000	0.0000	0.0000	0.0000	0.0000	0.0000	0.0000		0.0000	0.0000	0.0000		0.0000
Vendor	0.0000	0.0000	0.0000	0.0000	0.0000	0.0000	0.0000	0.0000	0.0000	0.0000		0.0000	0.0000	0.0000		0.0000
Worker	0.0290	0.0345	0.3191	1.4700e-003	0.1232	9.4000e-004	0.1242	0.0327	8.7000e-004	0.0336		94.5239	94.5239	3.9400e-003		94.6065
Total	**0.0290**	**0.0345**	**0.3191**	**1.4700e-003**	**0.1232**	**9.4000e-004**	**0.1242**	**0.0327**	**8.7000e-004**	**0.0336**		**94.5239**	**94.5239**	**3.9400e-003**		**94.6065**

4.0 Operational Detail - Mobile

4.1 Mitigation Measures Mobile

	ROG	NOx	CO	SO2	Fugitive PM10	Exhaust PM10	PM10 Total	Fugitive PM2.5	Exhaust PM2.5	PM2.5 Total	Bio- CO2	NBio- CO2	Total CO2	CH4	N2O	CO2e
Category	lb/day										lb/day					
Mitigated	0.0000	0.0000	0.0000	0.0000	0.0000	0.0000	0.0000	0.0000	0.0000	0.0000		0.0000	0.0000	0.0000		0.0000
Unmitigated	0.0000	0.0000	0.0000	0.0000	0.0000	0.0000	0.0000	0.0000	0.0000	0.0000		0.0000	0.0000	0.0000		0.0000

4.2 Trip Summary Information

	Average Daily Trip Rate			Unmitigated	Mitigated
Land Use	Weekday	Saturday	Sunday	Annual VMT	Annual VMT
User Defined Industrial	0.00	0.00	0.00		
Total	0.00	0.00	0.00		

4.3 Trip Type Information

	Miles			Trip %			Trip Purpose %		
Land Use	H-W or C-W	H-S or C-C	H-O or C-NW	H-W or C-W	H-S or C-C	H-O or C-NW	Primary	Diverted	Pass-by
User Defined Industrial	9.50	7.30	7.30	0.00	0.00	0.00	0	0	0

LDA	LDT1	LDT2	MDV	LHD1	LHD2	MHD	HHD	OBUS	UBUS	MCY	SBUS	MH
0.511923	0.073395	0.191568	0.130918	0.036235	0.005199	0.012665	0.023708	0.001889	0.002027	0.006511	0.000534	0.003431

5.0 Energy Detail

4.4 Fleet Mix

Historical Energy Use: N

5.1 Mitigation Measures Energy

	ROG	NOx	CO	SO2	Fugitive PM10	Exhaust PM10	PM10 Total	Fugitive PM2.5	Exhaust PM2.5	PM2.5 Total	Bio- CO2	NBio- CO2	Total CO2	CH4	N2O	CO2e
Category	lb/day										lb/day					
NaturalGas Mitigated	0.0000	0.0000	0.0000	0.0000		0.0000	0.0000		0.0000	0.0000		0.0000	0.0000	0.0000	0.0000	0.0000
NaturalGas Unmitigated	0.0000	0.0000	0.0000	0.0000		0.0000	0.0000		0.0000	0.0000		0.0000	0.0000	0.0000	0.0000	0.0000

5.2 Energy by Land Use - NaturalGas

Unmitigated

	NaturalGas Use	ROG	NOx	CO	SO2	Fugitive PM10	Exhaust PM10	PM10 Total	Fugitive PM2.5	Exhaust PM2.5	PM2.5 Total	Bio- CO2	NBio- CO2	Total CO2	CH4	N2O	CO2e
Land Use	kBTU/yr	lb/day										lb/day					
User Defined Industrial	0	0.0000	0.0000	0.0000	0.0000		0.0000	0.0000		0.0000	0.0000		0.0000	0.0000	0.0000	0.0000	0.0000
Total		**0.0000**	**0.0000**	**0.0000**	**0.0000**		**0.0000**	**0.0000**		**0.0000**	**0.0000**		**0.0000**	**0.0000**	**0.0000**	**0.0000**	**0.0000**

Mitigated

	NaturalGas Use	ROG	NOx	CO	SO2	Fugitive PM10	Exhaust PM10	PM10 Total	Fugitive PM2.5	Exhaust PM2.5	PM2.5 Total	Bio- CO2	NBio- CO2	Total CO2	CH4	N2O	CO2e
Land Use	kBTU/yr	lb/day										lb/day					
User Defined Industrial	0	0.0000	0.0000	0.0000	0.0000		0.0000	0.0000		0.0000	0.0000		0.0000	0.0000	0.0000	0.0000	0.0000
Total		**0.0000**	**0.0000**	**0.0000**	**0.0000**		**0.0000**	**0.0000**		**0.0000**	**0.0000**		**0.0000**	**0.0000**	**0.0000**	**0.0000**	**0.0000**

6.0 Area Detail

6.1 Mitigation Measures Area

	ROG	NOx	CO	SO2	Fugitive PM10	Exhaust PM10	PM10 Total	Fugitive PM2.5	Exhaust PM2.5	PM2.5 Total	Bio- CO2	NBio- CO2	Total CO2	CH4	N2O	CO2e

Category	lb/day										lb/day					
Mitigated	1.0000e-005	0.0000	1.0000e-004	0.0000		0.0000	0.0000		0.0000	0.0000		2.2000e-004	2.2000e-004	0.0000		2.3000e-004
Unmitigated	1.0000e-005	0.0000	1.0000e-004	0.0000		0.0000	0.0000		0.0000	0.0000		2.2000e-004	2.2000e-004	0.0000		2.3000e-004

6.2 Area by SubCategory

Unmitigated

	ROG	NOx	CO	SO2	Fugitive PM10	Exhaust PM10	PM10 Total	Fugitive PM2.5	Exhaust PM2.5	PM2.5 Total	Bio- CO2	NBio- CO2	Total CO2	CH4	N2O	CO2e
SubCategory	lb/day										lb/day					
Architectural Coating	0.0000					0.0000	0.0000		0.0000	0.0000			0.0000			0.0000
Consumer Products	0.0000					0.0000	0.0000		0.0000	0.0000			0.0000			0.0000
Landscaping	1.0000e-005	0.0000	1.0000e-004	0.0000		0.0000	0.0000		0.0000	0.0000		2.2000e-004	2.2000e-004	0.0000		2.3000e-004
Total	**1.0000e-005**	**0.0000**	**1.0000e-004**	**0.0000**		**0.0000**	**0.0000**		**0.0000**	**0.0000**		**2.2000e-004**	**2.2000e-004**	**0.0000**		**2.3000e-004**

Mitigated

	ROG	NOx	CO	SO2	Fugitive PM10	Exhaust PM10	PM10 Total	Fugitive PM2.5	Exhaust PM2.5	PM2.5 Total	Bio- CO2	NBio- CO2	Total CO2	CH4	N2O	CO2e
SubCategory	lb/day										lb/day					
Architectural Coating	0.0000					0.0000	0.0000		0.0000	0.0000			0.0000			0.0000
Consumer Products	0.0000					0.0000	0.0000		0.0000	0.0000			0.0000			0.0000
Landscaping	1.0000e-005	0.0000	1.0000e-004	0.0000		0.0000	0.0000		0.0000	0.0000		2.2000e-004	2.2000e-004	0.0000		2.3000e-004

Total	**1.0000e-005**	**0.0000**	**1.0000e-004**	**0.0000**		**0.0000**	**0.0000**		**0.0000**	**0.0000**		**2.2000e-004**	**2.2000e-004**	**0.0000**		**2.3000e-004**

7.0 Water Detail

7.1 Mitigation Measures Water

8.0 Waste Detail

8.1 Mitigation Measures Waste

9.0 Operational Offroad

Equipment Type	Number	Hours/Day	Days/Year	Horse Power	Load Factor	Fuel Type

10.0 Vegetation

Central Area Purified Water Pipeline - Tunneling

San Diego Air Basin, Winter

1.0 Project Characteristics

1.1 Land Usage

Land Uses	Size	Metric	Lot Acreage	Floor Surface Area	Population
User Defined Industrial	1.00	User Defined Unit	0.00	0.00	0

1.2 Other Project Characteristics

Urbanization	Urban	**Wind Speed (m/s)**	2.6	**Precipitation Freq (Days)**	40
Climate Zone	13			**Operational Year**	2025
Utility Company	San Diego Gas & Electric				
CO2 Intensity (lb/MWhr)	720.49	**CH4 Intensity (lb/MWhr)**	0.029	**N2O Intensity (lb/MWhr)**	0.006

1.3 User Entered Comments & Non-Default Data

Project Characteristics -

Land Use -

Construction Phase - modified

Off-road Equipment - modified

Trips and VMT - default worker trips, 2 material delivery trucks/day during install, 5 haul trucks/day during trenching

Grading - modified

Construction Off-road Equipment Mitigation -

Off-road Equipment - modified

Off-road Equipment - modified

Off-road Equipment - modified

Off-road Equipment - modified

Off-road Equipment - modified

Off-road Equipment - modified

Off-road Equipment - modified

Table Name	Column Name	Default Value	New Value
tblConstructionPhase	NumDays	0.00	23.00
tblConstructionPhase	NumDays	0.00	12.00
tblConstructionPhase	NumDays	0.00	418.00
tblConstructionPhase	NumDays	0.00	22.00
tblConstructionPhase	NumDays	0.00	7.00
tblConstructionPhase	NumDays	0.00	7.00
tblConstructionPhase	NumDays	0.00	22.00
tblGrading	AcresOfGrading	18.00	0.00
tblGrading	AcresOfGrading	33.00	0.00
tblGrading	MaterialExported	0.00	736.00
tblGrading	MaterialExported	0.00	33,440.00
tblGrading	MaterialExported	0.00	736.00
tblOffRoadEquipment	LoadFactor	0.48	0.48
tblOffRoadEquipment	LoadFactor	0.38	0.38
tblOffRoadEquipment	LoadFactor	0.50	0.50
tblOffRoadEquipment	LoadFactor	0.38	0.38
tblOffRoadEquipment	LoadFactor	0.50	0.50
tblOffRoadEquipment	LoadFactor	0.48	0.48
tblOffRoadEquipment	LoadFactor	0.38	0.38
tblOffRoadEquipment	LoadFactor	0.50	0.50
tblOffRoadEquipment	LoadFactor	0.34	0.34
tblOffRoadEquipment	OffRoadEquipmentType		Scrapers
tblOffRoadEquipment	OffRoadEquipmentType		Excavators
tblOffRoadEquipment	OffRoadEquipmentType		Trenchers
tblOffRoadEquipment	OffRoadEquipmentType		Crushing/Proc. Equipment
tblOffRoadEquipment	OffRoadEquipmentType		Excavators

tblOffRoadEquipment	OffRoadEquipmentType		Trenchers
tblOffRoadEquipment	OffRoadEquipmentType		Crushing/Proc. Equipment
tblOffRoadEquipment	OffRoadEquipmentType		Scrapers
tblOffRoadEquipment	OffRoadEquipmentType		Excavators
tblOffRoadEquipment	OffRoadEquipmentType		Trenchers
tblOffRoadEquipment	OffRoadEquipmentType		Crushing/Proc. Equipment
tblOffRoadEquipment	OffRoadEquipmentType		Other General Industrial Equipment
tblOffRoadEquipment	OffRoadEquipmentUnitAmount	2.00	1.00
tblOffRoadEquipment	OffRoadEquipmentUnitAmount	2.00	1.00
tblOffRoadEquipment	OffRoadEquipmentUnitAmount	2.00	1.00
tblOffRoadEquipment	OffRoadEquipmentUnitAmount	1.00	0.00
tblOffRoadEquipment	OffRoadEquipmentUnitAmount	1.00	0.00
tblOffRoadEquipment	OffRoadEquipmentUnitAmount	1.00	0.00
tblOffRoadEquipment	OffRoadEquipmentUnitAmount	1.00	0.00
tblOffRoadEquipment	OffRoadEquipmentUnitAmount	1.00	0.00
tblOffRoadEquipment	OffRoadEquipmentUnitAmount	1.00	0.00
tblOffRoadEquipment	UsageHours	6.00	8.00
tblOffRoadEquipment	UsageHours	6.00	7.00
tblOffRoadEquipment	UsageHours	6.00	8.00
tblOffRoadEquipment	UsageHours	8.00	7.00
tblProjectCharacteristics	OperationalYear	2014	2025
tblTripsAndVMT	VendorTripNumber	0.00	4.00

2.0 Emissions Summary

2.1 Overall Construction (Maximum Daily Emission)

Unmitigated Construction

	ROG	NOx	CO	SO2	Fugitive PM10	Exhaust PM10	PM10 Total	Fugitive PM2.5	Exhaust PM2.5	PM2.5 Total	Bio- CO2	NBio- CO2	Total CO2	CH4	N2O	CO2e

Year	lb/day										lb/day					
2026	1.2726	11.2888	15.1888	0.0283	1.3380	0.4972	1.8253	0.5634	0.4575	1.0206	0.0000	2,666.5521	2,666.5521	0.7646	0.0000	2,682.6095
2027	1.2692	9.9164	15.1364	0.0283	1.1246	0.4873	1.6119	0.5111	0.4572	0.9683	0.0000	2,665.8286	2,665.8286	0.4408	0.0000	2,675.0863
2028	1.2676	11.1417	15.1247	0.0283	2.9597	0.4939	3.4469	0.9615	0.4571	1.4186	0.0000	2,665.2510	2,665.2510	0.7639	0.0000	2,681.2932
Total	**3.8094**	**32.3470**	**45.4499**	**0.0850**	**5.4224**	**1.4784**	**6.8841**	**2.0360**	**1.3718**	**3.4075**	**0.0000**	**7,997.6317**	**7,997.6317**	**1.9694**	**0.0000**	**8,038.9889**

Mitigated Construction

	ROG	NOx	CO	SO2	Fugitive PM10	Exhaust PM10	PM10 Total	Fugitive PM2.5	Exhaust PM2.5	PM2.5 Total	Bio- CO2	NBio- CO2	Total CO2	CH4	N2O	CO2e
Year	lb/day										lb/day					
2026	1.2726	11.2888	15.1888	0.0283	0.9178	0.4972	1.4051	0.3349	0.4575	0.7921	0.0000	2,666.5521	2,666.5521	0.7646	0.0000	2,682.6095
2027	1.2692	9.9164	15.1364	0.0283	0.7044	0.4873	1.1917	0.2826	0.4572	0.7397	0.0000	2,665.8286	2,665.8286	0.4408	0.0000	2,675.0863
2028	1.2676	11.1417	15.1247	0.0283	2.5395	0.4939	3.0267	0.7330	0.4571	1.1901	0.0000	2,665.2510	2,665.2510	0.7639	0.0000	2,681.2932
Total	**3.8094**	**32.3470**	**45.4499**	**0.0850**	**4.1618**	**1.4784**	**5.6235**	**1.3505**	**1.3718**	**2.7219**	**0.0000**	**7,997.6317**	**7,997.6317**	**1.9694**	**0.0000**	**8,038.9889**

	ROG	**NOx**	**CO**	**SO2**	**Fugitive PM10**	**Exhaust PM10**	**PM10 Total**	**Fugitive PM2.5**	**Exhaust PM2.5**	**PM2.5 Total**	**Bio- CO2**	**NBio-CO2**	**Total CO2**	**CH4**	**N20**	**CO2e**
Percent Reduction	**0.00**	**0.00**	**0.00**	**0.00**	**23.25**	**0.00**	**18.31**	**33.67**	**0.00**	**20.12**	**0.00**	**0.00**	**0.00**	**0.00**	**0.00**	**0.00**

2.2 Overall Operational

Unmitigated Operational

	ROG	NOx	CO	SO2	Fugitive PM10	Exhaust PM10	PM10 Total	Fugitive PM2.5	Exhaust PM2.5	PM2.5 Total	Bio- CO2	NBio- CO2	Total CO2	CH4	N2O	CO2e

Category	lb/day										lb/day					
Area	1.0000e-005	0.0000	1.0000e-004	0.0000		0.0000	0.0000		0.0000	0.0000		2.2000e-004	2.2000e-004	0.0000		2.3000e-004
Energy	0.0000	0.0000	0.0000	0.0000		0.0000	0.0000		0.0000	0.0000		0.0000	0.0000	0.0000	0.0000	0.0000
Mobile	0.0000	0.0000	0.0000	0.0000	0.0000	0.0000	0.0000	0.0000	0.0000	0.0000		0.0000	0.0000	0.0000		0.0000
Total	**1.0000e-005**	**0.0000**	**1.0000e-004**	**0.0000**	**0.0000**	**0.0000**	**0.0000**	**0.0000**	**0.0000**	**0.0000**		**2.2000e-004**	**2.2000e-004**	**0.0000**	**0.0000**	**2.3000e-004**

Mitigated Operational

	ROG	NOx	CO	SO2	Fugitive PM10	Exhaust PM10	PM10 Total	Fugitive PM2.5	Exhaust PM2.5	PM2.5 Total	Bio- CO2	NBio- CO2	Total CO2	CH4	N2O	CO2e
Category	lb/day										lb/day					
Area	1.0000e-005	0.0000	1.0000e-004	0.0000		0.0000	0.0000		0.0000	0.0000		2.2000e-004	2.2000e-004	0.0000		2.3000e-004
Energy	0.0000	0.0000	0.0000	0.0000		0.0000	0.0000		0.0000	0.0000		0.0000	0.0000	0.0000	0.0000	0.0000
Mobile	0.0000	0.0000	0.0000	0.0000	0.0000	0.0000	0.0000	0.0000	0.0000	0.0000		0.0000	0.0000	0.0000		0.0000
Total	**1.0000e-005**	**0.0000**	**1.0000e-004**	**0.0000**	**0.0000**	**0.0000**	**0.0000**	**0.0000**	**0.0000**	**0.0000**		**2.2000e-004**	**2.2000e-004**	**0.0000**	**0.0000**	**2.3000e-004**

	ROG	**NOx**	**CO**	**SO2**	**Fugitive PM10**	**Exhaust PM10**	**PM10 Total**	**Fugitive PM2.5**	**Exhaust PM2.5**	**PM2.5 Total**	**Bio- CO2**	**NBio-CO2**	**Total CO2**	**CH4**	**N20**	**CO2e**
Percent Reduction	**0.00**	**0.00**	**0.00**	**0.00**	**0.00**	**0.00**	**0.00**	**0.00**	**0.00**	**0.00**	**0.00**	**0.00**	**0.00**	**0.00**	**0.00**	**0.00**

3.0 Construction Detail

Construction Phase

Phase Number	Phase Name	Phase Type	Start Date	End Date	Num Days Week	Num Days	Phase Description
1	Site Prep Portal 1	Site Preparation	5/15/2026	6/1/2026	5	12	

2	Excavation Portal 1	Grading	6/2/2026	7/2/2026	5	23	
3	Tunnel Excavation	Grading	7/3/2026	2/8/2028	5	418	
4	Site Prep Portal 2	Site Preparation	2/9/2028	3/9/2028	5	22	
5	Excavation Portal 2	Grading	3/10/2028	4/10/2028	5	22	
6	Pipeline Connection	Site Preparation	4/11/2028	4/19/2028	5	7	
7	Site Restoration	Site Preparation	4/20/2028	4/28/2028	5	7	

Acres of Grading (Site Preparation Phase): 0

Acres of Grading (Grading Phase): 0

Acres of Paving: 0

Residential Indoor: 0; Residential Outdoor: 0; Non-Residential Indoor: 0; Non-Residential Outdoor: 0 (Architectural Coating – sqft)

OffRoad Equipment

Phase Name	Offroad Equipment Type	Amount	Usage Hours	Horse Power	Load Factor
Site Prep Portal 1	Concrete/Industrial Saws	0	8.00	81	0.73
Site Prep Portal 1	Excavators	0	8.00	162	0.38
Site Prep Portal 1	Rubber Tired Dozers	0	8.00	255	0.40
Site Prep Portal 1	Tractors/Loaders/Backhoes	1	8.00	97	0.37
Site Prep Portal 1	Trenchers	0	8.00	80	0.50
Excavation Portal 1	Cranes	0	4.00	226	0.29
Excavation Portal 1	Forklifts	0	6.00	89	0.20
Excavation Portal 1	Tractors/Loaders/Backhoes	1	8.00	97	0.37
Tunnel Excavation	Cement and Mortar Mixers	0	6.00	9	0.56
Tunnel Excavation	Pavers	0	8.00	125	0.42
Tunnel Excavation	Paving Equipment	0	8.00	130	0.36
Tunnel Excavation	Rollers	0	8.00	80	0.38
Tunnel Excavation	Tractors/Loaders/Backhoes	1	7.00	97	0.37
Excavation Portal 2	Cement and Mortar Mixers	0	6.00	9	0.56
Excavation Portal 2	Pavers	0	8.00	125	0.42
Excavation Portal 2	Paving Equipment	0	8.00	130	0.36

Excavation Portal 2	Rollers	0	8.00	80	0.38
Excavation Portal 2	Tractors/Loaders/Backhoes	1	8.00	97	0.37
Pipeline Connection	Cement and Mortar Mixers	0	6.00	9	0.56
Pipeline Connection	Pavers	0	8.00	125	0.42
Pipeline Connection	Paving Equipment	0	8.00	130	0.36
Pipeline Connection	Rollers	0	8.00	80	0.38
Pipeline Connection	Tractors/Loaders/Backhoes	0	7.00	97	0.37
Site Restoration	Cement and Mortar Mixers	0	6.00	9	0.56
Site Restoration	Pavers	0	8.00	125	0.42
Site Restoration	Paving Equipment	0	8.00	130	0.36
Site Restoration	Rollers	0	8.00	80	0.38
Site Restoration	Tractors/Loaders/Backhoes	1	8.00	97	0.37
Excavation Portal 1	Concrete/Industrial Saws	0	8.00	81	0.73
Tunnel Excavation	Concrete/Industrial Saws	0	8.00	81	0.73
Excavation Portal 2	Concrete/Industrial Saws	0	8.00	81	0.73
Site Prep Portal 1	Graders	1	8.00	174	0.41
Pipeline Connection	Graders	0	8.00	174	0.41
Site Restoration	Graders	0	8.00	174	0.41
Excavation Portal 1	Rubber Tired Dozers	1	1.00	255	0.40
Tunnel Excavation	Rubber Tired Dozers	1	1.00	255	0.40
Excavation Portal 2	Rubber Tired Dozers	1	1.00	255	0.40
Site Prep Portal 2	Graders	1	8.00	174	0.41
Site Prep Portal 2	Tractors/Loaders/Backhoes	1	8.00	97	0.37
Site Prep Portal 1	Scrapers	1	8.00	361	0.48
Excavation Portal 1	Excavators	1	8.00	162	0.38
Excavation Portal 1	Trenchers	1	8.00	80	0.50
Excavation Portal 1	Crushing/Proc. Equipment	1	8.00	85	0.78
Tunnel Excavation	Excavators	1	8.00	162	0.38
Tunnel Excavation	Trenchers	1	8.00	80	0.50
Tunnel Excavation	Crushing/Proc. Equipment	1	8.00	85	0.78

Site Prep Portal 2	Scrapers	1	8.00	361	0.48
Excavation Portal 2	Excavators	1	8.00	162	0.38
Excavation Portal 2	Trenchers	1	8.00	80	0.50
Excavation Portal 2	Crushing/Proc. Equipment	1	8.00	85	0.78
Pipeline Connection	Other General Industrial Equipment	4	8.00	87	0.34

Trips and VMT

Phase Name	Offroad Equipment Count	Worker Trip Number	Vendor Trip Number	Hauling Trip Number	Worker Trip Length	Vendor Trip Length	Hauling Trip Length	Worker Vehicle Class	Vendor Vehicle Class	Hauling Vehicle Class
Site Prep Portal 1	3	8.00	4.00	0.00	10.80	7.30	20.00	LD_Mix	HDT_Mix	HHDT
Excavation Portal 1	5	13.00	0.00	92.00	10.80	7.30	20.00	LD_Mix	HDT_Mix	HHDT
Tunnel Excavation	5	13.00	0.00	4,180.00	10.80	7.30	20.00	LD_Mix	HDT_Mix	HHDT
Excavation Portal 2	5	13.00	0.00	92.00	10.80	7.30	20.00	LD_Mix	HDT_Mix	HHDT
Pipeline Connection	4	10.00	0.00	0.00	10.80	7.30	20.00	LD_Mix	HDT_Mix	HHDT
Site Restoration	1	3.00	0.00	0.00	10.80	7.30	20.00	LD_Mix	HDT_Mix	HHDT
Site Prep Portal 2	3	8.00	0.00	0.00	10.80	7.30	20.00	LD_Mix	HDT_Mix	HHDT

3.1 Mitigation Measures Construction

Water Exposed Area

3.2 Site Prep Portal 1 - 2026

Unmitigated Construction On-Site

	ROG	NOx	CO	SO2	Fugitive PM10	Exhaust PM10	PM10 Total	Fugitive PM2.5	Exhaust PM2.5	PM2.5 Total	Bio- CO2	NBio- CO2	Total CO2	CH4	N2O	CO2e
Category	lb/day										lb/day					
Fugitive Dust					0.0000	0.0000	0.0000	0.0000	0.0000	0.0000			0.0000			0.0000
Off-Road	1.2099	11.1233	11.8489	0.0243		0.4934	0.4934		0.4539	0.4539		2,355.4911	2,355.4911	0.7618		2,371.4892

Total	**1.2099**	**11.1233**	**11.8489**	**0.0243**	**0.0000**	**0.4934**	**0.4934**	**0.0000**	**0.4539**	**0.4539**		**2,355.4911**	**2,355.4911**	**0.7618**		**2,371.4892**

Unmitigated Construction Off-Site

	ROG	NOx	CO	SO2	Fugitive PM10	Exhaust PM10	PM10 Total	Fugitive PM2.5	Exhaust PM2.5	PM2.5 Total	Bio- CO2	NBio- CO2	Total CO2	CH4	N2O	CO2e
Category	lb/day										lb/day					
Hauling	0.0000	0.0000	0.0000	0.0000	0.0000	0.0000	0.0000	0.0000	0.0000	0.0000		0.0000	0.0000	0.0000		0.0000
Vendor	0.0274	0.1460	0.4014	9.3000e-004	0.0266	3.3400e-003	0.0299	7.5700e-003	3.0800e-003	0.0107		87.4462	87.4462	6.4000e-004		87.4595
Worker	0.0165	0.0195	0.1808	7.8000e-004	0.0657	4.9000e-004	0.0662	0.0174	4.6000e-004	0.0179		51.2803	51.2803	2.1900e-003		51.3262
Total	**0.0439**	**0.1655**	**0.5822**	**1.7100e-003**	**0.0923**	**3.8300e-003**	**0.0961**	**0.0250**	**3.5400e-003**	**0.0285**		**138.7264**	**138.7264**	**2.8300e-003**		**138.7857**

Mitigated Construction On-Site

	ROG	NOx	CO	SO2	Fugitive PM10	Exhaust PM10	PM10 Total	Fugitive PM2.5	Exhaust PM2.5	PM2.5 Total	Bio- CO2	NBio- CO2	Total CO2	CH4	N2O	CO2e
Category	lb/day										lb/day					
Fugitive Dust					0.0000	0.0000	0.0000	0.0000	0.0000	0.0000			0.0000			0.0000
Off-Road	1.2099	11.1233	11.8489	0.0243		0.4934	0.4934		0.4539	0.4539	0.0000	2,355.4911	2,355.4911	0.7618		2,371.4892
Total	**1.2099**	**11.1233**	**11.8489**	**0.0243**	**0.0000**	**0.4934**	**0.4934**	**0.0000**	**0.4539**	**0.4539**	**0.0000**	**2,355.4911**	**2,355.4911**	**0.7618**		**2,371.4892**

Mitigated Construction Off-Site

	ROG	NOx	CO	SO2	Fugitive PM10	Exhaust PM10	PM10 Total	Fugitive PM2.5	Exhaust PM2.5	PM2.5 Total	Bio- CO2	NBio- CO2	Total CO2	CH4	N2O	CO2e
Category	lb/day										lb/day					
Hauling	0.0000	0.0000	0.0000	0.0000	0.0000	0.0000	0.0000	0.0000	0.0000	0.0000		0.0000	0.0000	0.0000		0.0000
Vendor	0.0274	0.1460	0.4014	9.3000e-004	0.0266	3.3400e-003	0.0299	7.5700e-003	3.0800e-003	0.0107		87.4462	87.4462	6.4000e-004		87.4595
Worker	0.0165	0.0195	0.1808	7.8000e-004	0.0657	4.9000e-004	0.0662	0.0174	4.6000e-004	0.0179		51.2803	51.2803	2.1900e-003		51.3262
Total	**0.0439**	**0.1655**	**0.5822**	**1.7100e-003**	**0.0923**	**3.8300e-003**	**0.0961**	**0.0250**	**3.5400e-003**	**0.0285**		**138.7264**	**138.7264**	**2.8300e-003**		**138.7857**

3.3 Excavation Portal 1 - 2026

Unmitigated Construction On-Site

	ROG	NOx	CO	SO2	Fugitive PM10	Exhaust PM10	PM10 Total	Fugitive PM2.5	Exhaust PM2.5	PM2.5 Total	Bio- CO2	NBio- CO2	Total CO2	CH4	N2O	CO2e
Category	lb/day										lb/day					
Fugitive Dust					0.7573	0.0000	0.7573	0.4145	0.0000	0.4145			0.0000			0.0000
Off-Road	1.1139	9.0142	13.2209	0.0201		0.4628	0.4628		0.4347	0.4347		1,927.3070	1,927.3070	0.4447		1,936.6448
Total	**1.1139**	**9.0142**	**13.2209**	**0.0201**	**0.7573**	**0.4628**	**1.2201**	**0.4145**	**0.4347**	**0.8492**		**1,927.3070**	**1,927.3070**	**0.4447**		**1,936.6448**

Unmitigated Construction Off-Site

	ROG	NOx	CO	SO2	Fugitive PM10	Exhaust PM10	PM10 Total	Fugitive PM2.5	Exhaust PM2.5	PM2.5 Total	Bio- CO2	NBio- CO2	Total CO2	CH4	N2O	CO2e
Category	lb/day										lb/day					

Hauling	0.0593	0.4194	0.7812	2.9500e-003	0.0697	0.0122	0.0819	0.0191	0.0112	0.0303		277.4687	277.4687	1.9600e-003		277.5099
Vendor	0.0000	0.0000	0.0000	0.0000	0.0000	0.0000	0.0000	0.0000	0.0000	0.0000		0.0000	0.0000	0.0000		0.0000
Worker	0.0268	0.0317	0.2937	1.2700e-003	0.1068	8.0000e-004	0.1076	0.0283	7.4000e-004	0.0291		83.3304	83.3304	3.5500e-003		83.4050
Total	**0.0861**	**0.4512**	**1.0749**	**4.2200e-003**	**0.1765**	**0.0130**	**0.1895**	**0.0474**	**0.0119**	**0.0593**		**360.7991**	**360.7991**	**5.5100e-003**		**360.9150**

Mitigated Construction On-Site

	ROG	NOx	CO	SO2	Fugitive PM10	Exhaust PM10	PM10 Total	Fugitive PM2.5	Exhaust PM2.5	PM2.5 Total	Bio- CO2	NBio- CO2	Total CO2	CH4	N2O	CO2e
Category	lb/day										lb/day					
Fugitive Dust					0.3408	0.0000	0.3408	0.1865	0.0000	0.1865			0.0000			0.0000
Off-Road	1.1139	9.0142	13.2209	0.0201		0.4628	0.4628		0.4347	0.4347	0.0000	1,927.3070	1,927.3070	0.4447		1,936.6448
Total	**1.1139**	**9.0142**	**13.2209**	**0.0201**	**0.3408**	**0.4628**	**0.8036**	**0.1865**	**0.4347**	**0.6212**	**0.0000**	**1,927.3070**	**1,927.3070**	**0.4447**		**1,936.6448**

Mitigated Construction Off-Site

	ROG	NOx	CO	SO2	Fugitive PM10	Exhaust PM10	PM10 Total	Fugitive PM2.5	Exhaust PM2.5	PM2.5 Total	Bio- CO2	NBio- CO2	Total CO2	CH4	N2O	CO2e
Category	lb/day										lb/day					
Hauling	0.0593	0.4194	0.7812	2.9500e-003	0.0697	0.0122	0.0819	0.0191	0.0112	0.0303		277.4687	277.4687	1.9600e-003		277.5099
Vendor	0.0000	0.0000	0.0000	0.0000	0.0000	0.0000	0.0000	0.0000	0.0000	0.0000		0.0000	0.0000	0.0000		0.0000
Worker	0.0268	0.0317	0.2937	1.2700e-003	0.1068	8.0000e-004	0.1076	0.0283	7.4000e-004	0.0291		83.3304	83.3304	3.5500e-003		83.4050
Total	**0.0861**	**0.4512**	**1.0749**	**4.2200e-003**	**0.1765**	**0.0130**	**0.1895**	**0.0474**	**0.0119**	**0.0593**		**360.7991**	**360.7991**	**5.5100e-003**		**360.9150**

3.4 Tunnel Excavation - 2026

Unmitigated Construction On-Site

	ROG	NOx	CO	SO2	Fugitive PM10	Exhaust PM10	PM10 Total	Fugitive PM2.5	Exhaust PM2.5	PM2.5 Total	Bio- CO2	NBio- CO2	Total CO2	CH4	N2O	CO2e
Category	lb/day										lb/day					
Fugitive Dust					0.7640	0.0000	0.7640	0.4155	0.0000	0.4155			0.0000			0.0000
Off-Road	1.0974	8.8473	12.9421	0.0197		0.4561	0.4561		0.4285	0.4285		1,889.5500	1,889.5500	0.4325		1,898.6314
Total	**1.0974**	**8.8473**	**12.9421**	**0.0197**	**0.7640**	**0.4561**	**1.2201**	**0.4155**	**0.4285**	**0.8440**		**1,889.5500**	**1,889.5500**	**0.4325**		**1,898.6314**

Unmitigated Construction Off-Site

	ROG	NOx	CO	SO2	Fugitive PM10	Exhaust PM10	PM10 Total	Fugitive PM2.5	Exhaust PM2.5	PM2.5 Total	Bio- CO2	NBio- CO2	Total CO2	CH4	N2O	CO2e
Category	lb/day										lb/day					
Hauling	0.1484	1.0486	1.9530	7.3800e-003	0.4672	0.0304	0.4976	0.1196	0.0280	0.1476		693.6717	693.6717	4.9100e-003		693.7748
Vendor	0.0000	0.0000	0.0000	0.0000	0.0000	0.0000	0.0000	0.0000	0.0000	0.0000		0.0000	0.0000	0.0000		0.0000
Worker	0.0268	0.0317	0.2937	1.2700e-003	0.1068	8.0000e-004	0.1076	0.0283	7.4000e-004	0.0291		83.3304	83.3304	3.5500e-003		83.4050
Total	**0.1752**	**1.0803**	**2.2467**	**8.6500e-003**	**0.5740**	**0.0312**	**0.6052**	**0.1480**	**0.0287**	**0.1767**		**777.0021**	**777.0021**	**8.4600e-003**		**777.1799**

Mitigated Construction On-Site

	ROG	NOx	CO	SO2	Fugitive PM10	Exhaust PM10	PM10 Total	Fugitive PM2.5	Exhaust PM2.5	PM2.5 Total	Bio- CO2	NBio- CO2	Total CO2	CH4	N2O	CO2e
Category	lb/day										lb/day					
Fugitive Dust					0.3438	0.0000	0.3438	0.1870	0.0000	0.1870			0.0000			0.0000
Off-Road	1.0974	8.8473	12.9421	0.0197		0.4561	0.4561		0.4285	0.4285	0.0000	1,889.5500	1,889.5500	0.4325		1,898.6313
Total	**1.0974**	**8.8473**	**12.9421**	**0.0197**	**0.3438**	**0.4561**	**0.7999**	**0.1870**	**0.4285**	**0.6154**	**0.0000**	**1,889.5500**	**1,889.5500**	**0.4325**		**1,898.6313**

Mitigated Construction Off-Site

	ROG	NOx	CO	SO2	Fugitive PM10	Exhaust PM10	PM10 Total	Fugitive PM2.5	Exhaust PM2.5	PM2.5 Total	Bio- CO2	NBio- CO2	Total CO2	CH4	N2O	CO2e
Category	lb/day										lb/day					
Hauling	0.1484	1.0486	1.9530	7.3800e-003	0.4672	0.0304	0.4976	0.1196	0.0280	0.1476		693.6717	693.6717	4.9100e-003		693.7748
Vendor	0.0000	0.0000	0.0000	0.0000	0.0000	0.0000	0.0000	0.0000	0.0000	0.0000		0.0000	0.0000	0.0000		0.0000
Worker	0.0268	0.0317	0.2937	1.2700e-003	0.1068	8.0000e-004	0.1076	0.0283	7.4000e-004	0.0291		83.3304	83.3304	3.5500e-003		83.4050
Total	**0.1752**	**1.0803**	**2.2467**	**8.6500e-003**	**0.5740**	**0.0312**	**0.6052**	**0.1480**	**0.0287**	**0.1767**		**777.0021**	**777.0021**	**8.4600e-003**		**777.1799**

3.4 Tunnel Excavation - 2027

Unmitigated Construction On-Site

	ROG	NOx	CO	SO2	Fugitive PM10	Exhaust PM10	PM10 Total	Fugitive PM2.5	Exhaust PM2.5	PM2.5 Total	Bio- CO2	NBio- CO2	Total CO2	CH4	N2O	CO2e
Category	lb/day										lb/day					
Fugitive Dust					0.7640	0.0000	0.7640	0.4155	0.0000	0.4155			0.0000			0.0000

Off-Road	1.0974	8.8473	12.9421	0.0197		0.4561	0.4561		0.4285	0.4285		1,889.5500	1,889.5500	0.4325		1,898.6314
Total	**1.0974**	**8.8473**	**12.9421**	**0.0197**	**0.7640**	**0.4561**	**1.2201**	**0.4155**	**0.4285**	**0.8440**		**1,889.5500**	**1,889.5500**	**0.4325**		**1,898.6314**

Unmitigated Construction Off-Site

	ROG	NOx	CO	SO2	Fugitive PM10	Exhaust PM10	PM10 Total	Fugitive PM2.5	Exhaust PM2.5	PM2.5 Total	Bio- CO2	NBio- CO2	Total CO2	CH4	N2O	CO2e
Category	lb/day										lb/day					
Hauling	0.1458	1.0384	1.9096	7.3800e-003	0.2538	0.0304	0.2843	0.0673	0.0280	0.0952		693.7096	693.7096	4.9200e-003		693.8129
Vendor	0.0000	0.0000	0.0000	0.0000	0.0000	0.0000	0.0000	0.0000	0.0000	0.0000		0.0000	0.0000	0.0000		0.0000
Worker	0.0260	0.0308	0.2847	1.2700e-003	0.1068	8.1000e-004	0.1076	0.0283	7.5000e-004	0.0291		82.5690	82.5690	3.4800e-003		82.6421
Total	**0.1718**	**1.0692**	**2.1943**	**8.6500e-003**	**0.3606**	**0.0312**	**0.3919**	**0.0956**	**0.0287**	**0.1243**		**776.2786**	**776.2786**	**8.4000e-003**		**776.4549**

Mitigated Construction On-Site

	ROG	NOx	CO	SO2	Fugitive PM10	Exhaust PM10	PM10 Total	Fugitive PM2.5	Exhaust PM2.5	PM2.5 Total	Bio- CO2	NBio- CO2	Total CO2	CH4	N2O	CO2e
Category	lb/day										lb/day					
Fugitive Dust					0.3438	0.0000	0.3438	0.1870	0.0000	0.1870			0.0000			0.0000
Off-Road	1.0974	8.8473	12.9421	0.0197		0.4561	0.4561		0.4285	0.4285	0.0000	1,889.5500	1,889.5500	0.4325		1,898.6313
Total	**1.0974**	**8.8473**	**12.9421**	**0.0197**	**0.3438**	**0.4561**	**0.7999**	**0.1870**	**0.4285**	**0.6154**	**0.0000**	**1,889.5500**	**1,889.5500**	**0.4325**		**1,898.6313**

Mitigated Construction Off-Site

	ROG	NOx	CO	SO2	Fugitive PM10	Exhaust PM10	PM10 Total	Fugitive PM2.5	Exhaust PM2.5	PM2.5 Total	Bio- CO2	NBio- CO2	Total CO2	CH4	N2O	CO2e
Category	lb/day										lb/day					
Hauling	0.1458	1.0384	1.9096	7.3800e-003	0.2538	0.0304	0.2843	0.0673	0.0280	0.0952		693.7096	693.7096	4.9200e-003		693.8129
Vendor	0.0000	0.0000	0.0000	0.0000	0.0000	0.0000	0.0000	0.0000	0.0000	0.0000		0.0000	0.0000	0.0000		0.0000
Worker	0.0260	0.0308	0.2847	1.2700e-003	0.1068	8.1000e-004	0.1076	0.0283	7.5000e-004	0.0291		82.5690	82.5690	3.4800e-003		82.6421
Total	**0.1718**	**1.0692**	**2.1943**	**8.6500e-003**	**0.3606**	**0.0312**	**0.3919**	**0.0956**	**0.0287**	**0.1243**		**776.2786**	**776.2786**	**8.4000e-003**		**776.4549**

3.4 Tunnel Excavation - 2028

Unmitigated Construction On-Site

	ROG	NOx	CO	SO2	Fugitive PM10	Exhaust PM10	PM10 Total	Fugitive PM2.5	Exhaust PM2.5	PM2.5 Total	Bio- CO2	NBio- CO2	Total CO2	CH4	N2O	CO2e
Category	lb/day										lb/day					
Fugitive Dust					0.7640	0.0000	0.7640	0.4155	0.0000	0.4155			0.0000			0.0000
Off-Road	1.0974	8.8473	12.9421	0.0197		0.4561	0.4561		0.4285	0.4285		1,889.5500	1,889.5500	0.4325		1,898.6314
Total	**1.0974**	**8.8473**	**12.9421**	**0.0197**	**0.7640**	**0.4561**	**1.2201**	**0.4155**	**0.4285**	**0.8440**		**1,889.5500**	**1,889.5500**	**0.4325**		**1,898.6314**

Unmitigated Construction Off-Site

	ROG	NOx	CO	SO2	Fugitive PM10	Exhaust PM10	PM10 Total	Fugitive PM2.5	Exhaust PM2.5	PM2.5 Total	Bio- CO2	NBio- CO2	Total CO2	CH4	N2O	CO2e
Category	lb/day										lb/day					

Hauling	0.1451	1.0284	1.9059	7.3800e-003	2.0889	0.0303	2.1192	0.5177	0.0279	0.5456		693.7804	693.7804	4.9100e-003		693.8834
Vendor	0.0000	0.0000	0.0000	0.0000	0.0000	0.0000	0.0000	0.0000	0.0000	0.0000		0.0000	0.0000	0.0000		0.0000
Worker	0.0251	0.0299	0.2766	1.2700e-003	0.1068	8.2000e-004	0.1076	0.0283	7.6000e-004	0.0291		81.9207	81.9207	3.4100e-003		81.9923
Total	**0.1702**	**1.0582**	**2.1825**	**8.6500e-003**	**2.1957**	**0.0311**	**2.2269**	**0.5460**	**0.0286**	**0.5747**		**775.7010**	**775.7010**	**8.3200e-003**		**775.8757**

Mitigated Construction On-Site

	ROG	NOx	CO	SO2	Fugitive PM10	Exhaust PM10	PM10 Total	Fugitive PM2.5	Exhaust PM2.5	PM2.5 Total	Bio- CO2	NBio- CO2	Total CO2	CH4	N2O	CO2e
Category	lb/day										lb/day					
Fugitive Dust					0.3438	0.0000	0.3438	0.1870	0.0000	0.1870			0.0000			0.0000
Off-Road	1.0974	8.8473	12.9421	0.0197		0.4561	0.4561		0.4285	0.4285	0.0000	1,889.5500	1,889.5500	0.4325		1,898.6313
Total	**1.0974**	**8.8473**	**12.9421**	**0.0197**	**0.3438**	**0.4561**	**0.7999**	**0.1870**	**0.4285**	**0.6154**	**0.0000**	**1,889.5500**	**1,889.5500**	**0.4325**		**1,898.6313**

Mitigated Construction Off-Site

	ROG	NOx	CO	SO2	Fugitive PM10	Exhaust PM10	PM10 Total	Fugitive PM2.5	Exhaust PM2.5	PM2.5 Total	Bio- CO2	NBio- CO2	Total CO2	CH4	N2O	CO2e
Category	lb/day										lb/day					
Hauling	0.1451	1.0284	1.9059	7.3800e-003	2.0889	0.0303	2.1192	0.5177	0.0279	0.5456		693.7804	693.7804	4.9100e-003		693.8834
Vendor	0.0000	0.0000	0.0000	0.0000	0.0000	0.0000	0.0000	0.0000	0.0000	0.0000		0.0000	0.0000	0.0000		0.0000
Worker	0.0251	0.0299	0.2766	1.2700e-003	0.1068	8.2000e-004	0.1076	0.0283	7.6000e-004	0.0291		81.9207	81.9207	3.4100e-003		81.9923
Total	**0.1702**	**1.0582**	**2.1825**	**8.6500e-003**	**2.1957**	**0.0311**	**2.2269**	**0.5460**	**0.0286**	**0.5747**		**775.7010**	**775.7010**	**8.3200e-003**		**775.8757**

3.5 Site Prep Portal 2 - 2028

Unmitigated Construction On-Site

	ROG	NOx	CO	SO2	Fugitive PM10	Exhaust PM10	PM10 Total	Fugitive PM2.5	Exhaust PM2.5	PM2.5 Total	Bio- CO2	NBio- CO2	Total CO2	CH4	N2O	CO2e
Category	lb/day										lb/day					
Fugitive Dust					0.0000	0.0000	0.0000	0.0000	0.0000	0.0000			0.0000			0.0000
Off-Road	1.2099	11.1233	11.8489	0.0243		0.4934	0.4934		0.4539	0.4539		2,355.4911	2,355.4911	0.7618		2,371.4892
Total	**1.2099**	**11.1233**	**11.8489**	**0.0243**	**0.0000**	**0.4934**	**0.4934**	**0.0000**	**0.4539**	**0.4539**		**2,355.4911**	**2,355.4911**	**0.7618**		**2,371.4892**

Unmitigated Construction Off-Site

	ROG	NOx	CO	SO2	Fugitive PM10	Exhaust PM10	PM10 Total	Fugitive PM2.5	Exhaust PM2.5	PM2.5 Total	Bio- CO2	NBio- CO2	Total CO2	CH4	N2O	CO2e
Category	lb/day										lb/day					
Hauling	0.0000	0.0000	0.0000	0.0000	0.0000	0.0000	0.0000	0.0000	0.0000	0.0000		0.0000	0.0000	0.0000		0.0000
Vendor	0.0000	0.0000	0.0000	0.0000	0.0000	0.0000	0.0000	0.0000	0.0000	0.0000		0.0000	0.0000	0.0000		0.0000
Worker	0.0155	0.0184	0.1702	7.8000e-004	0.0657	5.0000e-004	0.0662	0.0174	4.7000e-004	0.0179		50.4127	50.4127	2.1000e-003		50.4568
Total	**0.0155**	**0.0184**	**0.1702**	**7.8000e-004**	**0.0657**	**5.0000e-004**	**0.0662**	**0.0174**	**4.7000e-004**	**0.0179**		**50.4127**	**50.4127**	**2.1000e-003**		**50.4568**

Mitigated Construction On-Site

	ROG	NOx	CO	SO2	Fugitive PM10	Exhaust PM10	PM10 Total	Fugitive PM2.5	Exhaust PM2.5	PM2.5 Total	Bio- CO2	NBio- CO2	Total CO2	CH4	N2O	CO2e
Category	lb/day										lb/day					
Fugitive Dust					0.0000	0.0000	0.0000	0.0000	0.0000	0.0000			0.0000			0.0000
Off-Road	1.2099	11.1233	11.8489	0.0243		0.4934	0.4934		0.4539	0.4539	0.0000	2,355.4911	2,355.4911	0.7618		2,371.4892
Total	**1.2099**	**11.1233**	**11.8489**	**0.0243**	**0.0000**	**0.4934**	**0.4934**	**0.0000**	**0.4539**	**0.4539**	**0.0000**	**2,355.4911**	**2,355.4911**	**0.7618**		**2,371.4892**

Mitigated Construction Off-Site

	ROG	NOx	CO	SO2	Fugitive PM10	Exhaust PM10	PM10 Total	Fugitive PM2.5	Exhaust PM2.5	PM2.5 Total	Bio- CO2	NBio- CO2	Total CO2	CH4	N2O	CO2e
Category	lb/day										lb/day					
Hauling	0.0000	0.0000	0.0000	0.0000	0.0000	0.0000	0.0000	0.0000	0.0000	0.0000		0.0000	0.0000	0.0000		0.0000
Vendor	0.0000	0.0000	0.0000	0.0000	0.0000	0.0000	0.0000	0.0000	0.0000	0.0000		0.0000	0.0000	0.0000		0.0000
Worker	0.0155	0.0184	0.1702	7.8000e-004	0.0657	5.0000e-004	0.0662	0.0174	4.7000e-004	0.0179		50.4127	50.4127	2.1000e-003		50.4568
Total	**0.0155**	**0.0184**	**0.1702**	**7.8000e-004**	**0.0657**	**5.0000e-004**	**0.0662**	**0.0174**	**4.7000e-004**	**0.0179**		**50.4127**	**50.4127**	**2.1000e-003**		**50.4568**

3.6 Excavation Portal 2 - 2028

Unmitigated Construction On-Site

	ROG	NOx	CO	SO2	Fugitive PM10	Exhaust PM10	PM10 Total	Fugitive PM2.5	Exhaust PM2.5	PM2.5 Total	Bio- CO2	NBio- CO2	Total CO2	CH4	N2O	CO2e
Category	lb/day										lb/day					
Fugitive Dust					0.7575	0.0000	0.7575	0.4145	0.0000	0.4145			0.0000			0.0000

Off-Road	1.1139	9.0142	13.2209	0.0201		0.4628	0.4628		0.4347	0.4347		1,927.3070	1,927.3070	0.4447		1,936.6448
Total	**1.1139**	**9.0142**	**13.2209**	**0.0201**	**0.7575**	**0.4628**	**1.2203**	**0.4145**	**0.4347**	**0.8492**		**1,927.3070**	**1,927.3070**	**0.4447**		**1,936.6448**

Unmitigated Construction Off-Site

	ROG	NOx	CO	SO2	Fugitive PM10	Exhaust PM10	PM10 Total	Fugitive PM2.5	Exhaust PM2.5	PM2.5 Total	Bio- CO2	NBio- CO2	Total CO2	CH4	N2O	CO2e
Category	lb/day										lb/day					
Hauling	0.0607	0.4300	0.7970	3.0900e-003	0.0729	0.0127	0.0856	0.0200	0.0117	0.0316		290.1263	290.1263	2.0500e-003		290.1694
Vendor	0.0000	0.0000	0.0000	0.0000	0.0000	0.0000	0.0000	0.0000	0.0000	0.0000		0.0000	0.0000	0.0000		0.0000
Worker	0.0251	0.0299	0.2766	1.2700e-003	0.1068	8.2000e-004	0.1076	0.0283	7.6000e-004	0.0291		81.9207	81.9207	3.4100e-003		81.9923
Total	**0.0858**	**0.4599**	**1.0736**	**4.3600e-003**	**0.1797**	**0.0135**	**0.1932**	**0.0483**	**0.0124**	**0.0607**		**372.0470**	**372.0470**	**5.4600e-003**		**372.1617**

Mitigated Construction On-Site

	ROG	NOx	CO	SO2	Fugitive PM10	Exhaust PM10	PM10 Total	Fugitive PM2.5	Exhaust PM2.5	PM2.5 Total	Bio- CO2	NBio- CO2	Total CO2	CH4	N2O	CO2e
Category	lb/day										lb/day					
Fugitive Dust					0.3409	0.0000	0.3409	0.1865	0.0000	0.1865			0.0000			0.0000
Off-Road	1.1139	9.0142	13.2209	0.0201		0.4628	0.4628		0.4347	0.4347	0.0000	1,927.3070	1,927.3070	0.4447		1,936.6448
Total	**1.1139**	**9.0142**	**13.2209**	**0.0201**	**0.3409**	**0.4628**	**0.8037**	**0.1865**	**0.4347**	**0.6212**	**0.0000**	**1,927.3070**	**1,927.3070**	**0.4447**		**1,936.6448**

Mitigated Construction Off-Site

	ROG	NOx	CO	SO2	Fugitive PM10	Exhaust PM10	PM10 Total	Fugitive PM2.5	Exhaust PM2.5	PM2.5 Total	Bio- CO2	NBio- CO2	Total CO2	CH4	N2O	CO2e
Category	lb/day										lb/day					
Hauling	0.0607	0.4300	0.7970	3.0900e-003	0.0729	0.0127	0.0856	0.0200	0.0117	0.0316		290.1263	290.1263	2.0500e-003		290.1694
Vendor	0.0000	0.0000	0.0000	0.0000	0.0000	0.0000	0.0000	0.0000	0.0000	0.0000		0.0000	0.0000	0.0000		0.0000
Worker	0.0251	0.0299	0.2766	1.2700e-003	0.1068	8.2000e-004	0.1076	0.0283	7.6000e-004	0.0291		81.9207	81.9207	3.4100e-003		81.9923
Total	**0.0858**	**0.4599**	**1.0736**	**4.3600e-003**	**0.1797**	**0.0135**	**0.1932**	**0.0483**	**0.0124**	**0.0607**		**372.0470**	**372.0470**	**5.4600e-003**		**372.1617**

3.7 Pipeline Connection - 2028

Unmitigated Construction On-Site

	ROG	NOx	CO	SO2	Fugitive PM10	Exhaust PM10	PM10 Total	Fugitive PM2.5	Exhaust PM2.5	PM2.5 Total	Bio- CO2	NBio- CO2	Total CO2	CH4	N2O	CO2e
Category	lb/day										lb/day					
Fugitive Dust					0.0000	0.0000	0.0000	0.0000	0.0000	0.0000			0.0000			0.0000
Off-Road	0.5400	5.1150	7.5753	0.0102		0.2476	0.2476		0.2278	0.2278		985.7031	985.7031	0.3188		992.3978
Total	**0.5400**	**5.1150**	**7.5753**	**0.0102**	**0.0000**	**0.2476**	**0.2476**	**0.0000**	**0.2278**	**0.2278**		**985.7031**	**985.7031**	**0.3188**		**992.3978**

Unmitigated Construction Off-Site

	ROG	NOx	CO	SO2	Fugitive PM10	Exhaust PM10	PM10 Total	Fugitive PM2.5	Exhaust PM2.5	PM2.5 Total	Bio- CO2	NBio- CO2	Total CO2	CH4	N2O	CO2e
Category	lb/day										lb/day					

Hauling	0.0000	0.0000	0.0000	0.0000	0.0000	0.0000	0.0000	0.0000	0.0000	0.0000		0.0000	0.0000	0.0000		0.0000
Vendor	0.0000	0.0000	0.0000	0.0000	0.0000	0.0000	0.0000	0.0000	0.0000	0.0000		0.0000	0.0000	0.0000		0.0000
Worker	0.0193	0.0230	0.2128	9.8000e-004	0.0822	6.3000e-004	0.0828	0.0218	5.8000e-004	0.0224		63.0159	63.0159	2.6200e-003		63.0710
Total	**0.0193**	**0.0230**	**0.2128**	**9.8000e-004**	**0.0822**	**6.3000e-004**	**0.0828**	**0.0218**	**5.8000e-004**	**0.0224**		**63.0159**	**63.0159**	**2.6200e-003**		**63.0710**

Mitigated Construction On-Site

	ROG	NOx	CO	SO2	Fugitive PM10	Exhaust PM10	PM10 Total	Fugitive PM2.5	Exhaust PM2.5	PM2.5 Total	Bio- CO2	NBio- CO2	Total CO2	CH4	N2O	CO2e
Category	lb/day										lb/day					
Fugitive Dust					0.0000	0.0000	0.0000	0.0000	0.0000	0.0000			0.0000			0.0000
Off-Road	0.5400	5.1150	7.5753	0.0102		0.2476	0.2476		0.2278	0.2278	0.0000	985.7031	985.7031	0.3188		992.3978
Total	**0.5400**	**5.1150**	**7.5753**	**0.0102**	**0.0000**	**0.2476**	**0.2476**	**0.0000**	**0.2278**	**0.2278**	**0.0000**	**985.7031**	**985.7031**	**0.3188**		**992.3978**

Mitigated Construction Off-Site

	ROG	NOx	CO	SO2	Fugitive PM10	Exhaust PM10	PM10 Total	Fugitive PM2.5	Exhaust PM2.5	PM2.5 Total	Bio- CO2	NBio- CO2	Total CO2	CH4	N2O	CO2e
Category	lb/day										lb/day					
Hauling	0.0000	0.0000	0.0000	0.0000	0.0000	0.0000	0.0000	0.0000	0.0000	0.0000		0.0000	0.0000	0.0000		0.0000
Vendor	0.0000	0.0000	0.0000	0.0000	0.0000	0.0000	0.0000	0.0000	0.0000	0.0000		0.0000	0.0000	0.0000		0.0000
Worker	0.0193	0.0230	0.2128	9.8000e-004	0.0822	6.3000e-004	0.0828	0.0218	5.8000e-004	0.0224		63.0159	63.0159	2.6200e-003		63.0710
Total	**0.0193**	**0.0230**	**0.2128**	**9.8000e-004**	**0.0822**	**6.3000e-004**	**0.0828**	**0.0218**	**5.8000e-004**	**0.0224**		**63.0159**	**63.0159**	**2.6200e-003**		**63.0710**

3.8 Site Restoration - 2028

Unmitigated Construction On-Site

	ROG	NOx	CO	SO2	Fugitive PM10	Exhaust PM10	PM10 Total	Fugitive PM2.5	Exhaust PM2.5	PM2.5 Total	Bio- CO2	NBio- CO2	Total CO2	CH4	N2O	CO2e
Category	lb/day										lb/day					
Fugitive Dust					0.0000	0.0000	0.0000	0.0000	0.0000	0.0000			0.0000			0.0000
Off-Road	0.1321	1.3351	2.2297	3.1200e-003		0.0541	0.0541		0.0498	0.0498		302.0559	302.0559	0.0977		304.1074
Total	**0.1321**	**1.3351**	**2.2297**	**3.1200e-003**	**0.0000**	**0.0541**	**0.0541**	**0.0000**	**0.0498**	**0.0498**		**302.0559**	**302.0559**	**0.0977**		**304.1074**

Unmitigated Construction Off-Site

	ROG	NOx	CO	SO2	Fugitive PM10	Exhaust PM10	PM10 Total	Fugitive PM2.5	Exhaust PM2.5	PM2.5 Total	Bio- CO2	NBio- CO2	Total CO2	CH4	N2O	CO2e
Category	lb/day										lb/day					
Hauling	0.0000	0.0000	0.0000	0.0000	0.0000	0.0000	0.0000	0.0000	0.0000	0.0000		0.0000	0.0000	0.0000		0.0000
Vendor	0.0000	0.0000	0.0000	0.0000	0.0000	0.0000	0.0000	0.0000	0.0000	0.0000		0.0000	0.0000	0.0000		0.0000
Worker	5.8000e-003	6.8900e-003	0.0638	2.9000e-004	0.0246	1.9000e-004	0.0248	6.5400e-003	1.7000e-004	6.7100e-003		18.9048	18.9048	7.9000e-004		18.9213
Total	**5.8000e-003**	**6.8900e-003**	**0.0638**	**2.9000e-004**	**0.0246**	**1.9000e-004**	**0.0248**	**6.5400e-003**	**1.7000e-004**	**6.7100e-003**		**18.9048**	**18.9048**	**7.9000e-004**		**18.9213**

Mitigated Construction On-Site

	ROG	NOx	CO	SO2	Fugitive PM10	Exhaust PM10	PM10 Total	Fugitive PM2.5	Exhaust PM2.5	PM2.5 Total	Bio- CO2	NBio- CO2	Total CO2	CH4	N2O	CO2e
Category	lb/day										lb/day					
Fugitive Dust					0.0000	0.0000	0.0000	0.0000	0.0000	0.0000			0.0000			0.0000
Off-Road	0.1321	1.3351	2.2297	3.1200e-003		0.0541	0.0541		0.0498	0.0498	0.0000	302.0559	302.0559	0.0977		304.1074
Total	**0.1321**	**1.3351**	**2.2297**	**3.1200e-003**	**0.0000**	**0.0541**	**0.0541**	**0.0000**	**0.0498**	**0.0498**	**0.0000**	**302.0559**	**302.0559**	**0.0977**		**304.1074**

Mitigated Construction Off-Site

	ROG	NOx	CO	SO2	Fugitive PM10	Exhaust PM10	PM10 Total	Fugitive PM2.5	Exhaust PM2.5	PM2.5 Total	Bio- CO2	NBio- CO2	Total CO2	CH4	N2O	CO2e
Category	lb/day										lb/day					
Hauling	0.0000	0.0000	0.0000	0.0000	0.0000	0.0000	0.0000	0.0000	0.0000	0.0000		0.0000	0.0000	0.0000		0.0000
Vendor	0.0000	0.0000	0.0000	0.0000	0.0000	0.0000	0.0000	0.0000	0.0000	0.0000		0.0000	0.0000	0.0000		0.0000
Worker	5.8000e-003	6.8900e-003	0.0638	2.9000e-004	0.0246	1.9000e-004	0.0248	6.5400e-003	1.7000e-004	6.7100e-003		18.9048	18.9048	7.9000e-004		18.9213
Total	**5.8000e-003**	**6.8900e-003**	**0.0638**	**2.9000e-004**	**0.0246**	**1.9000e-004**	**0.0248**	**6.5400e-003**	**1.7000e-004**	**6.7100e-003**		**18.9048**	**18.9048**	**7.9000e-004**		**18.9213**

4.0 Operational Detail - Mobile

4.1 Mitigation Measures Mobile

	ROG	NOx	CO	SO2	Fugitive PM10	Exhaust PM10	PM10 Total	Fugitive PM2.5	Exhaust PM2.5	PM2.5 Total	Bio- CO2	NBio- CO2	Total CO2	CH4	N2O	CO2e

Category	lb/day										lb/day					
Mitigated	0.0000	0.0000	0.0000	0.0000	0.0000	0.0000	0.0000	0.0000	0.0000	0.0000		0.0000	0.0000	0.0000		0.0000
Unmitigated	0.0000	0.0000	0.0000	0.0000	0.0000	0.0000	0.0000	0.0000	0.0000	0.0000		0.0000	0.0000	0.0000		0.0000

4.2 Trip Summary Information

	Average Daily Trip Rate			Unmitigated	Mitigated
Land Use	Weekday	Saturday	Sunday	Annual VMT	Annual VMT
User Defined Industrial	0.00	0.00	0.00		
Total	0.00	0.00	0.00		

4.3 Trip Type Information

	Miles			Trip %			Trip Purpose %		
Land Use	H-W or C-W	H-S or C-C	H-O or C-NW	H-W or C-[illegible]	H-S or C-C	H-O or C-NW	Primary	Diverted	Pass-by
User Defined Industrial	9.50	7.30	7.30	0.00	0.00	0.00	0	0	0

LDA	LDT1	LDT2	MDV	LHD1	LHD2	MHD	HHD	OBUS	UBUS	MCY	SBUS	MH
0.511923	0.073395	0.191568	0.130918	0.036235	0.005199	0.012665	0.023708	0.001889	0.002027	0.006511	0.000534	0.003431

5.0 Energy Detail

4.4 Fleet Mix

Historical Energy Use: N

5.1 Mitigation Measures Energy

	ROG	NOx	CO	SO2	Fugitive PM10	Exhaust PM10	PM10 Total	Fugitive PM2.5	Exhaust PM2.5	PM2.5 Total	Bio- CO2	NBio- CO2	Total CO2	CH4	N2O	CO2e
Category	lb/day										lb/day					

NaturalGas Mitigated	0.0000	0.0000	0.0000	0.0000		0.0000	0.0000		0.0000	0.0000		0.0000	0.0000	0.0000	0.0000	0.0000
NaturalGas Unmitigated	0.0000	0.0000	0.0000	0.0000		0.0000	0.0000		0.0000	0.0000		0.0000	0.0000	0.0000	0.0000	0.0000

5.2 Energy by Land Use - NaturalGas

Unmitigated

	NaturalGas Use	ROG	NOx	CO	SO2	Fugitive PM10	Exhaust PM10	PM10 Total	Fugitive PM2.5	Exhaust PM2.5	PM2.5 Total	Bio- CO2	NBio- CO2	Total CO2	CH4	N2O	CO2e
Land Use	kBTU/yr	lb/day										lb/day					
User Defined Industrial	0	0.0000	0.0000	0.0000	0.0000		0.0000	0.0000		0.0000	0.0000		0.0000	0.0000	0.0000	0.0000	0.0000
Total		**0.0000**	**0.0000**	**0.0000**	**0.0000**		**0.0000**	**0.0000**		**0.0000**	**0.0000**		**0.0000**	**0.0000**	**0.0000**	**0.0000**	**0.0000**

Mitigated

	NaturalGas Use	ROG	NOx	CO	SO2	Fugitive PM10	Exhaust PM10	PM10 Total	Fugitive PM2.5	Exhaust PM2.5	PM2.5 Total	Bio- CO2	NBio- CO2	Total CO2	CH4	N2O	CO2e
Land Use	kBTU/yr	lb/day										lb/day					
User Defined Industrial	0	0.0000	0.0000	0.0000	0.0000		0.0000	0.0000		0.0000	0.0000		0.0000	0.0000	0.0000	0.0000	0.0000
Total		**0.0000**	**0.0000**	**0.0000**	**0.0000**		**0.0000**	**0.0000**		**0.0000**	**0.0000**		**0.0000**	**0.0000**	**0.0000**	**0.0000**	**0.0000**

6.0 Area Detail

6.1 Mitigation Measures Area

	ROG	NOx	CO	SO2	Fugitive PM10	Exhaust PM10	PM10 Total	Fugitive PM2.5	Exhaust PM2.5	PM2.5 Total	Bio- CO2	NBio- CO2	Total CO2	CH4	N2O	CO2e
Category	lb/day										lb/day					
Mitigated	1.0000e-005	0.0000	1.0000e-004	0.0000		0.0000	0.0000		0.0000	0.0000		2.2000e-004	2.2000e-004	0.0000		2.3000e-004
Unmitigated	1.0000e-005	0.0000	1.0000e-004	0.0000		0.0000	0.0000		0.0000	0.0000		2.2000e-004	2.2000e-004	0.0000		2.3000e-004

6.2 Area by SubCategory

Unmitigated

	ROG	NOx	CO	SO2	Fugitive PM10	Exhaust PM10	PM10 Total	Fugitive PM2.5	Exhaust PM2.5	PM2.5 Total	Bio- CO2	NBio- CO2	Total CO2	CH4	N2O	CO2e
SubCategory	lb/day										lb/day					
Architectural Coating	0.0000					0.0000	0.0000		0.0000	0.0000			0.0000			0.0000
Consumer Products	0.0000					0.0000	0.0000		0.0000	0.0000			0.0000			0.0000
Landscaping	1.0000e-005	0.0000	1.0000e-004	0.0000		0.0000	0.0000		0.0000	0.0000		2.2000e-004	2.2000e-004	0.0000		2.3000e-004
Total	**1.0000e-005**	**0.0000**	**1.0000e-004**	**0.0000**		**0.0000**	**0.0000**		**0.0000**	**0.0000**		**2.2000e-004**	**2.2000e-004**	**0.0000**		**2.3000e-004**

Mitigated

	ROG	NOx	CO	SO2	Fugitive PM10	Exhaust PM10	PM10 Total	Fugitive PM2.5	Exhaust PM2.5	PM2.5 Total	Bio- CO2	NBio- CO2	Total CO2	CH4	N2O	CO2e

SubCategory	lb/day										lb/day					
Consumer Products	0.0000					0.0000	0.0000		0.0000	0.0000			0.0000			0.0000
Landscaping	1.0000e-005	0.0000	1.0000e-004	0.0000		0.0000	0.0000		0.0000	0.0000		2.2000e-004	2.2000e-004	0.0000		2.3000e-004
Architectural Coating	0.0000					0.0000	0.0000		0.0000	0.0000			0.0000			0.0000
Total	**1.0000e-005**	**0.0000**	**1.0000e-004**	**0.0000**		**0.0000**	**0.0000**		**0.0000**	**0.0000**		**2.2000e-004**	**2.2000e-004**	**0.0000**		**2.3000e-004**

7.0 Water Detail

7.1 Mitigation Measures Water

8.0 Waste Detail

8.1 Mitigation Measures Waste

9.0 Operational Offroad

Equipment Type	Number	Hours/Day	Days/Year	Horse Power	Load Factor	Fuel Type

10.0 Vegetation

CA Tertiary Water and Brine Pipeline - Tunneling

San Diego Air Basin, Winter

1.0 Project Characteristics

1.1 Land Usage

Land Uses	Size	Metric	Lot Acreage	Floor Surface Area	Population
User Defined Industrial	1.00	User Defined Unit	0.00	0.00	0

1.2 Other Project Characteristics

Urbanization	Urban	**Wind Speed (m/s)**	2.6	**Precipitation Freq (Days)**	40
Climate Zone	13			**Operational Year**	2025
Utility Company	San Diego Gas & Electric				
CO2 Intensity (lb/MWhr)	720.49	**CH4 Intensity (lb/MWhr)**	0.029	**N2O Intensity (lb/MWhr)**	0.006

1.3 User Entered Comments & Non-Default Data

Project Characteristics -

Land Use -

Construction Phase - modified

Off-road Equipment - modified

Trips and VMT - modified

Grading - modified

Construction Off-road Equipment Mitigation -

Table Name	Column Name	Default Value	New Value
tblConstructionPhase	NumDays	0.00	24.00
tblConstructionPhase	NumDays	0.00	10.00
tblConstructionPhase	NumDays	0.00	431.00

tblConstructionPhase	NumDays	0.00	10.00
tblConstructionPhase	NumDays	0.00	22.00
tblConstructionPhase	NumDays	0.00	7.00
tblConstructionPhase	NumDays	0.00	7.00
tblGrading	AcresOfGrading	15.00	0.00
tblGrading	MaterialExported	0.00	768.00
tblGrading	MaterialExported	0.00	34,480.00
tblGrading	MaterialExported	0.00	768.00
tblOffRoadEquipment	OffRoadEquipmentUnitAmount	1.00	0.00
tblOffRoadEquipment	OffRoadEquipmentUnitAmount	1.00	0.00
tblOffRoadEquipment	OffRoadEquipmentUnitAmount	1.00	0.00
tblOffRoadEquipment	OffRoadEquipmentUnitAmount	1.00	0.00
tblOffRoadEquipment	OffRoadEquipmentUnitAmount	1.00	0.00
tblOffRoadEquipment	OffRoadEquipmentUnitAmount	2.00	1.00
tblOffRoadEquipment	OffRoadEquipmentUnitAmount	2.00	1.00
tblOffRoadEquipment	OffRoadEquipmentUnitAmount	2.00	1.00
tblOffRoadEquipment	OffRoadEquipmentUnitAmount	1.00	0.00
tblOffRoadEquipment	UsageHours	6.00	8.00
tblOffRoadEquipment	UsageHours	6.00	7.00
tblOffRoadEquipment	UsageHours	6.00	8.00
tblOffRoadEquipment	UsageHours	8.00	7.00
tblProjectCharacteristics	OperationalYear	2014	2025
tblTripsAndVMT	VendorTripNumber	0.00	4.00
tblTripsAndVMT	WorkerTripNumber	8.00	20.00
tblTripsAndVMT	WorkerTripNumber	13.00	20.00
tblTripsAndVMT	WorkerTripNumber	13.00	15.00
tblTripsAndVMT	WorkerTripNumber	8.00	15.00
tblTripsAndVMT	WorkerTripNumber	13.00	15.00
tblTripsAndVMT	WorkerTripNumber	10.00	15.00

2.0 Emissions Summary

2.1 Overall Construction (Maximum Daily Emission)

Unmitigated Construction

	ROG	NOx	CO	SO2	Fugitive PM10	Exhaust PM10	PM10 Total	Fugitive PM2.5	Exhaust PM2.5	PM2.5 Total	Bio- CO2	NBio- CO2	Total CO2	CH4	N2O	CO2e
Year	lb/day										lb/day					
2026	1.2753	11.2868	15.2041	0.0285	1.2215	0.4967	1.7076	0.5352	0.4570	0.9913	0.0000	2,675.1285	2,675.1285	0.7656	0.0000	2,691.2057
2027	1.2707	11.1275	15.1504	0.0285	1.7140	0.4931	2.2071	0.5227	0.4561	0.9788	0.0000	2,674.2878	2,674.2878	0.7635	0.0000	2,690.3212
2028	1.2038	9.4760	14.3418	0.0247	1.0806	0.4757	1.5563	0.4984	0.4465	0.9449	0.0000	2,320.3276	2,320.3276	0.4494	0.0000	2,329.7642
Total	**3.7497**	**31.8903**	**44.6962**	**0.0816**	**4.0161**	**1.4655**	**5.4709**	**1.5563**	**1.3596**	**2.9150**	**0.0000**	**7,669.7439**	**7,669.7439**	**1.9784**	**0.0000**	**7,711.2910**

Mitigated Construction

	ROG	NOx	CO	SO2	Fugitive PM10	Exhaust PM10	PM10 Total	Fugitive PM2.5	Exhaust PM2.5	PM2.5 Total	Bio- CO2	NBio- CO2	Total CO2	CH4	N2O	CO2e
Year	lb/day										lb/day					
2026	1.2753	11.2868	15.2041	0.0285	0.8013	0.4967	1.2874	0.3067	0.4570	0.7627	0.0000	2,675.1285	2,675.1285	0.7656	0.0000	2,691.2057
2027	1.2707	11.1275	15.1504	0.0285	0.8391	0.4931	1.3321	0.2942	0.4561	0.7503	0.0000	2,674.2878	2,674.2878	0.7635	0.0000	2,690.3212
2028	1.2038	9.4760	14.3418	0.0247	0.6639	0.4757	1.1396	0.2704	0.4465	0.7169	0.0000	2,320.3276	2,320.3276	0.4494	0.0000	2,329.7642
Total	**3.7497**	**31.8903**	**44.6962**	**0.0816**	**2.3043**	**1.4655**	**3.7591**	**0.8713**	**1.3596**	**2.2300**	**0.0000**	**7,669.7439**	**7,669.7439**	**1.9784**	**0.0000**	**7,711.2910**

	ROG	**NOx**	**CO**	**SO2**	**Fugitive PM10**	**Exhaust PM10**	**PM10 Total**	**Fugitive PM2.5**	**Exhaust PM2.5**	**PM2.5 Total**	**Bio- CO2**	**NBio-CO2**	**Total CO2**	**CH4**	**N20**	**CO2e**
Percent Reduction	**0.00**	**0.00**	**0.00**	**0.00**	**42.62**	**0.00**	**31.29**	**44.02**	**0.00**	**23.50**	**0.00**	**0.00**	**0.00**	**0.00**	**0.00**	**0.00**

2.2 Overall Operational

Unmitigated Operational

	ROG	NOx	CO	SO2	Fugitive PM10	Exhaust PM10	PM10 Total	Fugitive PM2.5	Exhaust PM2.5	PM2.5 Total	Bio- CO2	NBio- CO2	Total CO2	CH4	N2O	CO2e
Category	lb/day										lb/day					
Area	1.0000e-005	0.0000	1.0000e-004	0.0000		0.0000	0.0000		0.0000	0.0000		2.2000e-004	2.2000e-004	0.0000		2.3000e-004
Energy	0.0000	0.0000	0.0000	0.0000		0.0000	0.0000		0.0000	0.0000		0.0000	0.0000	0.0000	0.0000	0.0000
Mobile	0.0000	0.0000	0.0000	0.0000	0.0000	0.0000	0.0000	0.0000	0.0000	0.0000		0.0000	0.0000	0.0000		0.0000
Total	**1.0000e-005**	**0.0000**	**1.0000e-004**	**0.0000**	**0.0000**	**0.0000**	**0.0000**	**0.0000**	**0.0000**	**0.0000**		**2.2000e-004**	**2.2000e-004**	**0.0000**	**0.0000**	**2.3000e-004**

Mitigated Operational

	ROG	NOx	CO	SO2	Fugitive PM10	Exhaust PM10	PM10 Total	Fugitive PM2.5	Exhaust PM2.5	PM2.5 Total	Bio- CO2	NBio- CO2	Total CO2	CH4	N2O	CO2e
Category	lb/day										lb/day					
Area	1.0000e-005	0.0000	1.0000e-004	0.0000		0.0000	0.0000		0.0000	0.0000		2.2000e-004	2.2000e-004	0.0000		2.3000e-004
Energy	0.0000	0.0000	0.0000	0.0000		0.0000	0.0000		0.0000	0.0000		0.0000	0.0000	0.0000	0.0000	0.0000
Mobile	0.0000	0.0000	0.0000	0.0000	0.0000	0.0000	0.0000	0.0000	0.0000	0.0000		0.0000	0.0000	0.0000		0.0000
Total	**1.0000e-005**	**0.0000**	**1.0000e-004**	**0.0000**	**0.0000**	**0.0000**	**0.0000**	**0.0000**	**0.0000**	**0.0000**		**2.2000e-004**	**2.2000e-004**	**0.0000**	**0.0000**	**2.3000e-004**

	ROG	**NOx**	**CO**	**SO2**	**Fugitive PM10**	**Exhaust PM10**	**PM10 Total**	**Fugitive PM2.5**	**Exhaust PM2.5**	**PM2.5 Total**	**Bio- CO2**	**NBio-CO2**	**Total CO2**	**CH4**	**N20**	**CO2e**
Percent Reduction	**0.00**	**0.00**	**0.00**	**0.00**	**0.00**	**0.00**	**0.00**	**0.00**	**0.00**	**0.00**	**0.00**	**0.00**	**0.00**	**0.00**	**0.00**	**0.00**

3.0 Construction Detail

Construction Phase

Phase Number	Phase Name	Phase Type	Start Date	End Date	Num Days Week	Num Days	Phase Description
1	Site Prep Portal 1	Site Preparation	2/15/2026	2/27/2026	5	10	
2	Excavation Portal 1	Grading	2/28/2026	4/2/2026	5	24	
3	Tunnel Excavation	Grading	4/3/2026	11/26/2027	5	431	
4	Site Prep Portal 2	Site Preparation	11/27/2027	12/10/2027	5	10	
5	Excavation Portal 2	Grading	12/11/2027	1/11/2028	5	22	
6	Pipeline Connection	Site Preparation	1/12/2028	1/20/2028	5	7	
7	Site Restoration	Site Preparation	1/21/2028	1/31/2028	5	7	

Acres of Grading (Site Preparation Phase): 0

Acres of Grading (Grading Phase): 0

Acres of Paving: 0

Residential Indoor: 0; Residential Outdoor: 0; Non-Residential Indoor: 0; Non-Residential Outdoor: 0 (Architectural Coating – sqft)

OffRoad Equipment

Phase Name	Offroad Equipment Type	Amount	Usage Hours	Horse Power	Load Factor
Site Prep Portal 1	Concrete/Industrial Saws	0	8.00	81	0.73
Site Prep Portal 1	Excavators	0	8.00	162	0.38
Site Prep Portal 1	Graders	1	8.00	174	0.41
Site Prep Portal 1	Rubber Tired Dozers	0	8.00	255	0.40
Site Prep Portal 1	Scrapers	1	8.00	361	0.48
Site Prep Portal 1	Tractors/Loaders/Backhoes	1	8.00	97	0.37
Site Prep Portal 1	Trenchers	0	8.00	80	0.50
Excavation Portal 1	Concrete/Industrial Saws	0	8.00	81	0.73
Excavation Portal 1	Cranes	0	4.00	226	0.29
Excavation Portal 1	Crushing/Proc. Equipment	1	8.00	85	0.78

Excavation Portal 1	Excavators	1	8.00	162	0.38
Excavation Portal 1	Forklifts	0	6.00	89	0.20
Excavation Portal 1	Rubber Tired Dozers	1	1.00	255	0.40
Excavation Portal 1	Tractors/Loaders/Backhoes	1	8.00	97	0.37
Excavation Portal 1	Trenchers	1	8.00	80	0.50
Tunnel Excavation	Cement and Mortar Mixers	0	6.00	9	0.56
Tunnel Excavation	Concrete/Industrial Saws	0	8.00	81	0.73
Tunnel Excavation	Crushing/Proc. Equipment	1	8.00	85	0.78
Tunnel Excavation	Excavators	1	8.00	162	0.38
Tunnel Excavation	Pavers	0	8.00	125	0.42
Tunnel Excavation	Paving Equipment	0	8.00	130	0.36
Tunnel Excavation	Rollers	0	8.00	80	0.38
Tunnel Excavation	Rubber Tired Dozers	1	1.00	255	0.40
Tunnel Excavation	Tractors/Loaders/Backhoes	1	7.00	97	0.37
Tunnel Excavation	Trenchers	1	8.00	80	0.50
Site Prep Portal 2	Graders	1	8.00	174	0.41
Site Prep Portal 2	Scrapers	1	8.00	361	0.48
Site Prep Portal 2	Tractors/Loaders/Backhoes	1	8.00	97	0.37
Excavation Portal 2	Cement and Mortar Mixers	0	6.00	9	0.56
Excavation Portal 2	Concrete/Industrial Saws	0	8.00	81	0.73
Excavation Portal 2	Crushing/Proc. Equipment	1	8.00	85	0.78
Excavation Portal 2	Excavators	1	8.00	162	0.38
Excavation Portal 2	Pavers	0	8.00	125	0.42
Excavation Portal 2	Paving Equipment	0	8.00	130	0.36
Excavation Portal 2	Rollers	0	8.00	80	0.38
Excavation Portal 2	Rubber Tired Dozers	1	1.00	255	0.40
Excavation Portal 2	Tractors/Loaders/Backhoes	1	8.00	97	0.37
Excavation Portal 2	Trenchers	1	8.00	80	0.50
Pipeline Connection	Cement and Mortar Mixers	0	6.00	9	0.56
Pipeline Connection	Graders	0	8.00	174	0.41

Pipeline Connection	Other General Industrial Equipment	4	8.00	87	0.34
Pipeline Connection	Pavers	0	8.00	125	0.42
Pipeline Connection	Paving Equipment	0	8.00	130	0.36
Pipeline Connection	Rollers	0	8.00	80	0.38
Pipeline Connection	Tractors/Loaders/Backhoes	0	7.00	97	0.37
Site Restoration	Cement and Mortar Mixers	0	6.00	9	0.56
Site Restoration	Graders	0	8.00	174	0.41
Site Restoration	Pavers	0	8.00	125	0.42
Site Restoration	Paving Equipment	0	8.00	130	0.36
Site Restoration	Rollers	0	8.00	80	0.38
Site Restoration	Tractors/Loaders/Backhoes	1	8.00	97	0.37

Trips and VMT

Phase Name	Offroad Equipment Count	Worker Trip Number	Vendor Trip Number	Hauling Trip Number	Worker Trip Length	Vendor Trip Length	Hauling Trip Length	Worker Vehicle Class	Vendor Vehicle Class	Hauling Vehicle Class
Site Prep Portal 1	3	20.00	4.00	0.00	10.80	7.30	20.00	LD_Mix	HDT_Mix	HHDT
Excavation Portal 1	5	20.00	0.00	96.00	10.80	7.30	20.00	LD_Mix	HDT_Mix	HHDT
Tunnel Excavation	5	15.00	0.00	4,310.00	10.80	7.30	20.00	LD_Mix	HDT_Mix	HHDT
Site Prep Portal 2	3	15.00	0.00	0.00	10.80	7.30	20.00	LD_Mix	HDT_Mix	HHDT
Excavation Portal 2	5	15.00	0.00	96.00	10.80	7.30	20.00	LD_Mix	HDT_Mix	HHDT
Pipeline Connection	4	15.00	0.00	0.00	10.80	7.30	20.00	LD_Mix	HDT_Mix	HHDT
Site Restoration	1	3.00	0.00	0.00	10.80	7.30	20.00	LD_Mix	HDT_Mix	HHDT

3.1 Mitigation Measures Construction

Water Exposed Area

Clean Paved Roads

3.2 Site Prep Portal 1 - 2026

Unmitigated Construction On-Site

	ROG	NOx	CO	SO2	Fugitive PM10	Exhaust PM10	PM10 Total	Fugitive PM2.5	Exhaust PM2.5	PM2.5 Total	Bio- CO2	NBio- CO2	Total CO2	CH4	N2O	CO2e
Category	lb/day										lb/day					
Fugitive Dust					0.0000	0.0000	0.0000	0.0000	0.0000	0.0000			0.0000			0.0000
Off-Road	1.2066	11.0920	11.8224	0.0243		0.4922	0.4922		0.4528	0.4528		2,348.2704	2,348.2704	0.7595		2,364.2195
Total	**1.2066**	**11.0920**	**11.8224**	**0.0243**	**0.0000**	**0.4922**	**0.4922**	**0.0000**	**0.4528**	**0.4528**		**2,348.2704**	**2,348.2704**	**0.7595**		**2,364.2195**

Unmitigated Construction Off-Site

	ROG	NOx	CO	SO2	Fugitive PM10	Exhaust PM10	PM10 Total	Fugitive PM2.5	Exhaust PM2.5	PM2.5 Total	Bio- CO2	NBio- CO2	Total CO2	CH4	N2O	CO2e
Category	lb/day										lb/day					
Hauling	0.0000	0.0000	0.0000	0.0000	0.0000	0.0000	0.0000	0.0000	0.0000	0.0000		0.0000	0.0000	0.0000		0.0000
Vendor	0.0274	0.1460	0.4014	9.3000e-004	0.0266	3.3400e-003	0.0299	7.5700e-003	3.0800e-003	0.0107		87.4462	87.4462	6.4000e-004		87.4595
Worker	0.0412	0.0488	0.4519	1.9600e-003	0.1643	1.2300e-003	0.1655	0.0436	1.1500e-003	0.0447		128.2006	128.2006	5.4700e-003		128.3155
Total	**0.0686**	**0.1948**	**0.8533**	**2.8900e-003**	**0.1909**	**4.5700e-003**	**0.1954**	**0.0512**	**4.2300e-003**	**0.0554**		**215.6468**	**215.6468**	**6.1100e-003**		**215.7750**

Mitigated Construction On-Site

	ROG	NOx	CO	SO2	Fugitive PM10	Exhaust PM10	PM10 Total	Fugitive PM2.5	Exhaust PM2.5	PM2.5 Total	Bio- CO2	NBio- CO2	Total CO2	CH4	N2O	CO2e
Category	lb/day										lb/day					

Fugitive Dust					0.0000	0.0000	0.0000	0.0000	0.0000	0.0000			0.0000			0.0000
Off-Road	1.2066	11.0920	11.8224	0.0243		0.4922	0.4922		0.4528	0.4528	0.0000	2,348.2704	2,348.2704	0.7595		2,364.2195
Total	**1.2066**	**11.0920**	**11.8224**	**0.0243**	**0.0000**	**0.4922**	**0.4922**	**0.0000**	**0.4528**	**0.4528**	**0.0000**	**2,348.2704**	**2,348.2704**	**0.7595**		**2,364.2195**

Mitigated Construction Off-Site

	ROG	NOx	CO	SO2	Fugitive PM10	Exhaust PM10	PM10 Total	Fugitive PM2.5	Exhaust PM2.5	PM2.5 Total	Bio- CO2	NBio- CO2	Total CO2	CH4	N2O	CO2e
Category	lb/day										lb/day					
Hauling	0.0000	0.0000	0.0000	0.0000	0.0000	0.0000	0.0000	0.0000	0.0000	0.0000		0.0000	0.0000	0.0000		0.0000
Vendor	0.0274	0.1460	0.4014	9.3000e-004	0.0266	3.3400e-003	0.0299	7.5700e-003	3.0800e-003	0.0107		87.4462	87.4462	6.4000e-004		87.4595
Worker	0.0412	0.0488	0.4519	1.9600e-003	0.1643	1.2300e-003	0.1655	0.0436	1.1500e-003	0.0447		128.2006	128.2006	5.4700e-003		128.3155
Total	**0.0686**	**0.1948**	**0.8533**	**2.8900e-003**	**0.1909**	**4.5700e-003**	**0.1954**	**0.0512**	**4.2300e-003**	**0.0554**		**215.6468**	**215.6468**	**6.1100e-003**		**215.7750**

3.3 Excavation Portal 1 - 2026

Unmitigated Construction On-Site

	ROG	NOx	CO	SO2	Fugitive PM10	Exhaust PM10	PM10 Total	Fugitive PM2.5	Exhaust PM2.5	PM2.5 Total	Bio- CO2	NBio- CO2	Total CO2	CH4	N2O	CO2e
Category	lb/day										lb/day					
Fugitive Dust					0.7573	0.0000	0.7573	0.4145	0.0000	0.4145			0.0000			0.0000
Off-Road	1.1115	8.9928	13.1910	0.0200		0.4615	0.4615		0.4335	0.4335		1,923.0633	1,923.0633	0.4433		1,932.3722
Total	**1.1115**	**8.9928**	**13.1910**	**0.0200**	**0.7573**	**0.4615**	**1.2188**	**0.4145**	**0.4335**	**0.8479**		**1,923.0633**	**1,923.0633**	**0.4433**		**1,932.3722**

Unmitigated Construction Off-Site

	ROG	NOx	CO	SO2	Fugitive PM10	Exhaust PM10	PM10 Total	Fugitive PM2.5	Exhaust PM2.5	PM2.5 Total	Bio- CO2	NBio- CO2	Total CO2	CH4	N2O	CO2e
Category	lb/day										lb/day					
Hauling	0.0593	0.4194	0.7812	2.9500e-003	0.0697	0.0122	0.0819	0.0191	0.0112	0.0303		277.4687	277.4687	1.9600e-003		277.5099
Vendor	0.0000	0.0000	0.0000	0.0000	0.0000	0.0000	0.0000	0.0000	0.0000	0.0000		0.0000	0.0000	0.0000		0.0000
Worker	0.0412	0.0488	0.4519	1.9600e-003	0.1643	1.2300e-003	0.1655	0.0436	1.1500e-003	0.0447		128.2006	128.2006	5.4700e-003		128.3155
Total	**0.1006**	**0.4683**	**1.2330**	**4.9100e-003**	**0.2340**	**0.0134**	**0.2474**	**0.0627**	**0.0123**	**0.0750**		**405.6693**	**405.6693**	**7.4300e-003**		**405.8254**

Mitigated Construction On-Site

	ROG	NOx	CO	SO2	Fugitive PM10	Exhaust PM10	PM10 Total	Fugitive PM2.5	Exhaust PM2.5	PM2.5 Total	Bio- CO2	NBio- CO2	Total CO2	CH4	N2O	CO2e
Category	lb/day										lb/day					
Fugitive Dust					0.3408	0.0000	0.3408	0.1865	0.0000	0.1865			0.0000			0.0000
Off-Road	1.1115	8.9928	13.1910	0.0200		0.4615	0.4615		0.4335	0.4335	0.0000	1,923.0633	1,923.0633	0.4433		1,932.3722
Total	**1.1115**	**8.9928**	**13.1910**	**0.0200**	**0.3408**	**0.4615**	**0.8023**	**0.1865**	**0.4335**	**0.6200**	**0.0000**	**1,923.0633**	**1,923.0633**	**0.4433**		**1,932.3722**

Mitigated Construction Off-Site

	ROG	NOx	CO	SO2	Fugitive PM10	Exhaust PM10	PM10 Total	Fugitive PM2.5	Exhaust PM2.5	PM2.5 Total	Bio- CO2	NBio- CO2	Total CO2	CH4	N2O	CO2e

Category	lb/day										lb/day					
Hauling	0.0593	0.4194	0.7812	2.9500e-003	0.0697	0.0122	0.0819	0.0191	0.0112	0.0303		277.4687	277.4687	1.9600e-003		277.5099
Vendor	0.0000	0.0000	0.0000	0.0000	0.0000	0.0000	0.0000	0.0000	0.0000	0.0000		0.0000	0.0000	0.0000		0.0000
Worker	0.0412	0.0488	0.4519	1.9600e-003	0.1643	1.2300e-003	0.1655	0.0436	1.1500e-003	0.0447		128.2006	128.2006	5.4700e-003		128.3155
Total	**0.1006**	**0.4683**	**1.2330**	**4.9100e-003**	**0.2340**	**0.0134**	**0.2474**	**0.0627**	**0.0123**	**0.0750**		**405.6693**	**405.6693**	**7.4300e-003**		**405.8254**

3.4 Tunnel Excavation - 2026

Unmitigated Construction On-Site

	ROG	NOx	CO	SO2	Fugitive PM10	Exhaust PM10	PM10 Total	Fugitive PM2.5	Exhaust PM2.5	PM2.5 Total	Bio- CO2	NBio- CO2	Total CO2	CH4	N2O	CO2e
Category	lb/day										lb/day					
Fugitive Dust					0.7640	0.0000	0.7640	0.4155	0.0000	0.4155			0.0000			0.0000
Off-Road	1.0949	8.8259	12.9123	0.0196		0.4548	0.4548		0.4273	0.4273		1,885.3063	1,885.3063	0.4311		1,894.3588
Total	**1.0949**	**8.8259**	**12.9123**	**0.0196**	**0.7640**	**0.4548**	**1.2188**	**0.4155**	**0.4273**	**0.8427**		**1,885.3063**	**1,885.3063**	**0.4311**		**1,894.3588**

Unmitigated Construction Off-Site

	ROG	NOx	CO	SO2	Fugitive PM10	Exhaust PM10	PM10 Total	Fugitive PM2.5	Exhaust PM2.5	PM2.5 Total	Bio- CO2	NBio- CO2	Total CO2	CH4	N2O	CO2e
Category	lb/day										lb/day					
Hauling	0.1484	1.0486	1.9530	7.3800e-003	0.3343	0.0304	0.3647	0.0870	0.0280	0.1150		693.6717	693.6717	4.9100e-003		693.7748
Vendor	0.0000	0.0000	0.0000	0.0000	0.0000	0.0000	0.0000	0.0000	0.0000	0.0000		0.0000	0.0000	0.0000		0.0000
Worker	0.0309	0.0366	0.3389	1.4700e-003	0.1232	9.3000e-004	0.1242	0.0327	8.6000e-004	0.0335		96.1505	96.1505	4.1000e-003		96.2366

Total	**0.1793**	**1.0852**	**2.2919**	**8.8500e-003**	**0.4575**	**0.0313**	**0.4889**	**0.1197**	**0.0288**	**0.1485**		**789.8222**	**789.8222**	**9.0100e-003**		**790.0114**

Mitigated Construction On-Site

	ROG	NOx	CO	SO2	Fugitive PM10	Exhaust PM10	PM10 Total	Fugitive PM2.5	Exhaust PM2.5	PM2.5 Total	Bio- CO2	NBio- CO2	Total CO2	CH4	N2O	CO2e
Category	lb/day										lb/day					
Fugitive Dust					0.3438	0.0000	0.3438	0.1870	0.0000	0.1870			0.0000			0.0000
Off-Road	1.0949	8.8259	12.9123	0.0196		0.4548	0.4548		0.4273	0.4273	0.0000	1,885.3063	1,885.3063	0.4311		1,894.3588
Total	**1.0949**	**8.8259**	**12.9123**	**0.0196**	**0.3438**	**0.4548**	**0.7986**	**0.1870**	**0.4273**	**0.6142**	**0.0000**	**1,885.3063**	**1,885.3063**	**0.4311**		**1,894.3588**

Mitigated Construction Off-Site

	ROG	NOx	CO	SO2	Fugitive PM10	Exhaust PM10	PM10 Total	Fugitive PM2.5	Exhaust PM2.5	PM2.5 Total	Bio- CO2	NBio- CO2	Total CO2	CH4	N2O	CO2e
Category	lb/day										lb/day					
Hauling	0.1484	1.0486	1.9530	7.3800e-003	0.3343	0.0304	0.3647	0.0870	0.0280	0.1150		693.6717	693.6717	4.9100e-003		693.7748
Vendor	0.0000	0.0000	0.0000	0.0000	0.0000	0.0000	0.0000	0.0000	0.0000	0.0000		0.0000	0.0000	0.0000		0.0000
Worker	0.0309	0.0366	0.3389	1.4700e-003	0.1232	9.3000e-004	0.1242	0.0327	8.6000e-004	0.0335		96.1505	96.1505	4.1000e-003		96.2366
Total	**0.1793**	**1.0852**	**2.2919**	**8.8500e-003**	**0.4575**	**0.0313**	**0.4889**	**0.1197**	**0.0288**	**0.1485**		**789.8222**	**789.8222**	**9.0100e-003**		**790.0114**

3.4 Tunnel Excavation - 2027

Unmitigated Construction On-Site

	ROG	NOx	CO	SO2	Fugitive PM10	Exhaust PM10	PM10 Total	Fugitive PM2.5	Exhaust PM2.5	PM2.5 Total	Bio- CO2	NBio- CO2	Total CO2	CH4	N2O	CO2e
Category	lb/day										lb/day					
Fugitive Dust					0.7640	0.0000	0.7640	0.4155	0.0000	0.4155			0.0000			0.0000
Off-Road	1.0949	8.8259	12.9123	0.0196		0.4548	0.4548		0.4273	0.4273		1,885.3063	1,885.3063	0.4311		1,894.3588
Total	**1.0949**	**8.8259**	**12.9123**	**0.0196**	**0.7640**	**0.4548**	**1.2188**	**0.4155**	**0.4273**	**0.8427**		**1,885.3063**	**1,885.3063**	**0.4311**		**1,894.3588**

Unmitigated Construction Off-Site

	ROG	NOx	CO	SO2	Fugitive PM10	Exhaust PM10	PM10 Total	Fugitive PM2.5	Exhaust PM2.5	PM2.5 Total	Bio- CO2	NBio- CO2	Total CO2	CH4	N2O	CO2e
Category	lb/day										lb/day					
Hauling	0.1458	1.0384	1.9096	7.3800e-003	0.2836	0.0304	0.3140	0.0746	0.0280	0.1025		693.7096	693.7096	4.9200e-003		693.8129
Vendor	0.0000	0.0000	0.0000	0.0000	0.0000	0.0000	0.0000	0.0000	0.0000	0.0000		0.0000	0.0000	0.0000		0.0000
Worker	0.0300	0.0355	0.3285	1.4700e-003	0.1232	9.3000e-004	0.1242	0.0327	8.7000e-004	0.0336		95.2719	95.2719	4.0200e-003		95.3562
Total	**0.1758**	**1.0739**	**2.2381**	**8.8500e-003**	**0.4068**	**0.0313**	**0.4381**	**0.1072**	**0.0289**	**0.1361**		**788.9815**	**788.9815**	**8.9400e-003**		**789.1691**

Mitigated Construction On-Site

	ROG	NOx	CO	SO2	Fugitive PM10	Exhaust PM10	PM10 Total	Fugitive PM2.5	Exhaust PM2.5	PM2.5 Total	Bio- CO2	NBio- CO2	Total CO2	CH4	N2O	CO2e
Category	lb/day										lb/day					

Fugitive Dust					0.3438	0.0000	0.3438	0.1870	0.0000	0.1870			0.0000			0.0000
Off-Road	1.0949	8.8259	12.9123	0.0196		0.4548	0.4548		0.4273	0.4273	0.0000	1,885.3063	1,885.3063	0.4311		1,894.3588
Total	**1.0949**	**8.8259**	**12.9123**	**0.0196**	**0.3438**	**0.4548**	**0.7986**	**0.1870**	**0.4273**	**0.6142**	**0.0000**	**1,885.3063**	**1,885.3063**	**0.4311**		**1,894.3588**

Mitigated Construction Off-Site

	ROG	NOx	CO	SO2	Fugitive PM10	Exhaust PM10	PM10 Total	Fugitive PM2.5	Exhaust PM2.5	PM2.5 Total	Bio- CO2	NBio- CO2	Total CO2	CH4	N2O	CO2e
Category	lb/day										lb/day					
Hauling	0.1458	1.0384	1.9096	7.3800e-003	0.2836	0.0304	0.3140	0.0746	0.0280	0.1025		693.7096	693.7096	4.9200e-003		693.8129
Vendor	0.0000	0.0000	0.0000	0.0000	0.0000	0.0000	0.0000	0.0000	0.0000	0.0000		0.0000	0.0000	0.0000		0.0000
Worker	0.0300	0.0355	0.3285	1.4700e-003	0.1232	9.3000e-004	0.1242	0.0327	8.7000e-004	0.0336		95.2719	95.2719	4.0200e-003		95.3562
Total	**0.1758**	**1.0739**	**2.2381**	**8.8500e-003**	**0.4068**	**0.0313**	**0.4381**	**0.1072**	**0.0289**	**0.1361**		**788.9815**	**788.9815**	**8.9400e-003**		**789.1691**

3.5 Site Prep Portal 2 - 2027

Unmitigated Construction On-Site

	ROG	NOx	CO	SO2	Fugitive PM10	Exhaust PM10	PM10 Total	Fugitive PM2.5	Exhaust PM2.5	PM2.5 Total	Bio- CO2	NBio- CO2	Total CO2	CH4	N2O	CO2e
Category	lb/day										lb/day					
Fugitive Dust					1.5908	0.0000	1.5908	0.1718	0.0000	0.1718			0.0000			0.0000
Off-Road	1.2066	11.0920	11.8224	0.0243		0.4922	0.4922		0.4528	0.4528		2,348.2704	2,348.2704	0.7595		2,364.2195
Total	**1.2066**	**11.0920**	**11.8224**	**0.0243**	**1.5908**	**0.4922**	**2.0829**	**0.1718**	**0.4528**	**0.6245**		**2,348.2704**	**2,348.2704**	**0.7595**		**2,364.2195**

Unmitigated Construction Off-Site

	ROG	NOx	CO	SO2	Fugitive PM10	Exhaust PM10	PM10 Total	Fugitive PM2.5	Exhaust PM2.5	PM2.5 Total	Bio- CO2	NBio- CO2	Total CO2	CH4	N2O	CO2e
Category	lb/day										lb/day					
Hauling	0.0000	0.0000	0.0000	0.0000	0.0000	0.0000	0.0000	0.0000	0.0000	0.0000		0.0000	0.0000	0.0000		0.0000
Vendor	0.0000	0.0000	0.0000	0.0000	0.0000	0.0000	0.0000	0.0000	0.0000	0.0000		0.0000	0.0000	0.0000		0.0000
Worker	0.0300	0.0355	0.3285	1.4700e-003	0.1232	9.3000e-004	0.1242	0.0327	8.7000e-004	0.0336		95.2719	95.2719	4.0200e-003		95.3562
Total	**0.0300**	**0.0355**	**0.3285**	**1.4700e-003**	**0.1232**	**9.3000e-004**	**0.1242**	**0.0327**	**8.7000e-004**	**0.0336**		**95.2719**	**95.2719**	**4.0200e-003**		**95.3562**

Mitigated Construction On-Site

	ROG	NOx	CO	SO2	Fugitive PM10	Exhaust PM10	PM10 Total	Fugitive PM2.5	Exhaust PM2.5	PM2.5 Total	Bio- CO2	NBio- CO2	Total CO2	CH4	N2O	CO2e
Category	lb/day										lb/day					
Fugitive Dust					0.7158	0.0000	0.7158	0.0773	0.0000	0.0773			0.0000			0.0000
Off-Road	1.2066	11.0920	11.8224	0.0243		0.4922	0.4922		0.4528	0.4528	0.0000	2,348.2704	2,348.2704	0.7595		2,364.2195
Total	**1.2066**	**11.0920**	**11.8224**	**0.0243**	**0.7158**	**0.4922**	**1.2080**	**0.0773**	**0.4528**	**0.5301**	**0.0000**	**2,348.2704**	**2,348.2704**	**0.7595**		**2,364.2195**

Mitigated Construction Off-Site

	ROG	NOx	CO	SO2	Fugitive PM10	Exhaust PM10	PM10 Total	Fugitive PM2.5	Exhaust PM2.5	PM2.5 Total	Bio- CO2	NBio- CO2	Total CO2	CH4	N2O	CO2e

Category	lb/day										lb/day					
Hauling	0.0000	0.0000	0.0000	0.0000	0.0000	0.0000	0.0000	0.0000	0.0000	0.0000		0.0000	0.0000	0.0000		0.0000
Vendor	0.0000	0.0000	0.0000	0.0000	0.0000	0.0000	0.0000	0.0000	0.0000	0.0000		0.0000	0.0000	0.0000		0.0000
Worker	0.0300	0.0355	0.3285	1.4700e-003	0.1232	9.3000e-004	0.1242	0.0327	8.7000e-004	0.0336		95.2719	95.2719	4.0200e-003		95.3562
Total	**0.0300**	**0.0355**	**0.3285**	**1.4700e-003**	**0.1232**	**9.3000e-004**	**0.1242**	**0.0327**	**8.7000e-004**	**0.0336**		**95.2719**	**95.2719**	**4.0200e-003**		**95.3562**

3.6 Excavation Portal 2 - 2027

Unmitigated Construction On-Site

	ROG	NOx	CO	SO2	Fugitive PM10	Exhaust PM10	PM10 Total	Fugitive PM2.5	Exhaust PM2.5	PM2.5 Total	Bio- CO2	NBio- CO2	Total CO2	CH4	N2O	CO2e
Category	lb/day										lb/day					
Fugitive Dust					0.7577	0.0000	0.7577	0.4145	0.0000	0.4145			0.0000			0.0000
Off-Road	1.1115	8.9928	13.1910	0.0200		0.4615	0.4615		0.4335	0.4335		1,923.0633	1,923.0633	0.4433		1,932.3722
Total	**1.1115**	**8.9928**	**13.1910**	**0.0200**	**0.7577**	**0.4615**	**1.2192**	**0.4145**	**0.4335**	**0.8480**		**1,923.0633**	**1,923.0633**	**0.4433**		**1,932.3722**

Unmitigated Construction Off-Site

	ROG	NOx	CO	SO2	Fugitive PM10	Exhaust PM10	PM10 Total	Fugitive PM2.5	Exhaust PM2.5	PM2.5 Total	Bio- CO2	NBio- CO2	Total CO2	CH4	N2O	CO2e
Category	lb/day										lb/day					
Hauling	0.0636	0.4531	0.8333	3.2200e-003	0.1030	0.0133	0.1163	0.0274	0.0122	0.0397		302.7097	302.7097	2.1500e-003		302.7547
Vendor	0.0000	0.0000	0.0000	0.0000	0.0000	0.0000	0.0000	0.0000	0.0000	0.0000		0.0000	0.0000	0.0000		0.0000
Worker	0.0300	0.0355	0.3285	1.4700e-003	0.1232	9.3000e-004	0.1242	0.0327	8.7000e-004	0.0336		95.2719	95.2719	4.0200e-003		95.3562

Total	**0.0936**	**0.4886**	**1.1618**	**4.6900e-003**	**0.2262**	**0.0142**	**0.2404**	**0.0601**	**0.0131**	**0.0732**		**397.9816**	**397.9816**	**6.1700e-003**		**398.1109**

Mitigated Construction On-Site

	ROG	NOx	CO	SO2	Fugitive PM10	Exhaust PM10	PM10 Total	Fugitive PM2.5	Exhaust PM2.5	PM2.5 Total	Bio- CO2	NBio- CO2	Total CO2	CH4	N2O	CO2e
Category	lb/day										lb/day					
Fugitive Dust					0.3410	0.0000	0.3410	0.1865	0.0000	0.1865			0.0000			0.0000
Off-Road	1.1115	8.9928	13.1910	0.0200		0.4615	0.4615		0.4335	0.4335	0.0000	1,923.0633	1,923.0633	0.4433		1,932.3722
Total	**1.1115**	**8.9928**	**13.1910**	**0.0200**	**0.3410**	**0.4615**	**0.8025**	**0.1865**	**0.4335**	**0.6200**	**0.0000**	**1,923.0633**	**1,923.0633**	**0.4433**		**1,932.3722**

Mitigated Construction Off-Site

	ROG	NOx	CO	SO2	Fugitive PM10	Exhaust PM10	PM10 Total	Fugitive PM2.5	Exhaust PM2.5	PM2.5 Total	Bio- CO2	NBio- CO2	Total CO2	CH4	N2O	CO2e
Category	lb/day										lb/day					
Hauling	0.0636	0.4531	0.8333	3.2200e-003	0.1030	0.0133	0.1163	0.0274	0.0122	0.0397		302.7097	302.7097	2.1500e-003		302.7547
Vendor	0.0000	0.0000	0.0000	0.0000	0.0000	0.0000	0.0000	0.0000	0.0000	0.0000		0.0000	0.0000	0.0000		0.0000
Worker	0.0300	0.0355	0.3285	1.4700e-003	0.1232	9.3000e-004	0.1242	0.0327	8.7000e-004	0.0336		95.2719	95.2719	4.0200e-003		95.3562
Total	**0.0936**	**0.4886**	**1.1618**	**4.6900e-003**	**0.2262**	**0.0142**	**0.2404**	**0.0601**	**0.0131**	**0.0732**		**397.9816**	**397.9816**	**6.1700e-003**		**398.1109**

3.6 Excavation Portal 2 - 2028

Unmitigated Construction On-Site

	ROG	NOx	CO	SO2	Fugitive PM10	Exhaust PM10	PM10 Total	Fugitive PM2.5	Exhaust PM2.5	PM2.5 Total	Bio- CO2	NBio- CO2	Total CO2	CH4	N2O	CO2e
Category	lb/day										lb/day					
Fugitive Dust					0.7577	0.0000	0.7577	0.4145	0.0000	0.4145			0.0000			0.0000
Off-Road	1.1115	8.9928	13.1910	0.0200		0.4615	0.4615		0.4335	0.4335		1,923.0633	1,923.0633	0.4433		1,932.3722
Total	**1.1115**	**8.9928**	**13.1910**	**0.0200**	**0.7577**	**0.4615**	**1.2192**	**0.4145**	**0.4335**	**0.8480**		**1,923.0633**	**1,923.0633**	**0.4433**		**1,932.3722**

Unmitigated Construction Off-Site

	ROG	NOx	CO	SO2	Fugitive PM10	Exhaust PM10	PM10 Total	Fugitive PM2.5	Exhaust PM2.5	PM2.5 Total	Bio- CO2	NBio- CO2	Total CO2	CH4	N2O	CO2e
Category	lb/day										lb/day					
Hauling	0.0633	0.4487	0.8317	3.2200e-003	0.1997	0.0132	0.2129	0.0512	0.0122	0.0633		302.7405	302.7405	2.1400e-003		302.7855
Vendor	0.0000	0.0000	0.0000	0.0000	0.0000	0.0000	0.0000	0.0000	0.0000	0.0000		0.0000	0.0000	0.0000		0.0000
Worker	0.0290	0.0345	0.3191	1.4700e-003	0.1232	9.4000e-004	0.1242	0.0327	8.7000e-004	0.0336		94.5239	94.5239	3.9400e-003		94.6065
Total	**0.0923**	**0.4832**	**1.1508**	**4.6900e-003**	**0.3229**	**0.0142**	**0.3371**	**0.0839**	**0.0130**	**0.0969**		**397.2644**	**397.2644**	**6.0800e-003**		**397.3920**

Mitigated Construction On-Site

	ROG	NOx	CO	SO2	Fugitive PM10	Exhaust PM10	PM10 Total	Fugitive PM2.5	Exhaust PM2.5	PM2.5 Total	Bio- CO2	NBio- CO2	Total CO2	CH4	N2O	CO2e
Category	lb/day										lb/day					

Fugitive Dust					0.3410	0.0000	0.3410	0.1865	0.0000	0.1865			0.0000			0.0000
Off-Road	1.1115	8.9928	13.1910	0.0200		0.4615	0.4615		0.4335	0.4335	0.0000	1,923.0633	1,923.0633	0.4433		1,932.3722
Total	**1.1115**	**8.9928**	**13.1910**	**0.0200**	**0.3410**	**0.4615**	**0.8025**	**0.1865**	**0.4335**	**0.6200**	**0.0000**	**1,923.0633**	**1,923.0633**	**0.4433**		**1,932.3722**

Mitigated Construction Off-Site

	ROG	NOx	CO	SO2	Fugitive PM10	Exhaust PM10	PM10 Total	Fugitive PM2.5	Exhaust PM2.5	PM2.5 Total	Bio- CO2	NBio- CO2	Total CO2	CH4	N2O	CO2e
Category	lb/day										lb/day					
Hauling	0.0633	0.4487	0.8317	3.2200e-003	0.1997	0.0132	0.2129	0.0512	0.0122	0.0633		302.7405	302.7405	2.1400e-003		302.7855
Vendor	0.0000	0.0000	0.0000	0.0000	0.0000	0.0000	0.0000	0.0000	0.0000	0.0000		0.0000	0.0000	0.0000		0.0000
Worker	0.0290	0.0345	0.3191	1.4700e-003	0.1232	9.4000e-004	0.1242	0.0327	8.7000e-004	0.0336		94.5239	94.5239	3.9400e-003		94.6065
Total	**0.0923**	**0.4832**	**1.1508**	**4.6900e-003**	**0.3229**	**0.0142**	**0.3371**	**0.0839**	**0.0130**	**0.0969**		**397.2644**	**397.2644**	**6.0800e-003**		**397.3920**

3.7 Pipeline Connection - 2028

Unmitigated Construction On-Site

	ROG	NOx	CO	SO2	Fugitive PM10	Exhaust PM10	PM10 Total	Fugitive PM2.5	Exhaust PM2.5	PM2.5 Total	Bio- CO2	NBio- CO2	Total CO2	CH4	N2O	CO2e
Category	lb/day										lb/day					
Fugitive Dust					0.0000	0.0000	0.0000	0.0000	0.0000	0.0000			0.0000			0.0000
Off-Road	0.5373	5.0895	7.5376	0.0101		0.2464	0.2464		0.2266	0.2266		980.7991	980.7991	0.3172		987.4605
Total	**0.5373**	**5.0895**	**7.5376**	**0.0101**	**0.0000**	**0.2464**	**0.2464**	**0.0000**	**0.2266**	**0.2266**		**980.7991**	**980.7991**	**0.3172**		**987.4605**

Unmitigated Construction Off-Site

	ROG	NOx	CO	SO2	Fugitive PM10	Exhaust PM10	PM10 Total	Fugitive PM2.5	Exhaust PM2.5	PM2.5 Total	Bio- CO2	NBio- CO2	Total CO2	CH4	N2O	CO2e
Category	lb/day										lb/day					
Hauling	0.0000	0.0000	0.0000	0.0000	0.0000	0.0000	0.0000	0.0000	0.0000	0.0000		0.0000	0.0000	0.0000		0.0000
Vendor	0.0000	0.0000	0.0000	0.0000	0.0000	0.0000	0.0000	0.0000	0.0000	0.0000		0.0000	0.0000	0.0000		0.0000
Worker	0.0290	0.0345	0.3191	1.4700e-003	0.1232	9.4000e-004	0.1242	0.0327	8.7000e-004	0.0336		94.5239	94.5239	3.9400e-003		94.6065
Total	**0.0290**	**0.0345**	**0.3191**	**1.4700e-003**	**0.1232**	**9.4000e-004**	**0.1242**	**0.0327**	**8.7000e-004**	**0.0336**		**94.5239**	**94.5239**	**3.9400e-003**		**94.6065**

Mitigated Construction On-Site

	ROG	NOx	CO	SO2	Fugitive PM10	Exhaust PM10	PM10 Total	Fugitive PM2.5	Exhaust PM2.5	PM2.5 Total	Bio- CO2	NBio- CO2	Total CO2	CH4	N2O	CO2e
Category	lb/day										lb/day					
Fugitive Dust					0.0000	0.0000	0.0000	0.0000	0.0000	0.0000			0.0000			0.0000
Off-Road	0.5373	5.0895	7.5376	0.0101		0.2464	0.2464		0.2266	0.2266	0.0000	980.7991	980.7991	0.3172		987.4605
Total	**0.5373**	**5.0895**	**7.5376**	**0.0101**	**0.0000**	**0.2464**	**0.2464**	**0.0000**	**0.2266**	**0.2266**	**0.0000**	**980.7991**	**980.7991**	**0.3172**		**987.4605**

Mitigated Construction Off-Site

	ROG	NOx	CO	SO2	Fugitive PM10	Exhaust PM10	PM10 Total	Fugitive PM2.5	Exhaust PM2.5	PM2.5 Total	Bio- CO2	NBio- CO2	Total CO2	CH4	N2O	CO2e

Category	lb/day										lb/day					
Hauling	0.0000	0.0000	0.0000	0.0000	0.0000	0.0000	0.0000	0.0000	0.0000	0.0000		0.0000	0.0000	0.0000		0.0000
Vendor	0.0000	0.0000	0.0000	0.0000	0.0000	0.0000	0.0000	0.0000	0.0000	0.0000		0.0000	0.0000	0.0000		0.0000
Worker	0.0290	0.0345	0.3191	1.4700e-003	0.1232	9.4000e-004	0.1242	0.0327	8.7000e-004	0.0336		94.5239	94.5239	3.9400e-003		94.6065
Total	**0.0290**	**0.0345**	**0.3191**	**1.4700e-003**	**0.1232**	**9.4000e-004**	**0.1242**	**0.0327**	**8.7000e-004**	**0.0336**		**94.5239**	**94.5239**	**3.9400e-003**		**94.6065**

3.8 Site Restoration - 2028

Unmitigated Construction On-Site

	ROG	NOx	CO	SO2	Fugitive PM10	Exhaust PM10	PM10 Total	Fugitive PM2.5	Exhaust PM2.5	PM2.5 Total	Bio- CO2	NBio- CO2	Total CO2	CH4	N2O	CO2e
Category	lb/day										lb/day					
Fugitive Dust					0.0000	0.0000	0.0000	0.0000	0.0000	0.0000			0.0000			0.0000
Off-Road	0.1321	1.3351	2.2297	3.1200e-003		0.0541	0.0541		0.0498	0.0498		302.0559	302.0559	0.0977		304.1074
Total	**0.1321**	**1.3351**	**2.2297**	**3.1200e-003**	**0.0000**	**0.0541**	**0.0541**	**0.0000**	**0.0498**	**0.0498**		**302.0559**	**302.0559**	**0.0977**		**304.1074**

Unmitigated Construction Off-Site

	ROG	NOx	CO	SO2	Fugitive PM10	Exhaust PM10	PM10 Total	Fugitive PM2.5	Exhaust PM2.5	PM2.5 Total	Bio- CO2	NBio- CO2	Total CO2	CH4	N2O	CO2e
Category	lb/day										lb/day					
Hauling	0.0000	0.0000	0.0000	0.0000	0.0000	0.0000	0.0000	0.0000	0.0000	0.0000		0.0000	0.0000	0.0000		0.0000
Vendor	0.0000	0.0000	0.0000	0.0000	0.0000	0.0000	0.0000	0.0000	0.0000	0.0000		0.0000	0.0000	0.0000		0.0000
Worker	5.8000e-003	6.8900e-003	0.0638	2.9000e-004	0.0246	1.9000e-004	0.0248	6.5400e-003	1.7000e-004	6.7100e-003		18.9048	18.9048	7.9000e-004		18.9213

Total	**5.8000e-003**	**6.8900e-003**	**0.0638**	**2.9000e-004**	**0.0246**	**1.9000e-004**	**0.0248**	**6.5400e-003**	**1.7000e-004**	**6.7100e-003**		**18.9048**	**18.9048**	**7.9000e-004**		**18.9213**

Mitigated Construction On-Site

	ROG	NOx	CO	SO2	Fugitive PM10	Exhaust PM10	PM10 Total	Fugitive PM2.5	Exhaust PM2.5	PM2.5 Total	Bio- CO2	NBio- CO2	Total CO2	CH4	N2O	CO2e
Category	lb/day										lb/day					
Fugitive Dust					0.0000	0.0000	0.0000	0.0000	0.0000	0.0000			0.0000			0.0000
Off-Road	0.1321	1.3351	2.2297	3.1200e-003		0.0541	0.0541		0.0498	0.0498	0.0000	302.0559	302.0559	0.0977		304.1074
Total	**0.1321**	**1.3351**	**2.2297**	**3.1200e-003**	**0.0000**	**0.0541**	**0.0541**	**0.0000**	**0.0498**	**0.0498**	**0.0000**	**302.0559**	**302.0559**	**0.0977**		**304.1074**

Mitigated Construction Off-Site

	ROG	NOx	CO	SO2	Fugitive PM10	Exhaust PM10	PM10 Total	Fugitive PM2.5	Exhaust PM2.5	PM2.5 Total	Bio- CO2	NBio- CO2	Total CO2	CH4	N2O	CO2e
Category	lb/day										lb/day					
Hauling	0.0000	0.0000	0.0000	0.0000	0.0000	0.0000	0.0000	0.0000	0.0000	0.0000		0.0000	0.0000	0.0000		0.0000
Vendor	0.0000	0.0000	0.0000	0.0000	0.0000	0.0000	0.0000	0.0000	0.0000	0.0000		0.0000	0.0000	0.0000		0.0000
Worker	5.8000e-003	6.8900e-003	0.0638	2.9000e-004	0.0246	1.9000e-004	0.0248	6.5400e-003	1.7000e-004	6.7100e-003		18.9048	18.9048	7.9000e-004		18.9213
Total	**5.8000e-003**	**6.8900e-003**	**0.0638**	**2.9000e-004**	**0.0246**	**1.9000e-004**	**0.0248**	**6.5400e-003**	**1.7000e-004**	**6.7100e-003**		**18.9048**	**18.9048**	**7.9000e-004**		**18.9213**

4.0 Operational Detail - Mobile

4.1 Mitigation Measures Mobile

	ROG	NOx	CO	SO2	Fugitive PM10	Exhaust PM10	PM10 Total	Fugitive PM2.5	Exhaust PM2.5	PM2.5 Total	Bio- CO2	NBio- CO2	Total CO2	CH4	N2O	CO2e
Category	lb/day										lb/day					
Mitigated	0.0000	0.0000	0.0000	0.0000	0.0000	0.0000	0.0000	0.0000	0.0000	0.0000		0.0000	0.0000	0.0000		0.0000
Unmitigated	0.0000	0.0000	0.0000	0.0000	0.0000	0.0000	0.0000	0.0000	0.0000	0.0000		0.0000	0.0000	0.0000		0.0000

4.2 Trip Summary Information

	Average Daily Trip Rate			Unmitigated	Mitigated
Land Use	Weekday	Saturday	Sunday	Annual VMT	Annual VMT
User Defined Industrial	0.00	0.00	0.00		
Total	0.00	0.00	0.00		

4.3 Trip Type Information

	Miles			Trip %			Trip Purpose %		
Land Use	H-W or C-W	H-S or C-C	H-O or C-NW	H-W or C-W	H-S or C-C	H-O or C-NW	Primary	Diverted	Pass-by
User Defined Industrial	9.50	7.30	7.30	0.00	0.00	0.00	0	0	0

LDA	LDT1	LDT2	MDV	LHD1	LHD2	MHD	HHD	OBUS	UBUS	MCY	SBUS	MH
0.511923	0.073395	0.191568	0.130918	0.036235	0.005199	0.012665	0.023708	0.001889	0.002027	0.006511	0.000534	0.003431

5.0 Energy Detail

4.4 Fleet Mix

Historical Energy Use: N

5.1 Mitigation Measures Energy

	ROG	NOx	CO	SO2	Fugitive PM10	Exhaust PM10	PM10 Total	Fugitive PM2.5	Exhaust PM2.5	PM2.5 Total	Bio- CO2	NBio- CO2	Total CO2	CH4	N2O	CO2e
Category	lb/day										lb/day					
NaturalGas Mitigated	0.0000	0.0000	0.0000	0.0000		0.0000	0.0000		0.0000	0.0000		0.0000	0.0000	0.0000	0.0000	0.0000
NaturalGas Unmitigated	0.0000	0.0000	0.0000	0.0000		0.0000	0.0000		0.0000	0.0000		0.0000	0.0000	0.0000	0.0000	0.0000

5.2 Energy by Land Use - NaturalGas

Unmitigated

	NaturalGas Use	ROG	NOx	CO	SO2	Fugitive PM10	Exhaust PM10	PM10 Total	Fugitive PM2.5	Exhaust PM2.5	PM2.5 Total	Bio- CO2	NBio- CO2	Total CO2	CH4	N2O	CO2e
Land Use	kBTU/yr	lb/day										lb/day					
User Defined Industrial	0	0.0000	0.0000	0.0000	0.0000		0.0000	0.0000		0.0000	0.0000		0.0000	0.0000	0.0000	0.0000	0.0000
Total		**0.0000**	**0.0000**	**0.0000**	**0.0000**		**0.0000**	**0.0000**		**0.0000**	**0.0000**		**0.0000**	**0.0000**	**0.0000**	**0.0000**	**0.0000**

Mitigated

	NaturalGas Use	ROG	NOx	CO	SO2	Fugitive PM10	Exhaust PM10	PM10 Total	Fugitive PM2.5	Exhaust PM2.5	PM2.5 Total	Bio- CO2	NBio- CO2	Total CO2	CH4	N2O	CO2e
Land Use	kBTU/yr	lb/day										lb/day					
User Defined Industrial	0	0.0000	0.0000	0.0000	0.0000		0.0000	0.0000		0.0000	0.0000		0.0000	0.0000	0.0000	0.0000	0.0000

Total		**0.0000**	**0.0000**	**0.0000**	**0.0000**		**0.0000**	**0.0000**		**0.0000**	**0.0000**		**0.0000**	**0.0000**	**0.0000**	**0.0000**	**0.0000**

6.0 Area Detail

6.1 Mitigation Measures Area

	ROG	NOx	CO	SO2	Fugitive PM10	Exhaust PM10	PM10 Total	Fugitive PM2.5	Exhaust PM2.5	PM2.5 Total	Bio- CO2	NBio- CO2	Total CO2	CH4	N2O	CO2e
Category	lb/day										lb/day					
Unmitigated	1.0000e-005	0.0000	1.0000e-004	0.0000		0.0000	0.0000		0.0000	0.0000		2.2000e-004	2.2000e-004	0.0000		2.3000e-004
Mitigated	1.0000e-005	0.0000	1.0000e-004	0.0000		0.0000	0.0000		0.0000	0.0000		2.2000e-004	2.2000e-004	0.0000		2.3000e-004

6.2 Area by SubCategory

Unmitigated

	ROG	NOx	CO	SO2	Fugitive PM10	Exhaust PM10	PM10 Total	Fugitive PM2.5	Exhaust PM2.5	PM2.5 Total	Bio- CO2	NBio- CO2	Total CO2	CH4	N2O	CO2e
SubCategory	lb/day										lb/day					
Architectural Coating	0.0000					0.0000	0.0000		0.0000	0.0000			0.0000			0.0000
Consumer Products	0.0000					0.0000	0.0000		0.0000	0.0000			0.0000			0.0000
Landscaping	1.0000e-005	0.0000	1.0000e-004	0.0000		0.0000	0.0000		0.0000	0.0000		2.2000e-004	2.2000e-004	0.0000		2.3000e-004
Total	**1.0000e-005**	**0.0000**	**1.0000e-004**	**0.0000**		**0.0000**	**0.0000**		**0.0000**	**0.0000**		**2.2000e-004**	**2.2000e-004**	**0.0000**		**2.3000e-004**

Mitigated

	ROG	NOx	CO	SO2	Fugitive PM10	Exhaust PM10	PM10 Total	Fugitive PM2.5	Exhaust PM2.5	PM2.5 Total	Bio- CO2	NBio- CO2	Total CO2	CH4	N2O	CO2e
SubCategory	lb/day										lb/day					
Architectural Coating	0.0000					0.0000	0.0000		0.0000	0.0000			0.0000			0.0000
Consumer Products	0.0000					0.0000	0.0000		0.0000	0.0000			0.0000			0.0000
Landscaping	1.0000e-005	0.0000	1.0000e-004	0.0000		0.0000	0.0000		0.0000	0.0000		2.2000e-004	2.2000e-004	0.0000		2.3000e-004
Total	**1.0000e-005**	**0.0000**	**1.0000e-004**	**0.0000**		**0.0000**	**0.0000**		**0.0000**	**0.0000**		**2.2000e-004**	**2.2000e-004**	**0.0000**		**2.3000e-004**

7.0 Water Detail

7.1 Mitigation Measures Water

8.0 Waste Detail

8.1 Mitigation Measures Waste

9.0 Operational Offroad

Equipment Type	Number	Hours/Day	Days/Year	Horse Power	Load Factor	Fuel Type

10.0 Vegetation

CA Sludge Conveyance (Pump Station) Const

San Diego Air Basin, Summer

1.0 Project Characteristics

1.1 Land Usage

Land Uses	Size	Metric	Lot Acreage	Floor Surface Area	Population
User Defined Industrial	1.00	User Defined Unit	0.00	0.00	0

1.2 Other Project Characteristics

Urbanization	Urban	**Wind Speed (m/s)**	2.6	**Precipitation Freq (Days)**	40
Climate Zone	13			**Operational Year**	2025
Utility Company	San Diego Gas & Electric				
CO2 Intensity (lb/MWhr)	720.49	**CH4 Intensity (lb/MWhr)**	0.029	**N2O Intensity (lb/MWhr)**	0.006

1.3 User Entered Comments & Non-Default Data

Project Characteristics -

Land Use -

Construction Phase - Modified

Off-road Equipment - Modified

Off-road Equipment - Modified

Off-road Equipment - Modified

Off-road Equipment - Modified

Trips and VMT - Modified

Table Name	Column Name	Default Value	New Value
tblConstructionPhase	NumDays	0.00	480.00
tblConstructionPhase	NumDays	0.00	10.00

tblConstructionPhase	NumDays	0.00	11.00
tblConstructionPhase	NumDays	0.00	10.00
tblOffRoadEquipment	OffRoadEquipmentUnitAmount	4.00	0.00
tblOffRoadEquipment	OffRoadEquipmentUnitAmount	1.00	0.00
tblOffRoadEquipment	OffRoadEquipmentUnitAmount	1.00	0.00
tblOffRoadEquipment	OffRoadEquipmentUnitAmount	2.00	1.00
tblOffRoadEquipment	OffRoadEquipmentUnitAmount	1.00	0.00
tblOffRoadEquipment	OffRoadEquipmentUnitAmount	2.00	1.00
tblOffRoadEquipment	OffRoadEquipmentUnitAmount	2.00	1.00
tblOffRoadEquipment	OffRoadEquipmentUnitAmount	1.00	0.00
tblProjectCharacteristics	OperationalYear	2014	2025
tblTripsAndVMT	HaulingTripNumber	0.00	100.00
tblTripsAndVMT	VendorTripNumber	0.00	4.00
tblTripsAndVMT	VendorTripNumber	0.00	2.00
tblTripsAndVMT	WorkerTripNumber	0.00	8.00

2.0 Emissions Summary

2.1 Overall Construction (Maximum Daily Emission)

Unmitigated Construction

	ROG	NOx	CO	SO2	Fugitive PM10	Exhaust PM10	PM10 Total	Fugitive PM2.5	Exhaust PM2.5	PM2.5 Total	Bio- CO2	NBio- CO2	Total CO2	CH4	N2O	CO2e
Year	lb/day										lb/day					
2026	1.1224	8.4010	13.7793	0.0226	6.0897	0.3332	6.4184	3.3287	0.3211	3.6311	0.0000	2,062.7802	2,062.7802	0.3784	0.0000	2,070.7270
2027	1.1216	8.3997	13.7701	0.0226	0.0790	0.3332	0.4122	0.0212	0.3211	0.3424	0.0000	2,062.2891	2,062.2891	0.3666	0.0000	2,069.9878
2028	1.1210	8.3986	13.7639	0.0226	0.0790	0.3332	0.4122	0.0212	0.3211	0.3424	0.0000	2,061.8728	2,061.8728	0.3666	0.0000	2,069.5706
Total	**3.3650**	**25.1993**	**41.3132**	**0.0677**	**6.2477**	**0.9995**	**7.2427**	**3.3711**	**0.9634**	**4.3158**	**0.0000**	**6,186.9420**	**6,186.9420**	**1.1116**	**0.0000**	**6,210.2854**

Mitigated Construction

	ROG	NOx	CO	SO2	Fugitive PM10	Exhaust PM10	PM10 Total	Fugitive PM2.5	Exhaust PM2.5	PM2.5 Total	Bio- CO2	NBio- CO2	Total CO2	CH4	N2O	CO2e
Year	lb/day										lb/day					
2026	1.1224	8.4010	13.7793	0.0226	6.0897	0.3332	6.4184	3.3287	0.3211	3.6311	0.0000	2,062.7802	2,062.7802	0.3784	0.0000	2,070.7270
2027	1.1216	8.3997	13.7701	0.0226	0.0790	0.3332	0.4122	0.0212	0.3211	0.3424	0.0000	2,062.2891	2,062.2891	0.3666	0.0000	2,069.9878
2028	1.1210	8.3986	13.7639	0.0226	0.0790	0.3332	0.4122	0.0212	0.3211	0.3424	0.0000	2,061.8728	2,061.8728	0.3666	0.0000	2,069.5706
Total	**3.3650**	**25.1993**	**41.3132**	**0.0677**	**6.2477**	**0.9995**	**7.2427**	**3.3711**	**0.9634**	**4.3158**	**0.0000**	**6,186.9420**	**6,186.9420**	**1.1116**	**0.0000**	**6,210.2854**

	ROG	**NOx**	**CO**	**SO2**	**Fugitive PM10**	**Exhaust PM10**	**PM10 Total**	**Fugitive PM2.5**	**Exhaust PM2.5**	**PM2.5 Total**	**Bio- CO2**	**NBio-CO2**	**Total CO2**	**CH4**	**N20**	**CO2e**
Percent Reduction	**0.00**	**0.00**	**0.00**	**0.00**	**0.00**	**0.00**	**0.00**	**0.00**	**0.00**	**0.00**	**0.00**	**0.00**	**0.00**	**0.00**	**0.00**	**0.00**

2.2 Overall Operational

Unmitigated Operational

	ROG	NOx	CO	SO2	Fugitive PM10	Exhaust PM10	PM10 Total	Fugitive PM2.5	Exhaust PM2.5	PM2.5 Total	Bio- CO2	NBio- CO2	Total CO2	CH4	N2O	CO2e
Category	lb/day										lb/day					
Area	1.0000e-005	0.0000	1.0000e-004	0.0000		0.0000	0.0000		0.0000	0.0000		2.2000e-004	2.2000e-004	0.0000		2.3000e-004
Energy	0.0000	0.0000	0.0000	0.0000		0.0000	0.0000		0.0000	0.0000		0.0000	0.0000	0.0000	0.0000	0.0000
Mobile	0.0000	0.0000	0.0000	0.0000	0.0000	0.0000	0.0000	0.0000	0.0000	0.0000		0.0000	0.0000	0.0000		0.0000
Total	**1.0000e-005**	**0.0000**	**1.0000e-004**	**0.0000**	**0.0000**	**0.0000**	**0.0000**	**0.0000**	**0.0000**	**0.0000**		**2.2000e-004**	**2.2000e-004**	**0.0000**	**0.0000**	**2.3000e-004**

Mitigated Operational

	ROG	NOx	CO	SO2	Fugitive PM10	Exhaust PM10	PM10 Total	Fugitive PM2.5	Exhaust PM2.5	PM2.5 Total	Bio- CO2	NBio- CO2	Total CO2	CH4	N2O	CO2e
Category	lb/day										lb/day					
Area	1.0000e-005	0.0000	1.0000e-004	0.0000		0.0000	0.0000		0.0000	0.0000		2.2000e-004	2.2000e-004	0.0000		2.3000e-004
Energy	0.0000	0.0000	0.0000	0.0000		0.0000	0.0000		0.0000	0.0000		0.0000	0.0000	0.0000	0.0000	0.0000
Mobile	0.0000	0.0000	0.0000	0.0000	0.0000	0.0000	0.0000	0.0000	0.0000	0.0000		0.0000	0.0000	0.0000		0.0000
Total	**1.0000e-005**	**0.0000**	**1.0000e-004**	**0.0000**	**0.0000**	**0.0000**	**0.0000**	**0.0000**	**0.0000**	**0.0000**		**2.2000e-004**	**2.2000e-004**	**0.0000**	**0.0000**	**2.3000e-004**

	ROG	**NOx**	**CO**	**SO2**	**Fugitive PM10**	**Exhaust PM10**	**PM10 Total**	**Fugitive PM2.5**	**Exhaust PM2.5**	**PM2.5 Total**	**Bio- CO2**	**NBio-CO2**	**Total CO2**	**CH4**	**N20**	**CO2e**
Percent Reduction	**0.00**	**0.00**	**0.00**	**0.00**	**0.00**	**0.00**	**0.00**	**0.00**	**0.00**	**0.00**	**0.00**	**0.00**	**0.00**	**0.00**	**0.00**	**0.00**

3.0 Construction Detail

Construction Phase

Phase Number	Phase Name	Phase Type	Start Date	End Date	Num Days Week	Num Days	Phase Description
1	Site Preparation	Site Preparation	2/15/2026	2/27/2026	5	10	
2	Grading	Grading	2/28/2026	3/13/2026	5	10	
3	Building Construction	Building Construction	3/14/2026	1/14/2028	5	480	
4	Paving	Paving	1/15/2028	1/31/2028	5	11	

Acres of Grading (Site Preparation Phase): 0

Acres of Grading (Grading Phase): 0

Acres of Paving: 0

Residential Indoor: 0; Residential Outdoor: 0; Non-Residential Indoor: 0; Non-Residential Outdoor: 0 (Architectural Coating – sqft)

OffRoad Equipment

Phase Name	Offroad Equipment Type	Amount	Usage Hours	Horse Power	Load Factor
Site Preparation	Graders	0	8.00	174	0.41
Site Preparation	Rubber Tired Dozers	1	8.00	255	0.40
Site Preparation	Tractors/Loaders/Backhoes	1	8.00	97	0.37
Grading	Concrete/Industrial Saws	0	8.00	81	0.73
Grading	Rubber Tired Dozers	1	1.00	255	0.40
Grading	Tractors/Loaders/Backhoes	1	6.00	97	0.37
Building Construction	Cranes	0	4.00	226	0.29
Building Construction	Excavators	1	8.00	162	0.38
Building Construction	Forklifts	1	6.00	89	0.20
Building Construction	Pumps	1	8.00	84	0.74
Building Construction	Tractors/Loaders/Backhoes	1	8.00	97	0.37
Building Construction	Welders	2	8.00	46	0.45
Paving	Cement and Mortar Mixers	0	6.00	9	0.56
Paving	Pavers	1	7.00	125	0.42
Paving	Paving Equipment	1	8.00	130	0.36
Paving	Rollers	1	7.00	80	0.38
Paving	Tractors/Loaders/Backhoes	0	7.00	97	0.37

Trips and VMT

Phase Name	Offroad Equipment Count	Worker Trip Number	Vendor Trip Number	Hauling Trip Number	Worker Trip Length	Vendor Trip Length	Hauling Trip Length	Worker Vehicle Class	Vendor Vehicle Class	Hauling Vehicle Class
Site Preparation	2	5.00	4.00	0.00	10.80	7.30	20.00	LD_Mix	HDT_Mix	HHDT
Grading	2	5.00	0.00	100.00	10.80	7.30	20.00	LD_Mix	HDT_Mix	HHDT
Building Construction	6	8.00	2.00	0.00	10.80	7.30	20.00	LD_Mix	HDT_Mix	HHDT
Paving	3	8.00	0.00	0.00	10.80	7.30	20.00	LD_Mix	HDT_Mix	HHDT

3.1 Mitigation Measures Construction

3.2 Site Preparation - 2026

Unmitigated Construction On-Site

	ROG	NOx	CO	SO2	Fugitive PM10	Exhaust PM10	PM10 Total	Fugitive PM2.5	Exhaust PM2.5	PM2.5 Total	Bio- CO2	NBio- CO2	Total CO2	CH4	N2O	CO2e
Category	lb/day										lb/day					
Fugitive Dust					6.0221	0.0000	6.0221	3.3102	0.0000	3.3102			0.0000			0.0000
Off-Road	0.7921	7.3969	7.5527	0.0120		0.3251	0.3251		0.2991	0.2991		1,163.9281	1,163.9281	0.3764		1,171.8333
Total	**0.7921**	**7.3969**	**7.5527**	**0.0120**	**6.0221**	**0.3251**	**6.3472**	**3.3102**	**0.2991**	**3.6093**		**1,163.9281**	**1,163.9281**	**0.3764**		**1,171.8333**

Unmitigated Construction Off-Site

	ROG	NOx	CO	SO2	Fugitive PM10	Exhaust PM10	PM10 Total	Fugitive PM2.5	Exhaust PM2.5	PM2.5 Total	Bio- CO2	NBio- CO2	Total CO2	CH4	N2O	CO2e
Category	lb/day										lb/day					
Hauling	0.0000	0.0000	0.0000	0.0000	0.0000	0.0000	0.0000	0.0000	0.0000	0.0000		0.0000	0.0000	0.0000		0.0000
Vendor	0.0247	0.1433	0.2947	9.4000e-004	0.0266	3.3200e-003	0.0299	7.5700e-003	3.0500e-003	0.0106		88.1325	88.1325	6.1000e-004		88.1454
Worker	9.8200e-003	0.0109	0.1196	5.2000e-004	0.0411	3.1000e-004	0.0414	0.0109	2.9000e-004	0.0112		34.1502	34.1502	1.3700e-003		34.1789
Total	**0.0345**	**0.1542**	**0.4143**	**1.4600e-003**	**0.0676**	**3.6300e-003**	**0.0713**	**0.0185**	**3.3400e-003**	**0.0218**		**122.2827**	**122.2827**	**1.9800e-003**		**122.3243**

Mitigated Construction On-Site

	ROG	NOx	CO	SO2	Fugitive PM10	Exhaust PM10	PM10 Total	Fugitive PM2.5	Exhaust PM2.5	PM2.5 Total	Bio- CO2	NBio- CO2	Total CO2	CH4	N2O	CO2e
Category	lb/day										lb/day					
Fugitive Dust					6.0221	0.0000	6.0221	3.3102	0.0000	3.3102			0.0000			0.0000
Off-Road	0.7921	7.3969	7.5527	0.0120		0.3251	0.3251		0.2991	0.2991	0.0000	1,163.9281	1,163.9281	0.3764		1,171.8333
Total	**0.7921**	**7.3969**	**7.5527**	**0.0120**	**6.0221**	**0.3251**	**6.3472**	**3.3102**	**0.2991**	**3.6093**	**0.0000**	**1,163.9281**	**1,163.9281**	**0.3764**		**1,171.8333**

Mitigated Construction Off-Site

	ROG	NOx	CO	SO2	Fugitive PM10	Exhaust PM10	PM10 Total	Fugitive PM2.5	Exhaust PM2.5	PM2.5 Total	Bio- CO2	NBio- CO2	Total CO2	CH4	N2O	CO2e
Category	lb/day										lb/day					
Hauling	0.0000	0.0000	0.0000	0.0000	0.0000	0.0000	0.0000	0.0000	0.0000	0.0000		0.0000	0.0000	0.0000		0.0000
Vendor	0.0247	0.1433	0.2947	9.4000e-004	0.0266	3.3200e-003	0.0299	7.5700e-003	3.0500e-003	0.0106		88.1325	88.1325	6.1000e-004		88.1454
Worker	9.8200e-003	0.0109	0.1196	5.2000e-004	0.0411	3.1000e-004	0.0414	0.0109	2.9000e-004	0.0112		34.1502	34.1502	1.3700e-003		34.1789
Total	**0.0345**	**0.1542**	**0.4143**	**1.4600e-003**	**0.0676**	**3.6300e-003**	**0.0713**	**0.0185**	**3.3400e-003**	**0.0218**		**122.2827**	**122.2827**	**1.9800e-003**		**122.3243**

3.3 Grading - 2026

Unmitigated Construction On-Site

	ROG	NOx	CO	SO2	Fugitive PM10	Exhaust PM10	PM10 Total	Fugitive PM2.5	Exhaust PM2.5	PM2.5 Total	Bio- CO2	NBio- CO2	Total CO2	CH4	N2O	CO2e
Category	lb/day										lb/day					
Fugitive Dust					0.7528	0.0000	0.7528	0.4138	0.0000	0.4138			0.0000			0.0000

Off-Road	0.1816	1.7590	2.3376	3.4500e-003		0.0744	0.0744		0.0685	0.0685		334.2759	334.2759	0.1081		336.5463
Total	**0.1816**	**1.7590**	**2.3376**	**3.4500e-003**	**0.7528**	**0.0744**	**0.8272**	**0.4138**	**0.0685**	**0.4823**		**334.2759**	**334.2759**	**0.1081**		**336.5463**

Unmitigated Construction Off-Site

	ROG	NOx	CO	SO2	Fugitive PM10	Exhaust PM10	PM10 Total	Fugitive PM2.5	Exhaust PM2.5	PM2.5 Total	Bio- CO2	NBio- CO2	Total CO2	CH4	N2O	CO2e
Category	lb/day										lb/day					
Hauling	0.1394	1.0172	1.5271	7.3900e-003	0.1743	0.0303	0.2046	0.0477	0.0279	0.0756		695.3173	695.3173	4.8200e-003		695.4186
Vendor	0.0000	0.0000	0.0000	0.0000	0.0000	0.0000	0.0000	0.0000	0.0000	0.0000		0.0000	0.0000	0.0000		0.0000
Worker	9.8200e-003	0.0109	0.1196	5.2000e-004	0.0411	3.1000e-004	0.0414	0.0109	2.9000e-004	0.0112		34.1502	34.1502	1.3700e-003		34.1789
Total	**0.1493**	**1.0281**	**1.6467**	**7.9100e-003**	**0.2154**	**0.0306**	**0.2460**	**0.0586**	**0.0282**	**0.0868**		**729.4674**	**729.4674**	**6.1900e-003**		**729.5975**

Mitigated Construction On-Site

	ROG	NOx	CO	SO2	Fugitive PM10	Exhaust PM10	PM10 Total	Fugitive PM2.5	Exhaust PM2.5	PM2.5 Total	Bio- CO2	NBio- CO2	Total CO2	CH4	N2O	CO2e
Category	lb/day										lb/day					
Fugitive Dust					0.7528	0.0000	0.7528	0.4138	0.0000	0.4138			0.0000			0.0000
Off-Road	0.1816	1.7590	2.3376	3.4500e-003		0.0744	0.0744		0.0685	0.0685	0.0000	334.2759	334.2759	0.1081		336.5463
Total	**0.1816**	**1.7590**	**2.3376**	**3.4500e-003**	**0.7528**	**0.0744**	**0.8272**	**0.4138**	**0.0685**	**0.4823**	**0.0000**	**334.2759**	**334.2759**	**0.1081**		**336.5463**

Mitigated Construction Off-Site

	ROG	NOx	CO	SO2	Fugitive PM10	Exhaust PM10	PM10 Total	Fugitive PM2.5	Exhaust PM2.5	PM2.5 Total	Bio- CO2	NBio- CO2	Total CO2	CH4	N2O	CO2e
Category	lb/day										lb/day					
Hauling	0.1394	1.0172	1.5271	7.3900e-003	0.1743	0.0303	0.2046	0.0477	0.0279	0.0756		695.3173	695.3173	4.8200e-003		695.4186
Vendor	0.0000	0.0000	0.0000	0.0000	0.0000	0.0000	0.0000	0.0000	0.0000	0.0000		0.0000	0.0000	0.0000		0.0000
Worker	9.8200e-003	0.0109	0.1196	5.2000e-004	0.0411	3.1000e-004	0.0414	0.0109	2.9000e-004	0.0112		34.1502	34.1502	1.3700e-003		34.1789
Total	**0.1493**	**1.0281**	**1.6467**	**7.9100e-003**	**0.2154**	**0.0306**	**0.2460**	**0.0586**	**0.0282**	**0.0868**		**729.4674**	**729.4674**	**6.1900e-003**		**729.5975**

3.4 Building Construction - 2026

Unmitigated Construction On-Site

	ROG	NOx	CO	SO2	Fugitive PM10	Exhaust PM10	PM10 Total	Fugitive PM2.5	Exhaust PM2.5	PM2.5 Total	Bio- CO2	NBio- CO2	Total CO2	CH4	N2O	CO2e
Category	lb/day										lb/day					
Off-Road	1.0943	8.3118	13.4406	0.0213		0.3310	0.3310		0.3191	0.3191		1,964.0737	1,964.0737	0.3642		1,971.7210
Total	**1.0943**	**8.3118**	**13.4406**	**0.0213**		**0.3310**	**0.3310**		**0.3191**	**0.3191**		**1,964.0737**	**1,964.0737**	**0.3642**		**1,971.7210**

Unmitigated Construction Off-Site

	ROG	NOx	CO	SO2	Fugitive PM10	Exhaust PM10	PM10 Total	Fugitive PM2.5	Exhaust PM2.5	PM2.5 Total	Bio- CO2	NBio- CO2	Total CO2	CH4	N2O	CO2e
Category	lb/day										lb/day					

Hauling	0.0000	0.0000	0.0000	0.0000	0.0000	0.0000	0.0000	0.0000	0.0000	0.0000		0.0000	0.0000	0.0000		0.0000
Vendor	0.0123	0.0717	0.1474	4.7000e-004	0.0133	1.6600e-003	0.0149	3.7900e-003	1.5300e-003	5.3100e-003		44.0663	44.0663	3.1000e-004		44.0727
Worker	0.0157	0.0175	0.1913	8.3000e-004	0.0657	4.9000e-004	0.0662	0.0174	4.6000e-004	0.0179		54.6403	54.6403	2.1900e-003		54.6862
Total	**0.0280**	**0.0891**	**0.3387**	**1.3000e-003**	**0.0790**	**2.1500e-003**	**0.0811**	**0.0212**	**1.9900e-003**	**0.0232**		**98.7066**	**98.7066**	**2.5000e-003**		**98.7589**

Mitigated Construction On-Site

	ROG	NOx	CO	SO2	Fugitive PM10	Exhaust PM10	PM10 Total	Fugitive PM2.5	Exhaust PM2.5	PM2.5 Total	Bio- CO2	NBio- CO2	Total CO2	CH4	N2O	CO2e
Category	lb/day										lb/day					
Off-Road	1.0943	8.3118	13.4406	0.0213		0.3310	0.3310		0.3191	0.3191	0.0000	1,964.0737	1,964.0737	0.3642		1,971.7210
Total	**1.0943**	**8.3118**	**13.4406**	**0.0213**		**0.3310**	**0.3310**		**0.3191**	**0.3191**	**0.0000**	**1,964.0737**	**1,964.0737**	**0.3642**		**1,971.7210**

Mitigated Construction Off-Site

	ROG	NOx	CO	SO2	Fugitive PM10	Exhaust PM10	PM10 Total	Fugitive PM2.5	Exhaust PM2.5	PM2.5 Total	Bio- CO2	NBio- CO2	Total CO2	CH4	N2O	CO2e
Category	lb/day										lb/day					
Hauling	0.0000	0.0000	0.0000	0.0000	0.0000	0.0000	0.0000	0.0000	0.0000	0.0000		0.0000	0.0000	0.0000		0.0000
Vendor	0.0123	0.0717	0.1474	4.7000e-004	0.0133	1.6600e-003	0.0149	3.7900e-003	1.5300e-003	5.3100e-003		44.0663	44.0663	3.1000e-004		44.0727
Worker	0.0157	0.0175	0.1913	8.3000e-004	0.0657	4.9000e-004	0.0662	0.0174	4.6000e-004	0.0179		54.6403	54.6403	2.1900e-003		54.6862
Total	**0.0280**	**0.0891**	**0.3387**	**1.3000e-003**	**0.0790**	**2.1500e-003**	**0.0811**	**0.0212**	**1.9900e-003**	**0.0232**		**98.7066**	**98.7066**	**2.5000e-003**		**98.7589**

3.4 Building Construction - 2027

Unmitigated Construction On-Site

	ROG	NOx	CO	SO2	Fugitive PM10	Exhaust PM10	PM10 Total	Fugitive PM2.5	Exhaust PM2.5	PM2.5 Total	Bio- CO2	NBio- CO2	Total CO2	CH4	N2O	CO2e
Category	lb/day										lb/day					
Off-Road	1.0943	8.3118	13.4406	0.0213		0.3310	0.3310		0.3191	0.3191		1,964.0737	1,964.0737	0.3642		1,971.7210
Total	**1.0943**	**8.3118**	**13.4406**	**0.0213**		**0.3310**	**0.3310**		**0.3191**	**0.3191**		**1,964.0737**	**1,964.0737**	**0.3642**		**1,971.7210**

Unmitigated Construction Off-Site

	ROG	NOx	CO	SO2	Fugitive PM10	Exhaust PM10	PM10 Total	Fugitive PM2.5	Exhaust PM2.5	PM2.5 Total	Bio- CO2	NBio- CO2	Total CO2	CH4	N2O	CO2e
Category	lb/day										lb/day					
Hauling	0.0000	0.0000	0.0000	0.0000	0.0000	0.0000	0.0000	0.0000	0.0000	0.0000		0.0000	0.0000	0.0000		0.0000
Vendor	0.0121	0.0710	0.1438	4.7000e-004	0.0133	1.6600e-003	0.0149	3.7900e-003	1.5300e-003	5.3200e-003		44.0716	44.0716	3.1000e-004		44.0780
Worker	0.0152	0.0169	0.1857	8.3000e-004	0.0657	5.0000e-004	0.0662	0.0174	4.6000e-004	0.0179		54.1438	54.1438	2.1400e-003		54.1888
Total	**0.0273**	**0.0879**	**0.3295**	**1.3000e-003**	**0.0790**	**2.1600e-003**	**0.0812**	**0.0212**	**1.9900e-003**	**0.0232**		**98.2154**	**98.2154**	**2.4500e-003**		**98.2668**

Mitigated Construction On-Site

	ROG	NOx	CO	SO2	Fugitive PM10	Exhaust PM10	PM10 Total	Fugitive PM2.5	Exhaust PM2.5	PM2.5 Total	Bio- CO2	NBio- CO2	Total CO2	CH4	N2O	CO2e
Category	lb/day										lb/day					
Off-Road	1.0943	8.3118	13.4406	0.0213		0.3310	0.3310		0.3191	0.3191	0.0000	1,964.0737	1,964.0737	0.3642		1,971.7210
Total	**1.0943**	**8.3118**	**13.4406**	**0.0213**		**0.3310**	**0.3310**		**0.3191**	**0.3191**	**0.0000**	**1,964.0737**	**1,964.0737**	**0.3642**		**1,971.7210**

Mitigated Construction Off-Site

	ROG	NOx	CO	SO2	Fugitive PM10	Exhaust PM10	PM10 Total	Fugitive PM2.5	Exhaust PM2.5	PM2.5 Total	Bio- CO2	NBio- CO2	Total CO2	CH4	N2O	CO2e
Category	lb/day										lb/day					
Hauling	0.0000	0.0000	0.0000	0.0000	0.0000	0.0000	0.0000	0.0000	0.0000	0.0000		0.0000	0.0000	0.0000		0.0000
Vendor	0.0121	0.0710	0.1438	4.7000e-004	0.0133	1.6600e-003	0.0149	3.7900e-003	1.5300e-003	5.3200e-003		44.0716	44.0716	3.1000e-004		44.0780
Worker	0.0152	0.0169	0.1857	8.3000e-004	0.0657	5.0000e-004	0.0662	0.0174	4.6000e-004	0.0179		54.1438	54.1438	2.1400e-003		54.1888
Total	**0.0273**	**0.0879**	**0.3295**	**1.3000e-003**	**0.0790**	**2.1600e-003**	**0.0812**	**0.0212**	**1.9900e-003**	**0.0232**		**98.2154**	**98.2154**	**2.4500e-003**		**98.2668**

3.4 Building Construction - 2028

Unmitigated Construction On-Site

	ROG	NOx	CO	SO2	Fugitive PM10	Exhaust PM10	PM10 Total	Fugitive PM2.5	Exhaust PM2.5	PM2.5 Total	Bio- CO2	NBio- CO2	Total CO2	CH4	N2O	CO2e
Category	lb/day										lb/day					
Off-Road	1.0943	8.3118	13.4406	0.0213		0.3310	0.3310		0.3191	0.3191		1,964.0737	1,964.0737	0.3642		1,971.7210

Total	**1.0943**	**8.3118**	**13.4406**	**0.0213**		**0.3310**	**0.3310**		**0.3191**	**0.3191**		**1,964.0737**	**1,964.0737**	**0.3642**		**1,971.7210**

Unmitigated Construction Off-Site

	ROG	NOx	CO	SO2	Fugitive PM10	Exhaust PM10	PM10 Total	Fugitive PM2.5	Exhaust PM2.5	PM2.5 Total	Bio- CO2	NBio- CO2	Total CO2	CH4	N2O	CO2e
Category	lb/day										lb/day					
Hauling	0.0000	0.0000	0.0000	0.0000	0.0000	0.0000	0.0000	0.0000	0.0000	0.0000		0.0000	0.0000	0.0000		0.0000
Vendor	0.0120	0.0704	0.1427	4.7000e-004	0.0133	1.6600e-003	0.0149	3.7900e-003	1.5200e-003	5.3100e-003		44.0778	44.0778	3.1000e-004		44.0843
Worker	0.0147	0.0164	0.1806	8.3000e-004	0.0657	5.0000e-004	0.0662	0.0174	4.7000e-004	0.0179		53.7213	53.7213	2.1000e-003		53.7654
Total	**0.0267**	**0.0868**	**0.3233**	**1.3000e-003**	**0.0790**	**2.1600e-003**	**0.0812**	**0.0212**	**1.9900e-003**	**0.0232**		**97.7991**	**97.7991**	**2.4100e-003**		**97.8496**

Mitigated Construction On-Site

	ROG	NOx	CO	SO2	Fugitive PM10	Exhaust PM10	PM10 Total	Fugitive PM2.5	Exhaust PM2.5	PM2.5 Total	Bio- CO2	NBio- CO2	Total CO2	CH4	N2O	CO2e
Category	lb/day										lb/day					
Off-Road	1.0943	8.3118	13.4406	0.0213		0.3310	0.3310		0.3191	0.3191	0.0000	1,964.0737	1,964.0737	0.3642		1,971.7210
Total	**1.0943**	**8.3118**	**13.4406**	**0.0213**		**0.3310**	**0.3310**		**0.3191**	**0.3191**	**0.0000**	**1,964.0737**	**1,964.0737**	**0.3642**		**1,971.7210**

Mitigated Construction Off-Site

	ROG	NOx	CO	SO2	Fugitive PM10	Exhaust PM10	PM10 Total	Fugitive PM2.5	Exhaust PM2.5	PM2.5 Total	Bio- CO2	NBio- CO2	Total CO2	CH4	N2O	CO2e
Category	lb/day										lb/day					
Hauling	0.0000	0.0000	0.0000	0.0000	0.0000	0.0000	0.0000	0.0000	0.0000	0.0000		0.0000	0.0000	0.0000		0.0000
Vendor	0.0120	0.0704	0.1427	4.7000e-004	0.0133	1.6600e-003	0.0149	3.7900e-003	1.5200e-003	5.3100e-003		44.0778	44.0778	3.1000e-004		44.0843
Worker	0.0147	0.0164	0.1806	8.3000e-004	0.0657	5.0000e-004	0.0662	0.0174	4.7000e-004	0.0179		53.7213	53.7213	2.1000e-003		53.7654
Total	**0.0267**	**0.0868**	**0.3233**	**1.3000e-003**	**0.0790**	**2.1600e-003**	**0.0812**	**0.0212**	**1.9900e-003**	**0.0232**		**97.7991**	**97.7991**	**2.4100e-003**		**97.8496**

3.5 Paving - 2028

Unmitigated Construction On-Site

	ROG	NOx	CO	SO2	Fugitive PM10	Exhaust PM10	PM10 Total	Fugitive PM2.5	Exhaust PM2.5	PM2.5 Total	Bio- CO2	NBio- CO2	Total CO2	CH4	N2O	CO2e
Category	lb/day										lb/day					
Off-Road	0.4107	3.8401	6.5601	0.0103		0.1875	0.1875		0.1725	0.1725		993.4539	993.4539	0.3213		1,000.2013
Paving	0.0000					0.0000	0.0000		0.0000	0.0000			0.0000			0.0000
Total	**0.4107**	**3.8401**	**6.5601**	**0.0103**		**0.1875**	**0.1875**		**0.1725**	**0.1725**		**993.4539**	**993.4539**	**0.3213**		**1,000.2013**

Unmitigated Construction Off-Site

	ROG	NOx	CO	SO2	Fugitive PM10	Exhaust PM10	PM10 Total	Fugitive PM2.5	Exhaust PM2.5	PM2.5 Total	Bio- CO2	NBio- CO2	Total CO2	CH4	N2O	CO2e
Category	lb/day										lb/day					

Hauling	0.0000	0.0000	0.0000	0.0000	0.0000	0.0000	0.0000	0.0000	0.0000	0.0000		0.0000	0.0000	0.0000		0.0000
Vendor	0.0000	0.0000	0.0000	0.0000	0.0000	0.0000	0.0000	0.0000	0.0000	0.0000		0.0000	0.0000	0.0000		0.0000
Worker	0.0147	0.0164	0.1806	8.3000e-004	0.0657	5.0000e-004	0.0662	0.0174	4.7000e-004	0.0179		53.7213	53.7213	2.1000e-003		53.7654
Total	**0.0147**	**0.0164**	**0.1806**	**8.3000e-004**	**0.0657**	**5.0000e-004**	**0.0662**	**0.0174**	**4.7000e-004**	**0.0179**		**53.7213**	**53.7213**	**2.1000e-003**		**53.7654**

Mitigated Construction On-Site

	ROG	NOx	CO	SO2	Fugitive PM10	Exhaust PM10	PM10 Total	Fugitive PM2.5	Exhaust PM2.5	PM2.5 Total	Bio- CO2	NBio- CO2	Total CO2	CH4	N2O	CO2e
Category	lb/day										lb/day					
Off-Road	0.4107	3.8401	6.5601	0.0103		0.1875	0.1875		0.1725	0.1725	0.0000	993.4539	993.4539	0.3213		1,000.2013
Paving	0.0000					0.0000	0.0000		0.0000	0.0000			0.0000			0.0000
Total	**0.4107**	**3.8401**	**6.5601**	**0.0103**		**0.1875**	**0.1875**		**0.1725**	**0.1725**	**0.0000**	**993.4539**	**993.4539**	**0.3213**		**1,000.2013**

Mitigated Construction Off-Site

	ROG	NOx	CO	SO2	Fugitive PM10	Exhaust PM10	PM10 Total	Fugitive PM2.5	Exhaust PM2.5	PM2.5 Total	Bio- CO2	NBio- CO2	Total CO2	CH4	N2O	CO2e
Category	lb/day										lb/day					
Hauling	0.0000	0.0000	0.0000	0.0000	0.0000	0.0000	0.0000	0.0000	0.0000	0.0000		0.0000	0.0000	0.0000		0.0000
Vendor	0.0000	0.0000	0.0000	0.0000	0.0000	0.0000	0.0000	0.0000	0.0000	0.0000		0.0000	0.0000	0.0000		0.0000
Worker	0.0147	0.0164	0.1806	8.3000e-004	0.0657	5.0000e-004	0.0662	0.0174	4.7000e-004	0.0179		53.7213	53.7213	2.1000e-003		53.7654
Total	**0.0147**	**0.0164**	**0.1806**	**8.3000e-004**	**0.0657**	**5.0000e-004**	**0.0662**	**0.0174**	**4.7000e-004**	**0.0179**		**53.7213**	**53.7213**	**2.1000e-003**		**53.7654**

4.0 Operational Detail - Mobile

4.1 Mitigation Measures Mobile

	ROG	NOx	CO	SO2	Fugitive PM10	Exhaust PM10	PM10 Total	Fugitive PM2.5	Exhaust PM2.5	PM2.5 Total	Bio- CO2	NBio- CO2	Total CO2	CH4	N2O	CO2e
Category	lb/day										lb/day					
Mitigated	0.0000	0.0000	0.0000	0.0000	0.0000	0.0000	0.0000	0.0000	0.0000	0.0000		0.0000	0.0000	0.0000		0.0000
Unmitigated	0.0000	0.0000	0.0000	0.0000	0.0000	0.0000	0.0000	0.0000	0.0000	0.0000		0.0000	0.0000	0.0000		0.0000

4.2 Trip Summary Information

	Average Daily Trip Rate			Unmitigated	Mitigated
Land Use	Weekday	Saturday	Sunday	Annual VMT	Annual VMT
User Defined Industrial	0.00	0.00	0.00		
Total	0.00	0.00	0.00		

4.3 Trip Type Information

	Miles			Trip %			Trip Purpose %		
Land Use	H-W or C-W	H-S or C-C	H-O or C-NW	H-W or C-W	H-S or C-C	H-O or C-NW	Primary	Diverted	Pass-by
User Defined Industrial	9.50	7.30	7.30	0.00	0.00	0.00	0	0	0

LDA	LDT1	LDT2	MDV	LHD1	LHD2	MHD	HHD	OBUS	UBUS	MCY	SBUS	MH
0.511923	0.073395	0.191568	0.130918	0.036235	0.005199	0.012665	0.023708	0.001889	0.002027	0.006511	0.000534	0.003431

5.0 Energy Detail

4.4 Fleet Mix

Historical Energy Use: N

5.1 Mitigation Measures Energy

	ROG	NOx	CO	SO2	Fugitive PM10	Exhaust PM10	PM10 Total	Fugitive PM2.5	Exhaust PM2.5	PM2.5 Total	Bio- CO2	NBio- CO2	Total CO2	CH4	N2O	CO2e
Category	lb/day										lb/day					
NaturalGas Mitigated	0.0000	0.0000	0.0000	0.0000		0.0000	0.0000		0.0000	0.0000		0.0000	0.0000	0.0000	0.0000	0.0000
NaturalGas Unmitigated	0.0000	0.0000	0.0000	0.0000		0.0000	0.0000		0.0000	0.0000		0.0000	0.0000	0.0000	0.0000	0.0000

5.2 Energy by Land Use - NaturalGas

Unmitigated

	NaturalGas Use	ROG	NOx	CO	SO2	Fugitive PM10	Exhaust PM10	PM10 Total	Fugitive PM2.5	Exhaust PM2.5	PM2.5 Total	Bio- CO2	NBio- CO2	Total CO2	CH4	N2O	CO2e
Land Use	kBTU/yr	lb/day										lb/day					
User Defined Industrial	0	0.0000	0.0000	0.0000	0.0000		0.0000	0.0000		0.0000	0.0000		0.0000	0.0000	0.0000	0.0000	0.0000
Total		**0.0000**	**0.0000**	**0.0000**	**0.0000**		**0.0000**	**0.0000**		**0.0000**	**0.0000**		**0.0000**	**0.0000**	**0.0000**	**0.0000**	**0.0000**

Mitigated

	NaturalGas Use	ROG	NOx	CO	SO2	Fugitive PM10	Exhaust PM10	PM10 Total	Fugitive PM2.5	Exhaust PM2.5	PM2.5 Total	Bio- CO2	NBio- CO2	Total CO2	CH4	N2O	CO2e
Land Use	kBTU/yr	lb/day										lb/day					
User Defined Industrial	0	0.0000	0.0000	0.0000	0.0000		0.0000	0.0000		0.0000	0.0000		0.0000	0.0000	0.0000	0.0000	0.0000
Total		**0.0000**	**0.0000**	**0.0000**	**0.0000**		**0.0000**	**0.0000**		**0.0000**	**0.0000**		**0.0000**	**0.0000**	**0.0000**	**0.0000**	**0.0000**

6.0 Area Detail

6.1 Mitigation Measures Area

	ROG	NOx	CO	SO2	Fugitive PM10	Exhaust PM10	PM10 Total	Fugitive PM2.5	Exhaust PM2.5	PM2.5 Total	Bio- CO2	NBio- CO2	Total CO2	CH4	N2O	CO2e
Category	lb/day										lb/day					
Mitigated	1.0000e-005	0.0000	1.0000e-004	0.0000		0.0000	0.0000		0.0000	0.0000		2.2000e-004	2.2000e-004	0.0000		2.3000e-004
Unmitigated	1.0000e-005	0.0000	1.0000e-004	0.0000		0.0000	0.0000		0.0000	0.0000		2.2000e-004	2.2000e-004	0.0000		2.3000e-004

6.2 Area by SubCategory

Unmitigated

	ROG	NOx	CO	SO2	Fugitive PM10	Exhaust PM10	PM10 Total	Fugitive PM2.5	Exhaust PM2.5	PM2.5 Total	Bio- CO2	NBio- CO2	Total CO2	CH4	N2O	CO2e
SubCategory	lb/day										lb/day					
Consumer Products	0.0000					0.0000	0.0000		0.0000	0.0000			0.0000			0.0000

Landscaping	1.0000e-005	0.0000	1.0000e-004	0.0000		0.0000	0.0000		0.0000	0.0000		2.2000e-004	2.2000e-004	0.0000		2.3000e-004
Architectural Coating	0.0000					0.0000	0.0000		0.0000	0.0000			0.0000			0.0000
Total	**1.0000e-005**	**0.0000**	**1.0000e-004**	**0.0000**		**0.0000**	**0.0000**		**0.0000**	**0.0000**		**2.2000e-004**	**2.2000e-004**	**0.0000**		**2.3000e-004**

Mitigated

	ROG	NOx	CO	SO2	Fugitive PM10	Exhaust PM10	PM10 Total	Fugitive PM2.5	Exhaust PM2.5	PM2.5 Total	Bio- CO2	NBio- CO2	Total CO2	CH4	N2O	CO2e
SubCategory	lb/day										lb/day					
Consumer Products	0.0000					0.0000	0.0000		0.0000	0.0000			0.0000			0.0000
Landscaping	1.0000e-005	0.0000	1.0000e-004	0.0000		0.0000	0.0000		0.0000	0.0000		2.2000e-004	2.2000e-004	0.0000		2.3000e-004
Architectural Coating	0.0000					0.0000	0.0000		0.0000	0.0000			0.0000			0.0000
Total	**1.0000e-005**	**0.0000**	**1.0000e-004**	**0.0000**		**0.0000**	**0.0000**		**0.0000**	**0.0000**		**2.2000e-004**	**2.2000e-004**	**0.0000**		**2.3000e-004**

7.0 Water Detail

7.1 Mitigation Measures Water

8.0 Waste Detail

8.1 Mitigation Measures Waste

9.0 Operational Offroad

Equipment Type	Number	Hours/Day	Days/Year	Horse Power	Load Factor	Fuel Type

10.0 Vegetation

CDRAWPF Pump Station Const

San Diego Air Basin, Summer

1.0 Project Characteristics

1.1 Land Usage

Land Uses	Size	Metric	Lot Acreage	Floor Surface Area	Population
User Defined Industrial	1.00	User Defined Unit	0.00	0.00	0

1.2 Other Project Characteristics

Urbanization	Urban	**Wind Speed (m/s)**	2.6	**Precipitation Freq (Days)**	40
Climate Zone	13			**Operational Year**	2025
Utility Company	San Diego Gas & Electric				
CO2 Intensity (lb/MWhr)	720.49	**CH4 Intensity (lb/MWhr)**	0.029	**N2O Intensity (lb/MWhr)**	0.006

1.3 User Entered Comments & Non-Default Data

Project Characteristics -

Land Use -

Construction Phase - Modified

Off-road Equipment - Modified

Off-road Equipment - Modified

Off-road Equipment - Modified

Off-road Equipment - Modified

Trips and VMT - Modified

Table Name	Column Name	Default Value	New Value
tblConstructionPhase	NumDays	0.00	231.00
tblConstructionPhase	NumDays	0.00	10.00

tblConstructionPhase	NumDays	0.00	10.00
tblConstructionPhase	NumDays	0.00	10.00
tblConstructionPhase	PhaseEndDate	5/14/2027	5/15/2027
tblOffRoadEquipment	OffRoadEquipmentUnitAmount	4.00	0.00
tblOffRoadEquipment	OffRoadEquipmentUnitAmount	1.00	0.00
tblOffRoadEquipment	OffRoadEquipmentUnitAmount	1.00	0.00
tblOffRoadEquipment	OffRoadEquipmentUnitAmount	2.00	1.00
tblOffRoadEquipment	OffRoadEquipmentUnitAmount	1.00	0.00
tblOffRoadEquipment	OffRoadEquipmentUnitAmount	2.00	1.00
tblOffRoadEquipment	OffRoadEquipmentUnitAmount	2.00	1.00
tblOffRoadEquipment	OffRoadEquipmentUnitAmount	1.00	0.00
tblProjectCharacteristics	OperationalYear	2014	2025
tblTripsAndVMT	HaulingTripNumber	0.00	100.00
tblTripsAndVMT	VendorTripNumber	0.00	4.00
tblTripsAndVMT	VendorTripNumber	0.00	2.00
tblTripsAndVMT	WorkerTripNumber	0.00	8.00

2.0 Emissions Summary

2.1 Overall Construction (Maximum Daily Emission)

Unmitigated Construction

	ROG	NOx	CO	SO2	Fugitive PM10	Exhaust PM10	PM10 Total	Fugitive PM2.5	Exhaust PM2.5	PM2.5 Total	Bio- CO2	NBio- CO2	Total CO2	CH4	N2O	CO2e
Year	lb/day										lb/day					
2026	1.1224	8.4010	13.7793	0.0226	6.0897	0.3332	6.4184	3.3287	0.3211	3.6311	0.0000	2,062.7802	2,062.7802	0.3784	0.0000	2,070.7270
2027	1.1216	8.3997	13.7701	0.0226	0.0790	0.3332	0.4122	0.0212	0.3211	0.3424	0.0000	2,062.2891	2,062.2891	0.3666	0.0000	2,069.9878
Total	**2.2440**	**16.8007**	**27.5493**	**0.0451**	**6.1687**	**0.6663**	**6.8306**	**3.3499**	**0.6423**	**3.9735**	**0.0000**	**4,125.0693**	**4,125.0693**	**0.7450**	**0.0000**	**4,140.7148**

Mitigated Construction

	ROG	NOx	CO	SO2	Fugitive PM10	Exhaust PM10	PM10 Total	Fugitive PM2.5	Exhaust PM2.5	PM2.5 Total	Bio- CO2	NBio- CO2	Total CO2	CH4	N2O	CO2e
Year	lb/day										lb/day					
2026	1.1224	8.4010	13.7793	0.0226	6.0897	0.3332	6.4184	3.3287	0.3211	3.6311	0.0000	2,062.7802	2,062.7802	0.3784	0.0000	2,070.7270
2027	1.1216	8.3997	13.7701	0.0226	0.0790	0.3332	0.4122	0.0212	0.3211	0.3424	0.0000	2,062.2891	2,062.2891	0.3666	0.0000	2,069.9878
Total	**2.2440**	**16.8007**	**27.5493**	**0.0451**	**6.1687**	**0.6663**	**6.8306**	**3.3499**	**0.6423**	**3.9735**	**0.0000**	**4,125.0693**	**4,125.0693**	**0.7450**	**0.0000**	**4,140.7148**

	ROG	**NOx**	**CO**	**SO2**	**Fugitive PM10**	**Exhaust PM10**	**PM10 Total**	**Fugitive PM2.5**	**Exhaust PM2.5**	**PM2.5 Total**	**Bio- CO2**	**NBio-CO2**	**Total CO2**	**CH4**	**N20**	**CO2e**
Percent Reduction	**0.00**	**0.00**	**0.00**	**0.00**	**0.00**	**0.00**	**0.00**	**0.00**	**0.00**	**0.00**	**0.00**	**0.00**	**0.00**	**0.00**	**0.00**	**0.00**

2.2 Overall Operational

Unmitigated Operational

	ROG	NOx	CO	SO2	Fugitive PM10	Exhaust PM10	PM10 Total	Fugitive PM2.5	Exhaust PM2.5	PM2.5 Total	Bio- CO2	NBio- CO2	Total CO2	CH4	N2O	CO2e
Category	lb/day										lb/day					
Area	1.0000e-005	0.0000	1.0000e-004	0.0000		0.0000	0.0000		0.0000	0.0000		2.2000e-004	2.2000e-004	0.0000		2.3000e-004
Energy	0.0000	0.0000	0.0000	0.0000		0.0000	0.0000		0.0000	0.0000		0.0000	0.0000	0.0000	0.0000	0.0000
Mobile	0.0000	0.0000	0.0000	0.0000	0.0000	0.0000	0.0000	0.0000	0.0000	0.0000		0.0000	0.0000	0.0000		0.0000
Total	**1.0000e-005**	**0.0000**	**1.0000e-004**	**0.0000**	**0.0000**	**0.0000**	**0.0000**	**0.0000**	**0.0000**	**0.0000**		**2.2000e-004**	**2.2000e-004**	**0.0000**	**0.0000**	**2.3000e-004**

Mitigated Operational

	ROG	NOx	CO	SO2	Fugitive PM10	Exhaust PM10	PM10 Total	Fugitive PM2.5	Exhaust PM2.5	PM2.5 Total	Bio- CO2	NBio- CO2	Total CO2	CH4	N2O	CO2e
Category	lb/day										lb/day					
Area	1.0000e-005	0.0000	1.0000e-004	0.0000		0.0000	0.0000		0.0000	0.0000		2.2000e-004	2.2000e-004	0.0000		2.3000e-004
Energy	0.0000	0.0000	0.0000	0.0000		0.0000	0.0000		0.0000	0.0000		0.0000	0.0000	0.0000	0.0000	0.0000
Mobile	0.0000	0.0000	0.0000	0.0000	0.0000	0.0000	0.0000	0.0000	0.0000	0.0000		0.0000	0.0000	0.0000		0.0000
Total	**1.0000e-005**	**0.0000**	**1.0000e-004**	**0.0000**	**0.0000**	**0.0000**	**0.0000**	**0.0000**	**0.0000**	**0.0000**		**2.2000e-004**	**2.2000e-004**	**0.0000**	**0.0000**	**2.3000e-004**

	ROG	**NOx**	**CO**	**SO2**	**Fugitive PM10**	**Exhaust PM10**	**PM10 Total**	**Fugitive PM2.5**	**Exhaust PM2.5**	**PM2.5 Total**	**Bio- CO2**	**NBio-CO2**	**Total CO2**	**CH4**	**N20**	**CO2e**
Percent Reduction	**0.00**	**0.00**	**0.00**	**0.00**	**0.00**	**0.00**	**0.00**	**0.00**	**0.00**	**0.00**	**0.00**	**0.00**	**0.00**	**0.00**	**0.00**	**0.00**

3.0 Construction Detail

Construction Phase

Phase Number	Phase Name	Phase Type	Start Date	End Date	Num Days Week	Num Days	Phase Description
1	Site Preparation	Site Preparation	5/15/2026	5/28/2026	5	10	
2	Grading	Grading	5/29/2026	6/11/2026	5	10	
3	Building Construction	Building Construction	6/12/2026	4/30/2027	5	231	
4	Paving	Paving	5/1/2027	5/15/2027	5	10	

Acres of Grading (Site Preparation Phase): 0

Acres of Grading (Grading Phase): 0

Acres of Paving: 0

Residential Indoor: 0; Residential Outdoor: 0; Non-Residential Indoor: 0; Non-Residential Outdoor: 0 (Architectural Coating – sqft)

OffRoad Equipment

Phase Name	Offroad Equipment Type	Amount	Usage Hours	Horse Power	Load Factor
Site Preparation	Graders	0	8.00	174	0.41
Site Preparation	Rubber Tired Dozers	1	8.00	255	0.40
Site Preparation	Tractors/Loaders/Backhoes	1	8.00	97	0.37
Grading	Concrete/Industrial Saws	0	8.00	81	0.73
Grading	Rubber Tired Dozers	1	1.00	255	0.40
Grading	Tractors/Loaders/Backhoes	1	6.00	97	0.37
Building Construction	Cranes	0	4.00	226	0.29
Building Construction	Excavators	1	8.00	162	0.38
Building Construction	Forklifts	1	6.00	89	0.20
Building Construction	Pumps	1	8.00	84	0.74
Building Construction	Tractors/Loaders/Backhoes	1	8.00	97	0.37
Building Construction	Welders	2	8.00	46	0.45
Paving	Cement and Mortar Mixers	0	6.00	9	0.56
Paving	Pavers	1	7.00	125	0.42
Paving	Paving Equipment	1	8.00	130	0.36
Paving	Rollers	1	7.00	80	0.38
Paving	Tractors/Loaders/Backhoes	0	7.00	97	0.37

Trips and VMT

Phase Name	Offroad Equipment Count	Worker Trip Number	Vendor Trip Number	Hauling Trip Number	Worker Trip Length	Vendor Trip Length	Hauling Trip Length	Worker Vehicle Class	Vendor Vehicle Class	Hauling Vehicle Class
Site Preparation	2	5.00	4.00	0.00	10.80	7.30	20.00	LD_Mix	HDT_Mix	HHDT
Grading	2	5.00	0.00	100.00	10.80	7.30	20.00	LD_Mix	HDT_Mix	HHDT
Building Construction	6	8.00	2.00	0.00	10.80	7.30	20.00	LD_Mix	HDT_Mix	HHDT
Paving	3	8.00	0.00	0.00	10.80	7.30	20.00	LD_Mix	HDT_Mix	HHDT

3.1 Mitigation Measures Construction

3.2 Site Preparation - 2026

Unmitigated Construction On-Site

	ROG	NOx	CO	SO2	Fugitive PM10	Exhaust PM10	PM10 Total	Fugitive PM2.5	Exhaust PM2.5	PM2.5 Total	Bio- CO2	NBio- CO2	Total CO2	CH4	N2O	CO2e
Category	lb/day										lb/day					
Fugitive Dust					6.0221	0.0000	6.0221	3.3102	0.0000	3.3102			0.0000			0.0000
Off-Road	0.7921	7.3969	7.5527	0.0120		0.3251	0.3251		0.2991	0.2991		1,163.9281	1,163.9281	0.3764		1,171.8333
Total	**0.7921**	**7.3969**	**7.5527**	**0.0120**	**6.0221**	**0.3251**	**6.3472**	**3.3102**	**0.2991**	**3.6093**		**1,163.9281**	**1,163.9281**	**0.3764**		**1,171.8333**

Unmitigated Construction Off-Site

	ROG	NOx	CO	SO2	Fugitive PM10	Exhaust PM10	PM10 Total	Fugitive PM2.5	Exhaust PM2.5	PM2.5 Total	Bio- CO2	NBio- CO2	Total CO2	CH4	N2O	CO2e
Category	lb/day										lb/day					
Hauling	0.0000	0.0000	0.0000	0.0000	0.0000	0.0000	0.0000	0.0000	0.0000	0.0000		0.0000	0.0000	0.0000		0.0000
Vendor	0.0247	0.1433	0.2947	9.4000e-004	0.0266	3.3200e-003	0.0299	7.5700e-003	3.0500e-003	0.0106		88.1325	88.1325	6.1000e-004		88.1454
Worker	9.8200e-003	0.0109	0.1196	5.2000e-004	0.0411	3.1000e-004	0.0414	0.0109	2.9000e-004	0.0112		34.1502	34.1502	1.3700e-003		34.1789
Total	**0.0345**	**0.1542**	**0.4143**	**1.4600e-003**	**0.0676**	**3.6300e-003**	**0.0713**	**0.0185**	**3.3400e-003**	**0.0218**		**122.2827**	**122.2827**	**1.9800e-003**		**122.3243**

Mitigated Construction On-Site

	ROG	NOx	CO	SO2	Fugitive PM10	Exhaust PM10	PM10 Total	Fugitive PM2.5	Exhaust PM2.5	PM2.5 Total	Bio- CO2	NBio- CO2	Total CO2	CH4	N2O	CO2e
Category	lb/day										lb/day					
Fugitive Dust					6.0221	0.0000	6.0221	3.3102	0.0000	3.3102			0.0000			0.0000
Off-Road	0.7921	7.3969	7.5527	0.0120		0.3251	0.3251		0.2991	0.2991	0.0000	1,163.9281	1,163.9281	0.3764		1,171.8333
Total	**0.7921**	**7.3969**	**7.5527**	**0.0120**	**6.0221**	**0.3251**	**6.3472**	**3.3102**	**0.2991**	**3.6093**	**0.0000**	**1,163.9281**	**1,163.9281**	**0.3764**		**1,171.8333**

Mitigated Construction Off-Site

	ROG	NOx	CO	SO2	Fugitive PM10	Exhaust PM10	PM10 Total	Fugitive PM2.5	Exhaust PM2.5	PM2.5 Total	Bio- CO2	NBio- CO2	Total CO2	CH4	N2O	CO2e
Category	lb/day										lb/day					
Hauling	0.0000	0.0000	0.0000	0.0000	0.0000	0.0000	0.0000	0.0000	0.0000	0.0000		0.0000	0.0000	0.0000		0.0000
Vendor	0.0247	0.1433	0.2947	9.4000e-004	0.0266	3.3200e-003	0.0299	7.5700e-003	3.0500e-003	0.0106		88.1325	88.1325	6.1000e-004		88.1454
Worker	9.8200e-003	0.0109	0.1196	5.2000e-004	0.0411	3.1000e-004	0.0414	0.0109	2.9000e-004	0.0112		34.1502	34.1502	1.3700e-003		34.1789
Total	**0.0345**	**0.1542**	**0.4143**	**1.4600e-003**	**0.0676**	**3.6300e-003**	**0.0713**	**0.0185**	**3.3400e-003**	**0.0218**		**122.2827**	**122.2827**	**1.9800e-003**		**122.3243**

3.3 Grading - 2026

Unmitigated Construction On-Site

	ROG	NOx	CO	SO2	Fugitive PM10	Exhaust PM10	PM10 Total	Fugitive PM2.5	Exhaust PM2.5	PM2.5 Total	Bio- CO2	NBio- CO2	Total CO2	CH4	N2O	CO2e
Category	lb/day										lb/day					
Fugitive Dust					0.7528	0.0000	0.7528	0.4138	0.0000	0.4138			0.0000			0.0000

Off-Road	0.1816	1.7590	2.3376	3.4500e-003		0.0744	0.0744		0.0685	0.0685		334.2759	334.2759	0.1081		336.5463
Total	**0.1816**	**1.7590**	**2.3376**	**3.4500e-003**	**0.7528**	**0.0744**	**0.8272**	**0.4138**	**0.0685**	**0.4823**		**334.2759**	**334.2759**	**0.1081**		**336.5463**

Unmitigated Construction Off-Site

	ROG	NOx	CO	SO2	Fugitive PM10	Exhaust PM10	PM10 Total	Fugitive PM2.5	Exhaust PM2.5	PM2.5 Total	Bio- CO2	NBio- CO2	Total CO2	CH4	N2O	CO2e
Category	lb/day										lb/day					
Hauling	0.1394	1.0172	1.5271	7.3900e-003	0.1743	0.0303	0.2046	0.0477	0.0279	0.0756		695.3173	695.3173	4.8200e-003		695.4186
Vendor	0.0000	0.0000	0.0000	0.0000	0.0000	0.0000	0.0000	0.0000	0.0000	0.0000		0.0000	0.0000	0.0000		0.0000
Worker	9.8200e-003	0.0109	0.1196	5.2000e-004	0.0411	3.1000e-004	0.0414	0.0109	2.9000e-004	0.0112		34.1502	34.1502	1.3700e-003		34.1789
Total	**0.1493**	**1.0281**	**1.6467**	**7.9100e-003**	**0.2154**	**0.0306**	**0.2460**	**0.0586**	**0.0282**	**0.0868**		**729.4674**	**729.4674**	**6.1900e-003**		**729.5975**

Mitigated Construction On-Site

	ROG	NOx	CO	SO2	Fugitive PM10	Exhaust PM10	PM10 Total	Fugitive PM2.5	Exhaust PM2.5	PM2.5 Total	Bio- CO2	NBio- CO2	Total CO2	CH4	N2O	CO2e
Category	lb/day										lb/day					
Fugitive Dust					0.7528	0.0000	0.7528	0.4138	0.0000	0.4138			0.0000			0.0000
Off-Road	0.1816	1.7590	2.3376	3.4500e-003		0.0744	0.0744		0.0685	0.0685	0.0000	334.2759	334.2759	0.1081		336.5463
Total	**0.1816**	**1.7590**	**2.3376**	**3.4500e-003**	**0.7528**	**0.0744**	**0.8272**	**0.4138**	**0.0685**	**0.4823**	**0.0000**	**334.2759**	**334.2759**	**0.1081**		**336.5463**

Mitigated Construction Off-Site

	ROG	NOx	CO	SO2	Fugitive PM10	Exhaust PM10	PM10 Total	Fugitive PM2.5	Exhaust PM2.5	PM2.5 Total	Bio- CO2	NBio- CO2	Total CO2	CH4	N2O	CO2e
Category	lb/day										lb/day					
Hauling	0.1394	1.0172	1.5271	7.3900e-003	0.1743	0.0303	0.2046	0.0477	0.0279	0.0756		695.3173	695.3173	4.8200e-003		695.4186
Vendor	0.0000	0.0000	0.0000	0.0000	0.0000	0.0000	0.0000	0.0000	0.0000	0.0000		0.0000	0.0000	0.0000		0.0000
Worker	9.8200e-003	0.0109	0.1196	5.2000e-004	0.0411	3.1000e-004	0.0414	0.0109	2.9000e-004	0.0112		34.1502	34.1502	1.3700e-003		34.1789
Total	**0.1493**	**1.0281**	**1.6467**	**7.9100e-003**	**0.2154**	**0.0306**	**0.2460**	**0.0586**	**0.0282**	**0.0868**		**729.4674**	**729.4674**	**6.1900e-003**		**729.5975**

3.4 Building Construction - 2026

Unmitigated Construction On-Site

	ROG	NOx	CO	SO2	Fugitive PM10	Exhaust PM10	PM10 Total	Fugitive PM2.5	Exhaust PM2.5	PM2.5 Total	Bio- CO2	NBio- CO2	Total CO2	CH4	N2O	CO2e
Category	lb/day										lb/day					
Off-Road	1.0943	8.3118	13.4406	0.0213		0.3310	0.3310		0.3191	0.3191		1,964.0737	1,964.0737	0.3642		1,971.7210
Total	**1.0943**	**8.3118**	**13.4406**	**0.0213**		**0.3310**	**0.3310**		**0.3191**	**0.3191**		**1,964.0737**	**1,964.0737**	**0.3642**		**1,971.7210**

Unmitigated Construction Off-Site

	ROG	NOx	CO	SO2	Fugitive PM10	Exhaust PM10	PM10 Total	Fugitive PM2.5	Exhaust PM2.5	PM2.5 Total	Bio- CO2	NBio- CO2	Total CO2	CH4	N2O	CO2e
Category	lb/day										lb/day					

Hauling	0.0000	0.0000	0.0000	0.0000	0.0000	0.0000	0.0000	0.0000	0.0000	0.0000		0.0000	0.0000	0.0000		0.0000
Vendor	0.0123	0.0717	0.1474	4.7000e-004	0.0133	1.6600e-003	0.0149	3.7900e-003	1.5300e-003	5.3100e-003		44.0663	44.0663	3.1000e-004		44.0727
Worker	0.0157	0.0175	0.1913	8.3000e-004	0.0657	4.9000e-004	0.0662	0.0174	4.6000e-004	0.0179		54.6403	54.6403	2.1900e-003		54.6862
Total	**0.0280**	**0.0891**	**0.3387**	**1.3000e-003**	**0.0790**	**2.1500e-003**	**0.0811**	**0.0212**	**1.9900e-003**	**0.0232**		**98.7066**	**98.7066**	**2.5000e-003**		**98.7589**

Mitigated Construction On-Site

	ROG	NOx	CO	SO2	Fugitive PM10	Exhaust PM10	PM10 Total	Fugitive PM2.5	Exhaust PM2.5	PM2.5 Total	Bio- CO2	NBio- CO2	Total CO2	CH4	N2O	CO2e
Category	lb/day										lb/day					
Off-Road	1.0943	8.3118	13.4406	0.0213		0.3310	0.3310		0.3191	0.3191	0.0000	1,964.0737	1,964.0737	0.3642		1,971.7210
Total	**1.0943**	**8.3118**	**13.4406**	**0.0213**		**0.3310**	**0.3310**		**0.3191**	**0.3191**	**0.0000**	**1,964.0737**	**1,964.0737**	**0.3642**		**1,971.7210**

Mitigated Construction Off-Site

	ROG	NOx	CO	SO2	Fugitive PM10	Exhaust PM10	PM10 Total	Fugitive PM2.5	Exhaust PM2.5	PM2.5 Total	Bio- CO2	NBio- CO2	Total CO2	CH4	N2O	CO2e
Category	lb/day										lb/day					
Hauling	0.0000	0.0000	0.0000	0.0000	0.0000	0.0000	0.0000	0.0000	0.0000	0.0000		0.0000	0.0000	0.0000		0.0000
Vendor	0.0123	0.0717	0.1474	4.7000e-004	0.0133	1.6600e-003	0.0149	3.7900e-003	1.5300e-003	5.3100e-003		44.0663	44.0663	3.1000e-004		44.0727
Worker	0.0157	0.0175	0.1913	8.3000e-004	0.0657	4.9000e-004	0.0662	0.0174	4.6000e-004	0.0179		54.6403	54.6403	2.1900e-003		54.6862
Total	**0.0280**	**0.0891**	**0.3387**	**1.3000e-003**	**0.0790**	**2.1500e-003**	**0.0811**	**0.0212**	**1.9900e-003**	**0.0232**		**98.7066**	**98.7066**	**2.5000e-003**		**98.7589**

3.4 Building Construction - 2027

Unmitigated Construction On-Site

	ROG	NOx	CO	SO2	Fugitive PM10	Exhaust PM10	PM10 Total	Fugitive PM2.5	Exhaust PM2.5	PM2.5 Total	Bio- CO2	NBio- CO2	Total CO2	CH4	N2O	CO2e
Category	lb/day										lb/day					
Off-Road	1.0943	8.3118	13.4406	0.0213		0.3310	0.3310		0.3191	0.3191		1,964.0737	1,964.0737	0.3642		1,971.7210
Total	**1.0943**	**8.3118**	**13.4406**	**0.0213**		**0.3310**	**0.3310**		**0.3191**	**0.3191**		**1,964.0737**	**1,964.0737**	**0.3642**		**1,971.7210**

Unmitigated Construction Off-Site

	ROG	NOx	CO	SO2	Fugitive PM10	Exhaust PM10	PM10 Total	Fugitive PM2.5	Exhaust PM2.5	PM2.5 Total	Bio- CO2	NBio- CO2	Total CO2	CH4	N2O	CO2e
Category	lb/day										lb/day					
Hauling	0.0000	0.0000	0.0000	0.0000	0.0000	0.0000	0.0000	0.0000	0.0000	0.0000		0.0000	0.0000	0.0000		0.0000
Vendor	0.0121	0.0710	0.1438	4.7000e-004	0.0133	1.6600e-003	0.0149	3.7900e-003	1.5300e-003	5.3200e-003		44.0716	44.0716	3.1000e-004		44.0780
Worker	0.0152	0.0169	0.1857	8.3000e-004	0.0657	5.0000e-004	0.0662	0.0174	4.6000e-004	0.0179		54.1438	54.1438	2.1400e-003		54.1888
Total	**0.0273**	**0.0879**	**0.3295**	**1.3000e-003**	**0.0790**	**2.1600e-003**	**0.0812**	**0.0212**	**1.9900e-003**	**0.0232**		**98.2154**	**98.2154**	**2.4500e-003**		**98.2668**

Mitigated Construction On-Site

	ROG	NOx	CO	SO2	Fugitive PM10	Exhaust PM10	PM10 Total	Fugitive PM2.5	Exhaust PM2.5	PM2.5 Total	Bio- CO2	NBio- CO2	Total CO2	CH4	N2O	CO2e
Category	lb/day										lb/day					
Off-Road	1.0943	8.3118	13.4406	0.0213		0.3310	0.3310		0.3191	0.3191	0.0000	1,964.0737	1,964.0737	0.3642		1,971.7210
Total	**1.0943**	**8.3118**	**13.4406**	**0.0213**		**0.3310**	**0.3310**		**0.3191**	**0.3191**	**0.0000**	**1,964.0737**	**1,964.0737**	**0.3642**		**1,971.7210**

Mitigated Construction Off-Site

	ROG	NOx	CO	SO2	Fugitive PM10	Exhaust PM10	PM10 Total	Fugitive PM2.5	Exhaust PM2.5	PM2.5 Total	Bio- CO2	NBio- CO2	Total CO2	CH4	N2O	CO2e
Category	lb/day										lb/day					
Hauling	0.0000	0.0000	0.0000	0.0000	0.0000	0.0000	0.0000	0.0000	0.0000	0.0000		0.0000	0.0000	0.0000		0.0000
Vendor	0.0121	0.0710	0.1438	4.7000e-004	0.0133	1.6600e-003	0.0149	3.7900e-003	1.5300e-003	5.3200e-003		44.0716	44.0716	3.1000e-004		44.0780
Worker	0.0152	0.0169	0.1857	8.3000e-004	0.0657	5.0000e-004	0.0662	0.0174	4.6000e-004	0.0179		54.1438	54.1438	2.1400e-003		54.1888
Total	**0.0273**	**0.0879**	**0.3295**	**1.3000e-003**	**0.0790**	**2.1600e-003**	**0.0812**	**0.0212**	**1.9900e-003**	**0.0232**		**98.2154**	**98.2154**	**2.4500e-003**		**98.2668**

3.5 Paving - 2027

Unmitigated Construction On-Site

	ROG	NOx	CO	SO2	Fugitive PM10	Exhaust PM10	PM10 Total	Fugitive PM2.5	Exhaust PM2.5	PM2.5 Total	Bio- CO2	NBio- CO2	Total CO2	CH4	N2O	CO2e
Category	lb/day										lb/day					
Off-Road	0.4107	3.8401	6.5601	0.0103		0.1875	0.1875		0.1725	0.1725		993.4539	993.4539	0.3213		1,000.2013

Paving	0.0000					0.0000	0.0000		0.0000	0.0000			0.0000			0.0000
Total	**0.4107**	**3.8401**	**6.5601**	**0.0103**		**0.1875**	**0.1875**		**0.1725**	**0.1725**		**993.4539**	**993.4539**	**0.3213**		**1,000.2013**

Unmitigated Construction Off-Site

	ROG	NOx	CO	SO2	Fugitive PM10	Exhaust PM10	PM10 Total	Fugitive PM2.5	Exhaust PM2.5	PM2.5 Total	Bio- CO2	NBio- CO2	Total CO2	CH4	N2O	CO2e
Category	lb/day										lb/day					
Hauling	0.0000	0.0000	0.0000	0.0000	0.0000	0.0000	0.0000	0.0000	0.0000	0.0000		0.0000	0.0000	0.0000		0.0000
Vendor	0.0000	0.0000	0.0000	0.0000	0.0000	0.0000	0.0000	0.0000	0.0000	0.0000		0.0000	0.0000	0.0000		0.0000
Worker	0.0152	0.0169	0.1857	8.3000e-004	0.0657	5.0000e-004	0.0662	0.0174	4.6000e-004	0.0179		54.1438	54.1438	2.1400e-003		54.1888
Total	**0.0152**	**0.0169**	**0.1857**	**8.3000e-004**	**0.0657**	**5.0000e-004**	**0.0662**	**0.0174**	**4.6000e-004**	**0.0179**		**54.1438**	**54.1438**	**2.1400e-003**		**54.1888**

Mitigated Construction On-Site

	ROG	NOx	CO	SO2	Fugitive PM10	Exhaust PM10	PM10 Total	Fugitive PM2.5	Exhaust PM2.5	PM2.5 Total	Bio- CO2	NBio- CO2	Total CO2	CH4	N2O	CO2e
Category	lb/day										lb/day					
Off-Road	0.4107	3.8401	6.5601	0.0103		0.1875	0.1875		0.1725	0.1725	0.0000	993.4539	993.4539	0.3213		1,000.2013
Paving	0.0000					0.0000	0.0000		0.0000	0.0000			0.0000			0.0000
Total	**0.4107**	**3.8401**	**6.5601**	**0.0103**		**0.1875**	**0.1875**		**0.1725**	**0.1725**	**0.0000**	**993.4539**	**993.4539**	**0.3213**		**1,000.2013**

Mitigated Construction Off-Site

	ROG	NOx	CO	SO2	Fugitive PM10	Exhaust PM10	PM10 Total	Fugitive PM2.5	Exhaust PM2.5	PM2.5 Total	Bio- CO2	NBio- CO2	Total CO2	CH4	N2O	CO2e
Category	lb/day										lb/day					
Hauling	0.0000	0.0000	0.0000	0.0000	0.0000	0.0000	0.0000	0.0000	0.0000	0.0000		0.0000	0.0000	0.0000		0.0000
Vendor	0.0000	0.0000	0.0000	0.0000	0.0000	0.0000	0.0000	0.0000	0.0000	0.0000		0.0000	0.0000	0.0000		0.0000
Worker	0.0152	0.0169	0.1857	8.3000e-004	0.0657	5.0000e-004	0.0662	0.0174	4.6000e-004	0.0179		54.1438	54.1438	2.1400e-003		54.1888
Total	**0.0152**	**0.0169**	**0.1857**	**8.3000e-004**	**0.0657**	**5.0000e-004**	**0.0662**	**0.0174**	**4.6000e-004**	**0.0179**		**54.1438**	**54.1438**	**2.1400e-003**		**54.1888**

4.0 Operational Detail - Mobile

4.1 Mitigation Measures Mobile

	ROG	NOx	CO	SO2	Fugitive PM10	Exhaust PM10	PM10 Total	Fugitive PM2.5	Exhaust PM2.5	PM2.5 Total	Bio- CO2	NBio- CO2	Total CO2	CH4	N2O	CO2e
Category	lb/day										lb/day					
Mitigated	0.0000	0.0000	0.0000	0.0000	0.0000	0.0000	0.0000	0.0000	0.0000	0.0000		0.0000	0.0000	0.0000		0.0000
Unmitigated	0.0000	0.0000	0.0000	0.0000	0.0000	0.0000	0.0000	0.0000	0.0000	0.0000		0.0000	0.0000	0.0000		0.0000

4.2 Trip Summary Information

	Average Daily Trip Rate			Unmitigated	Mitigated
Land Use	Weekday	Saturday	Sunday	Annual VMT	Annual VMT
User Defined Industrial	0.00	0.00	0.00		
Total	0.00	0.00	0.00		

4.3 Trip Type Information

	Miles			Trip %			Trip Purpose %		
Land Use	H-W or C-W	H-S or C-C	H-O or C-NW	H-W or C-W	H-S or C-C	H-O or C-NW	Primary	Diverted	Pass-by
User Defined Industrial	9.50	7.30	7.30	0.00	0.00	0.00	0	0	0

LDA	LDT1	LDT2	MDV	LHD1	LHD2	MHD	HHD	OBUS	UBUS	MCY	SBUS	MH
0.511923	0.073395	0.191568	0.130918	0.036235	0.005199	0.012665	0.023708	0.001889	0.002027	0.006511	0.000534	0.003431

5.0 Energy Detail

4.4 Fleet Mix

Historical Energy Use: N

5.1 Mitigation Measures Energy

	ROG	NOx	CO	SO2	Fugitive PM10	Exhaust PM10	PM10 Total	Fugitive PM2.5	Exhaust PM2.5	PM2.5 Total	Bio- CO2	NBio- CO2	Total CO2	CH4	N2O	CO2e
Category	lb/day										lb/day					
NaturalGas Mitigated	0.0000	0.0000	0.0000	0.0000		0.0000	0.0000		0.0000	0.0000		0.0000	0.0000	0.0000	0.0000	0.0000
NaturalGas Unmitigated	0.0000	0.0000	0.0000	0.0000		0.0000	0.0000		0.0000	0.0000		0.0000	0.0000	0.0000	0.0000	0.0000

5.2 Energy by Land Use - NaturalGas

Unmitigated

	NaturalGas Use	ROG	NOx	CO	SO2	Fugitive PM10	Exhaust PM10	PM10 Total	Fugitive PM2.5	Exhaust PM2.5	PM2.5 Total	Bio- CO2	NBio- CO2	Total CO2	CH4	N2O	CO2e

Land Use	kBTU/yr	lb/day										lb/day					
User Defined Industrial	0	0.0000	0.0000	0.0000	0.0000		0.0000	0.0000		0.0000	0.0000		0.0000	0.0000	0.0000	0.0000	0.0000
Total		**0.0000**	**0.0000**	**0.0000**	**0.0000**		**0.0000**	**0.0000**		**0.0000**	**0.0000**		**0.0000**	**0.0000**	**0.0000**	**0.0000**	**0.0000**

Mitigated

	NaturalGas Use	ROG	NOx	CO	SO2	Fugitive PM10	Exhaust PM10	PM10 Total	Fugitive PM2.5	Exhaust PM2.5	PM2.5 Total	Bio- CO2	NBio- CO2	Total CO2	CH4	N2O	CO2e
Land Use	kBTU/yr	lb/day										lb/day					
User Defined Industrial	0	0.0000	0.0000	0.0000	0.0000		0.0000	0.0000		0.0000	0.0000		0.0000	0.0000	0.0000	0.0000	0.0000
Total		**0.0000**	**0.0000**	**0.0000**	**0.0000**		**0.0000**	**0.0000**		**0.0000**	**0.0000**		**0.0000**	**0.0000**	**0.0000**	**0.0000**	**0.0000**

6.0 Area Detail

6.1 Mitigation Measures Area

	ROG	NOx	CO	SO2	Fugitive PM10	Exhaust PM10	PM10 Total	Fugitive PM2.5	Exhaust PM2.5	PM2.5 Total	Bio- CO2	NBio- CO2	Total CO2	CH4	N2O	CO2e
Category	lb/day										lb/day					
Mitigated	1.0000e-005	0.0000	1.0000e-004	0.0000		0.0000	0.0000		0.0000	0.0000		2.2000e-004	2.2000e-004	0.0000		2.3000e-004
Unmitigated	1.0000e-005	0.0000	1.0000e-004	0.0000		0.0000	0.0000		0.0000	0.0000		2.2000e-004	2.2000e-004	0.0000		2.3000e-004

6.2 Area by SubCategory

Unmitigated

	ROG	NOx	CO	SO2	Fugitive PM10	Exhaust PM10	PM10 Total	Fugitive PM2.5	Exhaust PM2.5	PM2.5 Total	Bio- CO2	NBio- CO2	Total CO2	CH4	N2O	CO2e
SubCategory	lb/day										lb/day					
Architectural Coating	0.0000					0.0000	0.0000		0.0000	0.0000			0.0000			0.0000
Consumer Products	0.0000					0.0000	0.0000		0.0000	0.0000			0.0000			0.0000
Landscaping	1.0000e-005	0.0000	1.0000e-004	0.0000		0.0000	0.0000		0.0000	0.0000		2.2000e-004	2.2000e-004	0.0000		2.3000e-004
Total	**1.0000e-005**	**0.0000**	**1.0000e-004**	**0.0000**		**0.0000**	**0.0000**		**0.0000**	**0.0000**		**2.2000e-004**	**2.2000e-004**	**0.0000**		**2.3000e-004**

Mitigated

	ROG	NOx	CO	SO2	Fugitive PM10	Exhaust PM10	PM10 Total	Fugitive PM2.5	Exhaust PM2.5	PM2.5 Total	Bio- CO2	NBio- CO2	Total CO2	CH4	N2O	CO2e
SubCategory	lb/day										lb/day					
Architectural Coating	0.0000					0.0000	0.0000		0.0000	0.0000			0.0000			0.0000
Consumer Products	0.0000					0.0000	0.0000		0.0000	0.0000			0.0000			0.0000
Landscaping	1.0000e-005	0.0000	1.0000e-004	0.0000		0.0000	0.0000		0.0000	0.0000		2.2000e-004	2.2000e-004	0.0000		2.3000e-004
Total	**1.0000e-005**	**0.0000**	**1.0000e-004**	**0.0000**		**0.0000**	**0.0000**		**0.0000**	**0.0000**		**2.2000e-004**	**2.2000e-004**	**0.0000**		**2.3000e-004**

7.0 Water Detail

7.1 Mitigation Measures Water

8.0 Waste Detail

8.1 Mitigation Measures Waste

9.0 Operational Offroad

Equipment Type	Number	Hours/Day	Days/Year	Horse Power	Load Factor	Fuel Type

10.0 Vegetation

Harbor Drive WRP Pump Station

San Diego Air Basin, Summer

1.0 Project Characteristics

1.1 Land Usage

Land Uses	Size	Metric	Lot Acreage	Floor Surface Area	Population
User Defined Industrial	1.00	User Defined Unit	0.00	0.00	0

1.2 Other Project Characteristics

Urbanization	Urban	**Wind Speed (m/s)**	2.6	**Precipitation Freq (Days)**	40
Climate Zone	13			**Operational Year**	2025
Utility Company	San Diego Gas & Electric				
CO2 Intensity (lb/MWhr)	720.49	**CH4 Intensity (lb/MWhr)**	0.029	**N2O Intensity (lb/MWhr)**	0.006

1.3 User Entered Comments & Non-Default Data

Project Characteristics -

Land Use -

Construction Phase - Modified

Off-road Equipment - Modified

Off-road Equipment - Modified

Off-road Equipment - Modified

Off-road Equipment - Modified

Trips and VMT - Modified

Table Name	Column Name	Default Value	New Value
tblConstructionPhase	NumDays	0.00	231.00
tblConstructionPhase	NumDays	0.00	10.00

tblConstructionPhase	NumDays	0.00	10.00
tblConstructionPhase	NumDays	0.00	10.00
tblOffRoadEquipment	OffRoadEquipmentUnitAmount	4.00	0.00
tblOffRoadEquipment	OffRoadEquipmentUnitAmount	1.00	0.00
tblOffRoadEquipment	OffRoadEquipmentUnitAmount	1.00	0.00
tblOffRoadEquipment	OffRoadEquipmentUnitAmount	2.00	1.00
tblOffRoadEquipment	OffRoadEquipmentUnitAmount	1.00	0.00
tblOffRoadEquipment	OffRoadEquipmentUnitAmount	2.00	1.00
tblOffRoadEquipment	OffRoadEquipmentUnitAmount	2.00	1.00
tblOffRoadEquipment	OffRoadEquipmentUnitAmount	1.00	0.00
tblProjectCharacteristics	OperationalYear	2014	2025
tblTripsAndVMT	HaulingTripNumber	0.00	100.00
tblTripsAndVMT	VendorTripNumber	0.00	4.00
tblTripsAndVMT	VendorTripNumber	0.00	2.00
tblTripsAndVMT	WorkerTripNumber	0.00	8.00

2.0 Emissions Summary

2.1 Overall Construction (Maximum Daily Emission)

Unmitigated Construction

	ROG	NOx	CO	SO2	Fugitive PM10	Exhaust PM10	PM10 Total	Fugitive PM2.5	Exhaust PM2.5	PM2.5 Total	Bio- CO2	NBio- CO2	Total CO2	CH4	N2O	CO2e
Year	lb/day										lb/day					
2026	1.1224	8.4010	13.7793	0.0226	6.0897	0.3332	6.4184	3.3287	0.3211	3.6311	0.0000	2,062.7802	2,062.7802	0.3784	0.0000	2,070.7270
2027	1.1216	8.3997	13.7701	0.0226	0.0790	0.3332	0.4122	0.0212	0.3211	0.3424	0.0000	2,062.2891	2,062.2891	0.3666	0.0000	2,069.9878
Total	**2.2440**	**16.8007**	**27.5493**	**0.0451**	**6.1687**	**0.6663**	**6.8306**	**3.3499**	**0.6423**	**3.9735**	**0.0000**	**4,125.0693**	**4,125.0693**	**0.7450**	**0.0000**	**4,140.7148**

Mitigated Construction

	ROG	NOx	CO	SO2	Fugitive PM10	Exhaust PM10	PM10 Total	Fugitive PM2.5	Exhaust PM2.5	PM2.5 Total	Bio- CO2	NBio- CO2	Total CO2	CH4	N2O	CO2e
Year	lb/day										lb/day					
2026	1.1224	8.4010	13.7793	0.0226	6.0897	0.3332	6.4184	3.3287	0.3211	3.6311	0.0000	2,062.7802	2,062.7802	0.3784	0.0000	2,070.7270
2027	1.1216	8.3997	13.7701	0.0226	0.0790	0.3332	0.4122	0.0212	0.3211	0.3424	0.0000	2,062.2891	2,062.2891	0.3666	0.0000	2,069.9878
Total	**2.2440**	**16.8007**	**27.5493**	**0.0451**	**6.1687**	**0.6663**	**6.8306**	**3.3499**	**0.6423**	**3.9735**	**0.0000**	**4,125.0693**	**4,125.0693**	**0.7450**	**0.0000**	**4,140.7148**

	ROG	**NOx**	**CO**	**SO2**	**Fugitive PM10**	**Exhaust PM10**	**PM10 Total**	**Fugitive PM2.5**	**Exhaust PM2.5**	**PM2.5 Total**	**Bio- CO2**	**NBio-CO2**	**Total CO2**	**CH4**	**N20**	**CO2e**
Percent Reduction	**0.00**	**0.00**	**0.00**	**0.00**	**0.00**	**0.00**	**0.00**	**0.00**	**0.00**	**0.00**	**0.00**	**0.00**	**0.00**	**0.00**	**0.00**	**0.00**

2.2 Overall Operational

Unmitigated Operational

	ROG	NOx	CO	SO2	Fugitive PM10	Exhaust PM10	PM10 Total	Fugitive PM2.5	Exhaust PM2.5	PM2.5 Total	Bio- CO2	NBio- CO2	Total CO2	CH4	N2O	CO2e
Category	lb/day										lb/day					
Area	1.0000e-005	0.0000	1.0000e-004	0.0000		0.0000	0.0000		0.0000	0.0000		2.2000e-004	2.2000e-004	0.0000		2.3000e-004
Energy	0.0000	0.0000	0.0000	0.0000		0.0000	0.0000		0.0000	0.0000		0.0000	0.0000	0.0000	0.0000	0.0000
Mobile	0.0000	0.0000	0.0000	0.0000	0.0000	0.0000	0.0000	0.0000	0.0000	0.0000		0.0000	0.0000	0.0000		0.0000
Total	**1.0000e-005**	**0.0000**	**1.0000e-004**	**0.0000**	**0.0000**	**0.0000**	**0.0000**	**0.0000**	**0.0000**	**0.0000**		**2.2000e-004**	**2.2000e-004**	**0.0000**	**0.0000**	**2.3000e-004**

Mitigated Operational

	ROG	NOx	CO	SO2	Fugitive PM10	Exhaust PM10	PM10 Total	Fugitive PM2.5	Exhaust PM2.5	PM2.5 Total	Bio- CO2	NBio- CO2	Total CO2	CH4	N2O	CO2e
Category	lb/day										lb/day					
Area	1.0000e-005	0.0000	1.0000e-004	0.0000		0.0000	0.0000		0.0000	0.0000		2.2000e-004	2.2000e-004	0.0000		2.3000e-004
Energy	0.0000	0.0000	0.0000	0.0000		0.0000	0.0000		0.0000	0.0000		0.0000	0.0000	0.0000	0.0000	0.0000
Mobile	0.0000	0.0000	0.0000	0.0000	0.0000	0.0000	0.0000	0.0000	0.0000	0.0000		0.0000	0.0000	0.0000		0.0000
Total	**1.0000e-005**	**0.0000**	**1.0000e-004**	**0.0000**	**0.0000**	**0.0000**	**0.0000**	**0.0000**	**0.0000**	**0.0000**		**2.2000e-004**	**2.2000e-004**	**0.0000**	**0.0000**	**2.3000e-004**

	ROG	**NOx**	**CO**	**SO2**	**Fugitive PM10**	**Exhaust PM10**	**PM10 Total**	**Fugitive PM2.5**	**Exhaust PM2.5**	**PM2.5 Total**	**Bio- CO2**	**NBio-CO2**	**Total CO2**	**CH4**	**N20**	**CO2e**
Percent Reduction	**0.00**	**0.00**	**0.00**	**0.00**	**0.00**	**0.00**	**0.00**	**0.00**	**0.00**	**0.00**	**0.00**	**0.00**	**0.00**	**0.00**	**0.00**	**0.00**

3.0 Construction Detail

Construction Phase

Phase Number	Phase Name	Phase Type	Start Date	End Date	Num Days Week	Num Days	Phase Description
1	Site Preparation	Site Preparation	2/15/2026	2/27/2026	5	10	
2	Grading	Grading	2/28/2026	3/13/2026	5	10	
3	Building Construction	Building Construction	3/14/2026	2/1/2027	5	231	
4	Paving	Paving	2/2/2027	2/15/2027	5	10	

Acres of Grading (Site Preparation Phase): 0

Acres of Grading (Grading Phase): 0

Acres of Paving: 0

Residential Indoor: 0; Residential Outdoor: 0; Non-Residential Indoor: 0; Non-Residential Outdoor: 0 (Architectural Coating – sqft)

OffRoad Equipment

Phase Name	Offroad Equipment Type	Amount	Usage Hours	Horse Power	Load Factor
Site Preparation	Graders	0	8.00	174	0.41
Site Preparation	Rubber Tired Dozers	1	8.00	255	0.40
Site Preparation	Tractors/Loaders/Backhoes	1	8.00	97	0.37
Grading	Concrete/Industrial Saws	0	8.00	81	0.73
Grading	Rubber Tired Dozers	1	1.00	255	0.40
Grading	Tractors/Loaders/Backhoes	1	6.00	97	0.37
Building Construction	Cranes	0	4.00	226	0.29
Building Construction	Excavators	1	8.00	162	0.38
Building Construction	Forklifts	1	6.00	89	0.20
Building Construction	Pumps	1	8.00	84	0.74
Building Construction	Tractors/Loaders/Backhoes	1	8.00	97	0.37
Building Construction	Welders	2	8.00	46	0.45
Paving	Cement and Mortar Mixers	0	6.00	9	0.56
Paving	Pavers	1	7.00	125	0.42
Paving	Paving Equipment	1	8.00	130	0.36
Paving	Rollers	1	7.00	80	0.38
Paving	Tractors/Loaders/Backhoes	0	7.00	97	0.37

Trips and VMT

Phase Name	Offroad Equipment Count	Worker Trip Number	Vendor Trip Number	Hauling Trip Number	Worker Trip Length	Vendor Trip Length	Hauling Trip Length	Worker Vehicle Class	Vendor Vehicle Class	Hauling Vehicle Class
Site Preparation	2	5.00	4.00	0.00	10.80	7.30	20.00	LD_Mix	HDT_Mix	HHDT
Grading	2	5.00	0.00	100.00	10.80	7.30	20.00	LD_Mix	HDT_Mix	HHDT
Building Construction	6	8.00	2.00	0.00	10.80	7.30	20.00	LD_Mix	HDT_Mix	HHDT
Paving	3	8.00	0.00	0.00	10.80	7.30	20.00	LD_Mix	HDT_Mix	HHDT

3.1 Mitigation Measures Construction

3.2 Site Preparation - 2026

Unmitigated Construction On-Site

	ROG	NOx	CO	SO2	Fugitive PM10	Exhaust PM10	PM10 Total	Fugitive PM2.5	Exhaust PM2.5	PM2.5 Total	Bio- CO2	NBio- CO2	Total CO2	CH4	N2O	CO2e
Category	lb/day										lb/day					
Fugitive Dust					6.0221	0.0000	6.0221	3.3102	0.0000	3.3102			0.0000			0.0000
Off-Road	0.7921	7.3969	7.5527	0.0120		0.3251	0.3251		0.2991	0.2991		1,163.9281	1,163.9281	0.3764		1,171.8333
Total	**0.7921**	**7.3969**	**7.5527**	**0.0120**	**6.0221**	**0.3251**	**6.3472**	**3.3102**	**0.2991**	**3.6093**		**1,163.9281**	**1,163.9281**	**0.3764**		**1,171.8333**

Unmitigated Construction Off-Site

	ROG	NOx	CO	SO2	Fugitive PM10	Exhaust PM10	PM10 Total	Fugitive PM2.5	Exhaust PM2.5	PM2.5 Total	Bio- CO2	NBio- CO2	Total CO2	CH4	N2O	CO2e
Category	lb/day										lb/day					
Hauling	0.0000	0.0000	0.0000	0.0000	0.0000	0.0000	0.0000	0.0000	0.0000	0.0000		0.0000	0.0000	0.0000		0.0000
Vendor	0.0247	0.1433	0.2947	9.4000e-004	0.0266	3.3200e-003	0.0299	7.5700e-003	3.0500e-003	0.0106		88.1325	88.1325	6.1000e-004		88.1454
Worker	9.8200e-003	0.0109	0.1196	5.2000e-004	0.0411	3.1000e-004	0.0414	0.0109	2.9000e-004	0.0112		34.1502	34.1502	1.3700e-003		34.1789
Total	**0.0345**	**0.1542**	**0.4143**	**1.4600e-003**	**0.0676**	**3.6300e-003**	**0.0713**	**0.0185**	**3.3400e-003**	**0.0218**		**122.2827**	**122.2827**	**1.9800e-003**		**122.3243**

Mitigated Construction On-Site

	ROG	NOx	CO	SO2	Fugitive PM10	Exhaust PM10	PM10 Total	Fugitive PM2.5	Exhaust PM2.5	PM2.5 Total	Bio- CO2	NBio- CO2	Total CO2	CH4	N2O	CO2e

Category	lb/day										lb/day					
Fugitive Dust					6.0221	0.0000	6.0221	3.3102	0.0000	3.3102			0.0000			0.0000
Off-Road	0.7921	7.3969	7.5527	0.0120		0.3251	0.3251		0.2991	0.2991	0.0000	1,163.9281	1,163.9281	0.3764		1,171.8333
Total	**0.7921**	**7.3969**	**7.5527**	**0.0120**	**6.0221**	**0.3251**	**6.3472**	**3.3102**	**0.2991**	**3.6093**	**0.0000**	**1,163.9281**	**1,163.9281**	**0.3764**		**1,171.8333**

Mitigated Construction Off-Site

	ROG	NOx	CO	SO2	Fugitive PM10	Exhaust PM10	PM10 Total	Fugitive PM2.5	Exhaust PM2.5	PM2.5 Total	Bio- CO2	NBio- CO2	Total CO2	CH4	N2O	CO2e
Category	lb/day										lb/day					
Hauling	0.0000	0.0000	0.0000	0.0000	0.0000	0.0000	0.0000	0.0000	0.0000	0.0000		0.0000	0.0000	0.0000		0.0000
Vendor	0.0247	0.1433	0.2947	9.4000e-004	0.0266	3.3200e-003	0.0299	7.5700e-003	3.0500e-003	0.0106		88.1325	88.1325	6.1000e-004		88.1454
Worker	9.8200e-003	0.0109	0.1196	5.2000e-004	0.0411	3.1000e-004	0.0414	0.0109	2.9000e-004	0.0112		34.1502	34.1502	1.3700e-003		34.1789
Total	**0.0345**	**0.1542**	**0.4143**	**1.4600e-003**	**0.0676**	**3.6300e-003**	**0.0713**	**0.0185**	**3.3400e-003**	**0.0218**		**122.2827**	**122.2827**	**1.9800e-003**		**122.3243**

3.3 Grading - 2026

Unmitigated Construction On-Site

	ROG	NOx	CO	SO2	Fugitive PM10	Exhaust PM10	PM10 Total	Fugitive PM2.5	Exhaust PM2.5	PM2.5 Total	Bio- CO2	NBio- CO2	Total CO2	CH4	N2O	CO2e
Category	lb/day										lb/day					
Fugitive Dust					0.7528	0.0000	0.7528	0.4138	0.0000	0.4138			0.0000			0.0000
Off-Road	0.1816	1.7590	2.3376	3.4500e-003		0.0744	0.0744		0.0685	0.0685		334.2759	334.2759	0.1081		336.5463

Total	**0.1816**	**1.7590**	**2.3376**	**3.4500e-003**	**0.7528**	**0.0744**	**0.8272**	**0.4138**	**0.0685**	**0.4823**		**334.2759**	**334.2759**	**0.1081**		**336.5463**

Unmitigated Construction Off-Site

	ROG	NOx	CO	SO2	Fugitive PM10	Exhaust PM10	PM10 Total	Fugitive PM2.5	Exhaust PM2.5	PM2.5 Total	Bio- CO2	NBio- CO2	Total CO2	CH4	N2O	CO2e
Category	lb/day										lb/day					
Hauling	0.1394	1.0172	1.5271	7.3900e-003	0.1743	0.0303	0.2046	0.0477	0.0279	0.0756		695.3173	695.3173	4.8200e-003		695.4186
Vendor	0.0000	0.0000	0.0000	0.0000	0.0000	0.0000	0.0000	0.0000	0.0000	0.0000		0.0000	0.0000	0.0000		0.0000
Worker	9.8200e-003	0.0109	0.1196	5.2000e-004	0.0411	3.1000e-004	0.0414	0.0109	2.9000e-004	0.0112		34.1502	34.1502	1.3700e-003		34.1789
Total	**0.1493**	**1.0281**	**1.6467**	**7.9100e-003**	**0.2154**	**0.0306**	**0.2460**	**0.0586**	**0.0282**	**0.0868**		**729.4674**	**729.4674**	**6.1900e-003**		**729.5975**

Mitigated Construction On-Site

	ROG	NOx	CO	SO2	Fugitive PM10	Exhaust PM10	PM10 Total	Fugitive PM2.5	Exhaust PM2.5	PM2.5 Total	Bio- CO2	NBio- CO2	Total CO2	CH4	N2O	CO2e
Category	lb/day										lb/day					
Fugitive Dust					0.7528	0.0000	0.7528	0.4138	0.0000	0.4138			0.0000			0.0000
Off-Road	0.1816	1.7590	2.3376	3.4500e-003		0.0744	0.0744		0.0685	0.0685	0.0000	334.2759	334.2759	0.1081		336.5463
Total	**0.1816**	**1.7590**	**2.3376**	**3.4500e-003**	**0.7528**	**0.0744**	**0.8272**	**0.4138**	**0.0685**	**0.4823**	**0.0000**	**334.2759**	**334.2759**	**0.1081**		**336.5463**

Mitigated Construction Off-Site

	ROG	NOx	CO	SO2	Fugitive PM10	Exhaust PM10	PM10 Total	Fugitive PM2.5	Exhaust PM2.5	PM2.5 Total	Bio- CO2	NBio- CO2	Total CO2	CH4	N2O	CO2e
Category	lb/day										lb/day					
Hauling	0.1394	1.0172	1.5271	7.3900e-003	0.1743	0.0303	0.2046	0.0477	0.0279	0.0756		695.3173	695.3173	4.8200e-003		695.4186
Vendor	0.0000	0.0000	0.0000	0.0000	0.0000	0.0000	0.0000	0.0000	0.0000	0.0000		0.0000	0.0000	0.0000		0.0000
Worker	9.8200e-003	0.0109	0.1196	5.2000e-004	0.0411	3.1000e-004	0.0414	0.0109	2.9000e-004	0.0112		34.1502	34.1502	1.3700e-003		34.1789
Total	**0.1493**	**1.0281**	**1.6467**	**7.9100e-003**	**0.2154**	**0.0306**	**0.2460**	**0.0586**	**0.0282**	**0.0868**		**729.4674**	**729.4674**	**6.1900e-003**		**729.5975**

3.4 Building Construction - 2026

Unmitigated Construction On-Site

	ROG	NOx	CO	SO2	Fugitive PM10	Exhaust PM10	PM10 Total	Fugitive PM2.5	Exhaust PM2.5	PM2.5 Total	Bio- CO2	NBio- CO2	Total CO2	CH4	N2O	CO2e
Category	lb/day										lb/day					
Off-Road	1.0943	8.3118	13.4406	0.0213		0.3310	0.3310		0.3191	0.3191		1,964.0737	1,964.0737	0.3642		1,971.7210
Total	**1.0943**	**8.3118**	**13.4406**	**0.0213**		**0.3310**	**0.3310**		**0.3191**	**0.3191**		**1,964.0737**	**1,964.0737**	**0.3642**		**1,971.7210**

Unmitigated Construction Off-Site

	ROG	NOx	CO	SO2	Fugitive PM10	Exhaust PM10	PM10 Total	Fugitive PM2.5	Exhaust PM2.5	PM2.5 Total	Bio- CO2	NBio- CO2	Total CO2	CH4	N2O	CO2e
Category	lb/day										lb/day					

Hauling	0.0000	0.0000	0.0000	0.0000	0.0000	0.0000	0.0000	0.0000	0.0000	0.0000		0.0000	0.0000	0.0000		0.0000
Vendor	0.0123	0.0717	0.1474	4.7000e-004	0.0133	1.6600e-003	0.0149	3.7900e-003	1.5300e-003	5.3100e-003		44.0663	44.0663	3.1000e-004		44.0727
Worker	0.0157	0.0175	0.1913	8.3000e-004	0.0657	4.9000e-004	0.0662	0.0174	4.6000e-004	0.0179		54.6403	54.6403	2.1900e-003		54.6862
Total	**0.0280**	**0.0891**	**0.3387**	**1.3000e-003**	**0.0790**	**2.1500e-003**	**0.0811**	**0.0212**	**1.9900e-003**	**0.0232**		**98.7066**	**98.7066**	**2.5000e-003**		**98.7589**

Mitigated Construction On-Site

	ROG	NOx	CO	SO2	Fugitive PM10	Exhaust PM10	PM10 Total	Fugitive PM2.5	Exhaust PM2.5	PM2.5 Total	Bio- CO2	NBio- CO2	Total CO2	CH4	N2O	CO2e
Category	lb/day										lb/day					
Off-Road	1.0943	8.3118	13.4406	0.0213		0.3310	0.3310		0.3191	0.3191	0.0000	1,964.0737	1,964.0737	0.3642		1,971.7210
Total	**1.0943**	**8.3118**	**13.4406**	**0.0213**		**0.3310**	**0.3310**		**0.3191**	**0.3191**	**0.0000**	**1,964.0737**	**1,964.0737**	**0.3642**		**1,971.7210**

Mitigated Construction Off-Site

	ROG	NOx	CO	SO2	Fugitive PM10	Exhaust PM10	PM10 Total	Fugitive PM2.5	Exhaust PM2.5	PM2.5 Total	Bio- CO2	NBio- CO2	Total CO2	CH4	N2O	CO2e
Category	lb/day										lb/day					
Hauling	0.0000	0.0000	0.0000	0.0000	0.0000	0.0000	0.0000	0.0000	0.0000	0.0000		0.0000	0.0000	0.0000		0.0000
Vendor	0.0123	0.0717	0.1474	4.7000e-004	0.0133	1.6600e-003	0.0149	3.7900e-003	1.5300e-003	5.3100e-003		44.0663	44.0663	3.1000e-004		44.0727
Worker	0.0157	0.0175	0.1913	8.3000e-004	0.0657	4.9000e-004	0.0662	0.0174	4.6000e-004	0.0179		54.6403	54.6403	2.1900e-003		54.6862
Total	**0.0280**	**0.0891**	**0.3387**	**1.3000e-003**	**0.0790**	**2.1500e-003**	**0.0811**	**0.0212**	**1.9900e-003**	**0.0232**		**98.7066**	**98.7066**	**2.5000e-003**		**98.7589**

3.4 Building Construction - 2027

Unmitigated Construction On-Site

	ROG	NOx	CO	SO2	Fugitive PM10	Exhaust PM10	PM10 Total	Fugitive PM2.5	Exhaust PM2.5	PM2.5 Total	Bio- CO2	NBio- CO2	Total CO2	CH4	N2O	CO2e
Category	lb/day										lb/day					
Off-Road	1.0943	8.3118	13.4406	0.0213		0.3310	0.3310		0.3191	0.3191		1,964.0737	1,964.0737	0.3642		1,971.7210
Total	**1.0943**	**8.3118**	**13.4406**	**0.0213**		**0.3310**	**0.3310**		**0.3191**	**0.3191**		**1,964.0737**	**1,964.0737**	**0.3642**		**1,971.7210**

Unmitigated Construction Off-Site

	ROG	NOx	CO	SO2	Fugitive PM10	Exhaust PM10	PM10 Total	Fugitive PM2.5	Exhaust PM2.5	PM2.5 Total	Bio- CO2	NBio- CO2	Total CO2	CH4	N2O	CO2e
Category	lb/day										lb/day					
Hauling	0.0000	0.0000	0.0000	0.0000	0.0000	0.0000	0.0000	0.0000	0.0000	0.0000		0.0000	0.0000	0.0000		0.0000
Vendor	0.0121	0.0710	0.1438	4.7000e-004	0.0133	1.6600e-003	0.0149	3.7900e-003	1.5300e-003	5.3200e-003		44.0716	44.0716	3.1000e-004		44.0780
Worker	0.0152	0.0169	0.1857	8.3000e-004	0.0657	5.0000e-004	0.0662	0.0174	4.6000e-004	0.0179		54.1438	54.1438	2.1400e-003		54.1888
Total	**0.0273**	**0.0879**	**0.3295**	**1.3000e-003**	**0.0790**	**2.1600e-003**	**0.0812**	**0.0212**	**1.9900e-003**	**0.0232**		**98.2154**	**98.2154**	**2.4500e-003**		**98.2668**

Mitigated Construction On-Site

	ROG	NOx	CO	SO2	Fugitive PM10	Exhaust PM10	PM10 Total	Fugitive PM2.5	Exhaust PM2.5	PM2.5 Total	Bio- CO2	NBio- CO2	Total CO2	CH4	N2O	CO2e
Category	lb/day										lb/day					
Off-Road	1.0943	8.3118	13.4406	0.0213		0.3310	0.3310		0.3191	0.3191	0.0000	1,964.0737	1,964.0737	0.3642		1,971.7210
Total	**1.0943**	**8.3118**	**13.4406**	**0.0213**		**0.3310**	**0.3310**		**0.3191**	**0.3191**	**0.0000**	**1,964.0737**	**1,964.0737**	**0.3642**		**1,971.7210**

Mitigated Construction Off-Site

	ROG	NOx	CO	SO2	Fugitive PM10	Exhaust PM10	PM10 Total	Fugitive PM2.5	Exhaust PM2.5	PM2.5 Total	Bio- CO2	NBio- CO2	Total CO2	CH4	N2O	CO2e
Category	lb/day										lb/day					
Hauling	0.0000	0.0000	0.0000	0.0000	0.0000	0.0000	0.0000	0.0000	0.0000	0.0000		0.0000	0.0000	0.0000		0.0000
Vendor	0.0121	0.0710	0.1438	4.7000e-004	0.0133	1.6600e-003	0.0149	3.7900e-003	1.5300e-003	5.3200e-003		44.0716	44.0716	3.1000e-004		44.0780
Worker	0.0152	0.0169	0.1857	8.3000e-004	0.0657	5.0000e-004	0.0662	0.0174	4.6000e-004	0.0179		54.1438	54.1438	2.1400e-003		54.1888
Total	**0.0273**	**0.0879**	**0.3295**	**1.3000e-003**	**0.0790**	**2.1600e-003**	**0.0812**	**0.0212**	**1.9900e-003**	**0.0232**		**98.2154**	**98.2154**	**2.4500e-003**		**98.2668**

3.5 Paving - 2027

Unmitigated Construction On-Site

	ROG	NOx	CO	SO2	Fugitive PM10	Exhaust PM10	PM10 Total	Fugitive PM2.5	Exhaust PM2.5	PM2.5 Total	Bio- CO2	NBio- CO2	Total CO2	CH4	N2O	CO2e
Category	lb/day										lb/day					
Off-Road	0.4107	3.8401	6.5601	0.0103		0.1875	0.1875		0.1725	0.1725		993.4539	993.4539	0.3213		1,000.2013

Paving	0.0000					0.0000	0.0000		0.0000	0.0000			0.0000			0.0000
Total	**0.4107**	**3.8401**	**6.5601**	**0.0103**		**0.1875**	**0.1875**		**0.1725**	**0.1725**		**993.4539**	**993.4539**	**0.3213**		**1,000.2013**

Unmitigated Construction Off-Site

	ROG	NOx	CO	SO2	Fugitive PM10	Exhaust PM10	PM10 Total	Fugitive PM2.5	Exhaust PM2.5	PM2.5 Total	Bio- CO2	NBio- CO2	Total CO2	CH4	N2O	CO2e
Category	lb/day										lb/day					
Hauling	0.0000	0.0000	0.0000	0.0000	0.0000	0.0000	0.0000	0.0000	0.0000	0.0000		0.0000	0.0000	0.0000		0.0000
Vendor	0.0000	0.0000	0.0000	0.0000	0.0000	0.0000	0.0000	0.0000	0.0000	0.0000		0.0000	0.0000	0.0000		0.0000
Worker	0.0152	0.0169	0.1857	8.3000e-004	0.0657	5.0000e-004	0.0662	0.0174	4.6000e-004	0.0179		54.1438	54.1438	2.1400e-003		54.1888
Total	**0.0152**	**0.0169**	**0.1857**	**8.3000e-004**	**0.0657**	**5.0000e-004**	**0.0662**	**0.0174**	**4.6000e-004**	**0.0179**		**54.1438**	**54.1438**	**2.1400e-003**		**54.1888**

Mitigated Construction On-Site

	ROG	NOx	CO	SO2	Fugitive PM10	Exhaust PM10	PM10 Total	Fugitive PM2.5	Exhaust PM2.5	PM2.5 Total	Bio- CO2	NBio- CO2	Total CO2	CH4	N2O	CO2e
Category	lb/day										lb/day					
Off-Road	0.4107	3.8401	6.5601	0.0103		0.1875	0.1875		0.1725	0.1725	0.0000	993.4539	993.4539	0.3213		1,000.2013
Paving	0.0000					0.0000	0.0000		0.0000	0.0000			0.0000			0.0000
Total	**0.4107**	**3.8401**	**6.5601**	**0.0103**		**0.1875**	**0.1875**		**0.1725**	**0.1725**	**0.0000**	**993.4539**	**993.4539**	**0.3213**		**1,000.2013**

Mitigated Construction Off-Site

	ROG	NOx	CO	SO2	Fugitive PM10	Exhaust PM10	PM10 Total	Fugitive PM2.5	Exhaust PM2.5	PM2.5 Total	Bio- CO2	NBio- CO2	Total CO2	CH4	N2O	CO2e
Category	lb/day										lb/day					
Hauling	0.0000	0.0000	0.0000	0.0000	0.0000	0.0000	0.0000	0.0000	0.0000	0.0000		0.0000	0.0000	0.0000		0.0000
Vendor	0.0000	0.0000	0.0000	0.0000	0.0000	0.0000	0.0000	0.0000	0.0000	0.0000		0.0000	0.0000	0.0000		0.0000
Worker	0.0152	0.0169	0.1857	8.3000e-004	0.0657	5.0000e-004	0.0662	0.0174	4.6000e-004	0.0179		54.1438	54.1438	2.1400e-003		54.1888
Total	**0.0152**	**0.0169**	**0.1857**	**8.3000e-004**	**0.0657**	**5.0000e-004**	**0.0662**	**0.0174**	**4.6000e-004**	**0.0179**		**54.1438**	**54.1438**	**2.1400e-003**		**54.1888**

4.0 Operational Detail - Mobile

4.1 Mitigation Measures Mobile

	ROG	NOx	CO	SO2	Fugitive PM10	Exhaust PM10	PM10 Total	Fugitive PM2.5	Exhaust PM2.5	PM2.5 Total	Bio- CO2	NBio- CO2	Total CO2	CH4	N2O	CO2e
Category	lb/day										lb/day					
Mitigated	0.0000	0.0000	0.0000	0.0000	0.0000	0.0000	0.0000	0.0000	0.0000	0.0000		0.0000	0.0000	0.0000		0.0000
Unmitigated	0.0000	0.0000	0.0000	0.0000	0.0000	0.0000	0.0000	0.0000	0.0000	0.0000		0.0000	0.0000	0.0000		0.0000

4.2 Trip Summary Information

	Average Daily Trip Rate			Unmitigated	Mitigated
Land Use	Weekday	Saturday	Sunday	Annual VMT	Annual VMT
User Defined Industrial	0.00	0.00	0.00		
Total	0.00	0.00	0.00		

4.3 Trip Type Information

	Miles			Trip %			Trip Purpose %		
Land Use	H-W or C-W	H-S or C-C	H-O or C-NW	H-W or C-W	H-S or C-C	H-O or C-NW	Primary	Diverted	Pass-by
User Defined Industrial	9.50	7.30	7.30	0.00	0.00	0.00	0	0	0

LDA	LDT1	LDT2	MDV	LHD1	LHD2	MHD	HHD	OBUS	UBUS	MCY	SBUS	MH
0.511923	0.073395	0.191568	0.130918	0.036235	0.005199	0.012665	0.023708	0.001889	0.002027	0.006511	0.000534	0.003431

5.0 Energy Detail

4.4 Fleet Mix

Historical Energy Use: N

5.1 Mitigation Measures Energy

	ROG	NOx	CO	SO2	Fugitive PM10	Exhaust PM10	PM10 Total	Fugitive PM2.5	Exhaust PM2.5	PM2.5 Total	Bio- CO2	NBio- CO2	Total CO2	CH4	N2O	CO2e
Category	lb/day										lb/day					
NaturalGas Mitigated	0.0000	0.0000	0.0000	0.0000		0.0000	0.0000		0.0000	0.0000		0.0000	0.0000	0.0000	0.0000	0.0000
NaturalGas Unmitigated	0.0000	0.0000	0.0000	0.0000		0.0000	0.0000		0.0000	0.0000		0.0000	0.0000	0.0000	0.0000	0.0000

5.2 Energy by Land Use - NaturalGas

Unmitigated

	NaturalGas Use	ROG	NOx	CO	SO2	Fugitive PM10	Exhaust PM10	PM10 Total	Fugitive PM2.5	Exhaust PM2.5	PM2.5 Total	Bio- CO2	NBio- CO2	Total CO2	CH4	N2O	CO2e

Land Use	kBTU/yr	lb/day										lb/day					
User Defined Industrial	0	0.0000	0.0000	0.0000	0.0000		0.0000	0.0000		0.0000	0.0000		0.0000	0.0000	0.0000	0.0000	0.0000
Total		**0.0000**	**0.0000**	**0.0000**	**0.0000**		**0.0000**	**0.0000**		**0.0000**	**0.0000**		**0.0000**	**0.0000**	**0.0000**	**0.0000**	**0.0000**

Mitigated

	NaturalGas Use	ROG	NOx	CO	SO2	Fugitive PM10	Exhaust PM10	PM10 Total	Fugitive PM2.5	Exhaust PM2.5	PM2.5 Total	Bio- CO2	NBio- CO2	Total CO2	CH4	N2O	CO2e
Land Use	kBTU/yr	lb/day										lb/day					
User Defined Industrial	0	0.0000	0.0000	0.0000	0.0000		0.0000	0.0000		0.0000	0.0000		0.0000	0.0000	0.0000	0.0000	0.0000
Total		**0.0000**	**0.0000**	**0.0000**	**0.0000**		**0.0000**	**0.0000**		**0.0000**	**0.0000**		**0.0000**	**0.0000**	**0.0000**	**0.0000**	**0.0000**

6.0 Area Detail

6.1 Mitigation Measures Area

	ROG	NOx	CO	SO2	Fugitive PM10	Exhaust PM10	PM10 Total	Fugitive PM2.5	Exhaust PM2.5	PM2.5 Total	Bio- CO2	NBio- CO2	Total CO2	CH4	N2O	CO2e
Category	lb/day										lb/day					
Mitigated	1.0000e-005	0.0000	1.0000e-004	0.0000		0.0000	0.0000		0.0000	0.0000		2.2000e-004	2.2000e-004	0.0000		2.3000e-004
Unmitigated	1.0000e-005	0.0000	1.0000e-004	0.0000		0.0000	0.0000		0.0000	0.0000		2.2000e-004	2.2000e-004	0.0000		2.3000e-004

6.2 Area by SubCategory

Unmitigated

	ROG	NOx	CO	SO2	Fugitive PM10	Exhaust PM10	PM10 Total	Fugitive PM2.5	Exhaust PM2.5	PM2.5 Total	Bio- CO2	NBio- CO2	Total CO2	CH4	N2O	CO2e
SubCategory	lb/day										lb/day					
Architectural Coating	0.0000					0.0000	0.0000		0.0000	0.0000			0.0000			0.0000
Consumer Products	0.0000					0.0000	0.0000		0.0000	0.0000			0.0000			0.0000
Landscaping	1.0000e-005	0.0000	1.0000e-004	0.0000		0.0000	0.0000		0.0000	0.0000		2.2000e-004	2.2000e-004	0.0000		2.3000e-004
Total	**1.0000e-005**	**0.0000**	**1.0000e-004**	**0.0000**		**0.0000**	**0.0000**		**0.0000**	**0.0000**		**2.2000e-004**	**2.2000e-004**	**0.0000**		**2.3000e-004**

Mitigated

	ROG	NOx	CO	SO2	Fugitive PM10	Exhaust PM10	PM10 Total	Fugitive PM2.5	Exhaust PM2.5	PM2.5 Total	Bio- CO2	NBio- CO2	Total CO2	CH4	N2O	CO2e
SubCategory	lb/day										lb/day					
Architectural Coating	0.0000					0.0000	0.0000		0.0000	0.0000			0.0000			0.0000
Consumer Products	0.0000					0.0000	0.0000		0.0000	0.0000			0.0000			0.0000
Landscaping	1.0000e-005	0.0000	1.0000e-004	0.0000		0.0000	0.0000		0.0000	0.0000		2.2000e-004	2.2000e-004	0.0000		2.3000e-004
Total	**1.0000e-005**	**0.0000**	**1.0000e-004**	**0.0000**		**0.0000**	**0.0000**		**0.0000**	**0.0000**		**2.2000e-004**	**2.2000e-004**	**0.0000**		**2.3000e-004**

7.0 Water Detail

7.1 Mitigation Measures Water

8.0 Waste Detail

8.1 Mitigation Measures Waste

9.0 Operational Offroad

Equipment Type	Number	Hours/Day	Days/Year	Horse Power	Load Factor	Fuel Type

10.0 Vegetation

CA Sludge Conveyance (Pump Station) Const

San Diego Air Basin, Winter

1.0 Project Characteristics

1.1 Land Usage

Land Uses	Size	Metric	Lot Acreage	Floor Surface Area	Population
User Defined Industrial	1.00	User Defined Unit	0.00	0.00	0

1.2 Other Project Characteristics

Urbanization	Urban	**Wind Speed (m/s)**	2.6	**Precipitation Freq (Days)**	40
Climate Zone	13			**Operational Year**	2025
Utility Company	San Diego Gas & Electric				
CO2 Intensity (lb/MWhr)	720.49	**CH4 Intensity (lb/MWhr)**	0.029	**N2O Intensity (lb/MWhr)**	0.006

1.3 User Entered Comments & Non-Default Data

Project Characteristics -

Land Use -

Construction Phase - Modified

Off-road Equipment - Modified

Off-road Equipment - Modified

Off-road Equipment - Modified

Off-road Equipment - Modified

Trips and VMT - Modified

Table Name	Column Name	Default Value	New Value
tblConstructionPhase	NumDays	0.00	480.00
tblConstructionPhase	NumDays	0.00	10.00

tblConstructionPhase	NumDays	0.00	11.00
tblConstructionPhase	NumDays	0.00	10.00
tblOffRoadEquipment	OffRoadEquipmentUnitAmount	4.00	0.00
tblOffRoadEquipment	OffRoadEquipmentUnitAmount	1.00	0.00
tblOffRoadEquipment	OffRoadEquipmentUnitAmount	1.00	0.00
tblOffRoadEquipment	OffRoadEquipmentUnitAmount	2.00	1.00
tblOffRoadEquipment	OffRoadEquipmentUnitAmount	1.00	0.00
tblOffRoadEquipment	OffRoadEquipmentUnitAmount	2.00	1.00
tblOffRoadEquipment	OffRoadEquipmentUnitAmount	2.00	1.00
tblOffRoadEquipment	OffRoadEquipmentUnitAmount	1.00	0.00
tblProjectCharacteristics	OperationalYear	2014	2025
tblTripsAndVMT	HaulingTripNumber	0.00	100.00
tblTripsAndVMT	VendorTripNumber	0.00	4.00
tblTripsAndVMT	VendorTripNumber	0.00	2.00
tblTripsAndVMT	WorkerTripNumber	0.00	8.00

2.0 Emissions Summary

2.1 Overall Construction (Maximum Daily Emission)

Unmitigated Construction

	ROG	NOx	CO	SO2	Fugitive PM10	Exhaust PM10	PM10 Total	Fugitive PM2.5	Exhaust PM2.5	PM2.5 Total	Bio- CO2	NBio- CO2	Total CO2	CH4	N2O	CO2e
Year	lb/day										lb/day					
2026	1.1245	8.4044	13.8220	0.0225	6.0897	0.3332	6.4184	3.3287	0.3211	3.6311	0.0000	2,059.0770	2,059.0770	0.3784	0.0000	2,067.0243
2027	1.1237	8.4030	13.8108	0.0225	0.0790	0.3332	0.4122	0.0212	0.3211	0.3424	0.0000	2,058.6138	2,058.6138	0.3666	0.0000	2,066.3127
2028	1.1230	8.4018	13.8043	0.0225	0.0790	0.3332	0.4122	0.0212	0.3211	0.3424	0.0000	2,058.2210	2,058.2210	0.3666	0.0000	2,065.9191
Total	**3.3712**	**25.2092**	**41.4371**	**0.0675**	**6.2477**	**0.9995**	**7.2428**	**3.3711**	**0.9634**	**4.3158**	**0.0000**	**6,175.9118**	**6,175.9118**	**1.1116**	**0.0000**	**6,199.2561**

Mitigated Construction

	ROG	NOx	CO	SO2	Fugitive PM10	Exhaust PM10	PM10 Total	Fugitive PM2.5	Exhaust PM2.5	PM2.5 Total	Bio- CO2	NBio- CO2	Total CO2	CH4	N2O	CO2e
Year	lb/day										lb/day					
2026	1.1245	8.4044	13.8220	0.0225	6.0897	0.3332	6.4184	3.3287	0.3211	3.6311	0.0000	2,059.0770	2,059.0770	0.3784	0.0000	2,067.0243
2027	1.1237	8.4030	13.8108	0.0225	0.0790	0.3332	0.4122	0.0212	0.3211	0.3424	0.0000	2,058.6137	2,058.6137	0.3666	0.0000	2,066.3127
2028	1.1230	8.4018	13.8043	0.0225	0.0790	0.3332	0.4122	0.0212	0.3211	0.3424	0.0000	2,058.2210	2,058.2210	0.3666	0.0000	2,065.9191
Total	**3.3712**	**25.2092**	**41.4371**	**0.0675**	**6.2477**	**0.9995**	**7.2428**	**3.3711**	**0.9634**	**4.3158**	**0.0000**	**6,175.9118**	**6,175.9118**	**1.1116**	**0.0000**	**6,199.2561**

	ROG	**NOx**	**CO**	**SO2**	**Fugitive PM10**	**Exhaust PM10**	**PM10 Total**	**Fugitive PM2.5**	**Exhaust PM2.5**	**PM2.5 Total**	**Bio- CO2**	**NBio-CO2**	**Total CO2**	**CH4**	**N20**	**CO2e**
Percent Reduction	**0.00**	**0.00**	**0.00**	**0.00**	**0.00**	**0.00**	**0.00**	**0.00**	**0.00**	**0.00**	**0.00**	**0.00**	**0.00**	**0.00**	**0.00**	**0.00**

2.2 Overall Operational

Unmitigated Operational

	ROG	NOx	CO	SO2	Fugitive PM10	Exhaust PM10	PM10 Total	Fugitive PM2.5	Exhaust PM2.5	PM2.5 Total	Bio- CO2	NBio- CO2	Total CO2	CH4	N2O	CO2e
Category	lb/day										lb/day					
Area	1.0000e-005	0.0000	1.0000e-004	0.0000		0.0000	0.0000		0.0000	0.0000		2.2000e-004	2.2000e-004	0.0000		2.3000e-004
Energy	0.0000	0.0000	0.0000	0.0000		0.0000	0.0000		0.0000	0.0000		0.0000	0.0000	0.0000	0.0000	0.0000
Mobile	0.0000	0.0000	0.0000	0.0000	0.0000	0.0000	0.0000	0.0000	0.0000	0.0000		0.0000	0.0000	0.0000		0.0000
Total	**1.0000e-005**	**0.0000**	**1.0000e-004**	**0.0000**	**0.0000**	**0.0000**	**0.0000**	**0.0000**	**0.0000**	**0.0000**		**2.2000e-004**	**2.2000e-004**	**0.0000**	**0.0000**	**2.3000e-004**

Mitigated Operational

	ROG	NOx	CO	SO2	Fugitive PM10	Exhaust PM10	PM10 Total	Fugitive PM2.5	Exhaust PM2.5	PM2.5 Total	Bio- CO2	NBio- CO2	Total CO2	CH4	N2O	CO2e
Category	lb/day										lb/day					
Area	1.0000e-005	0.0000	1.0000e-004	0.0000		0.0000	0.0000		0.0000	0.0000		2.2000e-004	2.2000e-004	0.0000		2.3000e-004
Energy	0.0000	0.0000	0.0000	0.0000		0.0000	0.0000		0.0000	0.0000		0.0000	0.0000	0.0000	0.0000	0.0000
Mobile	0.0000	0.0000	0.0000	0.0000	0.0000	0.0000	0.0000	0.0000	0.0000	0.0000		0.0000	0.0000	0.0000		0.0000
Total	**1.0000e-005**	**0.0000**	**1.0000e-004**	**0.0000**	**0.0000**	**0.0000**	**0.0000**	**0.0000**	**0.0000**	**0.0000**		**2.2000e-004**	**2.2000e-004**	**0.0000**	**0.0000**	**2.3000e-004**

	ROG	**NOx**	**CO**	**SO2**	**Fugitive PM10**	**Exhaust PM10**	**PM10 Total**	**Fugitive PM2.5**	**Exhaust PM2.5**	**PM2.5 Total**	**Bio- CO2**	**NBio-CO2**	**Total CO2**	**CH4**	**N20**	**CO2e**
Percent Reduction	**0.00**	**0.00**	**0.00**	**0.00**	**0.00**	**0.00**	**0.00**	**0.00**	**0.00**	**0.00**	**0.00**	**0.00**	**0.00**	**0.00**	**0.00**	**0.00**

3.0 Construction Detail

Construction Phase

Phase Number	Phase Name	Phase Type	Start Date	End Date	Num Days Week	Num Days	Phase Description
1	Site Preparation	Site Preparation	2/15/2026	2/27/2026	5	10	
2	Grading	Grading	2/28/2026	3/13/2026	5	10	
3	Building Construction	Building Construction	3/14/2026	1/14/2028	5	480	
4	Paving	Paving	1/15/2028	1/31/2028	5	11	

Acres of Grading (Site Preparation Phase): 0

Acres of Grading (Grading Phase): 0

Acres of Paving: 0

Residential Indoor: 0; Residential Outdoor: 0; Non-Residential Indoor: 0; Non-Residential Outdoor: 0 (Architectural Coating – sqft)

OffRoad Equipment

Phase Name	Offroad Equipment Type	Amount	Usage Hours	Horse Power	Load Factor
Site Preparation	Graders	0	8.00	174	0.41
Site Preparation	Rubber Tired Dozers	1	8.00	255	0.40
Site Preparation	Tractors/Loaders/Backhoes	1	8.00	97	0.37
Grading	Concrete/Industrial Saws	0	8.00	81	0.73
Grading	Rubber Tired Dozers	1	1.00	255	0.40
Grading	Tractors/Loaders/Backhoes	1	6.00	97	0.37
Building Construction	Cranes	0	4.00	226	0.29
Building Construction	Excavators	1	8.00	162	0.38
Building Construction	Forklifts	1	6.00	89	0.20
Building Construction	Pumps	1	8.00	84	0.74
Building Construction	Tractors/Loaders/Backhoes	1	8.00	97	0.37
Building Construction	Welders	2	8.00	46	0.45
Paving	Cement and Mortar Mixers	0	6.00	9	0.56
Paving	Pavers	1	7.00	125	0.42
Paving	Paving Equipment	1	8.00	130	0.36
Paving	Rollers	1	7.00	80	0.38
Paving	Tractors/Loaders/Backhoes	0	7.00	97	0.37

Trips and VMT

Phase Name	Offroad Equipment Count	Worker Trip Number	Vendor Trip Number	Hauling Trip Number	Worker Trip Length	Vendor Trip Length	Hauling Trip Length	Worker Vehicle Class	Vendor Vehicle Class	Hauling Vehicle Class
Site Preparation	2	5.00	4.00	0.00	10.80	7.30	20.00	LD_Mix	HDT_Mix	HHDT
Grading	2	5.00	0.00	100.00	10.80	7.30	20.00	LD_Mix	HDT_Mix	HHDT
Building Construction	6	8.00	2.00	0.00	10.80	7.30	20.00	LD_Mix	HDT_Mix	HHDT
Paving	3	8.00	0.00	0.00	10.80	7.30	20.00	LD_Mix	HDT_Mix	HHDT

3.1 Mitigation Measures Construction

3.2 Site Preparation - 2026

Unmitigated Construction On-Site

	ROG	NOx	CO	SO2	Fugitive PM10	Exhaust PM10	PM10 Total	Fugitive PM2.5	Exhaust PM2.5	PM2.5 Total	Bio- CO2	NBio- CO2	Total CO2	CH4	N2O	CO2e
Category	lb/day										lb/day					
Fugitive Dust					6.0221	0.0000	6.0221	3.3102	0.0000	3.3102			0.0000			0.0000
Off-Road	0.7921	7.3969	7.5527	0.0120		0.3251	0.3251		0.2991	0.2991		1,163.9281	1,163.9281	0.3764		1,171.8333
Total	**0.7921**	**7.3969**	**7.5527**	**0.0120**	**6.0221**	**0.3251**	**6.3472**	**3.3102**	**0.2991**	**3.6093**		**1,163.9281**	**1,163.9281**	**0.3764**		**1,171.8333**

Unmitigated Construction Off-Site

	ROG	NOx	CO	SO2	Fugitive PM10	Exhaust PM10	PM10 Total	Fugitive PM2.5	Exhaust PM2.5	PM2.5 Total	Bio- CO2	NBio- CO2	Total CO2	CH4	N2O	CO2e
Category	lb/day										lb/day					
Hauling	0.0000	0.0000	0.0000	0.0000	0.0000	0.0000	0.0000	0.0000	0.0000	0.0000		0.0000	0.0000	0.0000		0.0000
Vendor	0.0274	0.1460	0.4014	9.3000e-004	0.0266	3.3400e-003	0.0299	7.5700e-003	3.0800e-003	0.0107		87.4462	87.4462	6.4000e-004		87.4595
Worker	0.0103	0.0122	0.1130	4.9000e-004	0.0411	3.1000e-004	0.0414	0.0109	2.9000e-004	0.0112		32.0502	32.0502	1.3700e-003		32.0789
Total	**0.0377**	**0.1582**	**0.5144**	**1.4200e-003**	**0.0676**	**3.6500e-003**	**0.0713**	**0.0185**	**3.3700e-003**	**0.0218**		**119.4964**	**119.4964**	**2.0100e-003**		**119.5384**

Mitigated Construction On-Site

	ROG	NOx	CO	SO2	Fugitive PM10	Exhaust PM10	PM10 Total	Fugitive PM2.5	Exhaust PM2.5	PM2.5 Total	Bio- CO2	NBio- CO2	Total CO2	CH4	N2O	CO2e
Category	lb/day										lb/day					
Fugitive Dust					6.0221	0.0000	6.0221	3.3102	0.0000	3.3102			0.0000			0.0000
Off-Road	0.7921	7.3969	7.5527	0.0120		0.3251	0.3251		0.2991	0.2991	0.0000	1,163.9281	1,163.9281	0.3764		1,171.8333
Total	**0.7921**	**7.3969**	**7.5527**	**0.0120**	**6.0221**	**0.3251**	**6.3472**	**3.3102**	**0.2991**	**3.6093**	**0.0000**	**1,163.9281**	**1,163.9281**	**0.3764**		**1,171.8333**

Mitigated Construction Off-Site

	ROG	NOx	CO	SO2	Fugitive PM10	Exhaust PM10	PM10 Total	Fugitive PM2.5	Exhaust PM2.5	PM2.5 Total	Bio- CO2	NBio- CO2	Total CO2	CH4	N2O	CO2e
Category	lb/day										lb/day					
Hauling	0.0000	0.0000	0.0000	0.0000	0.0000	0.0000	0.0000	0.0000	0.0000	0.0000		0.0000	0.0000	0.0000		0.0000
Vendor	0.0274	0.1460	0.4014	9.3000e-004	0.0266	3.3400e-003	0.0299	7.5700e-003	3.0800e-003	0.0107		87.4462	87.4462	6.4000e-004		87.4595
Worker	0.0103	0.0122	0.1130	4.9000e-004	0.0411	3.1000e-004	0.0414	0.0109	2.9000e-004	0.0112		32.0502	32.0502	1.3700e-003		32.0789
Total	**0.0377**	**0.1582**	**0.5144**	**1.4200e-003**	**0.0676**	**3.6500e-003**	**0.0713**	**0.0185**	**3.3700e-003**	**0.0218**		**119.4964**	**119.4964**	**2.0100e-003**		**119.5384**

3.3 Grading - 2026

Unmitigated Construction On-Site

	ROG	NOx	CO	SO2	Fugitive PM10	Exhaust PM10	PM10 Total	Fugitive PM2.5	Exhaust PM2.5	PM2.5 Total	Bio- CO2	NBio- CO2	Total CO2	CH4	N2O	CO2e
Category	lb/day										lb/day					
Fugitive Dust					0.7528	0.0000	0.7528	0.4138	0.0000	0.4138			0.0000			0.0000

Off-Road	0.1816	1.7590	2.3376	3.4500e-003		0.0744	0.0744		0.0685	0.0685		334.2759	334.2759	0.1081		336.5463
Total	**0.1816**	**1.7590**	**2.3376**	**3.4500e-003**	**0.7528**	**0.0744**	**0.8272**	**0.4138**	**0.0685**	**0.4823**		**334.2759**	**334.2759**	**0.1081**		**336.5463**

Unmitigated Construction Off-Site

	ROG	NOx	CO	SO2	Fugitive PM10	Exhaust PM10	PM10 Total	Fugitive PM2.5	Exhaust PM2.5	PM2.5 Total	Bio- CO2	NBio- CO2	Total CO2	CH4	N2O	CO2e
Category	lb/day										lb/day					
Hauling	0.1484	1.0486	1.9530	7.3800e-003	0.1743	0.0304	0.2047	0.0477	0.0280	0.0757		693.6717	693.6717	4.9100e-003		693.7748
Vendor	0.0000	0.0000	0.0000	0.0000	0.0000	0.0000	0.0000	0.0000	0.0000	0.0000		0.0000	0.0000	0.0000		0.0000
Worker	0.0103	0.0122	0.1130	4.9000e-004	0.0411	3.1000e-004	0.0414	0.0109	2.9000e-004	0.0112		32.0502	32.0502	1.3700e-003		32.0789
Total	**0.1587**	**1.0608**	**2.0659**	**7.8700e-003**	**0.2154**	**0.0307**	**0.2461**	**0.0586**	**0.0282**	**0.0869**		**725.7219**	**725.7219**	**6.2800e-003**		**725.8537**

Mitigated Construction On-Site

	ROG	NOx	CO	SO2	Fugitive PM10	Exhaust PM10	PM10 Total	Fugitive PM2.5	Exhaust PM2.5	PM2.5 Total	Bio- CO2	NBio- CO2	Total CO2	CH4	N2O	CO2e
Category	lb/day										lb/day					
Fugitive Dust					0.7528	0.0000	0.7528	0.4138	0.0000	0.4138			0.0000			0.0000
Off-Road	0.1816	1.7590	2.3376	3.4500e-003		0.0744	0.0744		0.0685	0.0685	0.0000	334.2759	334.2759	0.1081		336.5463
Total	**0.1816**	**1.7590**	**2.3376**	**3.4500e-003**	**0.7528**	**0.0744**	**0.8272**	**0.4138**	**0.0685**	**0.4823**	**0.0000**	**334.2759**	**334.2759**	**0.1081**		**336.5463**

Mitigated Construction Off-Site

	ROG	NOx	CO	SO2	Fugitive PM10	Exhaust PM10	PM10 Total	Fugitive PM2.5	Exhaust PM2.5	PM2.5 Total	Bio- CO2	NBio- CO2	Total CO2	CH4	N2O	CO2e
Category	lb/day										lb/day					
Hauling	0.1484	1.0486	1.9530	7.3800e-003	0.1743	0.0304	0.2047	0.0477	0.0280	0.0757		693.6717	693.6717	4.9100e-003		693.7748
Vendor	0.0000	0.0000	0.0000	0.0000	0.0000	0.0000	0.0000	0.0000	0.0000	0.0000		0.0000	0.0000	0.0000		0.0000
Worker	0.0103	0.0122	0.1130	4.9000e-004	0.0411	3.1000e-004	0.0414	0.0109	2.9000e-004	0.0112		32.0502	32.0502	1.3700e-003		32.0789
Total	**0.1587**	**1.0608**	**2.0659**	**7.8700e-003**	**0.2154**	**0.0307**	**0.2461**	**0.0586**	**0.0282**	**0.0869**		**725.7219**	**725.7219**	**6.2800e-003**		**725.8537**

3.4 Building Construction - 2026

Unmitigated Construction On-Site

	ROG	NOx	CO	SO2	Fugitive PM10	Exhaust PM10	PM10 Total	Fugitive PM2.5	Exhaust PM2.5	PM2.5 Total	Bio- CO2	NBio- CO2	Total CO2	CH4	N2O	CO2e
Category	lb/day										lb/day					
Off-Road	1.0943	8.3118	13.4406	0.0213		0.3310	0.3310		0.3191	0.3191		1,964.0737	1,964.0737	0.3642		1,971.7210
Total	**1.0943**	**8.3118**	**13.4406**	**0.0213**		**0.3310**	**0.3310**		**0.3191**	**0.3191**		**1,964.0737**	**1,964.0737**	**0.3642**		**1,971.7210**

Unmitigated Construction Off-Site

	ROG	NOx	CO	SO2	Fugitive PM10	Exhaust PM10	PM10 Total	Fugitive PM2.5	Exhaust PM2.5	PM2.5 Total	Bio- CO2	NBio- CO2	Total CO2	CH4	N2O	CO2e
Category	lb/day										lb/day					

Hauling	0.0000	0.0000	0.0000	0.0000	0.0000	0.0000	0.0000	0.0000	0.0000	0.0000		0.0000	0.0000	0.0000		0.0000
Vendor	0.0137	0.0730	0.2007	4.7000e-004	0.0133	1.6700e-003	0.0150	3.7900e-003	1.5400e-003	5.3300e-003		43.7231	43.7231	3.2000e-004		43.7298
Worker	0.0165	0.0195	0.1808	7.8000e-004	0.0657	4.9000e-004	0.0662	0.0174	4.6000e-004	0.0179		51.2803	51.2803	2.1900e-003		51.3262
Total	**0.0302**	**0.0925**	**0.3815**	**1.2500e-003**	**0.0790**	**2.1600e-003**	**0.0812**	**0.0212**	**2.0000e-003**	**0.0232**		**95.0033**	**95.0033**	**2.5100e-003**		**95.0560**

Mitigated Construction On-Site

	ROG	NOx	CO	SO2	Fugitive PM10	Exhaust PM10	PM10 Total	Fugitive PM2.5	Exhaust PM2.5	PM2.5 Total	Bio- CO2	NBio- CO2	Total CO2	CH4	N2O	CO2e
Category	lb/day										lb/day					
Off-Road	1.0943	8.3118	13.4406	0.0213		0.3310	0.3310		0.3191	0.3191	0.0000	1,964.0737	1,964.0737	0.3642		1,971.7210
Total	**1.0943**	**8.3118**	**13.4406**	**0.0213**		**0.3310**	**0.3310**		**0.3191**	**0.3191**	**0.0000**	**1,964.0737**	**1,964.0737**	**0.3642**		**1,971.7210**

Mitigated Construction Off-Site

	ROG	NOx	CO	SO2	Fugitive PM10	Exhaust PM10	PM10 Total	Fugitive PM2.5	Exhaust PM2.5	PM2.5 Total	Bio- CO2	NBio- CO2	Total CO2	CH4	N2O	CO2e
Category	lb/day										lb/day					
Hauling	0.0000	0.0000	0.0000	0.0000	0.0000	0.0000	0.0000	0.0000	0.0000	0.0000		0.0000	0.0000	0.0000		0.0000
Vendor	0.0137	0.0730	0.2007	4.7000e-004	0.0133	1.6700e-003	0.0150	3.7900e-003	1.5400e-003	5.3300e-003		43.7231	43.7231	3.2000e-004		43.7298
Worker	0.0165	0.0195	0.1808	7.8000e-004	0.0657	4.9000e-004	0.0662	0.0174	4.6000e-004	0.0179		51.2803	51.2803	2.1900e-003		51.3262
Total	**0.0302**	**0.0925**	**0.3815**	**1.2500e-003**	**0.0790**	**2.1600e-003**	**0.0812**	**0.0212**	**2.0000e-003**	**0.0232**		**95.0033**	**95.0033**	**2.5100e-003**		**95.0560**

3.4 Building Construction - 2027

Unmitigated Construction On-Site

	ROG	NOx	CO	SO2	Fugitive PM10	Exhaust PM10	PM10 Total	Fugitive PM2.5	Exhaust PM2.5	PM2.5 Total	Bio- CO2	NBio- CO2	Total CO2	CH4	N2O	CO2e
Category	lb/day										lb/day					
Off-Road	1.0943	8.3118	13.4406	0.0213		0.3310	0.3310		0.3191	0.3191		1,964.0737	1,964.0737	0.3642		1,971.7210
Total	**1.0943**	**8.3118**	**13.4406**	**0.0213**		**0.3310**	**0.3310**		**0.3191**	**0.3191**		**1,964.0737**	**1,964.0737**	**0.3642**		**1,971.7210**

Unmitigated Construction Off-Site

	ROG	NOx	CO	SO2	Fugitive PM10	Exhaust PM10	PM10 Total	Fugitive PM2.5	Exhaust PM2.5	PM2.5 Total	Bio- CO2	NBio- CO2	Total CO2	CH4	N2O	CO2e
Category	lb/day										lb/day					
Hauling	0.0000	0.0000	0.0000	0.0000	0.0000	0.0000	0.0000	0.0000	0.0000	0.0000		0.0000	0.0000	0.0000		0.0000
Vendor	0.0133	0.0723	0.1950	4.7000e-004	0.0133	1.6700e-003	0.0150	3.7900e-003	1.5400e-003	5.3300e-003		43.7284	43.7284	3.2000e-004		43.7351
Worker	0.0160	0.0189	0.1752	7.8000e-004	0.0657	5.0000e-004	0.0662	0.0174	4.6000e-004	0.0179		50.8117	50.8117	2.1400e-003		50.8567
Total	**0.0293**	**0.0912**	**0.3702**	**1.2500e-003**	**0.0790**	**2.1700e-003**	**0.0812**	**0.0212**	**2.0000e-003**	**0.0232**		**94.5401**	**94.5401**	**2.4600e-003**		**94.5917**

Mitigated Construction On-Site

	ROG	NOx	CO	SO2	Fugitive PM10	Exhaust PM10	PM10 Total	Fugitive PM2.5	Exhaust PM2.5	PM2.5 Total	Bio- CO2	NBio- CO2	Total CO2	CH4	N2O	CO2e
Category	lb/day										lb/day					
Off-Road	1.0943	8.3118	13.4406	0.0213		0.3310	0.3310		0.3191	0.3191	0.0000	1,964.0737	1,964.0737	0.3642		1,971.7210
Total	**1.0943**	**8.3118**	**13.4406**	**0.0213**		**0.3310**	**0.3310**		**0.3191**	**0.3191**	**0.0000**	**1,964.0737**	**1,964.0737**	**0.3642**		**1,971.7210**

Mitigated Construction Off-Site

	ROG	NOx	CO	SO2	Fugitive PM10	Exhaust PM10	PM10 Total	Fugitive PM2.5	Exhaust PM2.5	PM2.5 Total	Bio- CO2	NBio- CO2	Total CO2	CH4	N2O	CO2e
Category	lb/day										lb/day					
Hauling	0.0000	0.0000	0.0000	0.0000	0.0000	0.0000	0.0000	0.0000	0.0000	0.0000		0.0000	0.0000	0.0000		0.0000
Vendor	0.0133	0.0723	0.1950	4.7000e-004	0.0133	1.6700e-003	0.0150	3.7900e-003	1.5400e-003	5.3300e-003		43.7284	43.7284	3.2000e-004		43.7351
Worker	0.0160	0.0189	0.1752	7.8000e-004	0.0657	5.0000e-004	0.0662	0.0174	4.6000e-004	0.0179		50.8117	50.8117	2.1400e-003		50.8567
Total	**0.0293**	**0.0912**	**0.3702**	**1.2500e-003**	**0.0790**	**2.1700e-003**	**0.0812**	**0.0212**	**2.0000e-003**	**0.0232**		**94.5401**	**94.5401**	**2.4600e-003**		**94.5917**

3.4 Building Construction - 2028

Unmitigated Construction On-Site

	ROG	NOx	CO	SO2	Fugitive PM10	Exhaust PM10	PM10 Total	Fugitive PM2.5	Exhaust PM2.5	PM2.5 Total	Bio- CO2	NBio- CO2	Total CO2	CH4	N2O	CO2e
Category	lb/day										lb/day					
Off-Road	1.0943	8.3118	13.4406	0.0213		0.3310	0.3310		0.3191	0.3191		1,964.0737	1,964.0737	0.3642		1,971.7210

Total	**1.0943**	**8.3118**	**13.4406**	**0.0213**		**0.3310**	**0.3310**		**0.3191**	**0.3191**		**1,964.0737**	**1,964.0737**	**0.3642**		**1,971.7210**

Unmitigated Construction Off-Site

	ROG	NOx	CO	SO2	Fugitive PM10	Exhaust PM10	PM10 Total	Fugitive PM2.5	Exhaust PM2.5	PM2.5 Total	Bio- CO2	NBio- CO2	Total CO2	CH4	N2O	CO2e
Category	lb/day										lb/day					
Hauling	0.0000	0.0000	0.0000	0.0000	0.0000	0.0000	0.0000	0.0000	0.0000	0.0000		0.0000	0.0000	0.0000		0.0000
Vendor	0.0132	0.0716	0.1936	4.7000e-004	0.0133	1.6700e-003	0.0150	3.7900e-003	1.5400e-003	5.3300e-003		43.7346	43.7346	3.2000e-004		43.7413
Worker	0.0155	0.0184	0.1702	7.8000e-004	0.0657	5.0000e-004	0.0662	0.0174	4.7000e-004	0.0179		50.4127	50.4127	2.1000e-003		50.4568
Total	**0.0287**	**0.0900**	**0.3638**	**1.2500e-003**	**0.0790**	**2.1700e-003**	**0.0812**	**0.0212**	**2.0100e-003**	**0.0232**		**94.1474**	**94.1474**	**2.4200e-003**		**94.1981**

Mitigated Construction On-Site

	ROG	NOx	CO	SO2	Fugitive PM10	Exhaust PM10	PM10 Total	Fugitive PM2.5	Exhaust PM2.5	PM2.5 Total	Bio- CO2	NBio- CO2	Total CO2	CH4	N2O	CO2e
Category	lb/day										lb/day					
Off-Road	1.0943	8.3118	13.4406	0.0213		0.3310	0.3310		0.3191	0.3191	0.0000	1,964.0737	1,964.0737	0.3642		1,971.7210
Total	**1.0943**	**8.3118**	**13.4406**	**0.0213**		**0.3310**	**0.3310**		**0.3191**	**0.3191**	**0.0000**	**1,964.0737**	**1,964.0737**	**0.3642**		**1,971.7210**

Mitigated Construction Off-Site

	ROG	NOx	CO	SO2	Fugitive PM10	Exhaust PM10	PM10 Total	Fugitive PM2.5	Exhaust PM2.5	PM2.5 Total	Bio- CO2	NBio- CO2	Total CO2	CH4	N2O	CO2e
Category	lb/day										lb/day					
Hauling	0.0000	0.0000	0.0000	0.0000	0.0000	0.0000	0.0000	0.0000	0.0000	0.0000		0.0000	0.0000	0.0000		0.0000
Vendor	0.0132	0.0716	0.1936	4.7000e-004	0.0133	1.6700e-003	0.0150	3.7900e-003	1.5400e-003	5.3300e-003		43.7346	43.7346	3.2000e-004		43.7413
Worker	0.0155	0.0184	0.1702	7.8000e-004	0.0657	5.0000e-004	0.0662	0.0174	4.7000e-004	0.0179		50.4127	50.4127	2.1000e-003		50.4568
Total	**0.0287**	**0.0900**	**0.3638**	**1.2500e-003**	**0.0790**	**2.1700e-003**	**0.0812**	**0.0212**	**2.0100e-003**	**0.0232**		**94.1474**	**94.1474**	**2.4200e-003**		**94.1981**

3.5 Paving - 2028

Unmitigated Construction On-Site

	ROG	NOx	CO	SO2	Fugitive PM10	Exhaust PM10	PM10 Total	Fugitive PM2.5	Exhaust PM2.5	PM2.5 Total	Bio- CO2	NBio- CO2	Total CO2	CH4	N2O	CO2e
Category	lb/day										lb/day					
Off-Road	0.4107	3.8401	6.5601	0.0103		0.1875	0.1875		0.1725	0.1725		993.4539	993.4539	0.3213		1,000.2013
Paving	0.0000					0.0000	0.0000		0.0000	0.0000			0.0000			0.0000
Total	**0.4107**	**3.8401**	**6.5601**	**0.0103**		**0.1875**	**0.1875**		**0.1725**	**0.1725**		**993.4539**	**993.4539**	**0.3213**		**1,000.2013**

Unmitigated Construction Off-Site

	ROG	NOx	CO	SO2	Fugitive PM10	Exhaust PM10	PM10 Total	Fugitive PM2.5	Exhaust PM2.5	PM2.5 Total	Bio- CO2	NBio- CO2	Total CO2	CH4	N2O	CO2e
Category	lb/day										lb/day					

Hauling	0.0000	0.0000	0.0000	0.0000	0.0000	0.0000	0.0000	0.0000	0.0000	0.0000		0.0000	0.0000	0.0000		0.0000
Vendor	0.0000	0.0000	0.0000	0.0000	0.0000	0.0000	0.0000	0.0000	0.0000	0.0000		0.0000	0.0000	0.0000		0.0000
Worker	0.0155	0.0184	0.1702	7.8000e-004	0.0657	5.0000e-004	0.0662	0.0174	4.7000e-004	0.0179		50.4127	50.4127	2.1000e-003		50.4568
Total	**0.0155**	**0.0184**	**0.1702**	**7.8000e-004**	**0.0657**	**5.0000e-004**	**0.0662**	**0.0174**	**4.7000e-004**	**0.0179**		**50.4127**	**50.4127**	**2.1000e-003**		**50.4568**

Mitigated Construction On-Site

	ROG	NOx	CO	SO2	Fugitive PM10	Exhaust PM10	PM10 Total	Fugitive PM2.5	Exhaust PM2.5	PM2.5 Total	Bio- CO2	NBio- CO2	Total CO2	CH4	N2O	CO2e
Category	lb/day										lb/day					
Off-Road	0.4107	3.8401	6.5601	0.0103		0.1875	0.1875		0.1725	0.1725	0.0000	993.4539	993.4539	0.3213		1,000.2013
Paving	0.0000					0.0000	0.0000		0.0000	0.0000			0.0000			0.0000
Total	**0.4107**	**3.8401**	**6.5601**	**0.0103**		**0.1875**	**0.1875**		**0.1725**	**0.1725**	**0.0000**	**993.4539**	**993.4539**	**0.3213**		**1,000.2013**

Mitigated Construction Off-Site

	ROG	NOx	CO	SO2	Fugitive PM10	Exhaust PM10	PM10 Total	Fugitive PM2.5	Exhaust PM2.5	PM2.5 Total	Bio- CO2	NBio- CO2	Total CO2	CH4	N2O	CO2e
Category	lb/day										lb/day					
Hauling	0.0000	0.0000	0.0000	0.0000	0.0000	0.0000	0.0000	0.0000	0.0000	0.0000		0.0000	0.0000	0.0000		0.0000
Vendor	0.0000	0.0000	0.0000	0.0000	0.0000	0.0000	0.0000	0.0000	0.0000	0.0000		0.0000	0.0000	0.0000		0.0000
Worker	0.0155	0.0184	0.1702	7.8000e-004	0.0657	5.0000e-004	0.0662	0.0174	4.7000e-004	0.0179		50.4127	50.4127	2.1000e-003		50.4568
Total	**0.0155**	**0.0184**	**0.1702**	**7.8000e-004**	**0.0657**	**5.0000e-004**	**0.0662**	**0.0174**	**4.7000e-004**	**0.0179**		**50.4127**	**50.4127**	**2.1000e-003**		**50.4568**

4.0 Operational Detail - Mobile

4.1 Mitigation Measures Mobile

	ROG	NOx	CO	SO2	Fugitive PM10	Exhaust PM10	PM10 Total	Fugitive PM2.5	Exhaust PM2.5	PM2.5 Total	Bio- CO2	NBio- CO2	Total CO2	CH4	N2O	CO2e
Category	lb/day										lb/day					
Mitigated	0.0000	0.0000	0.0000	0.0000	0.0000	0.0000	0.0000	0.0000	0.0000	0.0000		0.0000	0.0000	0.0000		0.0000
Unmitigated	0.0000	0.0000	0.0000	0.0000	0.0000	0.0000	0.0000	0.0000	0.0000	0.0000		0.0000	0.0000	0.0000		0.0000

4.2 Trip Summary Information

	Average Daily Trip Rate			Unmitigated	Mitigated
Land Use	Weekday	Saturday	Sunday	Annual VMT	Annual VMT
User Defined Industrial	0.00	0.00	0.00		
Total	0.00	0.00	0.00		

4.3 Trip Type Information

	Miles			Trip %			Trip Purpose %		
Land Use	H-W or C-W	H-S or C-C	H-O or C-NW	H-W or C-W	H-S or C-C	H-O or C-NW	Primary	Diverted	Pass-by
User Defined Industrial	9.50	7.30	7.30	0.00	0.00	0.00	0	0	0

LDA	LDT1	LDT2	MDV	LHD1	LHD2	MHD	HHD	OBUS	UBUS	MCY	SBUS	MH
0.511923	0.073395	0.191568	0.130918	0.036235	0.005199	0.012665	0.023708	0.001889	0.002027	0.006511	0.000534	0.003431

5.0 Energy Detail

4.4 Fleet Mix

Historical Energy Use: N

5.1 Mitigation Measures Energy

	ROG	NOx	CO	SO2	Fugitive PM10	Exhaust PM10	PM10 Total	Fugitive PM2.5	Exhaust PM2.5	PM2.5 Total	Bio- CO2	NBio- CO2	Total CO2	CH4	N2O	CO2e
Category	lb/day										lb/day					
NaturalGas Mitigated	0.0000	0.0000	0.0000	0.0000		0.0000	0.0000		0.0000	0.0000		0.0000	0.0000	0.0000	0.0000	0.0000
NaturalGas Unmitigated	0.0000	0.0000	0.0000	0.0000		0.0000	0.0000		0.0000	0.0000		0.0000	0.0000	0.0000	0.0000	0.0000

5.2 Energy by Land Use - NaturalGas

Unmitigated

	NaturalGas Use	ROG	NOx	CO	SO2	Fugitive PM10	Exhaust PM10	PM10 Total	Fugitive PM2.5	Exhaust PM2.5	PM2.5 Total	Bio- CO2	NBio- CO2	Total CO2	CH4	N2O	CO2e
Land Use	kBTU/yr	lb/day										lb/day					
User Defined Industrial	0	0.0000	0.0000	0.0000	0.0000		0.0000	0.0000		0.0000	0.0000		0.0000	0.0000	0.0000	0.0000	0.0000
Total		**0.0000**	**0.0000**	**0.0000**	**0.0000**		**0.0000**	**0.0000**		**0.0000**	**0.0000**		**0.0000**	**0.0000**	**0.0000**	**0.0000**	**0.0000**

Mitigated

	NaturalGas Use	ROG	NOx	CO	SO2	Fugitive PM10	Exhaust PM10	PM10 Total	Fugitive PM2.5	Exhaust PM2.5	PM2.5 Total	Bio- CO2	NBio- CO2	Total CO2	CH4	N2O	CO2e
Land Use	kBTU/yr	lb/day										lb/day					
User Defined Industrial	0	0.0000	0.0000	0.0000	0.0000		0.0000	0.0000		0.0000	0.0000		0.0000	0.0000	0.0000	0.0000	0.0000
Total		**0.0000**	**0.0000**	**0.0000**	**0.0000**		**0.0000**	**0.0000**		**0.0000**	**0.0000**		**0.0000**	**0.0000**	**0.0000**	**0.0000**	**0.0000**

6.0 Area Detail

6.1 Mitigation Measures Area

	ROG	NOx	CO	SO2	Fugitive PM10	Exhaust PM10	PM10 Total	Fugitive PM2.5	Exhaust PM2.5	PM2.5 Total	Bio- CO2	NBio- CO2	Total CO2	CH4	N2O	CO2e
Category	lb/day										lb/day					
Mitigated	1.0000e-005	0.0000	1.0000e-004	0.0000		0.0000	0.0000		0.0000	0.0000		2.2000e-004	2.2000e-004	0.0000		2.3000e-004
Unmitigated	1.0000e-005	0.0000	1.0000e-004	0.0000		0.0000	0.0000		0.0000	0.0000		2.2000e-004	2.2000e-004	0.0000		2.3000e-004

6.2 Area by SubCategory

Unmitigated

	ROG	NOx	CO	SO2	Fugitive PM10	Exhaust PM10	PM10 Total	Fugitive PM2.5	Exhaust PM2.5	PM2.5 Total	Bio- CO2	NBio- CO2	Total CO2	CH4	N2O	CO2e
SubCategory	lb/day										lb/day					
Consumer Products	0.0000					0.0000	0.0000		0.0000	0.0000			0.0000			0.0000

Landscaping	1.0000e-005	0.0000	1.0000e-004	0.0000		0.0000	0.0000		0.0000	0.0000		2.2000e-004	2.2000e-004	0.0000		2.3000e-004
Architectural Coating	0.0000					0.0000	0.0000		0.0000	0.0000			0.0000			0.0000
Total	**1.0000e-005**	**0.0000**	**1.0000e-004**	**0.0000**		**0.0000**	**0.0000**		**0.0000**	**0.0000**		**2.2000e-004**	**2.2000e-004**	**0.0000**		**2.3000e-004**

Mitigated

	ROG	NOx	CO	SO2	Fugitive PM10	Exhaust PM10	PM10 Total	Fugitive PM2.5	Exhaust PM2.5	PM2.5 Total	Bio- CO2	NBio- CO2	Total CO2	CH4	N2O	CO2e
SubCategory	lb/day										lb/day					
Consumer Products	0.0000					0.0000	0.0000		0.0000	0.0000			0.0000			0.0000
Landscaping	1.0000e-005	0.0000	1.0000e-004	0.0000		0.0000	0.0000		0.0000	0.0000		2.2000e-004	2.2000e-004	0.0000		2.3000e-004
Architectural Coating	0.0000					0.0000	0.0000		0.0000	0.0000			0.0000			0.0000
Total	**1.0000e-005**	**0.0000**	**1.0000e-004**	**0.0000**		**0.0000**	**0.0000**		**0.0000**	**0.0000**		**2.2000e-004**	**2.2000e-004**	**0.0000**		**2.3000e-004**

7.0 Water Detail

7.1 Mitigation Measures Water

8.0 Waste Detail

8.1 Mitigation Measures Waste

9.0 Operational Offroad

Equipment Type	Number	Hours/Day	Days/Year	Horse Power	Load Factor	Fuel Type

10.0 Vegetation

CDRAWPF Pump Station Const

San Diego Air Basin, Winter

1.0 Project Characteristics

1.1 Land Usage

Land Uses	Size	Metric	Lot Acreage	Floor Surface Area	Population
User Defined Industrial	1.00	User Defined Unit	0.00	0.00	0

1.2 Other Project Characteristics

Urbanization	Urban	**Wind Speed (m/s)**	2.6	**Precipitation Freq (Days)**	40
Climate Zone	13			**Operational Year**	2025
Utility Company	San Diego Gas & Electric				
CO2 Intensity (lb/MWhr)	720.49	**CH4 Intensity (lb/MWhr)**	0.029	**N2O Intensity (lb/MWhr)**	0.006

1.3 User Entered Comments & Non-Default Data

Project Characteristics -

Land Use -

Construction Phase - Modified

Off-road Equipment - Modified

Off-road Equipment - Modified

Off-road Equipment - Modified

Off-road Equipment - Modified

Trips and VMT - Modified

Table Name	Column Name	Default Value	New Value
tblConstructionPhase	NumDays	0.00	231.00
tblConstructionPhase	NumDays	0.00	10.00

tblConstructionPhase	NumDays	0.00	10.00
tblConstructionPhase	NumDays	0.00	10.00
tblConstructionPhase	PhaseEndDate	5/14/2027	5/15/2027
tblOffRoadEquipment	OffRoadEquipmentUnitAmount	4.00	0.00
tblOffRoadEquipment	OffRoadEquipmentUnitAmount	1.00	0.00
tblOffRoadEquipment	OffRoadEquipmentUnitAmount	1.00	0.00
tblOffRoadEquipment	OffRoadEquipmentUnitAmount	2.00	1.00
tblOffRoadEquipment	OffRoadEquipmentUnitAmount	1.00	0.00
tblOffRoadEquipment	OffRoadEquipmentUnitAmount	2.00	1.00
tblOffRoadEquipment	OffRoadEquipmentUnitAmount	2.00	1.00
tblOffRoadEquipment	OffRoadEquipmentUnitAmount	1.00	0.00
tblProjectCharacteristics	OperationalYear	2014	2025
tblTripsAndVMT	HaulingTripNumber	0.00	100.00
tblTripsAndVMT	VendorTripNumber	0.00	4.00
tblTripsAndVMT	VendorTripNumber	0.00	2.00
tblTripsAndVMT	WorkerTripNumber	0.00	8.00

2.0 Emissions Summary

2.1 Overall Construction (Maximum Daily Emission)

Unmitigated Construction

	ROG	NOx	CO	SO2	Fugitive PM10	Exhaust PM10	PM10 Total	Fugitive PM2.5	Exhaust PM2.5	PM2.5 Total	Bio- CO2	NBio- CO2	Total CO2	CH4	N2O	CO2e
Year	lb/day										lb/day					
2026	1.1245	8.4044	13.8220	0.0225	6.0897	0.3332	6.4184	3.3287	0.3211	3.6311	0.0000	2,059.0770	2,059.0770	0.3784	0.0000	2,067.0243
2027	1.1237	8.4030	13.8108	0.0225	0.0790	0.3332	0.4122	0.0212	0.3211	0.3424	0.0000	2,058.6138	2,058.6138	0.3666	0.0000	2,066.3127
Total	**2.2482**	**16.8074**	**27.6328**	**0.0450**	**6.1687**	**0.6664**	**6.8306**	**3.3499**	**0.6423**	**3.9735**	**0.0000**	**4,117.6908**	**4,117.6908**	**0.7451**	**0.0000**	**4,133.3370**

Mitigated Construction

	ROG	NOx	CO	SO2	Fugitive PM10	Exhaust PM10	PM10 Total	Fugitive PM2.5	Exhaust PM2.5	PM2.5 Total	Bio- CO2	NBio- CO2	Total CO2	CH4	N2O	CO2e
Year	lb/day										lb/day					
2026	1.1245	8.4044	13.8220	0.0225	6.0897	0.3332	6.4184	3.3287	0.3211	3.6311	0.0000	2,059.0770	2,059.0770	0.3784	0.0000	2,067.0243
2027	1.1237	8.4030	13.8108	0.0225	0.0790	0.3332	0.4122	0.0212	0.3211	0.3424	0.0000	2,058.6137	2,058.6137	0.3666	0.0000	2,066.3127
Total	**2.2482**	**16.8074**	**27.6328**	**0.0450**	**6.1687**	**0.6664**	**6.8306**	**3.3499**	**0.6423**	**3.9735**	**0.0000**	**4,117.6908**	**4,117.6908**	**0.7451**	**0.0000**	**4,133.3370**

	ROG	**NOx**	**CO**	**SO2**	**Fugitive PM10**	**Exhaust PM10**	**PM10 Total**	**Fugitive PM2.5**	**Exhaust PM2.5**	**PM2.5 Total**	**Bio- CO2**	**NBio-CO2**	**Total CO2**	**CH4**	**N20**	**CO2e**
Percent Reduction	**0.00**	**0.00**	**0.00**	**0.00**	**0.00**	**0.00**	**0.00**	**0.00**	**0.00**	**0.00**	**0.00**	**0.00**	**0.00**	**0.00**	**0.00**	**0.00**

2.2 Overall Operational

Unmitigated Operational

	ROG	NOx	CO	SO2	Fugitive PM10	Exhaust PM10	PM10 Total	Fugitive PM2.5	Exhaust PM2.5	PM2.5 Total	Bio- CO2	NBio- CO2	Total CO2	CH4	N2O	CO2e
Category	lb/day										lb/day					
Area	1.0000e-005	0.0000	1.0000e-004	0.0000		0.0000	0.0000		0.0000	0.0000		2.2000e-004	2.2000e-004	0.0000		2.3000e-004
Energy	0.0000	0.0000	0.0000	0.0000		0.0000	0.0000		0.0000	0.0000		0.0000	0.0000	0.0000	0.0000	0.0000
Mobile	0.0000	0.0000	0.0000	0.0000	0.0000	0.0000	0.0000	0.0000	0.0000	0.0000		0.0000	0.0000	0.0000		0.0000
Total	**1.0000e-005**	**0.0000**	**1.0000e-004**	**0.0000**	**0.0000**	**0.0000**	**0.0000**	**0.0000**	**0.0000**	**0.0000**		**2.2000e-004**	**2.2000e-004**	**0.0000**	**0.0000**	**2.3000e-004**

Mitigated Operational

	ROG	NOx	CO	SO2	Fugitive PM10	Exhaust PM10	PM10 Total	Fugitive PM2.5	Exhaust PM2.5	PM2.5 Total	Bio- CO2	NBio- CO2	Total CO2	CH4	N2O	CO2e
Category	lb/day										lb/day					
Area	1.0000e-005	0.0000	1.0000e-004	0.0000		0.0000	0.0000		0.0000	0.0000		2.2000e-004	2.2000e-004	0.0000		2.3000e-004
Energy	0.0000	0.0000	0.0000	0.0000		0.0000	0.0000		0.0000	0.0000		0.0000	0.0000	0.0000	0.0000	0.0000
Mobile	0.0000	0.0000	0.0000	0.0000	0.0000	0.0000	0.0000	0.0000	0.0000	0.0000		0.0000	0.0000	0.0000		0.0000
Total	**1.0000e-005**	**0.0000**	**1.0000e-004**	**0.0000**	**0.0000**	**0.0000**	**0.0000**	**0.0000**	**0.0000**	**0.0000**		**2.2000e-004**	**2.2000e-004**	**0.0000**	**0.0000**	**2.3000e-004**

	ROG	**NOx**	**CO**	**SO2**	**Fugitive PM10**	**Exhaust PM10**	**PM10 Total**	**Fugitive PM2.5**	**Exhaust PM2.5**	**PM2.5 Total**	**Bio- CO2**	**NBio-CO2**	**Total CO2**	**CH4**	**N20**	**CO2e**
Percent Reduction	**0.00**	**0.00**	**0.00**	**0.00**	**0.00**	**0.00**	**0.00**	**0.00**	**0.00**	**0.00**	**0.00**	**0.00**	**0.00**	**0.00**	**0.00**	**0.00**

3.0 Construction Detail

Construction Phase

Phase Number	Phase Name	Phase Type	Start Date	End Date	Num Days Week	Num Days	Phase Description
1	Site Preparation	Site Preparation	5/15/2026	5/28/2026	5	10	
2	Grading	Grading	5/29/2026	6/11/2026	5	10	
3	Building Construction	Building Construction	6/12/2026	4/30/2027	5	231	
4	Paving	Paving	5/1/2027	5/15/2027	5	10	

Acres of Grading (Site Preparation Phase): 0

Acres of Grading (Grading Phase): 0

Acres of Paving: 0

Residential Indoor: 0; Residential Outdoor: 0; Non-Residential Indoor: 0; Non-Residential Outdoor: 0 (Architectural Coating – sqft)

OffRoad Equipment

Phase Name	Offroad Equipment Type	Amount	Usage Hours	Horse Power	Load Factor
Site Preparation	Graders	0	8.00	174	0.41
Site Preparation	Rubber Tired Dozers	1	8.00	255	0.40
Site Preparation	Tractors/Loaders/Backhoes	1	8.00	97	0.37
Grading	Concrete/Industrial Saws	0	8.00	81	0.73
Grading	Rubber Tired Dozers	1	1.00	255	0.40
Grading	Tractors/Loaders/Backhoes	1	6.00	97	0.37
Building Construction	Cranes	0	4.00	226	0.29
Building Construction	Excavators	1	8.00	162	0.38
Building Construction	Forklifts	1	6.00	89	0.20
Building Construction	Pumps	1	8.00	84	0.74
Building Construction	Tractors/Loaders/Backhoes	1	8.00	97	0.37
Building Construction	Welders	2	8.00	46	0.45
Paving	Cement and Mortar Mixers	0	6.00	9	0.56
Paving	Pavers	1	7.00	125	0.42
Paving	Paving Equipment	1	8.00	130	0.36
Paving	Rollers	1	7.00	80	0.38
Paving	Tractors/Loaders/Backhoes	0	7.00	97	0.37

Trips and VMT

Phase Name	Offroad Equipment Count	Worker Trip Number	Vendor Trip Number	Hauling Trip Number	Worker Trip Length	Vendor Trip Length	Hauling Trip Length	Worker Vehicle Class	Vendor Vehicle Class	Hauling Vehicle Class
Site Preparation	2	5.00	4.00	0.00	10.80	7.30	20.00	LD_Mix	HDT_Mix	HHDT
Grading	2	5.00	0.00	100.00	10.80	7.30	20.00	LD_Mix	HDT_Mix	HHDT
Building Construction	6	8.00	2.00	0.00	10.80	7.30	20.00	LD_Mix	HDT_Mix	HHDT
Paving	3	8.00	0.00	0.00	10.80	7.30	20.00	LD_Mix	HDT_Mix	HHDT

3.1 Mitigation Measures Construction

3.2 Site Preparation - 2026

Unmitigated Construction On-Site

	ROG	NOx	CO	SO2	Fugitive PM10	Exhaust PM10	PM10 Total	Fugitive PM2.5	Exhaust PM2.5	PM2.5 Total	Bio- CO2	NBio- CO2	Total CO2	CH4	N2O	CO2e
Category	lb/day										lb/day					
Fugitive Dust					6.0221	0.0000	6.0221	3.3102	0.0000	3.3102			0.0000			0.0000
Off-Road	0.7921	7.3969	7.5527	0.0120		0.3251	0.3251		0.2991	0.2991		1,163.9281	1,163.9281	0.3764		1,171.8333
Total	**0.7921**	**7.3969**	**7.5527**	**0.0120**	**6.0221**	**0.3251**	**6.3472**	**3.3102**	**0.2991**	**3.6093**		**1,163.9281**	**1,163.9281**	**0.3764**		**1,171.8333**

Unmitigated Construction Off-Site

	ROG	NOx	CO	SO2	Fugitive PM10	Exhaust PM10	PM10 Total	Fugitive PM2.5	Exhaust PM2.5	PM2.5 Total	Bio- CO2	NBio- CO2	Total CO2	CH4	N2O	CO2e
Category	lb/day										lb/day					
Hauling	0.0000	0.0000	0.0000	0.0000	0.0000	0.0000	0.0000	0.0000	0.0000	0.0000		0.0000	0.0000	0.0000		0.0000
Vendor	0.0274	0.1460	0.4014	9.3000e-004	0.0266	3.3400e-003	0.0299	7.5700e-003	3.0800e-003	0.0107		87.4462	87.4462	6.4000e-004		87.4595
Worker	0.0103	0.0122	0.1130	4.9000e-004	0.0411	3.1000e-004	0.0414	0.0109	2.9000e-004	0.0112		32.0502	32.0502	1.3700e-003		32.0789
Total	**0.0377**	**0.1582**	**0.5144**	**1.4200e-003**	**0.0676**	**3.6500e-003**	**0.0713**	**0.0185**	**3.3700e-003**	**0.0218**		**119.4964**	**119.4964**	**2.0100e-003**		**119.5384**

Mitigated Construction On-Site

	ROG	NOx	CO	SO2	Fugitive PM10	Exhaust PM10	PM10 Total	Fugitive PM2.5	Exhaust PM2.5	PM2.5 Total	Bio- CO2	NBio- CO2	Total CO2	CH4	N2O	CO2e
Category	lb/day										lb/day					
Fugitive Dust					6.0221	0.0000	6.0221	3.3102	0.0000	3.3102			0.0000			0.0000
Off-Road	0.7921	7.3969	7.5527	0.0120		0.3251	0.3251		0.2991	0.2991	0.0000	1,163.9281	1,163.9281	0.3764		1,171.8333
Total	**0.7921**	**7.3969**	**7.5527**	**0.0120**	**6.0221**	**0.3251**	**6.3472**	**3.3102**	**0.2991**	**3.6093**	**0.0000**	**1,163.9281**	**1,163.9281**	**0.3764**		**1,171.8333**

Mitigated Construction Off-Site

	ROG	NOx	CO	SO2	Fugitive PM10	Exhaust PM10	PM10 Total	Fugitive PM2.5	Exhaust PM2.5	PM2.5 Total	Bio- CO2	NBio- CO2	Total CO2	CH4	N2O	CO2e
Category	lb/day										lb/day					
Hauling	0.0000	0.0000	0.0000	0.0000	0.0000	0.0000	0.0000	0.0000	0.0000	0.0000		0.0000	0.0000	0.0000		0.0000
Vendor	0.0274	0.1460	0.4014	9.3000e-004	0.0266	3.3400e-003	0.0299	7.5700e-003	3.0800e-003	0.0107		87.4462	87.4462	6.4000e-004		87.4595
Worker	0.0103	0.0122	0.1130	4.9000e-004	0.0411	3.1000e-004	0.0414	0.0109	2.9000e-004	0.0112		32.0502	32.0502	1.3700e-003		32.0789
Total	**0.0377**	**0.1582**	**0.5144**	**1.4200e-003**	**0.0676**	**3.6500e-003**	**0.0713**	**0.0185**	**3.3700e-003**	**0.0218**		**119.4964**	**119.4964**	**2.0100e-003**		**119.5384**

3.3 Grading - 2026

Unmitigated Construction On-Site

	ROG	NOx	CO	SO2	Fugitive PM10	Exhaust PM10	PM10 Total	Fugitive PM2.5	Exhaust PM2.5	PM2.5 Total	Bio- CO2	NBio- CO2	Total CO2	CH4	N2O	CO2e
Category	lb/day										lb/day					
Fugitive Dust					0.7528	0.0000	0.7528	0.4138	0.0000	0.4138			0.0000			0.0000

Off-Road	0.1816	1.7590	2.3376	3.4500e-003		0.0744	0.0744		0.0685	0.0685		334.2759	334.2759	0.1081		336.5463
Total	**0.1816**	**1.7590**	**2.3376**	**3.4500e-003**	**0.7528**	**0.0744**	**0.8272**	**0.4138**	**0.0685**	**0.4823**		**334.2759**	**334.2759**	**0.1081**		**336.5463**

Unmitigated Construction Off-Site

	ROG	NOx	CO	SO2	Fugitive PM10	Exhaust PM10	PM10 Total	Fugitive PM2.5	Exhaust PM2.5	PM2.5 Total	Bio- CO2	NBio- CO2	Total CO2	CH4	N2O	CO2e
Category	lb/day										lb/day					
Hauling	0.1484	1.0486	1.9530	7.3800e-003	0.1743	0.0304	0.2047	0.0477	0.0280	0.0757		693.6717	693.6717	4.9100e-003		693.7748
Vendor	0.0000	0.0000	0.0000	0.0000	0.0000	0.0000	0.0000	0.0000	0.0000	0.0000		0.0000	0.0000	0.0000		0.0000
Worker	0.0103	0.0122	0.1130	4.9000e-004	0.0411	3.1000e-004	0.0414	0.0109	2.9000e-004	0.0112		32.0502	32.0502	1.3700e-003		32.0789
Total	**0.1587**	**1.0608**	**2.0659**	**7.8700e-003**	**0.2154**	**0.0307**	**0.2461**	**0.0586**	**0.0282**	**0.0869**		**725.7219**	**725.7219**	**6.2800e-003**		**725.8537**

Mitigated Construction On-Site

	ROG	NOx	CO	SO2	Fugitive PM10	Exhaust PM10	PM10 Total	Fugitive PM2.5	Exhaust PM2.5	PM2.5 Total	Bio- CO2	NBio- CO2	Total CO2	CH4	N2O	CO2e
Category	lb/day										lb/day					
Fugitive Dust					0.7528	0.0000	0.7528	0.4138	0.0000	0.4138			0.0000			0.0000
Off-Road	0.1816	1.7590	2.3376	3.4500e-003		0.0744	0.0744		0.0685	0.0685	0.0000	334.2759	334.2759	0.1081		336.5463
Total	**0.1816**	**1.7590**	**2.3376**	**3.4500e-003**	**0.7528**	**0.0744**	**0.8272**	**0.4138**	**0.0685**	**0.4823**	**0.0000**	**334.2759**	**334.2759**	**0.1081**		**336.5463**

Mitigated Construction Off-Site

	ROG	NOx	CO	SO2	Fugitive PM10	Exhaust PM10	PM10 Total	Fugitive PM2.5	Exhaust PM2.5	PM2.5 Total	Bio- CO2	NBio- CO2	Total CO2	CH4	N2O	CO2e
Category	lb/day										lb/day					
Hauling	0.1484	1.0486	1.9530	7.3800e-003	0.1743	0.0304	0.2047	0.0477	0.0280	0.0757		693.6717	693.6717	4.9100e-003		693.7748
Vendor	0.0000	0.0000	0.0000	0.0000	0.0000	0.0000	0.0000	0.0000	0.0000	0.0000		0.0000	0.0000	0.0000		0.0000
Worker	0.0103	0.0122	0.1130	4.9000e-004	0.0411	3.1000e-004	0.0414	0.0109	2.9000e-004	0.0112		32.0502	32.0502	1.3700e-003		32.0789
Total	**0.1587**	**1.0608**	**2.0659**	**7.8700e-003**	**0.2154**	**0.0307**	**0.2461**	**0.0586**	**0.0282**	**0.0869**		**725.7219**	**725.7219**	**6.2800e-003**		**725.8537**

3.4 Building Construction - 2026

Unmitigated Construction On-Site

	ROG	NOx	CO	SO2	Fugitive PM10	Exhaust PM10	PM10 Total	Fugitive PM2.5	Exhaust PM2.5	PM2.5 Total	Bio- CO2	NBio- CO2	Total CO2	CH4	N2O	CO2e
Category	lb/day										lb/day					
Off-Road	1.0943	8.3118	13.4406	0.0213		0.3310	0.3310		0.3191	0.3191		1,964.0737	1,964.0737	0.3642		1,971.7210
Total	**1.0943**	**8.3118**	**13.4406**	**0.0213**		**0.3310**	**0.3310**		**0.3191**	**0.3191**		**1,964.0737**	**1,964.0737**	**0.3642**		**1,971.7210**

Unmitigated Construction Off-Site

	ROG	NOx	CO	SO2	Fugitive PM10	Exhaust PM10	PM10 Total	Fugitive PM2.5	Exhaust PM2.5	PM2.5 Total	Bio- CO2	NBio- CO2	Total CO2	CH4	N2O	CO2e
Category	lb/day										lb/day					

Hauling	0.0000	0.0000	0.0000	0.0000	0.0000	0.0000	0.0000	0.0000	0.0000	0.0000		0.0000	0.0000	0.0000		0.0000
Vendor	0.0137	0.0730	0.2007	4.7000e-004	0.0133	1.6700e-003	0.0150	3.7900e-003	1.5400e-003	5.3300e-003		43.7231	43.7231	3.2000e-004		43.7298
Worker	0.0165	0.0195	0.1808	7.8000e-004	0.0657	4.9000e-004	0.0662	0.0174	4.6000e-004	0.0179		51.2803	51.2803	2.1900e-003		51.3262
Total	**0.0302**	**0.0925**	**0.3815**	**1.2500e-003**	**0.0790**	**2.1600e-003**	**0.0812**	**0.0212**	**2.0000e-003**	**0.0232**		**95.0033**	**95.0033**	**2.5100e-003**		**95.0560**

Mitigated Construction On-Site

	ROG	NOx	CO	SO2	Fugitive PM10	Exhaust PM10	PM10 Total	Fugitive PM2.5	Exhaust PM2.5	PM2.5 Total	Bio- CO2	NBio- CO2	Total CO2	CH4	N2O	CO2e
Category	lb/day										lb/day					
Off-Road	1.0943	8.3118	13.4406	0.0213		0.3310	0.3310		0.3191	0.3191	0.0000	1,964.0737	1,964.0737	0.3642		1,971.7210
Total	**1.0943**	**8.3118**	**13.4406**	**0.0213**		**0.3310**	**0.3310**		**0.3191**	**0.3191**	**0.0000**	**1,964.0737**	**1,964.0737**	**0.3642**		**1,971.7210**

Mitigated Construction Off-Site

	ROG	NOx	CO	SO2	Fugitive PM10	Exhaust PM10	PM10 Total	Fugitive PM2.5	Exhaust PM2.5	PM2.5 Total	Bio- CO2	NBio- CO2	Total CO2	CH4	N2O	CO2e
Category	lb/day										lb/day					
Hauling	0.0000	0.0000	0.0000	0.0000	0.0000	0.0000	0.0000	0.0000	0.0000	0.0000		0.0000	0.0000	0.0000		0.0000
Vendor	0.0137	0.0730	0.2007	4.7000e-004	0.0133	1.6700e-003	0.0150	3.7900e-003	1.5400e-003	5.3300e-003		43.7231	43.7231	3.2000e-004		43.7298
Worker	0.0165	0.0195	0.1808	7.8000e-004	0.0657	4.9000e-004	0.0662	0.0174	4.6000e-004	0.0179		51.2803	51.2803	2.1900e-003		51.3262
Total	**0.0302**	**0.0925**	**0.3815**	**1.2500e-003**	**0.0790**	**2.1600e-003**	**0.0812**	**0.0212**	**2.0000e-003**	**0.0232**		**95.0033**	**95.0033**	**2.5100e-003**		**95.0560**

3.4 Building Construction - 2027

Unmitigated Construction On-Site

	ROG	NOx	CO	SO2	Fugitive PM10	Exhaust PM10	PM10 Total	Fugitive PM2.5	Exhaust PM2.5	PM2.5 Total	Bio- CO2	NBio- CO2	Total CO2	CH4	N2O	CO2e
Category	lb/day										lb/day					
Off-Road	1.0943	8.3118	13.4406	0.0213		0.3310	0.3310		0.3191	0.3191		1,964.0737	1,964.0737	0.3642		1,971.7210
Total	**1.0943**	**8.3118**	**13.4406**	**0.0213**		**0.3310**	**0.3310**		**0.3191**	**0.3191**		**1,964.0737**	**1,964.0737**	**0.3642**		**1,971.7210**

Unmitigated Construction Off-Site

	ROG	NOx	CO	SO2	Fugitive PM10	Exhaust PM10	PM10 Total	Fugitive PM2.5	Exhaust PM2.5	PM2.5 Total	Bio- CO2	NBio- CO2	Total CO2	CH4	N2O	CO2e
Category	lb/day										lb/day					
Hauling	0.0000	0.0000	0.0000	0.0000	0.0000	0.0000	0.0000	0.0000	0.0000	0.0000		0.0000	0.0000	0.0000		0.0000
Vendor	0.0133	0.0723	0.1950	4.7000e-004	0.0133	1.6700e-003	0.0150	3.7900e-003	1.5400e-003	5.3300e-003		43.7284	43.7284	3.2000e-004		43.7351
Worker	0.0160	0.0189	0.1752	7.8000e-004	0.0657	5.0000e-004	0.0662	0.0174	4.6000e-004	0.0179		50.8117	50.8117	2.1400e-003		50.8567
Total	**0.0293**	**0.0912**	**0.3702**	**1.2500e-003**	**0.0790**	**2.1700e-003**	**0.0812**	**0.0212**	**2.0000e-003**	**0.0232**		**94.5401**	**94.5401**	**2.4600e-003**		**94.5917**

Mitigated Construction On-Site

	ROG	NOx	CO	SO2	Fugitive PM10	Exhaust PM10	PM10 Total	Fugitive PM2.5	Exhaust PM2.5	PM2.5 Total	Bio- CO2	NBio- CO2	Total CO2	CH4	N2O	CO2e
Category	lb/day										lb/day					
Off-Road	1.0943	8.3118	13.4406	0.0213		0.3310	0.3310		0.3191	0.3191	0.0000	1,964.0737	1,964.0737	0.3642		1,971.7210
Total	**1.0943**	**8.3118**	**13.4406**	**0.0213**		**0.3310**	**0.3310**		**0.3191**	**0.3191**	**0.0000**	**1,964.0737**	**1,964.0737**	**0.3642**		**1,971.7210**

Mitigated Construction Off-Site

	ROG	NOx	CO	SO2	Fugitive PM10	Exhaust PM10	PM10 Total	Fugitive PM2.5	Exhaust PM2.5	PM2.5 Total	Bio- CO2	NBio- CO2	Total CO2	CH4	N2O	CO2e
Category	lb/day										lb/day					
Hauling	0.0000	0.0000	0.0000	0.0000	0.0000	0.0000	0.0000	0.0000	0.0000	0.0000		0.0000	0.0000	0.0000		0.0000
Vendor	0.0133	0.0723	0.1950	4.7000e-004	0.0133	1.6700e-003	0.0150	3.7900e-003	1.5400e-003	5.3300e-003		43.7284	43.7284	3.2000e-004		43.7351
Worker	0.0160	0.0189	0.1752	7.8000e-004	0.0657	5.0000e-004	0.0662	0.0174	4.6000e-004	0.0179		50.8117	50.8117	2.1400e-003		50.8567
Total	**0.0293**	**0.0912**	**0.3702**	**1.2500e-003**	**0.0790**	**2.1700e-003**	**0.0812**	**0.0212**	**2.0000e-003**	**0.0232**		**94.5401**	**94.5401**	**2.4600e-003**		**94.5917**

3.5 Paving - 2027

Unmitigated Construction On-Site

	ROG	NOx	CO	SO2	Fugitive PM10	Exhaust PM10	PM10 Total	Fugitive PM2.5	Exhaust PM2.5	PM2.5 Total	Bio- CO2	NBio- CO2	Total CO2	CH4	N2O	CO2e
Category	lb/day										lb/day					
Off-Road	0.4107	3.8401	6.5601	0.0103		0.1875	0.1875		0.1725	0.1725		993.4539	993.4539	0.3213		1,000.2013

Paving	0.0000					0.0000	0.0000		0.0000	0.0000			0.0000			0.0000
Total	**0.4107**	**3.8401**	**6.5601**	**0.0103**		**0.1875**	**0.1875**		**0.1725**	**0.1725**		**993.4539**	**993.4539**	**0.3213**		**1,000.2013**

Unmitigated Construction Off-Site

	ROG	NOx	CO	SO2	Fugitive PM10	Exhaust PM10	PM10 Total	Fugitive PM2.5	Exhaust PM2.5	PM2.5 Total	Bio- CO2	NBio- CO2	Total CO2	CH4	N2O	CO2e
Category	lb/day										lb/day					
Hauling	0.0000	0.0000	0.0000	0.0000	0.0000	0.0000	0.0000	0.0000	0.0000	0.0000		0.0000	0.0000	0.0000		0.0000
Vendor	0.0000	0.0000	0.0000	0.0000	0.0000	0.0000	0.0000	0.0000	0.0000	0.0000		0.0000	0.0000	0.0000		0.0000
Worker	0.0160	0.0189	0.1752	7.8000e-004	0.0657	5.0000e-004	0.0662	0.0174	4.6000e-004	0.0179		50.8117	50.8117	2.1400e-003		50.8567
Total	**0.0160**	**0.0189**	**0.1752**	**7.8000e-004**	**0.0657**	**5.0000e-004**	**0.0662**	**0.0174**	**4.6000e-004**	**0.0179**		**50.8117**	**50.8117**	**2.1400e-003**		**50.8567**

Mitigated Construction On-Site

	ROG	NOx	CO	SO2	Fugitive PM10	Exhaust PM10	PM10 Total	Fugitive PM2.5	Exhaust PM2.5	PM2.5 Total	Bio- CO2	NBio- CO2	Total CO2	CH4	N2O	CO2e
Category	lb/day										lb/day					
Off-Road	0.4107	3.8401	6.5601	0.0103		0.1875	0.1875		0.1725	0.1725	0.0000	993.4539	993.4539	0.3213		1,000.2013
Paving	0.0000					0.0000	0.0000		0.0000	0.0000			0.0000			0.0000
Total	**0.4107**	**3.8401**	**6.5601**	**0.0103**		**0.1875**	**0.1875**		**0.1725**	**0.1725**	**0.0000**	**993.4539**	**993.4539**	**0.3213**		**1,000.2013**

Mitigated Construction Off-Site

	ROG	NOx	CO	SO2	Fugitive PM10	Exhaust PM10	PM10 Total	Fugitive PM2.5	Exhaust PM2.5	PM2.5 Total	Bio- CO2	NBio- CO2	Total CO2	CH4	N2O	CO2e
Category	lb/day										lb/day					
Hauling	0.0000	0.0000	0.0000	0.0000	0.0000	0.0000	0.0000	0.0000	0.0000	0.0000		0.0000	0.0000	0.0000		0.0000
Vendor	0.0000	0.0000	0.0000	0.0000	0.0000	0.0000	0.0000	0.0000	0.0000	0.0000		0.0000	0.0000	0.0000		0.0000
Worker	0.0160	0.0189	0.1752	7.8000e-004	0.0657	5.0000e-004	0.0662	0.0174	4.6000e-004	0.0179		50.8117	50.8117	2.1400e-003		50.8567
Total	**0.0160**	**0.0189**	**0.1752**	**7.8000e-004**	**0.0657**	**5.0000e-004**	**0.0662**	**0.0174**	**4.6000e-004**	**0.0179**		**50.8117**	**50.8117**	**2.1400e-003**		**50.8567**

4.0 Operational Detail - Mobile

4.1 Mitigation Measures Mobile

	ROG	NOx	CO	SO2	Fugitive PM10	Exhaust PM10	PM10 Total	Fugitive PM2.5	Exhaust PM2.5	PM2.5 Total	Bio- CO2	NBio- CO2	Total CO2	CH4	N2O	CO2e
Category	lb/day										lb/day					
Mitigated	0.0000	0.0000	0.0000	0.0000	0.0000	0.0000	0.0000	0.0000	0.0000	0.0000		0.0000	0.0000	0.0000		0.0000
Unmitigated	0.0000	0.0000	0.0000	0.0000	0.0000	0.0000	0.0000	0.0000	0.0000	0.0000		0.0000	0.0000	0.0000		0.0000

4.2 Trip Summary Information

	Average Daily Trip Rate			Unmitigated	Mitigated
Land Use	Weekday	Saturday	Sunday	Annual VMT	Annual VMT
User Defined Industrial	0.00	0.00	0.00		
Total	0.00	0.00	0.00		

4.3 Trip Type Information

	Miles			Trip %			Trip Purpose %		
Land Use	H-W or C-W	H-S or C-C	H-O or C-NW	H-W or C-W	H-S or C-C	H-O or C-NW	Primary	Diverted	Pass-by
User Defined Industrial	9.50	7.30	7.30	0.00	0.00	0.00	0	0	0

LDA	LDT1	LDT2	MDV	LHD1	LHD2	MHD	HHD	OBUS	UBUS	MCY	SBUS	MH
0.511923	0.073395	0.191568	0.130918	0.036235	0.005199	0.012665	0.023708	0.001889	0.002027	0.006511	0.000534	0.003431

5.0 Energy Detail

4.4 Fleet Mix

Historical Energy Use: N

5.1 Mitigation Measures Energy

	ROG	NOx	CO	SO2	Fugitive PM10	Exhaust PM10	PM10 Total	Fugitive PM2.5	Exhaust PM2.5	PM2.5 Total	Bio- CO2	NBio- CO2	Total CO2	CH4	N2O	CO2e
Category	lb/day										lb/day					
NaturalGas Mitigated	0.0000	0.0000	0.0000	0.0000		0.0000	0.0000		0.0000	0.0000		0.0000	0.0000	0.0000	0.0000	0.0000
NaturalGas Unmitigated	0.0000	0.0000	0.0000	0.0000		0.0000	0.0000		0.0000	0.0000		0.0000	0.0000	0.0000	0.0000	0.0000

5.2 Energy by Land Use - NaturalGas

Unmitigated

	NaturalGas Use	ROG	NOx	CO	SO2	Fugitive PM10	Exhaust PM10	PM10 Total	Fugitive PM2.5	Exhaust PM2.5	PM2.5 Total	Bio- CO2	NBio- CO2	Total CO2	CH4	N2O	CO2e

Land Use	kBTU/yr	lb/day										lb/day					
User Defined Industrial	0	0.0000	0.0000	0.0000	0.0000		0.0000	0.0000		0.0000	0.0000		0.0000	0.0000	0.0000	0.0000	0.0000
Total		**0.0000**	**0.0000**	**0.0000**	**0.0000**		**0.0000**	**0.0000**		**0.0000**	**0.0000**		**0.0000**	**0.0000**	**0.0000**	**0.0000**	**0.0000**

Mitigated

	NaturalGas Use	ROG	NOx	CO	SO2	Fugitive PM10	Exhaust PM10	PM10 Total	Fugitive PM2.5	Exhaust PM2.5	PM2.5 Total	Bio- CO2	NBio- CO2	Total CO2	CH4	N2O	CO2e
Land Use	kBTU/yr	lb/day										lb/day					
User Defined Industrial	0	0.0000	0.0000	0.0000	0.0000		0.0000	0.0000		0.0000	0.0000		0.0000	0.0000	0.0000	0.0000	0.0000
Total		**0.0000**	**0.0000**	**0.0000**	**0.0000**		**0.0000**	**0.0000**		**0.0000**	**0.0000**		**0.0000**	**0.0000**	**0.0000**	**0.0000**	**0.0000**

6.0 Area Detail

6.1 Mitigation Measures Area

	ROG	NOx	CO	SO2	Fugitive PM10	Exhaust PM10	PM10 Total	Fugitive PM2.5	Exhaust PM2.5	PM2.5 Total	Bio- CO2	NBio- CO2	Total CO2	CH4	N2O	CO2e
Category	lb/day										lb/day					
Mitigated	1.0000e-005	0.0000	1.0000e-004	0.0000		0.0000	0.0000		0.0000	0.0000		2.2000e-004	2.2000e-004	0.0000		2.3000e-004
Unmitigated	1.0000e-005	0.0000	1.0000e-004	0.0000		0.0000	0.0000		0.0000	0.0000		2.2000e-004	2.2000e-004	0.0000		2.3000e-004

6.2 Area by SubCategory

Unmitigated

	ROG	NOx	CO	SO2	Fugitive PM10	Exhaust PM10	PM10 Total	Fugitive PM2.5	Exhaust PM2.5	PM2.5 Total	Bio- CO2	NBio- CO2	Total CO2	CH4	N2O	CO2e
SubCategory	lb/day										lb/day					
Architectural Coating	0.0000					0.0000	0.0000		0.0000	0.0000			0.0000			0.0000
Consumer Products	0.0000					0.0000	0.0000		0.0000	0.0000			0.0000			0.0000
Landscaping	1.0000e-005	0.0000	1.0000e-004	0.0000		0.0000	0.0000		0.0000	0.0000		2.2000e-004	2.2000e-004	0.0000		2.3000e-004
Total	**1.0000e-005**	**0.0000**	**1.0000e-004**	**0.0000**		**0.0000**	**0.0000**		**0.0000**	**0.0000**		**2.2000e-004**	**2.2000e-004**	**0.0000**		**2.3000e-004**

Mitigated

	ROG	NOx	CO	SO2	Fugitive PM10	Exhaust PM10	PM10 Total	Fugitive PM2.5	Exhaust PM2.5	PM2.5 Total	Bio- CO2	NBio- CO2	Total CO2	CH4	N2O	CO2e
SubCategory	lb/day										lb/day					
Architectural Coating	0.0000					0.0000	0.0000		0.0000	0.0000			0.0000			0.0000
Consumer Products	0.0000					0.0000	0.0000		0.0000	0.0000			0.0000			0.0000
Landscaping	1.0000e-005	0.0000	1.0000e-004	0.0000		0.0000	0.0000		0.0000	0.0000		2.2000e-004	2.2000e-004	0.0000		2.3000e-004
Total	**1.0000e-005**	**0.0000**	**1.0000e-004**	**0.0000**		**0.0000**	**0.0000**		**0.0000**	**0.0000**		**2.2000e-004**	**2.2000e-004**	**0.0000**		**2.3000e-004**

7.0 Water Detail

7.1 Mitigation Measures Water

8.0 Waste Detail

8.1 Mitigation Measures Waste

9.0 Operational Offroad

Equipment Type	Number	Hours/Day	Days/Year	Horse Power	Load Factor	Fuel Type

10.0 Vegetation

Harbor Drive WRP Pump Station

San Diego Air Basin, Winter

1.0 Project Characteristics

1.1 Land Usage

Land Uses	Size	Metric	Lot Acreage	Floor Surface Area	Population
User Defined Industrial	1.00	User Defined Unit	0.00	0.00	0

1.2 Other Project Characteristics

Urbanization	Urban	**Wind Speed (m/s)**	2.6	**Precipitation Freq (Days)**	40
Climate Zone	13			**Operational Year**	2025
Utility Company	San Diego Gas & Electric				
CO2 Intensity (lb/MWhr)	720.49	**CH4 Intensity (lb/MWhr)**	0.029	**N2O Intensity (lb/MWhr)**	0.006

1.3 User Entered Comments & Non-Default Data

Project Characteristics -

Land Use -

Construction Phase - Modified

Off-road Equipment - Modified

Off-road Equipment - Modified

Off-road Equipment - Modified

Off-road Equipment - Modified

Trips and VMT - Modified

Table Name	Column Name	Default Value	New Value
tblConstructionPhase	NumDays	0.00	231.00
tblConstructionPhase	NumDays	0.00	10.00

tblConstructionPhase	NumDays	0.00	10.00
tblConstructionPhase	NumDays	0.00	10.00
tblOffRoadEquipment	OffRoadEquipmentUnitAmount	4.00	0.00
tblOffRoadEquipment	OffRoadEquipmentUnitAmount	1.00	0.00
tblOffRoadEquipment	OffRoadEquipmentUnitAmount	1.00	0.00
tblOffRoadEquipment	OffRoadEquipmentUnitAmount	2.00	1.00
tblOffRoadEquipment	OffRoadEquipmentUnitAmount	1.00	0.00
tblOffRoadEquipment	OffRoadEquipmentUnitAmount	2.00	1.00
tblOffRoadEquipment	OffRoadEquipmentUnitAmount	2.00	1.00
tblOffRoadEquipment	OffRoadEquipmentUnitAmount	1.00	0.00
tblProjectCharacteristics	OperationalYear	2014	2025
tblTripsAndVMT	HaulingTripNumber	0.00	100.00
tblTripsAndVMT	VendorTripNumber	0.00	4.00
tblTripsAndVMT	VendorTripNumber	0.00	2.00
tblTripsAndVMT	WorkerTripNumber	0.00	8.00

2.0 Emissions Summary

2.1 Overall Construction (Maximum Daily Emission)

Unmitigated Construction

	ROG	NOx	CO	SO2	Fugitive PM10	Exhaust PM10	PM10 Total	Fugitive PM2.5	Exhaust PM2.5	PM2.5 Total	Bio- CO2	NBio- CO2	Total CO2	CH4	N2O	CO2e
Year	lb/day										lb/day					
2026	1.1245	8.4044	13.8220	0.0225	6.0897	0.3332	6.4184	3.3287	0.3211	3.6311	0.0000	2,059.0770	2,059.0770	0.3784	0.0000	2,067.0243
2027	1.1237	8.4030	13.8108	0.0225	0.0790	0.3332	0.4122	0.0212	0.3211	0.3424	0.0000	2,058.6138	2,058.6138	0.3666	0.0000	2,066.3127
Total	**2.2482**	**16.8074**	**27.6328**	**0.0450**	**6.1687**	**0.6664**	**6.8306**	**3.3499**	**0.6423**	**3.9735**	**0.0000**	**4,117.6908**	**4,117.6908**	**0.7451**	**0.0000**	**4,133.3370**

Mitigated Construction

	ROG	NOx	CO	SO2	Fugitive PM10	Exhaust PM10	PM10 Total	Fugitive PM2.5	Exhaust PM2.5	PM2.5 Total	Bio- CO2	NBio- CO2	Total CO2	CH4	N2O	CO2e
Year	lb/day										lb/day					
2026	1.1245	8.4044	13.8220	0.0225	6.0897	0.3332	6.4184	3.3287	0.3211	3.6311	0.0000	2,059.0770	2,059.0770	0.3784	0.0000	2,067.0243
2027	1.1237	8.4030	13.8108	0.0225	0.0790	0.3332	0.4122	0.0212	0.3211	0.3424	0.0000	2,058.6137	2,058.6137	0.3666	0.0000	2,066.3127
Total	**2.2482**	**16.8074**	**27.6328**	**0.0450**	**6.1687**	**0.6664**	**6.8306**	**3.3499**	**0.6423**	**3.9735**	**0.0000**	**4,117.6908**	**4,117.6908**	**0.7451**	**0.0000**	**4,133.3370**

	ROG	**NOx**	**CO**	**SO2**	**Fugitive PM10**	**Exhaust PM10**	**PM10 Total**	**Fugitive PM2.5**	**Exhaust PM2.5**	**PM2.5 Total**	**Bio- CO2**	**NBio-CO2**	**Total CO2**	**CH4**	**N20**	**CO2e**
Percent Reduction	**0.00**	**0.00**	**0.00**	**0.00**	**0.00**	**0.00**	**0.00**	**0.00**	**0.00**	**0.00**	**0.00**	**0.00**	**0.00**	**0.00**	**0.00**	**0.00**

2.2 Overall Operational

Unmitigated Operational

	ROG	NOx	CO	SO2	Fugitive PM10	Exhaust PM10	PM10 Total	Fugitive PM2.5	Exhaust PM2.5	PM2.5 Total	Bio- CO2	NBio- CO2	Total CO2	CH4	N2O	CO2e
Category	lb/day										lb/day					
Area	1.0000e-005	0.0000	1.0000e-004	0.0000		0.0000	0.0000		0.0000	0.0000		2.2000e-004	2.2000e-004	0.0000		2.3000e-004
Energy	0.0000	0.0000	0.0000	0.0000		0.0000	0.0000		0.0000	0.0000		0.0000	0.0000	0.0000	0.0000	0.0000
Mobile	0.0000	0.0000	0.0000	0.0000	0.0000	0.0000	0.0000	0.0000	0.0000	0.0000		0.0000	0.0000	0.0000		0.0000
Total	**1.0000e-005**	**0.0000**	**1.0000e-004**	**0.0000**	**0.0000**	**0.0000**	**0.0000**	**0.0000**	**0.0000**	**0.0000**		**2.2000e-004**	**2.2000e-004**	**0.0000**	**0.0000**	**2.3000e-004**

Mitigated Operational

	ROG	NOx	CO	SO2	Fugitive PM10	Exhaust PM10	PM10 Total	Fugitive PM2.5	Exhaust PM2.5	PM2.5 Total	Bio- CO2	NBio- CO2	Total CO2	CH4	N2O	CO2e
Category	lb/day										lb/day					
Area	1.0000e-005	0.0000	1.0000e-004	0.0000		0.0000	0.0000		0.0000	0.0000		2.2000e-004	2.2000e-004	0.0000		2.3000e-004
Energy	0.0000	0.0000	0.0000	0.0000		0.0000	0.0000		0.0000	0.0000		0.0000	0.0000	0.0000	0.0000	0.0000
Mobile	0.0000	0.0000	0.0000	0.0000	0.0000	0.0000	0.0000	0.0000	0.0000	0.0000		0.0000	0.0000	0.0000		0.0000
Total	**1.0000e-005**	**0.0000**	**1.0000e-004**	**0.0000**	**0.0000**	**0.0000**	**0.0000**	**0.0000**	**0.0000**	**0.0000**		**2.2000e-004**	**2.2000e-004**	**0.0000**	**0.0000**	**2.3000e-004**

	ROG	**NOx**	**CO**	**SO2**	**Fugitive PM10**	**Exhaust PM10**	**PM10 Total**	**Fugitive PM2.5**	**Exhaust PM2.5**	**PM2.5 Total**	**Bio- CO2**	**NBio-CO2**	**Total CO2**	**CH4**	**N20**	**CO2e**
Percent Reduction	**0.00**	**0.00**	**0.00**	**0.00**	**0.00**	**0.00**	**0.00**	**0.00**	**0.00**	**0.00**	**0.00**	**0.00**	**0.00**	**0.00**	**0.00**	**0.00**

3.0 Construction Detail

Construction Phase

Phase Number	Phase Name	Phase Type	Start Date	End Date	Num Days Week	Num Days	Phase Description
1	Site Preparation	Site Preparation	2/15/2026	2/27/2026	5	10	
2	Grading	Grading	2/28/2026	3/13/2026	5	10	
3	Building Construction	Building Construction	3/14/2026	2/1/2027	5	231	
4	Paving	Paving	2/2/2027	2/15/2027	5	10	

Acres of Grading (Site Preparation Phase): 0

Acres of Grading (Grading Phase): 0

Acres of Paving: 0

Residential Indoor: 0; Residential Outdoor: 0; Non-Residential Indoor: 0; Non-Residential Outdoor: 0 (Architectural Coating – sqft)

OffRoad Equipment

Phase Name	Offroad Equipment Type	Amount	Usage Hours	Horse Power	Load Factor
Site Preparation	Graders	0	8.00	174	0.41
Site Preparation	Rubber Tired Dozers	1	8.00	255	0.40
Site Preparation	Tractors/Loaders/Backhoes	1	8.00	97	0.37
Grading	Concrete/Industrial Saws	0	8.00	81	0.73
Grading	Rubber Tired Dozers	1	1.00	255	0.40
Grading	Tractors/Loaders/Backhoes	1	6.00	97	0.37
Building Construction	Cranes	0	4.00	226	0.29
Building Construction	Excavators	1	8.00	162	0.38
Building Construction	Forklifts	1	6.00	89	0.20
Building Construction	Pumps	1	8.00	84	0.74
Building Construction	Tractors/Loaders/Backhoes	1	8.00	97	0.37
Building Construction	Welders	2	8.00	46	0.45
Paving	Cement and Mortar Mixers	0	6.00	9	0.56
Paving	Pavers	1	7.00	125	0.42
Paving	Paving Equipment	1	8.00	130	0.36
Paving	Rollers	1	7.00	80	0.38
Paving	Tractors/Loaders/Backhoes	0	7.00	97	0.37

Trips and VMT

Phase Name	Offroad Equipment Count	Worker Trip Number	Vendor Trip Number	Hauling Trip Number	Worker Trip Length	Vendor Trip Length	Hauling Trip Length	Worker Vehicle Class	Vendor Vehicle Class	Hauling Vehicle Class
Site Preparation	2	5.00	4.00	0.00	10.80	7.30	20.00	LD_Mix	HDT_Mix	HHDT
Grading	2	5.00	0.00	100.00	10.80	7.30	20.00	LD_Mix	HDT_Mix	HHDT
Building Construction	6	8.00	2.00	0.00	10.80	7.30	20.00	LD_Mix	HDT_Mix	HHDT
Paving	3	8.00	0.00	0.00	10.80	7.30	20.00	LD_Mix	HDT_Mix	HHDT

3.1 Mitigation Measures Construction

3.2 Site Preparation - 2026

Unmitigated Construction On-Site

	ROG	NOx	CO	SO2	Fugitive PM10	Exhaust PM10	PM10 Total	Fugitive PM2.5	Exhaust PM2.5	PM2.5 Total	Bio- CO2	NBio- CO2	Total CO2	CH4	N2O	CO2e
Category	lb/day										lb/day					
Fugitive Dust					6.0221	0.0000	6.0221	3.3102	0.0000	3.3102			0.0000			0.0000
Off-Road	0.7921	7.3969	7.5527	0.0120		0.3251	0.3251		0.2991	0.2991		1,163.9281	1,163.9281	0.3764		1,171.8333
Total	**0.7921**	**7.3969**	**7.5527**	**0.0120**	**6.0221**	**0.3251**	**6.3472**	**3.3102**	**0.2991**	**3.6093**		**1,163.9281**	**1,163.9281**	**0.3764**		**1,171.8333**

Unmitigated Construction Off-Site

	ROG	NOx	CO	SO2	Fugitive PM10	Exhaust PM10	PM10 Total	Fugitive PM2.5	Exhaust PM2.5	PM2.5 Total	Bio- CO2	NBio- CO2	Total CO2	CH4	N2O	CO2e
Category	lb/day										lb/day					
Hauling	0.0000	0.0000	0.0000	0.0000	0.0000	0.0000	0.0000	0.0000	0.0000	0.0000		0.0000	0.0000	0.0000		0.0000
Vendor	0.0274	0.1460	0.4014	9.3000e-004	0.0266	3.3400e-003	0.0299	7.5700e-003	3.0800e-003	0.0107		87.4462	87.4462	6.4000e-004		87.4595
Worker	0.0103	0.0122	0.1130	4.9000e-004	0.0411	3.1000e-004	0.0414	0.0109	2.9000e-004	0.0112		32.0502	32.0502	1.3700e-003		32.0789
Total	**0.0377**	**0.1582**	**0.5144**	**1.4200e-003**	**0.0676**	**3.6500e-003**	**0.0713**	**0.0185**	**3.3700e-003**	**0.0218**		**119.4964**	**119.4964**	**2.0100e-003**		**119.5384**

Mitigated Construction On-Site

	ROG	NOx	CO	SO2	Fugitive PM10	Exhaust PM10	PM10 Total	Fugitive PM2.5	Exhaust PM2.5	PM2.5 Total	Bio- CO2	NBio- CO2	Total CO2	CH4	N2O	CO2e

Category	lb/day										lb/day					
Fugitive Dust					6.0221	0.0000	6.0221	3.3102	0.0000	3.3102			0.0000			0.0000
Off-Road	0.7921	7.3969	7.5527	0.0120		0.3251	0.3251		0.2991	0.2991	0.0000	1,163.9281	1,163.9281	0.3764		1,171.8333
Total	**0.7921**	**7.3969**	**7.5527**	**0.0120**	**6.0221**	**0.3251**	**6.3472**	**3.3102**	**0.2991**	**3.6093**	**0.0000**	**1,163.9281**	**1,163.9281**	**0.3764**		**1,171.8333**

Mitigated Construction Off-Site

	ROG	NOx	CO	SO2	Fugitive PM10	Exhaust PM10	PM10 Total	Fugitive PM2.5	Exhaust PM2.5	PM2.5 Total	Bio- CO2	NBio- CO2	Total CO2	CH4	N2O	CO2e
Category	lb/day										lb/day					
Hauling	0.0000	0.0000	0.0000	0.0000	0.0000	0.0000	0.0000	0.0000	0.0000	0.0000		0.0000	0.0000	0.0000		0.0000
Vendor	0.0274	0.1460	0.4014	9.3000e-004	0.0266	3.3400e-003	0.0299	7.5700e-003	3.0800e-003	0.0107		87.4462	87.4462	6.4000e-004		87.4595
Worker	0.0103	0.0122	0.1130	4.9000e-004	0.0411	3.1000e-004	0.0414	0.0109	2.9000e-004	0.0112		32.0502	32.0502	1.3700e-003		32.0789
Total	**0.0377**	**0.1582**	**0.5144**	**1.4200e-003**	**0.0676**	**3.6500e-003**	**0.0713**	**0.0185**	**3.3700e-003**	**0.0218**		**119.4964**	**119.4964**	**2.0100e-003**		**119.5384**

3.3 Grading - 2026

Unmitigated Construction On-Site

	ROG	NOx	CO	SO2	Fugitive PM10	Exhaust PM10	PM10 Total	Fugitive PM2.5	Exhaust PM2.5	PM2.5 Total	Bio- CO2	NBio- CO2	Total CO2	CH4	N2O	CO2e
Category	lb/day										lb/day					
Fugitive Dust					0.7528	0.0000	0.7528	0.4138	0.0000	0.4138			0.0000			0.0000
Off-Road	0.1816	1.7590	2.3376	3.4500e-003		0.0744	0.0744		0.0685	0.0685		334.2759	334.2759	0.1081		336.5463

Total	**0.1816**	**1.7590**	**2.3376**	**3.4500e-003**	**0.7528**	**0.0744**	**0.8272**	**0.4138**	**0.0685**	**0.4823**		**334.2759**	**334.2759**	**0.1081**		**336.5463**

Unmitigated Construction Off-Site

	ROG	NOx	CO	SO2	Fugitive PM10	Exhaust PM10	PM10 Total	Fugitive PM2.5	Exhaust PM2.5	PM2.5 Total	Bio- CO2	NBio- CO2	Total CO2	CH4	N2O	CO2e
Category	lb/day										lb/day					
Hauling	0.1484	1.0486	1.9530	7.3800e-003	0.1743	0.0304	0.2047	0.0477	0.0280	0.0757		693.6717	693.6717	4.9100e-003		693.7748
Vendor	0.0000	0.0000	0.0000	0.0000	0.0000	0.0000	0.0000	0.0000	0.0000	0.0000		0.0000	0.0000	0.0000		0.0000
Worker	0.0103	0.0122	0.1130	4.9000e-004	0.0411	3.1000e-004	0.0414	0.0109	2.9000e-004	0.0112		32.0502	32.0502	1.3700e-003		32.0789
Total	**0.1587**	**1.0608**	**2.0659**	**7.8700e-003**	**0.2154**	**0.0307**	**0.2461**	**0.0586**	**0.0282**	**0.0869**		**725.7219**	**725.7219**	**6.2800e-003**		**725.8537**

Mitigated Construction On-Site

	ROG	NOx	CO	SO2	Fugitive PM10	Exhaust PM10	PM10 Total	Fugitive PM2.5	Exhaust PM2.5	PM2.5 Total	Bio- CO2	NBio- CO2	Total CO2	CH4	N2O	CO2e
Category	lb/day										lb/day					
Fugitive Dust					0.7528	0.0000	0.7528	0.4138	0.0000	0.4138			0.0000			0.0000
Off-Road	0.1816	1.7590	2.3376	3.4500e-003		0.0744	0.0744		0.0685	0.0685	0.0000	334.2759	334.2759	0.1081		336.5463
Total	**0.1816**	**1.7590**	**2.3376**	**3.4500e-003**	**0.7528**	**0.0744**	**0.8272**	**0.4138**	**0.0685**	**0.4823**	**0.0000**	**334.2759**	**334.2759**	**0.1081**		**336.5463**

Mitigated Construction Off-Site

	ROG	NOx	CO	SO2	Fugitive PM10	Exhaust PM10	PM10 Total	Fugitive PM2.5	Exhaust PM2.5	PM2.5 Total	Bio- CO2	NBio- CO2	Total CO2	CH4	N2O	CO2e
Category	lb/day										lb/day					
Hauling	0.1484	1.0486	1.9530	7.3800e-003	0.1743	0.0304	0.2047	0.0477	0.0280	0.0757		693.6717	693.6717	4.9100e-003		693.7748
Vendor	0.0000	0.0000	0.0000	0.0000	0.0000	0.0000	0.0000	0.0000	0.0000	0.0000		0.0000	0.0000	0.0000		0.0000
Worker	0.0103	0.0122	0.1130	4.9000e-004	0.0411	3.1000e-004	0.0414	0.0109	2.9000e-004	0.0112		32.0502	32.0502	1.3700e-003		32.0789
Total	**0.1587**	**1.0608**	**2.0659**	**7.8700e-003**	**0.2154**	**0.0307**	**0.2461**	**0.0586**	**0.0282**	**0.0869**		**725.7219**	**725.7219**	**6.2800e-003**		**725.8537**

3.4 Building Construction - 2026

Unmitigated Construction On-Site

	ROG	NOx	CO	SO2	Fugitive PM10	Exhaust PM10	PM10 Total	Fugitive PM2.5	Exhaust PM2.5	PM2.5 Total	Bio- CO2	NBio- CO2	Total CO2	CH4	N2O	CO2e
Category	lb/day										lb/day					
Off-Road	1.0943	8.3118	13.4406	0.0213		0.3310	0.3310		0.3191	0.3191		1,964.0737	1,964.0737	0.3642		1,971.7210
Total	**1.0943**	**8.3118**	**13.4406**	**0.0213**		**0.3310**	**0.3310**		**0.3191**	**0.3191**		**1,964.0737**	**1,964.0737**	**0.3642**		**1,971.7210**

Unmitigated Construction Off-Site

	ROG	NOx	CO	SO2	Fugitive PM10	Exhaust PM10	PM10 Total	Fugitive PM2.5	Exhaust PM2.5	PM2.5 Total	Bio- CO2	NBio- CO2	Total CO2	CH4	N2O	CO2e
Category	lb/day										lb/day					

Hauling	0.0000	0.0000	0.0000	0.0000	0.0000	0.0000	0.0000	0.0000	0.0000	0.0000		0.0000	0.0000	0.0000		0.0000
Vendor	0.0137	0.0730	0.2007	4.7000e-004	0.0133	1.6700e-003	0.0150	3.7900e-003	1.5400e-003	5.3300e-003		43.7231	43.7231	3.2000e-004		43.7298
Worker	0.0165	0.0195	0.1808	7.8000e-004	0.0657	4.9000e-004	0.0662	0.0174	4.6000e-004	0.0179		51.2803	51.2803	2.1900e-003		51.3262
Total	**0.0302**	**0.0925**	**0.3815**	**1.2500e-003**	**0.0790**	**2.1600e-003**	**0.0812**	**0.0212**	**2.0000e-003**	**0.0232**		**95.0033**	**95.0033**	**2.5100e-003**		**95.0560**

Mitigated Construction On-Site

	ROG	NOx	CO	SO2	Fugitive PM10	Exhaust PM10	PM10 Total	Fugitive PM2.5	Exhaust PM2.5	PM2.5 Total	Bio- CO2	NBio- CO2	Total CO2	CH4	N2O	CO2e
Category	lb/day										lb/day					
Off-Road	1.0943	8.3118	13.4406	0.0213		0.3310	0.3310		0.3191	0.3191	0.0000	1,964.0737	1,964.0737	0.3642		1,971.7210
Total	**1.0943**	**8.3118**	**13.4406**	**0.0213**		**0.3310**	**0.3310**		**0.3191**	**0.3191**	**0.0000**	**1,964.0737**	**1,964.0737**	**0.3642**		**1,971.7210**

Mitigated Construction Off-Site

	ROG	NOx	CO	SO2	Fugitive PM10	Exhaust PM10	PM10 Total	Fugitive PM2.5	Exhaust PM2.5	PM2.5 Total	Bio- CO2	NBio- CO2	Total CO2	CH4	N2O	CO2e
Category	lb/day										lb/day					
Hauling	0.0000	0.0000	0.0000	0.0000	0.0000	0.0000	0.0000	0.0000	0.0000	0.0000		0.0000	0.0000	0.0000		0.0000
Vendor	0.0137	0.0730	0.2007	4.7000e-004	0.0133	1.6700e-003	0.0150	3.7900e-003	1.5400e-003	5.3300e-003		43.7231	43.7231	3.2000e-004		43.7298
Worker	0.0165	0.0195	0.1808	7.8000e-004	0.0657	4.9000e-004	0.0662	0.0174	4.6000e-004	0.0179		51.2803	51.2803	2.1900e-003		51.3262
Total	**0.0302**	**0.0925**	**0.3815**	**1.2500e-003**	**0.0790**	**2.1600e-003**	**0.0812**	**0.0212**	**2.0000e-003**	**0.0232**		**95.0033**	**95.0033**	**2.5100e-003**		**95.0560**

3.4 Building Construction - 2027

Unmitigated Construction On-Site

	ROG	NOx	CO	SO2	Fugitive PM10	Exhaust PM10	PM10 Total	Fugitive PM2.5	Exhaust PM2.5	PM2.5 Total	Bio- CO2	NBio- CO2	Total CO2	CH4	N2O	CO2e
Category	lb/day										lb/day					
Off-Road	1.0943	8.3118	13.4406	0.0213		0.3310	0.3310		0.3191	0.3191		1,964.0737	1,964.0737	0.3642		1,971.7210
Total	**1.0943**	**8.3118**	**13.4406**	**0.0213**		**0.3310**	**0.3310**		**0.3191**	**0.3191**		**1,964.0737**	**1,964.0737**	**0.3642**		**1,971.7210**

Unmitigated Construction Off-Site

	ROG	NOx	CO	SO2	Fugitive PM10	Exhaust PM10	PM10 Total	Fugitive PM2.5	Exhaust PM2.5	PM2.5 Total	Bio- CO2	NBio- CO2	Total CO2	CH4	N2O	CO2e
Category	lb/day										lb/day					
Hauling	0.0000	0.0000	0.0000	0.0000	0.0000	0.0000	0.0000	0.0000	0.0000	0.0000		0.0000	0.0000	0.0000		0.0000
Vendor	0.0133	0.0723	0.1950	4.7000e-004	0.0133	1.6700e-003	0.0150	3.7900e-003	1.5400e-003	5.3300e-003		43.7284	43.7284	3.2000e-004		43.7351
Worker	0.0160	0.0189	0.1752	7.8000e-004	0.0657	5.0000e-004	0.0662	0.0174	4.6000e-004	0.0179		50.8117	50.8117	2.1400e-003		50.8567
Total	**0.0293**	**0.0912**	**0.3702**	**1.2500e-003**	**0.0790**	**2.1700e-003**	**0.0812**	**0.0212**	**2.0000e-003**	**0.0232**		**94.5401**	**94.5401**	**2.4600e-003**		**94.5917**

Mitigated Construction On-Site

	ROG	NOx	CO	SO2	Fugitive PM10	Exhaust PM10	PM10 Total	Fugitive PM2.5	Exhaust PM2.5	PM2.5 Total	Bio- CO2	NBio- CO2	Total CO2	CH4	N2O	CO2e
Category	lb/day										lb/day					
Off-Road	1.0943	8.3118	13.4406	0.0213		0.3310	0.3310		0.3191	0.3191	0.0000	1,964.0737	1,964.0737	0.3642		1,971.7210
Total	**1.0943**	**8.3118**	**13.4406**	**0.0213**		**0.3310**	**0.3310**		**0.3191**	**0.3191**	**0.0000**	**1,964.0737**	**1,964.0737**	**0.3642**		**1,971.7210**

Mitigated Construction Off-Site

	ROG	NOx	CO	SO2	Fugitive PM10	Exhaust PM10	PM10 Total	Fugitive PM2.5	Exhaust PM2.5	PM2.5 Total	Bio- CO2	NBio- CO2	Total CO2	CH4	N2O	CO2e
Category	lb/day										lb/day					
Hauling	0.0000	0.0000	0.0000	0.0000	0.0000	0.0000	0.0000	0.0000	0.0000	0.0000		0.0000	0.0000	0.0000		0.0000
Vendor	0.0133	0.0723	0.1950	4.7000e-004	0.0133	1.6700e-003	0.0150	3.7900e-003	1.5400e-003	5.3300e-003		43.7284	43.7284	3.2000e-004		43.7351
Worker	0.0160	0.0189	0.1752	7.8000e-004	0.0657	5.0000e-004	0.0662	0.0174	4.6000e-004	0.0179		50.8117	50.8117	2.1400e-003		50.8567
Total	**0.0293**	**0.0912**	**0.3702**	**1.2500e-003**	**0.0790**	**2.1700e-003**	**0.0812**	**0.0212**	**2.0000e-003**	**0.0232**		**94.5401**	**94.5401**	**2.4600e-003**		**94.5917**

3.5 Paving - 2027

Unmitigated Construction On-Site

	ROG	NOx	CO	SO2	Fugitive PM10	Exhaust PM10	PM10 Total	Fugitive PM2.5	Exhaust PM2.5	PM2.5 Total	Bio- CO2	NBio- CO2	Total CO2	CH4	N2O	CO2e
Category	lb/day										lb/day					
Off-Road	0.4107	3.8401	6.5601	0.0103		0.1875	0.1875		0.1725	0.1725		993.4539	993.4539	0.3213		1,000.2013

Paving	0.0000					0.0000	0.0000		0.0000	0.0000			0.0000			0.0000
Total	**0.4107**	**3.8401**	**6.5601**	**0.0103**		**0.1875**	**0.1875**		**0.1725**	**0.1725**		**993.4539**	**993.4539**	**0.3213**		**1,000.2013**

Unmitigated Construction Off-Site

	ROG	NOx	CO	SO2	Fugitive PM10	Exhaust PM10	PM10 Total	Fugitive PM2.5	Exhaust PM2.5	PM2.5 Total	Bio- CO2	NBio- CO2	Total CO2	CH4	N2O	CO2e
Category	lb/day										lb/day					
Hauling	0.0000	0.0000	0.0000	0.0000	0.0000	0.0000	0.0000	0.0000	0.0000	0.0000		0.0000	0.0000	0.0000		0.0000
Vendor	0.0000	0.0000	0.0000	0.0000	0.0000	0.0000	0.0000	0.0000	0.0000	0.0000		0.0000	0.0000	0.0000		0.0000
Worker	0.0160	0.0189	0.1752	7.8000e-004	0.0657	5.0000e-004	0.0662	0.0174	4.6000e-004	0.0179		50.8117	50.8117	2.1400e-003		50.8567
Total	**0.0160**	**0.0189**	**0.1752**	**7.8000e-004**	**0.0657**	**5.0000e-004**	**0.0662**	**0.0174**	**4.6000e-004**	**0.0179**		**50.8117**	**50.8117**	**2.1400e-003**		**50.8567**

Mitigated Construction On-Site

	ROG	NOx	CO	SO2	Fugitive PM10	Exhaust PM10	PM10 Total	Fugitive PM2.5	Exhaust PM2.5	PM2.5 Total	Bio- CO2	NBio- CO2	Total CO2	CH4	N2O	CO2e
Category	lb/day										lb/day					
Off-Road	0.4107	3.8401	6.5601	0.0103		0.1875	0.1875		0.1725	0.1725	0.0000	993.4539	993.4539	0.3213		1,000.2013
Paving	0.0000					0.0000	0.0000		0.0000	0.0000			0.0000			0.0000
Total	**0.4107**	**3.8401**	**6.5601**	**0.0103**		**0.1875**	**0.1875**		**0.1725**	**0.1725**	**0.0000**	**993.4539**	**993.4539**	**0.3213**		**1,000.2013**

Mitigated Construction Off-Site

	ROG	NOx	CO	SO2	Fugitive PM10	Exhaust PM10	PM10 Total	Fugitive PM2.5	Exhaust PM2.5	PM2.5 Total	Bio- CO2	NBio- CO2	Total CO2	CH4	N2O	CO2e
Category	lb/day										lb/day					
Hauling	0.0000	0.0000	0.0000	0.0000	0.0000	0.0000	0.0000	0.0000	0.0000	0.0000		0.0000	0.0000	0.0000		0.0000
Vendor	0.0000	0.0000	0.0000	0.0000	0.0000	0.0000	0.0000	0.0000	0.0000	0.0000		0.0000	0.0000	0.0000		0.0000
Worker	0.0160	0.0189	0.1752	7.8000e-004	0.0657	5.0000e-004	0.0662	0.0174	4.6000e-004	0.0179		50.8117	50.8117	2.1400e-003		50.8567
Total	**0.0160**	**0.0189**	**0.1752**	**7.8000e-004**	**0.0657**	**5.0000e-004**	**0.0662**	**0.0174**	**4.6000e-004**	**0.0179**		**50.8117**	**50.8117**	**2.1400e-003**		**50.8567**

4.0 Operational Detail - Mobile

4.1 Mitigation Measures Mobile

	ROG	NOx	CO	SO2	Fugitive PM10	Exhaust PM10	PM10 Total	Fugitive PM2.5	Exhaust PM2.5	PM2.5 Total	Bio- CO2	NBio- CO2	Total CO2	CH4	N2O	CO2e
Category	lb/day										lb/day					
Mitigated	0.0000	0.0000	0.0000	0.0000	0.0000	0.0000	0.0000	0.0000	0.0000	0.0000		0.0000	0.0000	0.0000		0.0000
Unmitigated	0.0000	0.0000	0.0000	0.0000	0.0000	0.0000	0.0000	0.0000	0.0000	0.0000		0.0000	0.0000	0.0000		0.0000

4.2 Trip Summary Information

	Average Daily Trip Rate			Unmitigated	Mitigated
Land Use	Weekday	Saturday	Sunday	Annual VMT	Annual VMT
User Defined Industrial	0.00	0.00	0.00		
Total	0.00	0.00	0.00		

4.3 Trip Type Information

	Miles			Trip %			Trip Purpose %		
Land Use	H-W or C-W	H-S or C-C	H-O or C-NW	H-W or C-W	H-S or C-C	H-O or C-NW	Primary	Diverted	Pass-by
User Defined Industrial	9.50	7.30	7.30	0.00	0.00	0.00	0	0	0

LDA	LDT1	LDT2	MDV	LHD1	LHD2	MHD	HHD	OBUS	UBUS	MCY	SBUS	MH
0.511923	0.073395	0.191568	0.130918	0.036235	0.005199	0.012665	0.023708	0.001889	0.002027	0.006511	0.000534	0.003431

5.0 Energy Detail

4.4 Fleet Mix

Historical Energy Use: N

5.1 Mitigation Measures Energy

	ROG	NOx	CO	SO2	Fugitive PM10	Exhaust PM10	PM10 Total	Fugitive PM2.5	Exhaust PM2.5	PM2.5 Total	Bio- CO2	NBio- CO2	Total CO2	CH4	N2O	CO2e
Category	lb/day										lb/day					
NaturalGas Mitigated	0.0000	0.0000	0.0000	0.0000		0.0000	0.0000		0.0000	0.0000		0.0000	0.0000	0.0000	0.0000	0.0000
NaturalGas Unmitigated	0.0000	0.0000	0.0000	0.0000		0.0000	0.0000		0.0000	0.0000		0.0000	0.0000	0.0000	0.0000	0.0000

5.2 Energy by Land Use - NaturalGas

Unmitigated

	NaturalGas Use	ROG	NOx	CO	SO2	Fugitive PM10	Exhaust PM10	PM10 Total	Fugitive PM2.5	Exhaust PM2.5	PM2.5 Total	Bio- CO2	NBio- CO2	Total CO2	CH4	N2O	CO2e

Land Use	kBTU/yr	lb/day										lb/day					
User Defined Industrial	0	0.0000	0.0000	0.0000	0.0000		0.0000	0.0000		0.0000	0.0000		0.0000	0.0000	0.0000	0.0000	0.0000
Total		**0.0000**	**0.0000**	**0.0000**	**0.0000**		**0.0000**	**0.0000**		**0.0000**	**0.0000**		**0.0000**	**0.0000**	**0.0000**	**0.0000**	**0.0000**

Mitigated

	NaturalGas Use	ROG	NOx	CO	SO2	Fugitive PM10	Exhaust PM10	PM10 Total	Fugitive PM2.5	Exhaust PM2.5	PM2.5 Total	Bio- CO2	NBio- CO2	Total CO2	CH4	N2O	CO2e
Land Use	kBTU/yr	lb/day										lb/day					
User Defined Industrial	0	0.0000	0.0000	0.0000	0.0000		0.0000	0.0000		0.0000	0.0000		0.0000	0.0000	0.0000	0.0000	0.0000
Total		**0.0000**	**0.0000**	**0.0000**	**0.0000**		**0.0000**	**0.0000**		**0.0000**	**0.0000**		**0.0000**	**0.0000**	**0.0000**	**0.0000**	**0.0000**

6.0 Area Detail

6.1 Mitigation Measures Area

	ROG	NOx	CO	SO2	Fugitive PM10	Exhaust PM10	PM10 Total	Fugitive PM2.5	Exhaust PM2.5	PM2.5 Total	Bio- CO2	NBio- CO2	Total CO2	CH4	N2O	CO2e
Category	lb/day										lb/day					
Mitigated	1.0000e-005	0.0000	1.0000e-004	0.0000		0.0000	0.0000		0.0000	0.0000		2.2000e-004	2.2000e-004	0.0000		2.3000e-004
Unmitigated	1.0000e-005	0.0000	1.0000e-004	0.0000		0.0000	0.0000		0.0000	0.0000		2.2000e-004	2.2000e-004	0.0000		2.3000e-004

6.2 Area by SubCategory

Unmitigated

	ROG	NOx	CO	SO2	Fugitive PM10	Exhaust PM10	PM10 Total	Fugitive PM2.5	Exhaust PM2.5	PM2.5 Total	Bio- CO2	NBio- CO2	Total CO2	CH4	N2O	CO2e
SubCategory	lb/day										lb/day					
Architectural Coating	0.0000					0.0000	0.0000		0.0000	0.0000			0.0000			0.0000
Consumer Products	0.0000					0.0000	0.0000		0.0000	0.0000			0.0000			0.0000
Landscaping	1.0000e-005	0.0000	1.0000e-004	0.0000		0.0000	0.0000		0.0000	0.0000		2.2000e-004	2.2000e-004	0.0000		2.3000e-004
Total	**1.0000e-005**	**0.0000**	**1.0000e-004**	**0.0000**		**0.0000**	**0.0000**		**0.0000**	**0.0000**		**2.2000e-004**	**2.2000e-004**	**0.0000**		**2.3000e-004**

Mitigated

	ROG	NOx	CO	SO2	Fugitive PM10	Exhaust PM10	PM10 Total	Fugitive PM2.5	Exhaust PM2.5	PM2.5 Total	Bio- CO2	NBio- CO2	Total CO2	CH4	N2O	CO2e
SubCategory	lb/day										lb/day					
Architectural Coating	0.0000					0.0000	0.0000		0.0000	0.0000			0.0000			0.0000
Consumer Products	0.0000					0.0000	0.0000		0.0000	0.0000			0.0000			0.0000
Landscaping	1.0000e-005	0.0000	1.0000e-004	0.0000		0.0000	0.0000		0.0000	0.0000		2.2000e-004	2.2000e-004	0.0000		2.3000e-004
Total	**1.0000e-005**	**0.0000**	**1.0000e-004**	**0.0000**		**0.0000**	**0.0000**		**0.0000**	**0.0000**		**2.2000e-004**	**2.2000e-004**	**0.0000**		**2.3000e-004**

7.0 Water Detail

7.1 Mitigation Measures Water

8.0 Waste Detail

8.1 Mitigation Measures Waste

9.0 Operational Offroad

Equipment Type	Number	Hours/Day	Days/Year	Horse Power	Load Factor	Fuel Type

10.0 Vegetation

APPENDIX B

CalEEMod Outputs and Estimated Operational Emissions

Pure Water Operational Worker Trips

San Diego County, Summer

1.0 Project Characteristics

1.1 Land Usage

Land Uses	Size	Metric	Lot Acreage	Floor Surface Area	Population
User Defined Industrial	1.00	User Defined Unit	1.00	1,000.00	0

1.2 Other Project Characteristics

Urbanization	Urban	**Wind Speed (m/s)**	2.6	**Precipitation Freq (Days)**	40
Climate Zone	13			**Operational Year**	2023
Utility Company	San Diego Gas & Electric				
CO2 Intensity (lb/MWhr)	720.49	**CH4 Intensity (lb/MWhr)**	0.029	**N2O Intensity (lb/MWhr)**	0.006

1.3 User Entered Comments & Non-Default Data

Project Characteristics -

Land Use - unit amount = 1

Construction Phase - No construction emissions modeled

Off-road Equipment -

Off-road Equipment -

Vehicle Trips - estimated 271 workers per day, 7 days per week, default San Diego County trip distances

Consumer Products - N/A

Area Coating - N/A

Landscape Equipment - N/A

Table Name	Column Name	Default Value	New Value
tblAreaCoating	ReapplicationRatePercent	10	0

tblLandUse	LandUseSquareFeet	0.00	1,000.00
tblLandUse	LotAcreage	0.00	1.00
tblProjectCharacteristics	OperationalYear	2014	2023
tblVehicleTrips	HO_TL	0.00	7.90
tblVehicleTrips	HO_TTP	0.00	39.60
tblVehicleTrips	HS_TL	0.00	7.10
tblVehicleTrips	HS_TTP	0.00	18.80
tblVehicleTrips	HW_TL	0.00	16.80
tblVehicleTrips	HW_TTP	0.00	41.60
tblVehicleTrips	PR_TP	0.00	100.00
tblVehicleTrips	ST_TR	0.00	572.00
tblVehicleTrips	SU_TR	0.00	572.00
tblVehicleTrips	WD_TR	0.00	572.00

2.0 Emissions Summary

2.2 Overall Operational

Unmitigated Operational

	ROG	NOx	CO	SO2	Fugitive PM10	Exhaust PM10	PM10 Total	Fugitive PM2.5	Exhaust PM2.5	PM2.5 Total	Bio- CO2	NBio- CO2	Total CO2	CH4	N2O	CO2e
Category	lb/day										lb/day					
Area	0.0214	0.0000	1.0000e-004	0.0000		0.0000	0.0000		0.0000	0.0000		2.2000e-004	2.2000e-004	0.0000		2.3000e-004
Energy	0.0000	0.0000	0.0000	0.0000		0.0000	0.0000		0.0000	0.0000		0.0000	0.0000	0.0000	0.0000	0.0000
Mobile	1.7625	3.7566	20.2775	0.0743	5.0449	0.0764	5.1213	1.3466	0.0706	1.4172		5,465.6519	5,465.6519	0.1818		5,469.4691
Total	**1.7839**	**3.7566**	**20.2776**	**0.0743**	**5.0449**	**0.0764**	**5.1213**	**1.3466**	**0.0706**	**1.4172**		**5,465.6521**	**5,465.6521**	**0.1818**	**0.0000**	**5,469.4693**

Mitigated Operational

	ROG	NOx	CO	SO2	Fugitive PM10	Exhaust PM10	PM10 Total	Fugitive PM2.5	Exhaust PM2.5	PM2.5 Total	Bio- CO2	NBio- CO2	Total CO2	CH4	N2O	CO2e
Category	lb/day										lb/day					
Area	0.0214	0.0000	1.0000e-004	0.0000		0.0000	0.0000		0.0000	0.0000		2.2000e-004	2.2000e-004	0.0000		2.3000e-004
Energy	0.0000	0.0000	0.0000	0.0000		0.0000	0.0000		0.0000	0.0000		0.0000	0.0000	0.0000	0.0000	0.0000
Mobile	1.7625	3.7566	20.2775	0.0743	5.0449	0.0764	5.1213	1.3466	0.0706	1.4172		5,465.6519	5,465.6519	0.1818		5,469.4691
Total	**1.7839**	**3.7566**	**20.2776**	**0.0743**	**5.0449**	**0.0764**	**5.1213**	**1.3466**	**0.0706**	**1.4172**		**5,465.6521**	**5,465.6521**	**0.1818**	**0.0000**	**5,469.4693**

	ROG	**NOx**	**CO**	**SO2**	**Fugitive PM10**	**Exhaust PM10**	**PM10 Total**	**Fugitive PM2.5**	**Exhaust PM2.5**	**PM2.5 Total**	**Bio- CO2**	**NBio-CO2**	**Total CO2**	**CH4**	**N20**	**CO2e**
Percent Reduction	**0.00**	**0.00**	**0.00**	**0.00**	**0.00**	**0.00**	**0.00**	**0.00**	**0.00**	**0.00**	**0.00**	**0.00**	**0.00**	**0.00**	**0.00**	**0.00**

4.0 Operational Detail - Mobile

4.1 Mitigation Measures Mobile

	ROG	NOx	CO	SO2	Fugitive PM10	Exhaust PM10	PM10 Total	Fugitive PM2.5	Exhaust PM2.5	PM2.5 Total	Bio- CO2	NBio- CO2	Total CO2	CH4	N2O	CO2e
Category	lb/day										lb/day					
Mitigated	1.7625	3.7566	20.2775	0.0743	5.0449	0.0764	5.1213	1.3466	0.0706	1.4172		5,465.6519	5,465.6519	0.1818		5,469.4691
Unmitigated	1.7625	3.7566	20.2775	0.0743	5.0449	0.0764	5.1213	1.3466	0.0706	1.4172		5,465.6519	5,465.6519	0.1818		5,469.4691

4.2 Trip Summary Information

	Average Daily Trip Rate			Unmitigated	Mitigated
Land Use	Weekday	Saturday	Sunday	Annual VMT	Annual VMT
User Defined Industrial	572.00	572.00	572.00	2,384,398	2,384,398
Total	572.00	572.00	572.00	2,384,398	2,384,398

4.3 Trip Type Information

	Miles			Trip %			Trip Purpose %		
Land Use	H-W or C-W	H-S or C-C	H-O or C-NW	H-W or C-W	H-S or C-C	H-O or C-NW	Primary	Diverted	Pass-by
User Defined Industrial	9.50	7.30	7.30	0.00	0.00	0.00	100	0	0

LDA	LDT1	LDT2	MDV	LHD1	LHD2	MHD	HHD	OBUS	UBUS	MCY	SBUS	MH
0.512248	0.073433	0.191497	0.131060	0.036113	0.005160	0.012598	0.023461	0.001877	0.002039	0.006522	0.000554	0.003439

5.0 Energy Detail

4.4 Fleet Mix

Historical Energy Use: N

5.1 Mitigation Measures Energy

	ROG	NOx	CO	SO2	Fugitive PM10	Exhaust PM10	PM10 Total	Fugitive PM2.5	Exhaust PM2.5	PM2.5 Total	Bio- CO2	NBio- CO2	Total CO2	CH4	N2O	CO2e
Category	lb/day										lb/day					
NaturalGas Mitigated	0.0000	0.0000	0.0000	0.0000		0.0000	0.0000		0.0000	0.0000		0.0000	0.0000	0.0000	0.0000	0.0000
NaturalGas Unmitigated	0.0000	0.0000	0.0000	0.0000		0.0000	0.0000		0.0000	0.0000		0.0000	0.0000	0.0000	0.0000	0.0000

5.2 Energy by Land Use - NaturalGas

Unmitigated

	NaturalGas Use	ROG	NOx	CO	SO2	Fugitive PM10	Exhaust PM10	PM10 Total	Fugitive PM2.5	Exhaust PM2.5	PM2.5 Total	Bio- CO2	NBio- CO2	Total CO2	CH4	N2O	CO2e
Land Use	kBTU/yr	lb/day										lb/day					
User Defined Industrial	0	0.0000	0.0000	0.0000	0.0000		0.0000	0.0000		0.0000	0.0000		0.0000	0.0000	0.0000	0.0000	0.0000
Total		**0.0000**	**0.0000**	**0.0000**	**0.0000**		**0.0000**	**0.0000**		**0.0000**	**0.0000**		**0.0000**	**0.0000**	**0.0000**	**0.0000**	**0.0000**

Mitigated

	NaturalGas Use	ROG	NOx	CO	SO2	Fugitive PM10	Exhaust PM10	PM10 Total	Fugitive PM2.5	Exhaust PM2.5	PM2.5 Total	Bio- CO2	NBio- CO2	Total CO2	CH4	N2O	CO2e
Land Use	kBTU/yr	lb/day										lb/day					
User Defined Industrial	0	0.0000	0.0000	0.0000	0.0000		0.0000	0.0000		0.0000	0.0000		0.0000	0.0000	0.0000	0.0000	0.0000
Total		**0.0000**	**0.0000**	**0.0000**	**0.0000**		**0.0000**	**0.0000**		**0.0000**	**0.0000**		**0.0000**	**0.0000**	**0.0000**	**0.0000**	**0.0000**

6.0 Area Detail

6.1 Mitigation Measures Area

	ROG	NOx	CO	SO2	Fugitive PM10	Exhaust PM10	PM10 Total	Fugitive PM2.5	Exhaust PM2.5	PM2.5 Total	Bio- CO2	NBio- CO2	Total CO2	CH4	N2O	CO2e

Category	lb/day										lb/day					
Mitigated	0.0214	0.0000	1.0000e-004	0.0000		0.0000	0.0000		0.0000	0.0000		2.2000e-004	2.2000e-004	0.0000		2.3000e-004
Unmitigated	0.0214	0.0000	1.0000e-004	0.0000		0.0000	0.0000		0.0000	0.0000		2.2000e-004	2.2000e-004	0.0000		2.3000e-004

6.2 Area by SubCategory

Unmitigated

	ROG	NOx	CO	SO2	Fugitive PM10	Exhaust PM10	PM10 Total	Fugitive PM2.5	Exhaust PM2.5	PM2.5 Total	Bio- CO2	NBio- CO2	Total CO2	CH4	N2O	CO2e
SubCategory	lb/day										lb/day					
Architectural Coating	0.0000					0.0000	0.0000		0.0000	0.0000			0.0000			0.0000
Consumer Products	0.0214					0.0000	0.0000		0.0000	0.0000			0.0000			0.0000
Landscaping	1.0000e-005	0.0000	1.0000e-004	0.0000		0.0000	0.0000		0.0000	0.0000		2.2000e-004	2.2000e-004	0.0000		2.3000e-004
Total	**0.0214**	**0.0000**	**1.0000e-004**	**0.0000**		**0.0000**	**0.0000**		**0.0000**	**0.0000**		**2.2000e-004**	**2.2000e-004**	**0.0000**		**2.3000e-004**

Mitigated

	ROG	NOx	CO	SO2	Fugitive PM10	Exhaust PM10	PM10 Total	Fugitive PM2.5	Exhaust PM2.5	PM2.5 Total	Bio- CO2	NBio- CO2	Total CO2	CH4	N2O	CO2e
SubCategory	lb/day										lb/day					
Architectural Coating	0.0000					0.0000	0.0000		0.0000	0.0000			0.0000			0.0000
Consumer Products	0.0214					0.0000	0.0000		0.0000	0.0000			0.0000			0.0000
Landscaping	1.0000e-005	0.0000	1.0000e-004	0.0000		0.0000	0.0000		0.0000	0.0000		2.2000e-004	2.2000e-004	0.0000		2.3000e-004

Total	**0.0214**	**0.0000**	**1.0000e-004**	**0.0000**		**0.0000**	**0.0000**		**0.0000**	**0.0000**		**2.2000e-004**	**2.2000e-004**	**0.0000**		**2.3000e-004**

7.0 Water Detail

7.1 Mitigation Measures Water

8.0 Waste Detail

8.1 Mitigation Measures Waste

9.0 Operational Offroad

Equipment Type	Number	Hours/Day	Days/Year	Horse Power	Load Factor	Fuel Type

10.0 Vegetation

Pure Water Operational Worker Trips

San Diego County, Winter

1.0 Project Characteristics

1.1 Land Usage

Land Uses	Size	Metric	Lot Acreage	Floor Surface Area	Population
User Defined Industrial	1.00	User Defined Unit	1.00	1,000.00	0

1.2 Other Project Characteristics

Urbanization	Urban	**Wind Speed (m/s)**	2.6	**Precipitation Freq (Days)**	40
Climate Zone	13			**Operational Year**	2023
Utility Company	San Diego Gas & Electric				
CO2 Intensity (lb/MWhr)	720.49	**CH4 Intensity (lb/MWhr)**	0.029	**N2O Intensity (lb/MWhr)**	0.006

1.3 User Entered Comments & Non-Default Data

Project Characteristics -

Land Use - unit amount = 1

Construction Phase - No construction emissions modeled

Off-road Equipment -

Off-road Equipment -

Vehicle Trips - estimated 271 workers per day, 7 days per week, default San Diego County trip distances

Consumer Products - N/A

Area Coating - N/A

Landscape Equipment - N/A

Table Name	Column Name	Default Value	New Value
tblAreaCoating	ReapplicationRatePercent	10	0

tblLandUse	LandUseSquareFeet	0.00	1,000.00
tblLandUse	LotAcreage	0.00	1.00
tblProjectCharacteristics	OperationalYear	2014	2023
tblVehicleTrips	HO_TL	0.00	7.90
tblVehicleTrips	HO_TTP	0.00	39.60
tblVehicleTrips	HS_TL	0.00	7.10
tblVehicleTrips	HS_TTP	0.00	18.80
tblVehicleTrips	HW_TL	0.00	16.80
tblVehicleTrips	HW_TTP	0.00	41.60
tblVehicleTrips	PR_TP	0.00	100.00
tblVehicleTrips	ST_TR	0.00	572.00
tblVehicleTrips	SU_TR	0.00	572.00
tblVehicleTrips	WD_TR	0.00	572.00

2.0 Emissions Summary

2.2 Overall Operational

Unmitigated Operational

	ROG	NOx	CO	SO2	Fugitive PM10	Exhaust PM10	PM10 Total	Fugitive PM2.5	Exhaust PM2.5	PM2.5 Total	Bio- CO2	NBio- CO2	Total CO2	CH4	N2O	CO2e
Category	lb/day										lb/day					
Area	0.0214	0.0000	1.0000e-004	0.0000		0.0000	0.0000		0.0000	0.0000		2.2000e-004	2.2000e-004	0.0000		2.3000e-004
Energy	0.0000	0.0000	0.0000	0.0000		0.0000	0.0000		0.0000	0.0000		0.0000	0.0000	0.0000	0.0000	0.0000
Mobile	1.8414	4.0117	20.5248	0.0705	5.0449	0.0766	5.1215	1.3466	0.0707	1.4173		5,206.1385	5,206.1385	0.1819		5,209.9588
Total	**1.8628**	**4.0117**	**20.5249**	**0.0705**	**5.0449**	**0.0766**	**5.1215**	**1.3466**	**0.0707**	**1.4173**		**5,206.1388**	**5,206.1388**	**0.1819**	**0.0000**	**5,209.9590**

Mitigated Operational

	ROG	NOx	CO	SO2	Fugitive PM10	Exhaust PM10	PM10 Total	Fugitive PM2.5	Exhaust PM2.5	PM2.5 Total	Bio- CO2	NBio- CO2	Total CO2	CH4	N2O	CO2e
Category	lb/day										lb/day					
Area	0.0214	0.0000	1.0000e-004	0.0000		0.0000	0.0000		0.0000	0.0000		2.2000e-004	2.2000e-004	0.0000		2.3000e-004
Energy	0.0000	0.0000	0.0000	0.0000		0.0000	0.0000		0.0000	0.0000		0.0000	0.0000	0.0000	0.0000	0.0000
Mobile	1.8414	4.0117	20.5248	0.0705	5.0449	0.0766	5.1215	1.3466	0.0707	1.4173		5,206.1385	5,206.1385	0.1819		5,209.9588
Total	**1.8628**	**4.0117**	**20.5249**	**0.0705**	**5.0449**	**0.0766**	**5.1215**	**1.3466**	**0.0707**	**1.4173**		**5,206.1388**	**5,206.1388**	**0.1819**	**0.0000**	**5,209.9590**

	ROG	NOx	CO	SO2	Fugitive PM10	Exhaust PM10	PM10 Total	Fugitive PM2.5	Exhaust PM2.5	PM2.5 Total	Bio- CO2	NBio-CO2	Total CO2	CH4	N20	CO2e
Percent Reduction	**0.00**	**0.00**	**0.00**	**0.00**	**0.00**	**0.00**	**0.00**	**0.00**	**0.00**	**0.00**	**0.00**	**0.00**	**0.00**	**0.00**	**0.00**	**0.00**

4.0 Operational Detail - Mobile

4.1 Mitigation Measures Mobile

	ROG	NOx	CO	SO2	Fugitive PM10	Exhaust PM10	PM10 Total	Fugitive PM2.5	Exhaust PM2.5	PM2.5 Total	Bio- CO2	NBio- CO2	Total CO2	CH4	N2O	CO2e
Category	lb/day										lb/day					
Mitigated	1.8414	4.0117	20.5248	0.0705	5.0449	0.0766	5.1215	1.3466	0.0707	1.4173		5,206.1385	5,206.1385	0.1819		5,209.9588
Unmitigated	1.8414	4.0117	20.5248	0.0705	5.0449	0.0766	5.1215	1.3466	0.0707	1.4173		5,206.1385	5,206.1385	0.1819		5,209.9588

4.2 Trip Summary Information

	Average Daily Trip Rate			Unmitigated	Mitigated
Land Use	Weekday	Saturday	Sunday	Annual VMT	Annual VMT
User Defined Industrial	572.00	572.00	572.00	2,384,398	2,384,398
Total	572.00	572.00	572.00	2,384,398	2,384,398

4.3 Trip Type Information

	Miles			Trip %			Trip Purpose %		
Land Use	H-W or C-W	H-S or C-C	H-O or C-NW	H-W or C-W	H-S or C-C	H-O or C-NW	Primary	Diverted	Pass-by
User Defined Industrial	9.50	7.30	7.30	0.00	0.00	0.00	100	0	0

LDA	LDT1	LDT2	MDV	LHD1	LHD2	MHD	HHD	OBUS	UBUS	MCY	SBUS	MH
0.512248	0.073433	0.191497	0.131060	0.036113	0.005160	0.012598	0.023461	0.001877	0.002039	0.006522	0.000554	0.003439

5.0 Energy Detail

4.4 Fleet Mix

Historical Energy Use: N

5.1 Mitigation Measures Energy

	ROG	NOx	CO	SO2	Fugitive PM10	Exhaust PM10	PM10 Total	Fugitive PM2.5	Exhaust PM2.5	PM2.5 Total	Bio- CO2	NBio- CO2	Total CO2	CH4	N2O	CO2e
Category	lb/day										lb/day					
NaturalGas Mitigated	0.0000	0.0000	0.0000	0.0000		0.0000	0.0000		0.0000	0.0000		0.0000	0.0000	0.0000	0.0000	0.0000
NaturalGas Unmitigated	0.0000	0.0000	0.0000	0.0000		0.0000	0.0000		0.0000	0.0000		0.0000	0.0000	0.0000	0.0000	0.0000

5.2 Energy by Land Use - NaturalGas

Unmitigated

	NaturalGas Use	ROG	NOx	CO	SO2	Fugitive PM10	Exhaust PM10	PM10 Total	Fugitive PM2.5	Exhaust PM2.5	PM2.5 Total	Bio- CO2	NBio- CO2	Total CO2	CH4	N2O	CO2e
Land Use	kBTU/yr	lb/day										lb/day					
User Defined Industrial	0	0.0000	0.0000	0.0000	0.0000		0.0000	0.0000		0.0000	0.0000		0.0000	0.0000	0.0000	0.0000	0.0000
Total		**0.0000**	**0.0000**	**0.0000**	**0.0000**		**0.0000**	**0.0000**		**0.0000**	**0.0000**		**0.0000**	**0.0000**	**0.0000**	**0.0000**	**0.0000**

Mitigated

	NaturalGas Use	ROG	NOx	CO	SO2	Fugitive PM10	Exhaust PM10	PM10 Total	Fugitive PM2.5	Exhaust PM2.5	PM2.5 Total	Bio- CO2	NBio- CO2	Total CO2	CH4	N2O	CO2e
Land Use	kBTU/yr	lb/day										lb/day					
User Defined Industrial	0	0.0000	0.0000	0.0000	0.0000		0.0000	0.0000		0.0000	0.0000		0.0000	0.0000	0.0000	0.0000	0.0000
Total		**0.0000**	**0.0000**	**0.0000**	**0.0000**		**0.0000**	**0.0000**		**0.0000**	**0.0000**		**0.0000**	**0.0000**	**0.0000**	**0.0000**	**0.0000**

6.0 Area Detail

6.1 Mitigation Measures Area

	ROG	NOx	CO	SO2	Fugitive PM10	Exhaust PM10	PM10 Total	Fugitive PM2.5	Exhaust PM2.5	PM2.5 Total	Bio- CO2	NBio- CO2	Total CO2	CH4	N2O	CO2e

Category	lb/day										lb/day					
Mitigated	0.0214	0.0000	1.0000e-004	0.0000		0.0000	0.0000		0.0000	0.0000		2.2000e-004	2.2000e-004	0.0000		2.3000e-004
Unmitigated	0.0214	0.0000	1.0000e-004	0.0000		0.0000	0.0000		0.0000	0.0000		2.2000e-004	2.2000e-004	0.0000		2.3000e-004

6.2 Area by SubCategory

Unmitigated

	ROG	NOx	CO	SO2	Fugitive PM10	Exhaust PM10	PM10 Total	Fugitive PM2.5	Exhaust PM2.5	PM2.5 Total	Bio- CO2	NBio- CO2	Total CO2	CH4	N2O	CO2e
SubCategory	lb/day										lb/day					
Architectural Coating	0.0000					0.0000	0.0000		0.0000	0.0000			0.0000			0.0000
Consumer Products	0.0214					0.0000	0.0000		0.0000	0.0000			0.0000			0.0000
Landscaping	1.0000e-005	0.0000	1.0000e-004	0.0000		0.0000	0.0000		0.0000	0.0000		2.2000e-004	2.2000e-004	0.0000		2.3000e-004
Total	**0.0214**	**0.0000**	**1.0000e-004**	**0.0000**		**0.0000**	**0.0000**		**0.0000**	**0.0000**		**2.2000e-004**	**2.2000e-004**	**0.0000**		**2.3000e-004**

Mitigated

	ROG	NOx	CO	SO2	Fugitive PM10	Exhaust PM10	PM10 Total	Fugitive PM2.5	Exhaust PM2.5	PM2.5 Total	Bio- CO2	NBio- CO2	Total CO2	CH4	N2O	CO2e
SubCategory	lb/day										lb/day					
Architectural Coating	0.0000					0.0000	0.0000		0.0000	0.0000			0.0000			0.0000
Consumer Products	0.0214					0.0000	0.0000		0.0000	0.0000			0.0000			0.0000
Landscaping	1.0000e-005	0.0000	1.0000e-004	0.0000		0.0000	0.0000		0.0000	0.0000		2.2000e-004	2.2000e-004	0.0000		2.3000e-004

Total	**0.0214**	**0.0000**	**1.0000e-004**	**0.0000**		**0.0000**	**0.0000**		**0.0000**	**0.0000**		**2.2000e-004**	**2.2000e-004**	**0.0000**		**2.3000e-004**

7.0 Water Detail

7.1 Mitigation Measures Water

8.0 Waste Detail

8.1 Mitigation Measures Waste

9.0 Operational Offroad

Equipment Type	Number	Hours/Day	Days/Year	Horse Power	Load Factor	Fuel Type

10.0 Vegetation

Pure Water Project
Back Up Power at Pump Stations, HDWRP and AWPFs
Diesel Engine-Generator Emissions

Engine Rating	750	kW
	1060	HP
No. of Units	18	
Load Factor (1)	0.74	
Operating Schedule	1.0	hr/week
	50	weeks/yr (T&M[2])

	VOC	NOx	CO	SOx	PM10	PM2.5
gm/BHP-hr (1)	0.194	3.058	1.031	0.005	0.058	0.058
lb/day	6.04	95.19	32.09	0.16	1.81	1.81
metric ton/yr						

Notes:
(1) Emissions calculated using factors derived from CalEEMod User's Guide, Appendix D, for generators > 1,001 HP operating in 2023
(2) T&M = Testing and Maintenance. Annual T&M limited to 50 hrs/hr per CARB ATCM for stationary engines (CARB 2011)
CARB. 2011. § 93115.6 ATCM for Stationary CI Engines – Emergency Standby Diesel Fuel CI Engine (>50 bhp) Operating Requirements