APPENDIX E

Greenhouse Gas Emissions Analysis

GREENHOUSE GAS EMISSIONS ANALYSIS
for the
Pure Water Program
City of San Diego, California
City Project No. 438188

Prepared for:

City of San Diego
Planning Department
Environmental and Resource Analysis Division
1010 Second Avenue , Suite 1200
East Tower, MS 412
San Diego, California 92101

Prepared by:

DUDEK
605 Third Street
Encinitas, California 92024
Contact: Jennifer Longabaugh, AICP, LEED AP ND
760.479.4856

FEBRUARY 2016

Printed on 30% post-consumer recycled material.

TABLE OF CONTENTS

Section **Page No.**

ACRONYMS AND ABBREVIATIONS ..... **III**

SUMMARY ..... **V**

1 INTRODUCTION **1**
- 1.1 Purpose 1
- 1.2 Project Location 1
- 1.3 Project Description 1

2 BACKGROUND **15**
- 2.1 The Greenhouse Effect and Greenhouse Gases 15
- 2.2 Contributions to Greenhouse Gas Emissions 16
- 2.3 Potential Effects of Human Activity on Climate Change 17

3 REGULATORY SETTING **19**
- 3.1 Federal Activities 19
- 3.2 State of California 21

4 THRESHOLDS OF SIGNIFICANCE **33**

5 IMPACTS **35**
- 5.1 Construction Impacts 35
- 5.2 Operational Impacts 43
- 5.3 Summary of GHG Emissions 50
- 5.4 Compliance with Applicable Plans and Policies 51
- 5.5 Assessment of GHG Impacts 54

6 REFERENCES **55**

APPENDICES

A CalEEMod Outputs and Estimated Construction Emissions
B CalEEMod Outputs and Estimated Operational Emissions

FIGURES

1 Regional Map 3
2 Vicinity Map 5
3 Pure Water Program System Overview 7
4 North City Component 9
5 South Bay Component 11
6 Central Area Component 13

TABLE OF CONTENTS (CONTINUED)

Page No.

TABLES

1 GHG Sources in California 16
2 Conceptual Pure Water Program Construction Phasing Assumptions 35
3 Construction Equipment – Pipelines 38
4 Construction Equipment – Pump Stations 41
5 Construction Equipment – Facilities 42
6 Estimated Annual Construction GHG Emissions 42
7 Estimated Annual Motor Vehicle GHG Emissions 44
8 Electricity Consumption for Typical Urban Water Systems versus Pure Water 45
9 Estimated Annual Electricity Consumption GHG Emissions 46
10 Estimated Annual Wastewater Process and Discharge GHG Emissions 49
11 Estimated Annual Diesel Generators GHG Emissions 50
12 Summary of Estimated Annual GHG Emissions 50

ACRONYMS AND ABBREVIATIONS

Acronym/Abbreviation	Definition
AB	Assembly Bill
AWPF	Advanced Water Purification Facility
BAAQMD	Bay Area Air Quality Management District
CAA	Clean Air Act
CAAQS	California Ambient Air Quality Standards
CAFÉ	Corporate Average Fuel Economy
CAP	Climate Action Plan
CARB	California Air Resources Board
CAT	Climate Action Team
CAAWPF	Central Area Advanced Water Purification Facility
CEC	California Energy Commission
CalGreen	California's Green Building Standards
CalEEMod	California Emissions Estimator Model
CEQA	California Environmental Quality Act
CH4	methane
City	City of San Diego
CO2	carbon dioxide
CO2E	carbon dioxide equivalent
CAPCOA	California Air Pollution Control Officers Association
CPUC	California Public Utilities Commission
EPA	United States Environmental Protection Agency
GHG	greenhouse gas emissions
GWP	global warming potential
HFCs	hydrofluorocarbons
IPCC	Intergovernmental Panel on Climate Change
kW-hr	kilowatts per hour
MG	million gallons
MGD	million gallons per day
MMT	million metric tons
MT	metric tons
NAAQS	National Ambient Air Quality Standards
NCAWPF	North City Advanced Water Purification Facility
NF3	nitrogen trifluoride
NHTSA	National Highway Traffic Safety Association
N2	nitrogen gas
N2O	nitrous oxide
NOx	oxides of nitrogen
NO3	nitrate
O3	ozone
PFCs	perfluorocarbons
PLWTP	Point Loma Wastewater Treatment Plant

Acronym/Abbreviation	Definition
Program	Pure Water Program
RPS	Renewable Portfolio Standard
RTP/SCS	Regional Transportation Plan/Sustainable Communities Strategy
SB	Senate Bill
SBAWPF	South Bay Advanced Water Purification Facility
SDAB	South Diego Air Basin
SDAPCD	San Diego Air Pollution Control District
SDG&E	San Diego Gas and Electric
SF6	sulfur hexafluoride
WRP	water reclamation plant
WWTP	wastewater treatment plant
VOC	volatile organic compound

SUMMARY

The Pure Water Program (Program) consists of the design and construction of new advanced water purification facilities (AWPFs) and a new wastewater treatment plant (WWTP); upgrades to existing wastewater treatment facilities; and design and construction of new pump stations and pipelines. The Program would create at least 83 million gallons per day (MGD) of locally controlled potable water and reduce flows to the Point Loma Wastewater Treatment Plant (PLWTP), which in turn would reduce total suspended solids discharged to the ocean. The Program would construct facilities that have the ability to produce at least 83 MGD by 2035[1]. The North City AWPF (NCAWPF) could produce a total of 31.4 MGD, 30 MGD of which would be pumped to the San Vicente Reservoir for reservoir augmentation and 1.4 MGD of which would serve existing recycled water customers for non-potable uses.. The Central Area AWPF (CAAWPF) could produce between 38 to 53 MGD of purified water. The South Bay AWPF (SBAWPF) could produce up to 15 MGD of purified water.

The Program's potential effect on global climate change was evaluated, and emissions of greenhouse gases (GHGs) were estimated based on the use of construction equipment and vehicle trips associated with construction activities, as well as operational emissions once construction phases are complete. The annual Program-generated GHG emissions were estimated to result in a net reduction of approximately 19,445 metric tons of carbon dioxide equivalent (MT CO_2E) per year as a result of Program operations, which would be below the 900 MT CO_2E per year screening threshold that has been established for the purposes of assessing GHG emissions of projects in the City of San Diego. Therefore, GHG impacts would be considered **less than significant**.

[1] Although at least 83 MGD would be produced under the Pure Water Program, for the purposes of emissions calculations, 84.4 MGD was analyzed to account for an additional 1.4 MGD of recycled water to be generated at the NCAWPF.

INTENTIONALLY LEFT BLANK

1 INTRODUCTION

1.1 Purpose

The purpose of this report is to estimate and evaluate the potential greenhouse gas (GHG) impacts associated with implementation of the Pure Water Program (Program) relative to the City's significance thresholds for GHGs. The report includes a quantitative analysis of Program-related greenhouse gas emissions.

1.2 Project Location

The Program includes a variety of facilities located throughout the central and southern coastal areas of San Diego County (see Figures 1 and 2). An overview of the overall Program system is shown on Figure 3. The Program location can be generally described in three major geographic components: North City Area, South Bay Area, and the Central Area (see Figures 4, 5, and 6). New treatment facilities and the majority of pump stations would be located within the corporate boundaries of the City of San Diego (City). Pipelines would traverse a number of local jurisdictions, including the Cities of San Diego, La Mesa, El Cajon, Santee, Chula Vista, National City and the community of Lakeside in unincorporated San Diego County, in addition to federal lands within MCAS Miramar, Naval Base Point Loma and the U.S. Marine Corp Recruit Depot. The Program also includes reservoir augmentation at two City-owned and operated reservoirs outside of the City limits: San Vicente Reservoir and Otay Reservoir.

1.3 Project Description

The Program would use advance water purification technology to produce potable water from recycled water and provide a safe, reliable and cost-effective drinking water supply for San Diego, while at the same time reducing the City's reliance on imported water. The City currently relies on imported water for over 85% of its water supply, including the California Bay-Delta and the Colorado Rivers (conveyed via the California Aqueduct and the Colorado River Aqueduct, respectively). The region's reliance on imported water causes San Diego's water supply to be vulnerable to impacts from shortages and susceptible to price increases. In addition, drought conditions further impact water supply availability. Due to severe drought in California, the 2014 water allocation from the State Water Project is only 5% of normal, forcing water agencies to draw down water reserves, implement mandatory conservation measures, and search for new, dependable sources of water.

The Program consists of the design and construction of new advanced water purification facilities and a new wastewater treatment plant; upgrades to existing wastewater treatment facilities; and design and construction of new pump stations and pipelines. The Program would construct AWPFs at the existing North City and South Bay WRPs; and a third AWPF and new

water reclamation plant would be constructed to serve the Central Area. pump station and pipeline facilities would convey different types of flows to and from the treatment facilities for: 1) diverting wastewater flows to water reclamation facilities; 2) conveying recycled water to advanced water purification facilities; 3) conveying purified water from AWPFs to either the San Vicente or Lower Otay Reservoirs; and 4) transporting waste flows (brine and sludge) from treatment processes to solids handling facilities or back into the Metro System. Upgrades would also occur at the Metropolitan Biosolids Center (MBC) and Point Loma Wastewater Treatment Plant (PLWTP) to handle the additional brine and sludge produced by the WRP expansions and advanced water purification process.

The Program would create 83 MGD[2] of locally controlled potable water and reduce flows to the PLWTP, which in turn would reduce total suspended solids discharged to the ocean. The Program would construct facilities that have the ability to produce at least 83 MGD by 2035. The North City AWPF (NCAWPF) could produce a total of 31.4 MGD, 30 MGD of which would be pumped to the San Vicente Reservoir for reservoir augmentation and 1.4 MGD of which would serve existing recycled water customers for non-potable uses. The Central Area AWPF (CAAWPF; part of the Central Area component) could produce between 38 to 53 MGD of purified water. The South Bay AWPF (SBAWPF) could produce up to 15 MGD of purified water.

[2] Although at least 83 MGD would be produced under the Pure Water Program, for the purposes of emissions calculations, 84.4 MGD was analyzed to account for an additional 1.4 MGD of recycled water to be generated at the NCAWPF.

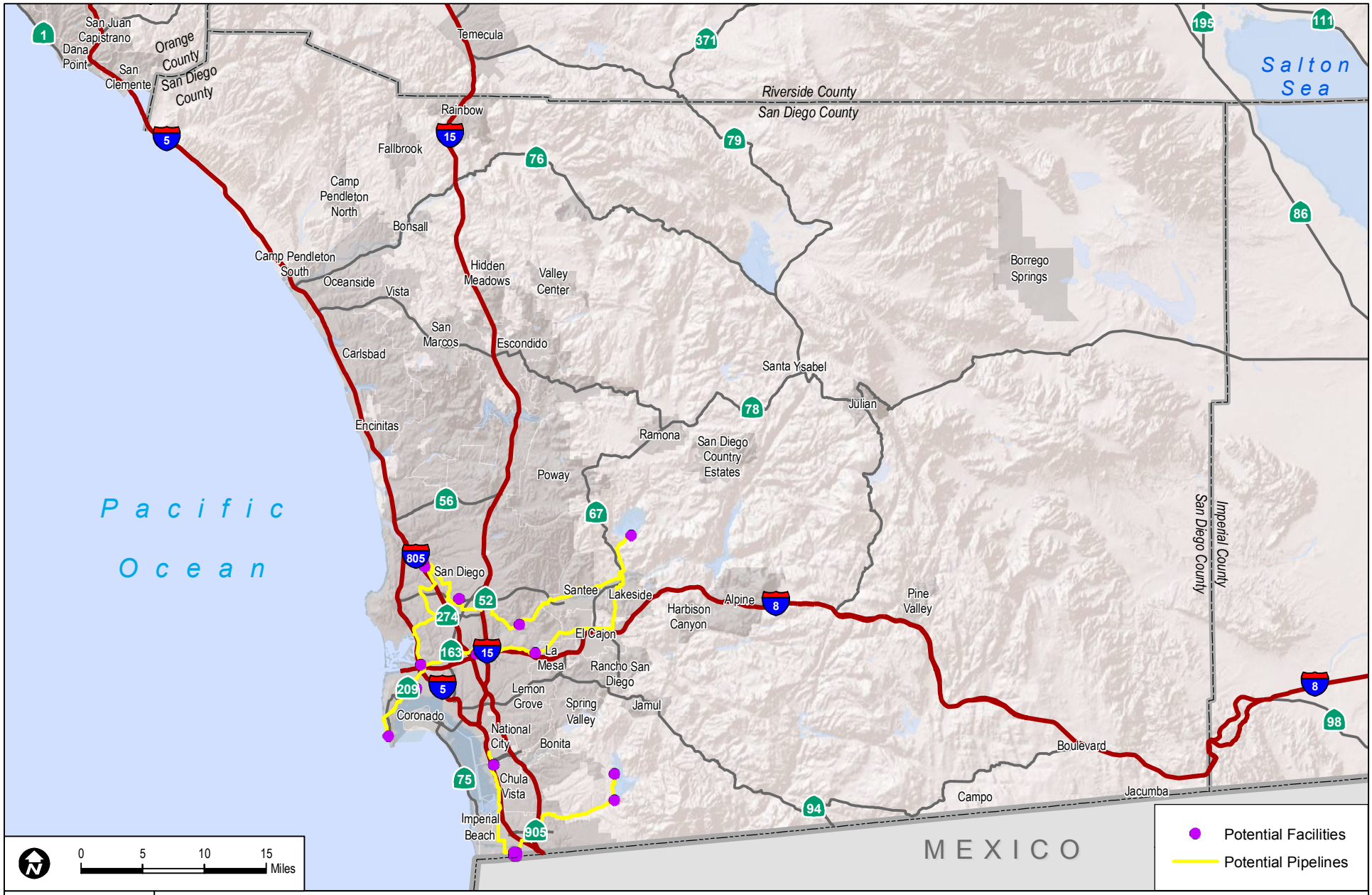

DUDEK

7643-27

FIGURE 1

Regional Map

Pure Water Program Greenhouse Gas Analysis

INTENTIONALLY LEFT BLANK

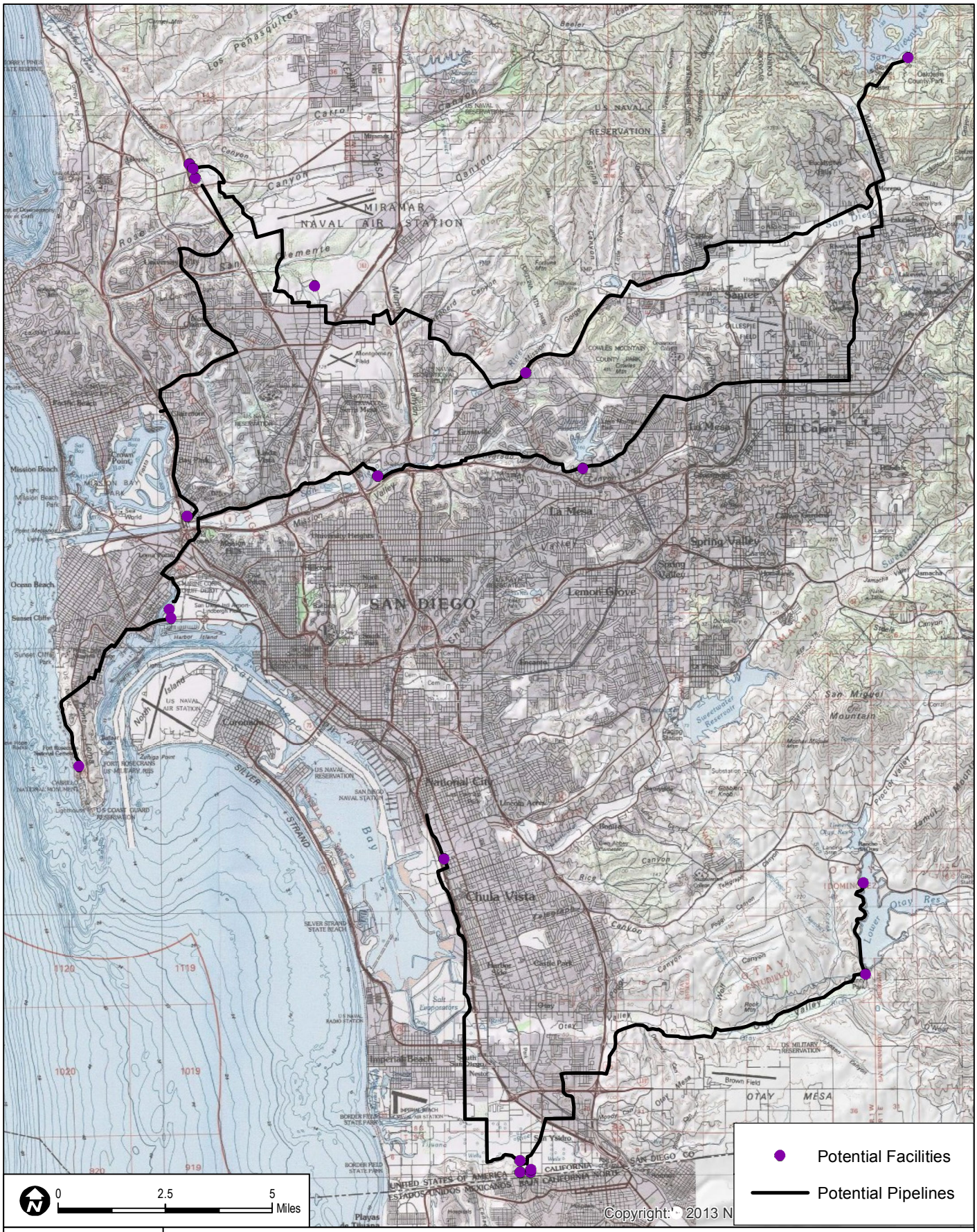

DUDEK

7643-27

SOURCE: USGS 7.5-Minute Series - Del Mar, El Cajon, Imperial Beach, Jamul Mountains, La Jolla, La Mesa, National City, Otay Mesa, Point Loma, and San Vicente Reservoir Quadrangles.

FIGURE 2
Vicinity Map

Pure Water Program Greenhouse Gas Analysis

INTENTIONALLY LEFT BLANK

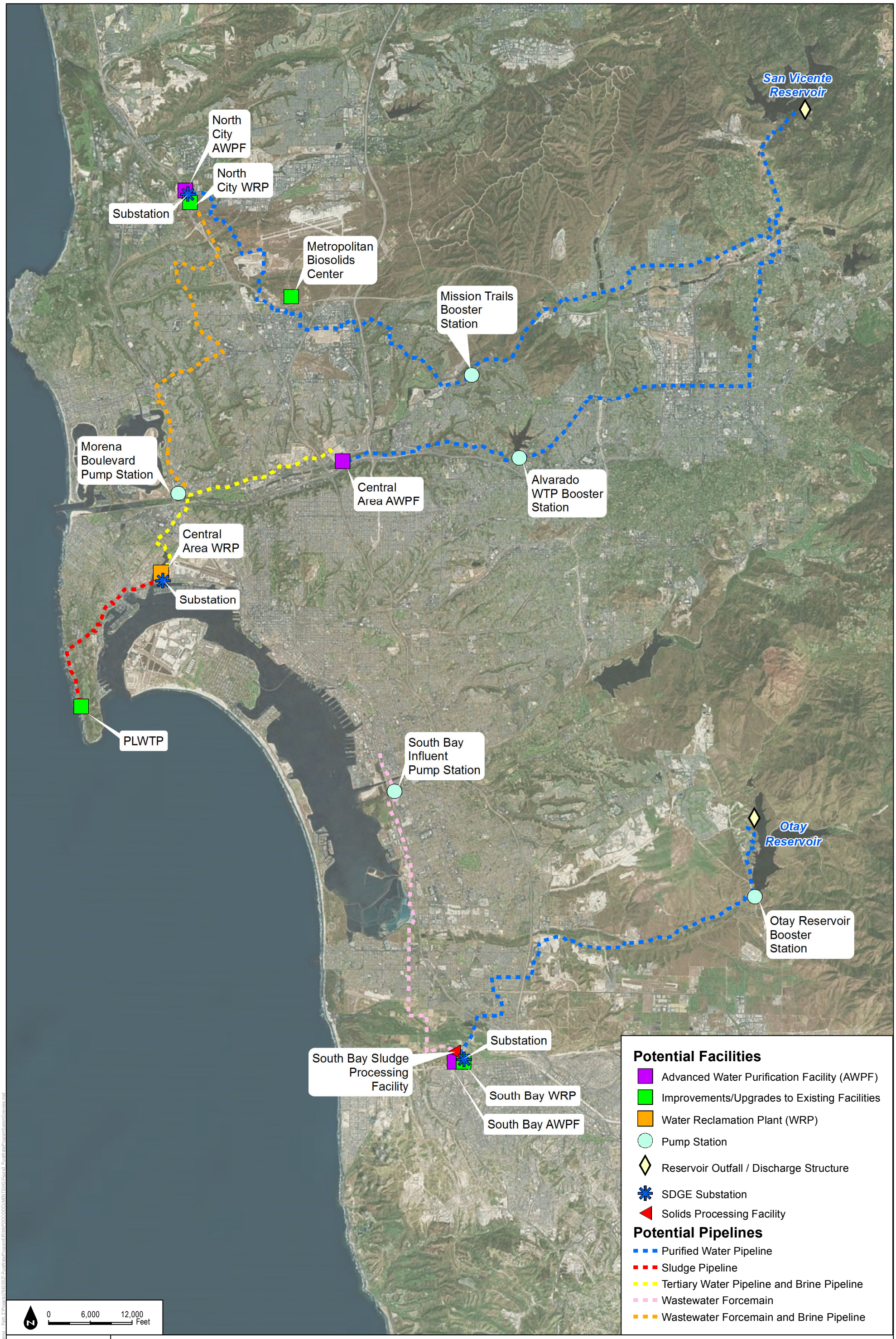

DUDEK

SOURCE: Bing Imagery, 2015, SANGIS, 2015.

FIGURE 3

Pure Water Program System Overview

Pure Water Program Greenhouse Gas Analysis

INTENTIONALLY LEFT BLANK

SOURCE: Bing Imagery, 2015; SANGIS, 2015.

DUDEK

FIGURE 4

North City Component

Pure Water Program Greenhouse Gas Analysis

INTENTIONALLY LEFT BLANK

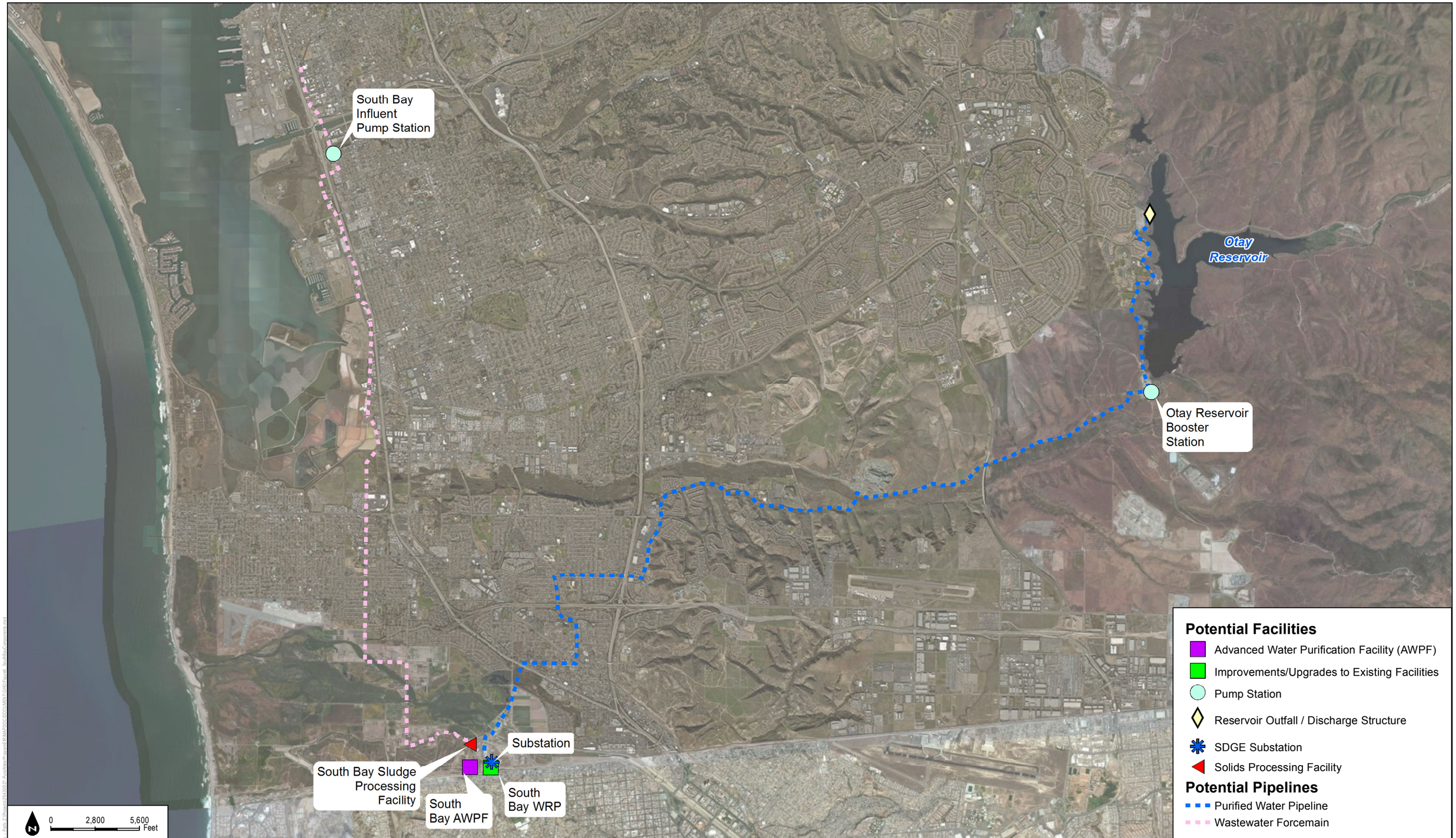

DUDEK

SOURCE: Google Imagery, 2015, SANGIS, 2015.

FIGURE 5

South Bay Component

Pure Water Program Greenhouse Gas Analysis

INTENTIONALLY LEFT BLANK

DUDEK

7643-27

SOURCE: Bing Imagery, 2015, SANGIS, 2015.

FIGURE 6

Central Area Component

Pure Water Program Greenhouse Gas Analysis

INTENTIONALLY LEFT BLANK

2 BACKGROUND

2.1 The Greenhouse Effect and Greenhouse Gases

Climate change refers to any significant change in measures of climate, such as temperature, precipitation, or wind, lasting for an extended period (decades or longer). Gases that trap heat in the atmosphere are often called "greenhouse gases" (GHGs). The greenhouse effect traps heat in the troposphere through a threefold process as follows: Short-wave radiation emitted by the Sun is absorbed by the Earth; the Earth emits a portion of this energy in the form of long-wave radiation; and GHGs in the upper atmosphere absorb this long-wave radiation and emit it into space and toward the Earth. This "trapping" of the long-wave (thermal) radiation emitted back toward the Earth is the underlying process of the greenhouse effect. Principal GHGs include carbon dioxide (CO_2), methane (CH_4), nitrous oxide (N_2O), ozone (O_3), and water vapor (H_2O). Some GHGs, such as CO_2, CH_4, and N_2O, occur naturally and are emitted to the atmosphere through natural processes and human activities. Of these gases, CO_2 and CH_4 are emitted in the greatest quantities from human activities. Emissions of CO_2 are largely byproducts of fossil fuel combustion, whereas CH_4 results mostly from off-gassing associated with agricultural practices and landfills. Man-made GHGs, which have a much greater heat-absorption potential than CO_2, include fluorinated gases, such as hydrofluorocarbons (HFCs), perfluorocarbons (PFCs), sulfur hexafluoride (SF_6), and nitrogen trifluoride (NF_3), which are associated with certain industrial products and processes (CAT 2015).

Temperatures are projected to rise 2°F to 4°F in most areas of the United States over the next few decades. Reductions in some short-lived human-induced emissions that contribute to warming, such as black carbon (soot) and methane, could reduce some of the projected warming over the next couple of decades, because, unlike carbon dioxide, these gases and particles have relatively short atmospheric lifetimes. The amount of warming projected beyond the next few decades is directly linked to the cumulative global emissions of heat-trapping gases and particles. By the end of this century, a roughly 3°F to 5°F rise is projected under a lower emissions scenario, which would require substantial reductions in emissions, and a 5°F to 10°F rise for a higher emissions scenario assuming continued increases in emissions, predominantly from fossil fuel combustion (National Climatic Data Center 2014).

The effect each GHG has on climate change is measured as a combination of the mass of its emissions and the potential of a gas or aerosol to trap heat in the atmosphere, known as its "global warming potential" (GWP). GWP varies between GHGs; for example, the GWP of CH_4 is 21, and the GWP of N_2O is 310. Total GHG emissions are expressed as a function of how

much warming would be caused by the same mass of CO_2. Thus, GHG gas emissions are typically measured in terms of pounds or tons of "CO_2 equivalent" (CO_2E).[3]

2.2 Contributions to Greenhouse Gas Emissions

In 2012, the United States produced 6,525 million metric tons (MMT) of CO_2E (EPA 2014). The primary GHG emitted by human activities in the United States was CO_2, representing approximately 82.5% of total GHG emissions. The largest source of CO_2, and of overall GHG emissions, was fossil-fuel combustion, which accounted for approximately 94.2% of the CO_2 emissions.

According to the 2012 GHG inventory data compiled by the California Air Resources Board (CARB) for the California Greenhouse Gas Inventory for 2000–2012, California emitted 459 MMT CO_2E of GHGs, including emissions resulting from out-of-state electrical generation (CARB 2014a). The primary contributors to GHG emissions in California are transportation, industry, electric power production from both in-state and out-of-state sources, agriculture, and other sources, which include commercial and residential activities. GHG emissions associated with water and wastewater supply, treatment and conveyance are included in residential, commercial, industrial activities as well as electrical consumption associated with treatment and conveyance. These primary contributors to California's GHG emissions and their relative contributions in 2012 are presented in Table 1.

Table 1
GHG Sources in California

Source Category	Annual GHG Emissions (MMT CO_2E)	% of Total[a]
Agriculture	37.86	8.3%
Commercial uses	14.20	3.1%
Electric power	95.09[b]	20.7%
Industrial uses	89.16	19.4%
Recycling and waste	8.49	1.9%
Residential uses	28.09	6.1%
Transportation	167.38	36.5%
High GWP substances	18.41	4.0%
Totals[c]	**458.68**	**100%**

Source: CARB 2014a.
MMT CO_2E = million metric tons of carbon dioxide equivalent
[a] Percentage of total has been rounded.
[b] Includes emissions associated with imported electricity, which account for 44.07 MMT CO_2E annually.

[3] The CO_2 equivalent for a gas is derived by multiplying the mass of the gas by the associated GWP, such that metric tons of CO_2E = (metric tons of a GHG) × (GWP of the GHG). CalEEMod assumes that the GWP for CH_4 is 21, which means that emissions of 1 metric ton of CH_4 are equivalent to emissions of 21 metric tons of CO_2, and the GWP for N_2O is 310, based on the Intergovernmental Panel on Climate Change (IPCC) Second Assessment Report. Although the IPCC has released subsequent Assessment Reports with updated GWPs, CARB reporting and other statewide documents utilize the GWP in the IPCC Second Assessment Report. As such, it is appropriate to use the hardwired GWP values in CalEEMod from the IPCC Second Assessment Report.

[c] Totals may not sum due to rounding.

2.3 Potential Effects of Human Activity on Climate Change

According to CARB, some of the potential impacts in California of global warming may include loss in snow pack, sea level rise, more extreme heat days per year, more high O_3 days, more large forest fires, and more drought years (CAT 2010a). Several recent studies have attempted to explore the possible negative consequences that climate change, left unchecked, could have in California. These reports acknowledge that climate scientists' understanding of the complex global climate system, and the interplay of the various internal and external factors that affect climate change, remains too limited to yield scientifically valid conclusions on such a localized scale. Substantial work has been done at the international and national level to evaluate climatic impacts, but far less information is available on regional and local impacts.

The primary effect of global climate change has been a rise in average global tropospheric temperature of 0.2°C per decade, determined from meteorological measurements worldwide between 1990 and 2005.

Although climate change is driven by global atmospheric conditions, climate change impacts are felt locally. Climate change is already affecting California: Average temperatures have increased, leading to more extreme hot days and fewer cold nights; shifts in the water cycle have been observed, with less winter precipitation falling in the form of snow, and both snowmelt and rainwater running off earlier in the year; sea levels have risen; and wildland fires are becoming more frequent and intense due to dry seasons that start earlier and end later (CAT 2010a). Climate change modeling using 2000 emission rates shows that further warming would occur, which would induce further changes in the global climate system during the current century. Changes to the global climate system and ecosystems and to California would include, but would not be limited to:

- Changes in precipitation or melting snow and ice that are altering hydrological systems and affecting water resources in terms of quantity and/or quality (IPCC 2014).
- Changes in terrestrial, freshwater and marine specific as to their geographic ranges, seasonal activities, migration patterns and species interactions (IPCC 2014).
- Negative impacts on agricultural crop yields (IPCC 2014).
- Impacts from climate-related extremes such as heat waves, droughts, floods, wildfires and other natural disasters (IPCC 2014).
- A decline of Sierra snowpack, which is one of three primary water sources in California (in addition to reservoirs and groundwater). The Sierra Nevada snowpack is currently at 14% of normal (California Department of Water Resources 2015).

- Rising regional sea level increases high-tide water levels and augments extreme storm-forced sea-level fluctuations, allowing more wave energy to reach farther shoreward and thus increasing the potential for coastal flooding (CEC 2012a).

3 REGULATORY SETTING

3.1 Federal Activities

Massachusetts vs. EPA. On April 2, 2007, in *Massachusetts v. EPA*, the Supreme Court directed the U.S. Environmental Protection Agency (EPA) Administrator to determine whether GHG emissions from new motor vehicles cause or contribute to air pollution that may reasonably be anticipated to endanger public health or welfare, or whether the science is too uncertain to make a reasoned decision. In making these decisions, the EPA Administrator is required to follow the language of Section 202(a) of the Clean Air Act (CAA). On December 7, 2009, the Administrator signed a final rule with two distinct findings regarding GHGs under Section 202(a) of the CAA:

- The Administrator found that elevated concentrations of GHGs—CO_2, CH_4, N_2O, HFCs, PFCs, and SF_6—in the atmosphere threaten the public health and welfare of current and future generations. This is referred to as the "endangerment finding."
- The Administrator further found the combined emissions of GHGs—CO_2, CH_4, N_2O, and HFCs—from new motor vehicles and new motor vehicle engines contribute to the GHG air pollution that endangers public health and welfare. This is referred to as the "cause or contribute finding."

These two findings were necessary to establish the foundation for regulation of GHGs from new motor vehicles as air pollutants under the CAA.

Energy Independence and Security Act. On December 19, 2007, President Bush signed the Energy Independence and Security Act of 2007. Among other key measures, the Act would do the following, which would aid in the reduction of national GHG emissions:

1. Increase the supply of alternative fuel sources by setting a mandatory Renewable Fuel Standard (RFS) requiring fuel producers to use at least 36 billion gallons of biofuel in 2022.
2. Set a target of 35 miles per gallon (mpg) for the combined fleet of cars and light trucks by model year 2020 and direct National Highway Traffic Safety Administration (NHTSA) to establish a fuel economy program for medium- and heavy-duty trucks and create a separate fuel economy standard for work trucks.
3. Prescribe or revise standards affecting regional efficiency for heating and cooling products and procedures for new or amended standards, energy conservation, energy efficiency labeling for consumer electronic products, residential boiler efficiency, electric motor efficiency, and home appliances.

EPA and NHTSA Joint Final Rule for Vehicle Standards. On April 1, 2010, the EPA and NHTSA announced a joint final rule to establish a national program consisting of new standards for light-duty vehicles model years 2012 through 2016. The joint rule is intended to reduce GHG emissions and improve fuel economy. The EPA is finalizing the first-ever national GHG emissions standards under the CAA, and NHTSA is finalizing Corporate Average Fuel Economy (CAFE) standards under the Energy Policy and Conservation Act (EPA 2010). This final rule follows the EPA and Department of Transportation's joint proposal on September 15, 2009, and is the result of President Obama's May 2009 announcement of a national program to reduce greenhouse gases and improve fuel economy (EPA 2011). The final rule became effective on July 6, 2010 (75 FR 25324–25728).

The EPA GHG standards require new passenger cars, light-duty trucks, and medium-duty passenger vehicles to meet an estimated combined average emissions level of 250 grams of CO_2 per mile in model year 2016, equivalent to 35.5 mpg if the automotive industry were to meet this CO_2 level through fuel economy improvements alone. The CAFE standards for passenger cars and light trucks will be phased in between 2012 and 2016, with the final standards equivalent to 37.8 mpg for passenger cars and 28.8 mpg for light trucks, resulting in an estimated combined average of 34.1 mpg. Together, these standards will cut GHG emissions by an estimated 960 MMT and 1.8 billion barrels of oil over the lifetime of the vehicles sold under the program. The rules will simultaneously reduce GHG emissions, improve energy security, increase fuel savings, and provide clarity and predictability for manufacturers (EPA 2011).

In August 2012, the EPA and NHTSA approved a second round of GHG and CAFE standards for model years 2017 and beyond (77 FR 62623–63200). These standards will reduce motor vehicle GHG emissions to 163 grams of CO_2 per mile, which is equivalent to 54.5 mpg if this level were achieved solely through improvements in fuel efficiency, for cars and light-duty trucks by model year 2025. A portion of these improvements, however, will likely be made through improvements in air conditioning leakage and through use of alternative refrigerants, which would not contribute to fuel economy. The first phase of the CAFE standards, for model year 2017 to 2021, are projected to require, on an average industry fleet-wide basis, a range from 40.3 to 41.0 mpg in model year 2021. The second phase of the CAFE program, for model years 2022 to 2025, are projected to require, on an average industry fleet-wide basis, a range from 48.7 to 49.7 mpg in model year 2025. The second phase of standards have not been finalized due to the statutory requirement that NHTSA set average fuel economy standards not more than five model years at a time. The regulations also include targeted incentives to encourage early adoption and introduction into the marketplace of advanced technologies to dramatically improve vehicle performance, including:

- Incentives for electric vehicles, plug-in hybrid electric vehicles, and fuel cells vehicles.
- Incentives for hybrid technologies for large pickups and for other technologies that achieve high fuel economy levels on large pickups.

- Incentives for natural gas vehicles.
- Credits for technologies with potential to achieve real-world greenhouse gas reductions and fuel economy improvements that are not captured by the standards test procedures.

3.2 State of California

Title 24

Title 24 of the California Code of Regulations was established in 1978, and serves to enhance and regulate California's building standards. While not initially promulgated to reduce GHG emissions, Part 6 of Title 24 specifically establishes energy efficiency standards for residential and non-residential buildings constructed in the State of California in order to reduce energy demand and consumption. Part 6 is updated periodically to incorporate and consider new energy efficiency technologies and methodologies. The most recent amendments, referred to as the 2013 standards, become effective on July 1, 2014. Buildings constructed in accordance with the 2013 standards will use 25% less energy for lighting, heating, cooling, ventilation, and water heating than the 2008 standards. Additionally, the standards will save 200 million gallons of water per year and avoid 170,500 tons of GHG emissions per year (CEC 2012b).

Title 24 also includes Part 11, known as California's Green Building Standards (CALGreen). The CALGreen standards took effect in January 2011, and instituted mandatory minimum environmental performance standards for all ground-up, new construction of commercial, low-rise residential and state-owned buildings, as well as schools and hospitals. The mandatory standards require:

- 20% mandatory reduction in indoor water use.
- 50% of construction and demolition waste must be diverted from landfills.
- Mandatory inspections of energy systems to ensure optimal working efficiency.
- Low-pollutant emitting exterior and interior finish materials, such as paints, carpets, vinyl flooring and particle boards.

The CALGreen standards also include voluntary efficiency measures that are provided at two separate tiers and implemented per the discretion of local agencies and applicants. CALGreen's Tier 1 standards call for a 15% improvement in energy requirements; more strict water conservation; 65% diversion of construction and demolition waste; 10% recycled content in building materials; 20% permeable paving; 20% cement reduction; and, cool/solar reflective roofs. CALGreen's more rigorous Tier 2 standards call for a 30% improvement in energy requirements; more strict water conservation; 75% diversion of construction and demolition waste; 15% recycled content in building materials; 30% permeable paving; 30% cement reduction; and, cool/solar reflective roofs.

Assembly Bill (AB) 1493. In a response to the transportation sector accounting for more than half of California's CO_2 emissions, AB 1493 (Pavley) was enacted on July 22, 2002. AB 1493 required CARB to set GHG emission standards for passenger vehicles, light-duty trucks, and other vehicles determined by the state board to be vehicles whose primary use is noncommercial personal transportation in the state. The bill required that CARB set GHG emission standards for motor vehicles manufactured in 2009 and all subsequent model years. CARB adopted the standards in September 2004. When fully phased in, the near-term (2009–2012) standards will result in a reduction of about 22% in GHG emissions compared to the emissions from the 2002 fleet, while the mid-term (2013–2016) standards will result in a reduction of about 30%.

Before these regulations could go into effect, the EPA had to grant California a waiver under the federal CAA, which ordinarily preempts state regulation of motor vehicle emission standards. The waiver was granted by Lisa Jackson, the EPA Administrator, on June 30, 2009. On March 29, 2010, the CARB Executive Officer approved revisions to the motor vehicle GHG standards to harmonize the state program with the national program for 2012–2016 model years (see "EPA and NHTSA Joint Final Rule for Vehicle Standards" above). The revised regulations became effective on April 1, 2010.

Executive Order S-3-05. In June 2005, Governor Schwarzenegger established California's GHG emissions reduction targets in Executive Order S-3-05. The Executive Order established the following goals: GHG emissions should be reduced to 2000 levels by 2010; GHG emissions should be reduced to 1990 levels by 2020; and GHG emissions should be reduced to 80% below 1990 levels by 2050. The California EPA secretary is required to coordinate efforts of various agencies to collectively and efficiently reduce GHGs. The Climate Action Team is responsible for implementing global warming emissions reduction programs. Representatives from several state agencies comprise the Climate Action Team. The Climate Action Team fulfilled its report requirements through the March 2006 Climate Action Team Report to the governor and the legislature (CAT 2006).

The 2009 *Climate Action Team Biennial Report* (CAT 2010b), published in April 2010, expands on the policy outlined in the 2006 assessment. The 2009 report provides new information and scientific findings regarding the development of new climate and sea level projections using new information and tools that have recently become available and evaluates climate change within the context of broader social changes, such as land use changes and demographics. The 2009 report also identifies the need for additional research in several different aspects that affect climate change in order to support effective climate change strategies. The aspects of climate change determined to require future research include vehicle and fuel technologies, land use and smart growth, electricity and natural gas, energy efficiency, renewable energy and reduced carbon energy sources, low GHG technologies for other sectors, carbon sequestration, terrestrial sequestration, geologic sequestration, economic impacts and considerations, social science, and environmental justice.

Subsequently, the 2010 *Climate Action Team Report to Governor Schwarzenegger and the California Legislature* (CAT 2010a) reviews past climate action milestones including voluntary reporting programs, GHG standards for passenger vehicles, the Low Carbon Fuel Standard, a statewide renewable energy standard, and the cap-and-trade program. Additionally, the 2010 report includes a cataloguing of recent research and ongoing projects; mitigation and adaptation strategies identified by sector (e.g., agriculture, biodiversity, electricity, and natural gas); actions that can be taken at the regional, national, and international levels to mitigate the adverse effects of climate change; and today's outlook on future conditions.

AB 32. In furtherance of the goals established in Executive Order S-3-05, the legislature enacted AB 32 (Núñez and Pavley), the California Global Warming Solutions Act of 2006, which Governor Schwarzenegger signed on September 27, 2006. The GHG emissions limit is equivalent to the 1990 levels, which are to be achieved by 2020.

CARB has been assigned to carry out and develop the programs and requirements necessary to achieve the goals of AB 32. Under AB 32, CARB must adopt regulations requiring the reporting and verification of statewide GHG emissions. This program will be used to monitor and enforce compliance with the established standards. CARB is also required to adopt rules and regulations to achieve the maximum technologically feasible and cost-effective GHG emission reductions. AB 32 allows CARB to adopt market-based compliance mechanisms to meet the specified requirements. Finally, CARB is ultimately responsible for monitoring compliance and enforcing any rule, regulation, order, emission limitation, emission reduction measure, or market-based compliance mechanism adopted.

The first action under AB 32 resulted in the adoption of a report listing early action GHG emission reduction measures on June 21, 2007. The early actions include three specific GHG control rules. On October 25, 2007, CARB approved an additional six early action GHG reduction measures under AB 32. The three original early action regulations meeting the narrow legal definition of "discrete early action GHG reduction measures" include:

1. A low-carbon fuel standard to reduce the "carbon intensity" of California fuels.
2. Reduction of refrigerant losses from motor vehicle air conditioning system maintenance to restrict the sale of "do-it-yourself" automotive refrigerants.
3. Increased methane capture from landfills to require broader use of state-of-the-art methane capture technologies.

The additional six early action regulations, which were also considered "discrete early action GHG reduction measures," consist of:

1. Reduction of aerodynamic drag, and thereby fuel consumption, from existing trucks and trailers through retrofit technology
2. Reduction of auxiliary engine emissions of docked ships by requiring port electrification
3. Reduction of PFCs from the semiconductor industry
4. Reduction of propellants in consumer products (e.g., aerosols, tire inflators, and dust removal products)
5. Requirements that all tune-up, smog check, and oil change mechanics ensure proper tire inflation as part of overall service in order to maintain fuel efficiency
6. Restriction on the use of SF_6 from non-electricity sectors if viable alternatives are available.

As required under AB 32, on December 6, 2007, CARB approved the 1990 GHG emissions inventory, thereby establishing the emissions limit for 2020. The 2020 emissions limit was set at 427 MMT CO_2E. In addition to the 1990 emissions inventory, CARB also adopted regulations requiring mandatory reporting of GHGs for large facilities that account for 94% of GHG emissions from industrial and commercial stationary sources in California. About 800 separate sources fall under the new reporting rules and include electricity generating facilities, electricity retail providers and power marketers, oil refineries, hydrogen plants, cement plants, cogeneration facilities, and other industrial sources that emit CO_2 in excess of specified thresholds.

On December 11, 2008, CARB approved the *Climate Change Proposed Scoping Plan: A Framework for Change* (Scoping Plan; CARB 2008) to achieve the goals of AB 32. The Scoping Plan establishes an overall framework for the measures that will be adopted to reduce California's GHG emissions. The Scoping Plan evaluates opportunities for sector-specific reductions, integrates all CARB and Climate Action Team early actions and additional GHG reduction measures by both entities, identifies additional measures to be pursued as regulations, and outlines the role of a cap-and-trade program.

The key elements of the Scoping Plan include:

- Expanding and strengthening existing energy efficiency programs as well as building and appliance standards.
- Achieving a statewide renewables energy mix of 33%.
- Developing a California cap-and-trade program that links with other Western Climate Initiative partner programs to create a regional market system and caps sources contributing 85% of California's GHG emissions.

- Establishing targets for transportation-related GHG emissions for regions throughout California, and pursuing policies and incentives to achieve those targets.
- Adopting and implementing measures pursuant to existing state laws and policies, including California's clean car standards, goods movement measures, and the Low Carbon Fuel Standard.
- Creating targeted fees, including a public goods charge on water use, fees on high global warming potential gases, and a fee to fund the administrative costs of the State of California's long-term commitment to AB 32 implementation.

CARB is required to update its Scoping Plan at least once every 5 years (Health and Safety Code, Section 38561(h). The First Update to the Climate Change Scoping Plan (Scoping Plan Update; CARB 2014b) was approved by the CARB Board on May 22, 2014. The Scoping Plan Update builds upon the initial Scoping Plan with new strategies and recommendations. The update identifies opportunities to leverage existing and new funds to further drive GHG emission reductions through strategic planning and targeted low carbon investments. The update adjusts California's target GHG emissions for 2020 at 431 MMT CO_2E based on use of GWP factors in the IPCC's Fourth Assessment Report, which was published in 2007. The update defines CARB's climate change priorities for the next 5 years and sets the groundwork to reach California's long-term climate goals set forth in Executive Orders S-3-05 and B-16-2012. The update highlights California's progress toward meeting the near-term 2020 GHG emission reduction goals defined in the initial Scoping Plan and finds that California is on track to meet the near-term 2020.

These efforts were pursued to achieve the near-term 2020 goal and have created a framework for ongoing climate action that can be built upon to maintain and continue economic sector-specific reductions beyond 2020, as required by AB 32. The document recommends efforts to reduce so-called short-lived climate pollutants (black carbon, methane, and hydrofluorocarbons). These pollutants remain in the atmosphere for shorter periods of time and have much larger GWPs compared to CO_2. The Scoping Plan Update identifies a number of key focus areas or sectors (energy, transportation, agriculture, water, waste management, and natural and working lands), along with short-lived climate pollutants, green buildings, and the cap-and-trade program. The update also recommends that a statewide mid-term target and mid-term and long-term sector targets be established toward meeting the 2050 goal established by Executive Order S-3-05 to reduce California's GHG emissions to 80% below 1990 levels, although no specific recommendations are made.

Executive Order B-30-15. On April 29, 2015, Governor Jerry Brown issued an executive order which identified an interim GHG reduction target in support of targets previously identified under S-3-05 and AB 32. Executive Order B-30-15 set an interim target goal of reducing GHG emissions to

40% below 1990 levels by 2030 to keep California on its trajectory toward meeting or exceeding the long-term goal of reducing GHG emissions to 80% below 1990 levels by 2050 as set forth in S-3-05. To facilitate achievement of this goal, B-30-15 calls for an update to CARB's Scoping Plan to express the 2030 target in terms of million metric tons of carbon dioxide equivalent. The Executive Order also calls for state agencies to continue to develop and implement GHG emission reduction programs in support of the reduction targets. Sector-specific agencies in transportation, energy, water, and forestry will be required to prepare GHG reduction plans by September 2015, followed by a report on actions taken in relation to these plans in June 2016. The Executive Order does not require local agencies to take any action to meet the new interim GHG reduction threshold. It is important to note that Executive Order B-30-15 was not adopted by a public agency through a public review process that requires analysis pursuant to CEQA Guidelines Section 15064.4 and that is has not been subsequently validated by a statute as an official GHG reduction target of the State of California. The Executive Order itself states it is "not intended to create, and does not, create any rights of benefits, whether substantive or procedural, enforceable at law or in equity, against the State of California, its agencies, departments, entities, officers employees, or any other person."

Senate Bill (SB) 1368. In September 2006, Governor Schwarzenegger signed SB 1368, which requires the California Energy Commission (CEC) to develop and adopt regulations for GHG emissions performance standards for the long-term procurement of electricity by local publicly owned utilities. These standards must be consistent with the standards adopted by the California Public Utilities Commission (CPUC). This effort will help protect energy customers from financial risks associated with investments in carbon-intensive generation by allowing new capital investments in power plants whose GHG emissions are as low or lower than new combined-cycle natural gas plants, by requiring imported electricity to meet GHG performance standards in California, and by requiring that the standards be developed and adopted in a public process.

SB 97. In August 2007, the legislature enacted SB 97 (Dutton), which directs the Governor's Office of Planning and Research (OPR) to develop guidelines under the California Environmental Quality Act (CEQA) for the mitigation of GHG emissions. OPR was to develop proposed guidelines by July 1, 2009, and the Natural Resources Agency was directed to adopt the guidelines by January 1, 2010. On April 13, 2009, OPR submitted to the Secretary for Natural Resources its proposed amendments to the State CEQA Guidelines.

On June 19, 2008, OPR issued a technical advisory as interim guidance regarding the analysis of GHG emissions in CEQA documents (OPR 2008). The advisory indicated that a project's GHG emissions, including those associated with vehicular traffic, energy consumption, water usage, and construction activities, should be identified and estimated. The advisory further recommended that the lead agency determine significance of the impacts and impose all mitigation measures that are necessary to reduce GHG emissions to a level that is less than significant.

On April 13, 2009, OPR submitted to the Natural Resources Agency its proposed amendments to the state CEQA Guidelines relating to GHG emissions. On July 3, 2009, the Natural Resources Agency commenced the Administrative Procedure Act rulemaking process for certifying and adopting the proposed amendments, starting the public comment period.

The Natural Resources Agency adopted the CEQA Guidelines Amendments on December 30, 2009, and transmitted them to the Office of Administrative Law on December 31, 2009. On February 16, 2010, the Office of Administrative law completed its review and filed the amendments with the secretary of state. The amendments became effective on March 18, 2010. The amended guidelines establish several new CEQA requirements concerning the analysis of GHGs, including the following:

- Requiring a lead agency to "make a good faith effort, based to the extent possible on scientific and factual data, to describe, calculate or estimate the amount of GHG emissions resulting from a project" (Section 15064(a))
- Providing a lead agency with the discretion to determine whether to use quantitative or qualitative analysis or performance standards to determine the significance of GHG emissions resulting from a particular project (Section 15064.4(a))
- Requiring a lead agency to consider the following factors when assessing the significant impacts from greenhouse gas emissions on the environment:
    - The extent to which the project may increase or reduce greenhouse gas emissions as compared to the existing environmental setting.
    - Whether the project emissions exceed a threshold of significance that the lead agency determines applies to the project.
    - The extent to which the project complies with regulations or requirements adopted to implement a statewide, regional, or local plan for the reduction or mitigation of GHG emissions. (Section 15064.4(b))
- Allowing lead agencies to consider feasible means of mitigating the significant effects of GHG emissions, including reductions in emissions through the implementation of project features or off-site measures, including offsets that are not otherwise required (Section 15126.4(c)).

The amended guidelines also establish two new guidance questions regarding GHG emissions in the Environmental Checklist set forth in CEQA Guidelines Appendix G:

- Would the project generate greenhouse gas emissions, either directly or indirectly, that may have a significant impact on the environment?
- Would the project conflict with an applicable plan, policy, or regulation adopted for the purpose of reducing the emissions of greenhouse gases?

The adopted amendments do not establish a GHG emission threshold, and instead allow a lead agency to develop, adopt, and apply its own thresholds of significance or those developed by other agencies or experts.[4] The Natural Resources Agency also acknowledges that a lead agency may consider compliance with regulations or requirements implementing AB 32 in determining the significance of a project's GHG emissions.[5]

SB 375. In August 2008, the legislature passed and on September 30, 2008, Governor Schwarzenegger signed SB 375 (Steinberg), which addresses GHG emissions associated with the transportation sector through regional transportation and sustainability plans. Regional GHG reduction targets for the automobile and light-truck sector for 2020 and 2035, as determined by CARB, are required to consider the emission reductions associated with vehicle emission standards (see SB 1493), the composition of fuels (see Executive Order S-1-07), and other CARB-approved measures to reduce GHG emissions.

Regional metropolitan planning organizations (MPOs) will be responsible for preparing a Sustainable Communities Strategy within their Regional Transportation Plan. The goal of the Sustainable Communities Strategy is to establish a development plan for the region, which, after considering transportation measures and policies, will achieve, if feasible, the GHG reduction targets. If a Sustainable Communities Strategy is unable to achieve the GHG reduction target, an MPO must prepare an Alternative Planning Strategy demonstrating how the GHG reduction target would be achieved through alternative development patterns, infrastructure, or additional transportation measures or policies.

SB 375 provides incentives for streamlining California Environmental Quality Act (CEQA) requirements by substantially reducing the requirements for "transit priority projects," as specified in SB 375, and eliminating the analysis of the impacts of certain residential projects on global warming and the growth-inducing impacts of those projects when the projects are consistent with the Sustainable Communities Strategy or Alternative Planning Strategy. On September 23, 2010, CARB adopted the SB 375 targets for the regional MPOs. The targets for the San Diego Association of Governments (SANDAG) are a 7% reduction in emissions per capita by 2020 and a 13% reduction by 2035. Achieving these goals through adoption of a Sustainable Communities Strategy will be the responsibility of the MPOs.

---

4 "The CEQA Guidelines do not establish thresholds of significance for other potential environmental impacts, and SB 97 did not authorize the development of a statement threshold as part of this CEQA Guidelines update. Rather, the proposed amendments recognize a lead agency's existing authority to develop, adopt and apply their own thresholds of significance or those developed by other agencies or experts" (California Natural Resources Agency 2009, p. 84).

5 "A project's compliance with regulations or requirements implementing AB 32 or other laws and policies is not irrelevant. Section 15064.4(b)(3) would allow a lead agency to consider compliance with requirements and regulations in the determination of significance of a project's greenhouse gas emissions" (California Natural Resources Agency 2009, p. 100).

SB X1 2. On April 12, 2011, Governor Jerry Brown signed SB X1 2 in the First Extraordinary Session, which would expand the Renewable Portfolio Standard (RPS) by establishing a goal of 20% of the total electricity sold to retail customers in California per year, by December 31, 2013, and 33% by December 31, 2020, and in subsequent years. Under the bill, a renewable electrical generation facility is one that uses biomass, solar thermal, photovoltaic, wind, geothermal, fuel cells using renewable fuels, small hydroelectric generation of 30 megawatts or less, digester gas, municipal solid waste conversion, landfill gas, ocean wave, ocean thermal, or tidal current and that meets other specified requirements with respect to its location.

In addition to the retail sellers covered by SB 107, SB X1 2 adds local publicly owned electric utilities to the RPS. By January 1, 2012, the CPUC is required to establish the quantity of electricity products from eligible renewable energy resources to be procured by retail sellers in order to achieve targets of 20% by December 31, 2013; 25% by December 31, 2016; and 33% by December 31, 2020. The statute also requires that the governing boards for local publicly owned electric utilities establish the same targets, and the governing boards would be responsible for ensuring compliance with these targets. The CPUC will be responsible for enforcement of the RPS for retail sellers, while the CEC and CARB will enforce the requirements for local publicly owned electric utilities.

California Air Pollution Control Officers Association. The California Air Pollution Control Officers Association (CAPCOA) is the association of Air Pollution Control Officers representing all 35 air quality agencies throughout California. CAPCOA is not a regulatory body, but has been an active organization in providing guidance in addressing the CEQA significance of GHG emissions and climate change as well as other air quality issues.

Local Plans

City of San Diego General Plan

The State of California requires cities and counties to prepare and adopt a general plan to set out a long-range vision and comprehensive policy framework for its future. The state also mandates that the plan be updated periodically to ensure relevance and utility. The *City of San Diego General Plan 2008* (General Plan) was unanimously adopted by the City Council on March 10, 2008, with additional amendments approved in December 2010 and January 2012. The General Plan builds upon many of the goals and strategies of the former 1979 General Plan, in addition to offering new policy direction in the areas of urban form, neighborhood character, historic preservation, public facilities, recreation, conservation, mobility, housing affordability, economic prosperity, and equitable development. It recognizes and explains the critical role of the community planning program as the vehicle to tailor the City of Villages strategy for each

neighborhood. It also outlines the plan amendment process, and other implementation strategies, and considers the continued growth of the City beyond the year 2020 (City of San Diego 2008).

Conservation Element. The Conservation Element contains policies to guide the conservation of resources that are fundamental components of San Diego's environment, that help define the City's identity, and that are relied upon for continued economic prosperity. The purpose of this element is to help the City become an international model of sustainable development and conservation and to provide for the long-term conservation and sustainable management of the rich natural resources that help define the City's identity, contribute to its economy, and improve its quality of life.

The City has also adopted the following General Plan Conservation Element policies related to climate change:

- **CE-A.2.** Reduce the City's carbon footprint. Develop and adopt new or amended regulations, programs, and incentives as appropriate to implement the goals and policies set forth in the General Plan to:
  - Create sustainable and efficient land use patterns to reduce vehicular trips and preserve open space;
  - Reduce fuel emission levels by encouraging alternative modes of transportation and increasing fuel efficiency;
  - Improve energy efficiency, especially in the transportation sector and buildings and appliances;
  - Reduce the Urban Heat Island effect through sustainable design and building practices, as well as planting trees (consistent with habitat and water conservation policies) for their many environmental benefits, including natural carbon sequestration;
  - Reduce waste by improving management and recycling programs;
  - Plan for water supply and emergency reserves.
- **CE-A.8.** Reduce construction and demolition waste in accordance with Public Facilities Element, Policy PF-1.2, or by renovating or adding on to existing buildings, rather than constructing new buildings.
- **CE-A.9.** Reuse building materials, use materials that have recycled content, or use materials that are derived from sustainable or rapidly renewable sources to the extent possible, through factors including:
  - Scheduling time for deconstruction and recycling activities to take place during project demolition and construction phases;

  - Using life cycle costing in decision-making for materials and construction techniques. Life cycle costing analyzes the costs and benefits over the life of a particular product, technology, or system.
- **CE-F.3.** Continue to use methane as an energy source from inactive and closed landfills.
- **CE-I.4.** Maintain and promote water conservation and waste diversion programs to conserve energy.
- **CE-I.5.** Support the installation of photovoltaic panels, and other forms of renewable energy production.
  - Seek funding to incorporate renewable energy alternatives in public buildings.
  - Promote the use and installation of renewable energy alternatives in new and existing development.
- **CE-I.10.** Use renewable energy sources to generate energy to the extent feasible.

INTENTIONALLY LEFT BLANK

4 THRESHOLDS OF SIGNIFICANCE

The California Natural Resources Agency, through its December 2009 amendments to the CEQA Guidelines (14 CCR 15000 et seq.), and the City of San Diego, through its interim guidance for assessment of GHG emissions, provide a framework for the evaluation of the GHG emissions associated with construction and operation of the Program components. The state's and City's guidance are discussed in the following sections.

State of California

The State of California has developed guidelines to address the significance of climate change impacts based on Appendix G of the CEQA Guidelines, which provides guidance that a project would have a significant environmental impact if it would:

1. Generate greenhouse gas emissions, either directly or indirectly, that may have a significant impact on the environment
2. Conflict with an applicable plan, policy, or regulation adopted for the purpose of reducing the emissions of greenhouse gases.

Neither the State of California nor the San Diego Air Pollution Control District (SDAPCD) has adopted emission-based thresholds for GHG emissions under CEQA. The Office of Planning and Research's (OPR's) Technical Advisory titled *CEQA and Climate Change: Addressing Climate Change through California Environmental Quality Act (CEQA) Review* states that "public agencies are encouraged but not required to adopt thresholds of significance for environmental impacts. Even in the absence of clearly defined thresholds for GHG emissions, the law requires that such emissions from CEQA projects must be disclosed and mitigated to the extent feasible whenever the lead agency determines that the project contributes to a significant, cumulative climate change impact" (OPR 2008). Furthermore, the advisory document indicates in the third bullet item on page 6 that "in the absence of regulatory standards for GHG emissions or other scientific data to clearly define what constitutes a 'significant impact,' individual lead agencies may undertake a project-by-project analysis, consistent with available guidance and current CEQA practice."

City of San Diego

In order to determine the significance of the proposed project's GHG emissions, the City of San Diego's Scoping Letter for the proposed project was utilized (City of San Diego 2014). With respect to GHG emissions, the Scoping Letter recommends the use of the thresholds established in Appendix G of the CEQA Guidelines (indicated above).

As the City of San Diego has not established official thresholds of significance for GHG emissions, the City has adopted a screening threshold of 900 MT CO_2E per year based on the approach outlined in the CAPCOA report *CEQA & Climate Change: Evaluating and Addressing Greenhouse Gas Emissions from Projects Subject to the California Environmental Quality Act* (CAPCOA 2008). Under this interim guidance, any project exceeding 900 MT CO_2E per year would be required to demonstrate a 28.3% reduction in emissions from the "business as usual" scenario consistent with the goal of AB 32 to achieve 1990 statewide GHG emission levels by 2020. The City requires that projects analyze emissions associated with both construction and operation, where construction emissions are amortized over a 30-year "project life" and then included with the operational emissions.

5 IMPACTS

5.1 Construction Impacts

GHG emissions would be associated with the construction phase of the Program components through use of construction equipment and vehicle trips. Emissions of CO2 were estimated using the California Emissions Estimator Model (CalEEMod), Version 2013.2.2, available online (www.caleemod.com).

For the purposes of modeling, it was assumed that construction of Program components would commence in May 2019 and would occur intermittently over an approximately 13-year period; however, final commissioning and facility testing could continue to occur following completion of construction activities and final facilities may come online as late as December 2035. It is anticipated that the 83 MGD[6] "buildout" of the Program would be completed at this time. Precise project-level construction schedule and phasing details are not known at this time.

The North City AWPF is anticipated to produce 31.4 MGD of purified water (1.4 MGD of which would be diverted for non-potable reuse purposes). The Central Area AWPF (CAAWPF) is anticipated to produce between 38 to 53 MGD of purified water and the South Bay AWPF (SBAWPF) is anticipated to produce up to 15 MGD of purified water.

Table 2 provides the conceptual construction timeline and potential phasing of the components that would come online to achieve the target milestones. The conceptual construction schedule has been developed based on available information, typical construction practices, and best engineering judgment. Conceptual construction phasing is intended to represent a general schedule of anticipated activities for use in estimating potential Program-generated construction emissions Construction phasing and assumptions will be refined upon final system programming and project-level design have been achieved. Subsequent project level analysis will be conducted at that time as well.

Table 2
Conceptual Pure Water Program Construction Phasing Assumptions

Facility	Construction Begin	Construction Complete
North City Component		
NCAWPF	May 2019	May 2021
San Vicente Purified Water Pipeline	May 2019	May 2022

[6] Although at least 83 MGD would be produced under the Pure Water Program, for the purposes of emissions calculations, 84.4 MGD was analyzed to account for an additional 1.4 MGD of recycled water to be generated at the NCAWPF.

Table 2
Conceptual Pure Water Program Construction Phasing Assumptions

Facility	Construction Begin	Construction Complete
Mission Trails Booster Station	May 2019	May 2020
San Vicente Tunnel	May 2019	May 2022
Morena Boulevard Pump Station	May 2019	May 2020
WW Force Main and Brine Pipeline	May 2019	May 2021
North City Water Reclamation Plant (NCWRP) Expansion	May 2019	November 2020
North City Cogeneration Facilities Expansion	November 2020	February 2022
Central Area Component		
Central Area Water Reclamation Plant (CAWRP)	July 2025	December 2027
Central Area Tertiary Water Pipeline and Brine Pipeline	February 2026	January 2028
Sludge Conveyance	February 2026	January 2028
CAAWPF	April 2026	March 2028
Central Area Purified Water Pipeline	May 2026	April 2028
Alvarado WTP Booster Station	May 2026	May 2027
Point Loma Wastewater Treatment Plant (PLWTP) Improvements	May 2026	April 2028
MBC Improvements	May 2026	August 2027
Central Area SDG&E Power Supply Improvements	April 2026	March 2028
South Bay Component		
South Bay Influent Pump Station and Force Main	November 2029	October 2031
SBWRP Expansion	November 2029	October 2031
SBAWPF	August 2029	July 2031
South Bay Purified Water Pipeline	February 2030	February 2032
Otay Reservoir Booster Station	February 2030	February 2031
South Bay Solids Processing Facility	July 2029	January 2032
South Bay SDG&E Power Supply Improvements	July 2029	January 2032

Because this analysis was conducted at a program level, specific details on project-level design, schedule, construction methods, etc. were not known at the time of analysis. Therefore, in order to estimate the potential effects of construction on GHG emissions, typical construction equipment used for similar water infrastructure projects are shown in Tables 3, 4, and 5, and reflect the construction of program-related components such as pipelines, pump stations and AWPF/WRPs and existing facility improvements, respectively. Equipment mix assumptions for construction activity are based on typical infrastructure construction practices, review of related projects

conducted in the Southern California area,[7] and CalEEMod default equipment where appropriate. The equipment mix is meant to represent a reasonably conservative estimate of construction activity. For the analysis, it is generally assumed that heavy construction equipment would be operating at the site for approximately 8 hours per day, 5 days per week. Default assumptions provided in CalEEMod were utilized to determine worker trips for each potential construction phase during pipeline, pump station, and facility construction. Generally, one worker per piece of construction equipment, a foreman, and several additional workers would be anticipated on a daily basis. Additionally, it was assumed approximately two vendor trucks per day would be required for general material deliveries and approximately five haul trucks per day would be required when backfill/slurry deliveries, if necessary. To conservatively estimate potential annual emissions, it was assumed pipelines and force main facilities would be constructed simultaneously with other construction components including pump stations and treatment facilities.

Pipelines

Pipeline construction would require both open trench and trenchless tunneling construction methods depending on the location of the pipeline to be installed. A description of construction activities and equipment associated with each of these methods is provided.

Open Trench

Open trench construction would involve an open trench to be dug for the direction installation of pipeline. The sequence of activities for open trench pipeline construction would typically commence with trenching and excavation, followed by pipe installation and covering of the installed pipe, and concluding with paving the pipeline corridor area of disturbance. For the purposes of quantifying emissions from daily construction activity associated with pipeline construction, it was assumed that each contractor would complete construction of approximately 150 to 200 linear feet of pipeline per day; however, daily activity and linear feet installed would vary depending on field conditions, site/easement access, and other factors associated with continual site location changes. Assuming concurrent construction by two contractors, approximately 300 to 400 linear feet of pipeline installation could occur each day depending on the

[7] City of Vista 2008 Sewer Master Plan Update (Dudek 2008); Vallecitos Water District 2008 Water, Wastewater and Recycled Water Master Plan PEIR (PBS&J 2011); Plano Lift Station Force Main Relocation Project (Dudek 2013a); El Toro Water District Recycled Water Distribution System Expansion Project and Addendum (Dudek 2012a; Dudek 2014a); El Toro Water District Recycled Water Tertiary Treatment Plant Project and Addendum (Dudek 2012b; Dudek 2014b); Lee Lake Water District Temescal Canyon and Dawson Canyon Pipelines and Non-Potable Water Tank Project (Dudek 2012c); South Pasadena Sewer Rehabilitation and Replacement Project (Dudek 2013b); Carpinteria Sanitary District West Padaro Lane Main Sewer Extension Project (Dudek 2013c); and South Orange County Wastewater Authority Export Sludge Force Main Replacement Project (Dudek 2013d).

component under construction and total linear feet of pipeline or conveyance infrastructure to be constructed over a given period.[8]

For the purposes of modeling, it was assumed paving activities would occur for approximately 2 weeks every 6 months over a given construction period. It was also assumed that after pipe installation is completed, a portion of the paved roads would require light grading and reapplication of pavement, which was assumed to occur during the last month of pipeline construction for each project component. In addition, for the purposes of estimating emissions for disclosure purposes, it was assumed that typical open trench construction phasing would occur as follows:

- Trenching and excavation would be ongoing throughout pipeline construction phase
- Pipe installation would occur intermittently as trenching and excavation activities occur throughout the pipeline construction phase
- Paving, intermittent – approximately 2 weeks every 6 months for duration of pipeline construction
- Final paving – 1 month at the end of the construction phase

Phasing for individual component construction is provided in Appendix A.

For the purposes of estimating general construction activity and associated GHG emissions from off-road equipment during open trench pipeline construction, it was assumed that the equipment mix shown in Table 3, or similar equipment, would be employed. Table 3 presents the number of equipment per potential contractor and total equipment, assuming simultaneous construction by two contractors working on several portions of a given project alignment. Due to the length of the alignment, it was assumed that two contractors would potentially be required for construction of the San Vicente Purified Water Pipeline, and one contractor each for the other pipeline alignments, as these alignments require fewer linear feet of total pipeline.

Table 3
Construction Equipment – Open Trench

Construction Phase	Equipment	Quantity per Contractor	Total Equipment*
Trenching	Dozers	1	2
	Excavators	1	2
	Tractors/loaders/backhoes	2	4
	Trenchers	1	2

[8] Linear feet per day assumptions based on typical construction practices for pipeline construction, and review of related projects as listed in footnote 2.

Table 3
Construction Equipment – Open Trench

Construction Phase	Equipment	Quantity per Contractor	Total Equipment*
Installation	Crane	1	2
	Forklift	1	2
	Tractors/loaders/backhoes	1	2
Paving (continual)	Pavers	1	2
	Rollers	1	2
	Paving equipment	1	2

* Assumes simultaneous construction by two contractors for worst-case daily construction scenario. Additionally, it was assumed approximately two vendor trucks per day would be required for general material deliveries and approximately five haul trucks per day would be required when backfill/slurry deliveries would occur, if necessary.

Trenchless Tunneling

Trenchless tunneling would involve the excavation of a portal at either end of the pipeline segment to be installed, where the pipeline would be fed through and connected. The sequence of activities for trenchless tunneling construction would typically commence with site preparation of the first portal location followed by excavation of the portal. Excavation of the tunnel would occur following portal excavation. It is assumed all excavated material would be hauled off-site. The second portal location would then be prepped and excavated. Installation of pipeline would occur once the tunnel has been fully excavated and portals are clear. The pipeline would then be connected and the portal sites would be restored to their pre-construction condition. Trenchless tunneling practices would be employed for the 1-mile San Vicente Tunnel as well as specific segments of other pipeline alignments such as freeway or waterway crossings or within avoidance areas where ground disturbance (i.e., an open trench) is not permitted such as wetlands or other environmentally sensitive locations.

For the purposes of estimating emissions, it was assumed that typical construction phasing would occur as follows during tunneling:

- Site preparation at first portal site
- Excavation of first portal site
- Tunnel excavation
- Site preparation at second portal site
- Excavation of second portal site
- Pipeline installation
- Pipeline connection
- Site restoration

Phase durations would depend on the location of the site to be tunneled. For the purposes of estimating daily construction activity and associated emissions from off-road equipment during tunneling activities, it was assumed that the equipment mix shown in Table 4, or similar equipment, would be employed.

Table 4
Construction Equipment – Tunneling

Construction Phase	Equipment	Total Equipment
Site preparation at Portal Sites	Scraper	1
	Grader	1
	Tractors/Loaders/Backhoes	1
Portal Excavation	Dozer	1
	Excavator	1
	Tractors/Loaders/Backhoes	1
	Trencher	1
	Crushing/Processing Equipment	1
Tunnel Excavation	Dozer	1
	Excavator	1
	Tractors/Loaders/Backhoes	1
	Trencher	1
	Crushing/Processing Equipment	1
Pipe Installation	Tractors/Loaders/Backhoes	1
	Crane	1
	Welders	2
Pipe Connections	Other General Industrial Equipment	4
Site Restoration	Tractors/Loaders/Backhoes	1

Additionally, it was assumed approximately two vendor trucks per day would be required for general material deliveries and approximately five haul trucks per day would be required for backfill/slurry deliveries and soil export.

Pump Stations

For the purposes of estimating emissions, it was assumed that pump stations would take an average of 12 months to construct. Typical construction phasing would occur as follows:

- Site preparation and grading (4 weeks)
- Pump station construction (10 months)
- Paving (4 weeks)

For the purposes of estimating general construction activity and associated emissions from off-road equipment, it was assumed that the equipment shown in Table 5, or similar equipment, would be employed for the construction of a single pump station. For components that would involve the construction of more than one pump station, it was assumed that multiple pump stations would be constructed simultaneously. Additionally, it was assumed approximately two vendor trucks per day would be required for general material deliveries and five haul trucks per day would be required for soil export and other material hauling during pump station construction.

Table 5
Construction Equipment – Pump Stations

Construction Phase	Equipment	Total Equipment
Site preparation/grading	Dozers	1
	Tractors/loaders/backhoes	1
Facility construction	Excavator	1
	Tractors/loaders/backhoes	1
	Forklifts	1
	Pumps	1
	Welders	2
Paving	Pavers	1
	Rollers	1
	Paving equipment	1

Treatment Facilities

For the purposes of emissions estimates it was assumed that construction of new facilities such as AWPFs and the CAWRP would take approximately 24 to 36 months. Typical construction phasing would occur as follows during facility construction:

- Site preparation (4 weeks)
- Grading (8 weeks)
- Facility construction (28–36 months)
- Paving (4 weeks)

Improvements to existing facilities would take approximately 15 to 30 months depending on the type of facility and scope of facility improvements.

For the purposes of estimating general construction activity and associated emissions from off-road equipment, it was assumed that the equipment shown in Table 6 would be employed during

construction of AWPFs, the CAWRP, PLWTP upgrades, MBC Improvements, South Bay Solids Processing Facility, and SDG&E improvements.

Table 6
Construction Equipment – Facilities

Construction Phase	Equipment	Total Equipment
Site preparation	Dozers	1
	Tractors/loaders/backhoes	1
Grading	Excavators	1
	Tractors/loaders/backhoes	2
	Dozers	1
	Compactors	1
Facility construction	Cranes	1
	Forklifts	1
	Generator sets	1
	Tractors/loaders/backhoes	2
	Welders	2
Paving	Pavers	1
	Paving equipment	1

Additionally, it was assumed that approximately two vendor trucks per day would be required for general material deliveries and approximately five haul trucks per day would be required for soil export and other material hauling, if necessary.

A detailed depiction of the program-level, conceptual construction schedule—including information regarding subphases and equipment assumed for each subphase—is included in Appendix A of this report. The information contained in Appendix A was used as CalEEMod model inputs.

Table 7, Estimated Annual Construction GHG Emissions, shows the estimated annual GHG construction emissions associated with program components, as well as the annualized construction emissions over a 30-year "project life."

Table 7
Estimated Annual Construction GHG Emissions

Program Component	MT CO_2	MT CH_4	MT N_2O	MT CO_2E
North City Component				
NCAWPF	481	0.100	0.00	483
San Vicente Purified Water Pipeline	2,519	0.700	0.00	2,533
Mission Trails Booster Station	235	0.05	0.00	236

Table 7
Estimated Annual Construction GHG Emissions

Program Component	MT CO_2	MT CH_4	MT N_2O	MT CO_2E
San Vicente Tunnel	784	0.14	0.00	787
Morena Boulevard Pump Station	235	0.05	0.00	236
WW Force Main and Brine Pipeline	1,663	0.46	0.00	1,673
North City Water Reclamation Plant (NCWRP) Expansion	145	0.03	0.00	146
North City Cogeneration Facilities Expansion	311	0.06	0.00	312
Total GHG Emissions – North City Component	**6,373**	**2**	**0**	**6,406**
Central Area Component				
CAWRP	629	0.12	0.00	632
Central Area Tertiary Water Pipeline and Brine Pipeline	599	0.10	0.00	601
Sludge Conveyance	464	0.08	0.00	466
CAAWPF	470	0.09	0.00	471
Central Area Purified Water Pipeline	922	0.23	0.00	927
Alvarado WTP Booster Station	231	0.04	0.00	232
PLWTP Improvements	492	0.09	0.00	494
MBC Improvements	309	0.06	0.00	310
Central Area SDG&E Power Supply Improvements	481	0.09	0.00	483
Total GHG Emissions – Central Area Component	**4,598**	**0.90**	**0.00**	**4,616**
South Bay Component				
South Bay Influent Pump Station and Force Main	506	0.02	0.00	506
SBWRP Expansion	661	0.03	0.00	662
SBAWPF	687	0.06	0.00	688
South Bay Purified Water Pipeline	1,048	0.04	0.00	1,049
Otay Reservoir Booster Station	253	0.01	0.00	253
South Bay Solids Processing Facility	723	0.05	0.00	724
South Bay SDG&E Power Supply Improvements	823	0.06	0.00	824
Total GHG Emissions – South Bay Component	**4,700**	**0**	**0**	**4,706**
Total Program construction emissions	***15,671***	***3***		***15,728***
Amortized construction emissions	**522**	**0.09**		**524**

Source: CalEEMod Version 2013.2.2. See Appendix A for complete results.
Note: Totals may not sum due to rounding.

5.2 Operational Impacts

Operation of the Program would result in direct GHG emissions from vehicular traffic, testing and maintenance of stationary diesel generators, and indirect GHG emissions from use of electricity.

Mobile Sources (Motor Vehicles)

Following the completion of construction activities, the Program would result in 65 additional staff per each of the three AWPF facilities, plus 76 workers for the CAWRP facility, yielding 271 total new employees. It is expected that during normal operations, these workers would generate in 542 one-way trips (i.e., 1 one-way trip from home to work and 1 one-way trip from work to home). Additionally, operational trips would be generated as a result of routine maintenance, periodic inspections and repairs of system facilities, monitoring, brush maintenance, and other operational procedures similar to those under the City's current water and wastewater treatment and distribution system. It was assumed only a minor increase in operations and maintenance trips (in addition to the 271 new employees) would be required; therefore, it was assumed on a worst-case day an additional 30 operations and maintenance-related trips would occur. In total, Program operations would be expected to generate approximately 572 average daily trips (ADT) across the entire Program area.

Annual CO_2 emissions from motor vehicle trips for full project buildout were quantified using CalEEMod Version 2013.2.2 (refer to Appendix B for additional details and model assumptions). Project-related traffic was assumed to include a mixture of vehicles in accordance with the model outputs for traffic. Emission factors representing the vehicle mix and emissions for 2023 were used to estimate emissions associated with the first phase of the Program. Table 8 presents estimated annual motor vehicle GHG emissions resulting from Program-generated trips.

Table 8
Estimated Annual Motor Vehicle GHG Emissions

Emissions Source	MT CO_2	MT CH_4	MT N_2O	MT CO_2E
Mobile Sources	865	0.03	0	866

Source: Appendix B

Electricity Consumption

The generation of electricity through combustion of fossil fuels typically results in emissions of CO_2 and, to a smaller extent, CH_4 and N_2O. Electricity would be required to operate various components of the Program including the proposed CAWRP, pump stations, and AWPFs. At the NCWRP, approximately 75% of power generated by the cogeneration facility is utilized for plant-specific electrical consumption, and the excess power credited using the SDG&E RES BCT (Renewable Energy – Bill Credit Transfer) to other City facilities (City of San Diego 2015a). The Program would include construction of a new cogeneration facility to serve the NCAWPF. The Central Area components, including the CAWRP, CAAWPF, and pump stations, would be powered by SDG&E through construction of a new transmission-level substation to be constructed by

SDG&E in the Mission Valley Area. The South Bay component facilities and pump stations will be powered by additional feed supplies from SDG&E.

Annual electricity required for typical urban water sources was estimated using data and factors derived from the National Water Resource Institute's study *Direct Potable Reuse: Benefits for Public Water Supplies, Agriculture, the Environment, and Energy Conservation* (NWRI 2012) in support of the *Recycled Water Study* prepared by Brown and Caldwell for the City of San Diego (City of San Diego 2012). The study assessed electrical consumption required for typical urban water supply, treatment and conveyance in Southern California, as well as electrical consumption rates and approximate electrical consumption offsets associated with purified water production as an alternative to imported water from the State Water Project, the Colorado River and the Owens Valley. Annual electricity for the Program was provided by the City of San Diego. As shown in Table 9, electricity consumption was analyzed for the following sources: Supply and Conveyance, Treatment, Distribution, and Wastewater Treatment.

Table 9
Electricity Consumption for Typical Urban Water Systems versus Pure Water

Water Use Process	Current Water Purchase - Electricity Consumption (kW-hr/MG)[1]	Pure Water Program- Electricity Consumption (kW-hr/MG)[2]
Supply and Conveyance	10,000	0
Pure Water Treatment Beyond Secondary	NA	3,600
Conveyance	NA	3,700
Water Treatment	100	100
Distribution	1,200	1,200
Collection System and Wastewater Treatment	2,500	2,500
Total	**13,800**	**11,100**

Sources:
1 NWRI 2012; City of San Diego 2012; 2 Pearce 2015

As shown in Table 9, typical urban water consumption would require approximately 13,800 kilowatt hours (kW-hr) per million gallons (MG) for supply, conveyance, water treatment, distribution and wastewater collection system and treatment. City of San Diego data on purified water operations reports that energy required for the production of purified water would be approximately 11,100 kW-hr/MG. The Program would replace the Supply and Conveyance component associated with typical urban water systems. The net electrical savings would equate to a savings of approximately 2,700 kW-hr/MG. These estimates were used to calculate the approximate energy reduction from implementation of the Program by applying the rates shown

in Table 8 for each water system to the proposed 84.4 MGD[9]. To estimate GHG emissions from electricity consumption for both typical urban water consumption and proposed purified water consumption, CO_2, CH_4, and N_2O intensity factors for SDG&E derived from CalEEMod were multiplied by the estimated annual electricity consumption.

It was estimated that typical urban water use (imported water use) would require approximately 425,122,800 kW-hr/year to process and distribute 84.4 MGD ((84.4 MGD × 365) × 13,800 kW-hr/MG). The proposed purified water consumption was estimated to require approximately 341,946,600 kW-hr/year to process and convey 84.4 MGD ((84.4 MGD × 365) × 11,100 kW-hr/MG). Table 10 presents GHG emissions associated with the typical urban imported water use and the Program's anticipated annual electricity consumption.

Table 10
Estimated Annual Electricity Consumption GHG Emissions

Emissions Source	MT CO_2	MT CH_4	MT N_2O	MT CO_2E
Imported Water Use				
Electricity Consumption	138,934	5.59	1.19	139,420
Pure Water Program				
Electricity Consumption	111,751	4.50	0.96	112,142
Net Change in Emissions	(27,183)	(1.09)	(0.23)	(27,278)

Source: Appendix B

As presented in Table 10, GHG emissions associated with imported water use electrical demand was estimated to be 139,420 MT CO_2E per year and GHG emissions associated with purified water electrical demand was estimated to be 112,142 MT CO_2E per year. Accordingly, the resulting reduction in electricity consumption from imported water use results in a corresponding reduction in GHG emissions of 27,278 MT CO_2E per year. Refer to Appendix B for details.

Wastewater Process Emissions

Centralized wastewater treatment processes can result in CH_4 and N_2O emissions. CH_4 emissions can result under processes associated with anaerobic digestion of soluble organic material when the captured biogas is not completely combusted. It is assumed that the majority of the generated biogas would be combusted (e.g., cogeneration, boilers, flares) but a small amount (e.g., 1%) would not be completely combusted. N_2O emissions may be generated from the treatment of municipal wastewater during both nitrification and denitrification of the nitrogen present, usually in the form of urea, ammonia, and proteins. These compounds are converted to nitrate (NO_3)

[9] Although at least 83 MGD would be produced under the Pure Water Program, for the purposes of emissions calculations, 84.4 MGD was analyzed to account for an additional 1.4 MGD of recycled water to be generated at the NCAWPF.

through the aerobic process of nitrification. Denitrification occurs under anoxic conditions (without free oxygen), and involves the biological conversion of nitrate into nitrogen gas (N_2). N_2O can be an intermediate product of both processes (CARB et al. 2010). Methodologies used to estimate CH_4 and N_2O emissions from wastewater treatment processes were derived from the Local Government Operations Protocol (CARB et al. 2010).

Stationary CH_4 Emissions

Annual stationary CH_4 (metric tons CO_2E) emissions from incomplete combustion of digester gas were calculated as follows:

$$(P \times \text{Digester Gas} \times F_{CH4} \times \square(CH_4) \times (1\text{-DE}) \times 0.0283 \times 365.25 \times 10^{-6}) \times \text{GWP}$$

Where:

P = population served by the WWTP with anaerobic digesters
Digester Gas = cubic feet of digester gas produced per person per day [ft^3/person/day]
F_{CH4} = fraction of CH_4 in biogas
$\square(CH_4)$ = density of methane [g/m^3]
DE = CH_4 Destruction Efficiency
0.0283 = conversion from ft^3 to m^3
365.25 = conversion factor [day/year]
10^{-6} = conversion from g to metric ton [metric ton/g]
GWP = Global Warming Potential

According to the City of San Diego's *Sewer Design Guide*, daily per capita wastewater flow is approximately 80 gallons per capita per day (City of San Diego 2015b). The SBWRP, which would generate the biosolids processed by the SBSPF, would have an AADF of 44 MGD after expansion resulting in a net increase of 29 MGD; therefore, for the purposes of estimating emissions, it is estimated that the SBSPF facility would have a service population equivalent of 362,500. The CAWRP would have a design capacity of 72 MGD which would result in a service population equivalent of 900,000. The NCWRP would increase capacity by 21 MGD resulting in a service population equivalent of 262,500. Stationary CH_4 emissions from incomplete combustion of biogas were estimated to be approximately 1,424 MT CO_2E per year (see Appendix B).

Process N_2O Emissions

Process N_2O emissions can occur in facilities with nitrification/denitrification processes, and to a lesser extent in facilities without these processes. For purposes of a conservative analysis, it was assumed the new CAWRP would employ nitrification/denitrification processes, which would

result in higher N_2O emissions than a facility that would not employ nitrification/denitrification. Annual process N_2O emissions (metric tons CO_2E) were calculated as follows:

$$((\text{Ptotal} \times \text{Find-com}) \times \text{EF nit/denit} \times 10\text{-}6) \times \text{GWP}$$

Where:

Ptotal = total population that is served by the centralized WWTP adjusted for industrial discharge
Find-com = factor for industrial and commercial co-discharge of waste into the sewer system
EF nit/denit = emission factor for a WWTP with nitrification/denitrification [g/N2O/person/year]
10-6 = conversion from g to metric ton [metric ton/g]
GWP = Global Warming Potential

The CAWRP would have a design capacity of 72 MGD. Using the same factor of 80 gallons per capita per day as described previously, it is estimated that the CAWRP would have a service population equivalent of 900,000. The NCWRP would increase capacity by 21 MGD resulting in a service population equivalent of 262,500. Expansion at the SBWRP would result in a net increase in capacity of 29 MGD resulting in a population equivalent of 362,500. Process N_2O emissions were estimated to be approximately 4,137 MT CO_2E per year (see Appendix B).

N_2O emissions can also be generated through discharge to surface waters such as the San Vicente reservoir. Minimal N_2O emissions could occur from AWPF effluent discharge due to the removal of nitrogen compounds by reverse osmosis. Annual N_2O emissions (metric tons CO_2E) from discharge were calculated as follows:

$$(\text{N Load} \times \text{EF effluent} \times 365.25 \times 10^{-3} \times 44/28) \times \text{GWP}$$

Where:

N Load = measured average total nitrogen discharged [kg N/day]
EF effluent = emission factor [kg N_2O-N/kg sewage-N produced]
365.25 = conversion factor [day/year]
10^{-3} = conversion from kg to metric ton [metric ton/kg]
44/28 = molecular weight ratio of N_2O to N_2
GWP = Global Warming Potential

The Program would produce 84.4[10] MGD of purified water that could be discharged to a surface water source resulting in minimal process emissions. Based on test results, the average total nitrogen in discharged effluent would be 0.8 mg/L (City of San Diego 2013). Nitrogen load was calculated as follows: Total N (kg/day) = (84.4 MGD × 8.34 lb/gal × 0.8 parts/10^6 parts)/2.20462 kg = 251 kg/day

N_2O emissions from discharge were estimated to be approximately 227 MT CO_2E per year (see Appendix B).

Table 11 provides a summary of process and discharge GHG emissions.

Table 11
Estimated Annual Wastewater Process and Discharge GHG Emissions

Source	MT CH_4	MT N_2O
Incomplete combustion of digester gas	1,424	—
WWTP with nitrification/denitrification	—	4,137
Effluent discharge emissions	—	227
Total Process Emissions	**5,788 MT CO_2E**	

Source: Appendix B

Diesel Generators

To conservatively estimate stationary source emissions related to generator use, it was assumed new diesel-powered emergency generators would be required for back-up power at the new CAWRP, AWPFs and the 5 proposed pump station locations. The North City and South Bay AWPFs would have separate power sources provided by SDG&E. Power at some reclamation facilities will use a combination of on-site generation and supplemental power supplied by SDG&E. The Central Area AWPF (CAAWPF) and pump stations would be powered by SDG&E. Based on review of similar water and wastewater infrastructure projects in Southern California, it was assumed approximately two emergency generators per facility location would be required for appropriate back-up power supply (2 generators located at the CAWRP, 2 generators per AWPF and 2 generators per pump station = 18 new generators total).

For the purposes of a conservative analysis, it was assumed generators would be approximately 750 kilowatts (approximately 1,060 horsepower); however, most pump station generators would likely be smaller (between 300–500 horsepower) (PBS&J 2011). Moreover, pump stations installed for advanced purified water distribution would require less power than pump

[10] Although at least 83 MGD would be produced under the Pure Water Program, for the purposes of emissions calculations, 84.4 MGD was analyzed to account for an additional 1.4 MGD of recycled water to be generated at the NCAWPF.

stations designed for wastewater distribution due to substantially reduced flows at advanced purified water facilities (Brown and Caldwell 2012). It was assumed generators would only be used for emergency back-up power in the event of power outages, as well as for routine testing and maintenance. CARB's Airborne Toxic Control Measure for stationary diesel engines restricts diesel engine operation for testing and maintenance to 50 hours per year, unless a diesel particulate filter is used to reduce PM_{10} emissions (CARB 2011). Thus, it was assumed that the engines would operate up to 50 hours per year (1 hour per week, 50 weeks per year) for testing and maintenance. Emission factors for CO_2 and CH_4 were obtained from the CalEEMod User's Guide, Appendix D for generators over 1,001 HP[11] operating in 2023 (first year of first phase of Program operation). Table 12 presents estimated annual GHG emissions associated with testing and maintenance of emergency diesel generators.

Table 12
Estimated Annual Diesel Generators GHG Emissions

Emissions Source	MT CO_2	MT CH_4	MT N_2O	MT CO_2E
Diesel Generators	401	0.01	—	401

Source: Appendix B

As shown in Table 12, diesel generators would result in approximately 580 MT CO_2E per year (see Appendix B).

5.3 Summary of GHG Emissions

As shown in Table 13, Summary of Estimated Annual GHG Emissions, the Program would result in an overall *net reduction* of approximately 19,699 MT CO_2E per year, after accounting for amortized construction emissions and Program operational emissions.

Table 13
Summary of Estimated Annual GHG Emissions

Emissions Source	MT CO_2	MT CH_4	MT N_2O	MT CO_2E
Imported Water Use				
Electricity Consumption from Imported Water Use	138,934	5.59	1.19	139,420
Pure Water Program				
Mobile Sources	865	0.03	0	866
Electricity Consumption	111,751	4.50	0.96	112,142
Wastewater Process Emissions	—	—	—	5,788

[11] The CalEEMod User's Guide does not provide emission factors for generator sets rated at 751 to 1,000 HP; however, the CO_2 emission factor for generator sets rated at 501–750 HP and greater than 1,000 HP are the same and the CH_4 factor for the larger HP range is slightly higher than that for the smaller HP range.

Table 13
Summary of Estimated Annual GHG Emissions

Emissions Source	MT CO_2	MT CH_4	MT N_2O	MT CO_2E
Diesel Generators	401	0.01	—	401
Amortized Construction Emissions	522	0.09	-	524
Total Program Emission	**113,539**	**5**	**1**	**119,721**
Net Change in Emissions	**(25,395)**	**(1)**	**(0)**	**(19,699)**

Source: See calculations of emissions sources provided above and Appendix B for complete results.

Implementation of the Program, as analyzed at the program level of analysis, would result in a *net decrease* of approximately 19,699 MT CO_2E per year as a result of offsetting the need for imported water sources. As a result, emissions from the Program would be below the City's 900 MT CO_2E screening threshold and impacts would be **less than significant**.

5.4 Compliance with Applicable Plans and Policies

The Scoping Plan, approved by CARB on December 12, 2008, provides a framework for actions to reduce California's GHG emissions and requires CARB and other state agencies to adopt regulations and other initiatives to reduce GHGs. As such, the Scoping Plan is not directly applicable to specific projects. Relatedly, in the Final Statement of Reasons for the amendments to the CEQA Guidelines, the California Natural Resources Agency observed that "[t]he Scoping Plan may not be appropriate for use in determining the significance of individual projects because it is conceptual at this stage and relies on the future development of regulations to implement the strategies identified in the Scoping Plan" (CNRA 2009). Under the Scoping Plan, however, there are several state regulatory measures aimed at the identification and reduction of GHG emissions. CARB and other state agencies have adopted many of the measures identified in the Scoping Plan. Most of these measures focus on area source emissions (e.g., energy usage, high-GWP GHGs in consumer products) and changes to the vehicle fleet (hybrid, electric, and more fuel-efficient vehicles) and associated fuels (e.g., Low Carbon Fuel Standard), among others. The Program will comply with all applicable regulations adopted in furtherance of the Scoping Plan to the extent required by law.

As described in Section 3.2, Executive Order B-30-15 established a statewide emissions reduction target of 40% below 1990 levels by 2030. This interim measure was identified to keep the State on a trajectory needed to meet the 2050 goal of reducing GHG emissions to 80% below 1990 levels by 2050 pursuant to Executive Order S-3-05. CARB has already identified the target 2050 emission levels of 431 MMT CO_2E. Executive Order B-30-15 instructs CARB to similarly express the 2030 target in terms of million metric tons of carbon dioxide equivalent.

CARB has expressed optimism with regard to both the 2030 and 2050 goals. It states in the First Update to the Climate Change Scoping Plan that "California is on track to meet the near-term 2020 greenhouse gas limit and is well positioned to maintain and continue reductions beyond 2020 as required by AB 32" (see First Update to Scoping Plan, p. ES2). With regard to the 2050 target for reducing GHG emissions to 80% below 1990 levels, the First Update to the Climate Change Scoping Plan (CARB 2014b, page 34) states:

> This level of reduction is achievable in California. In fact, if California realizes the expected benefits of existing policy goals (such as 12,000 megawatts [MW] of renewable distributed generation by 2020, net zero energy homes after 2020, existing building retrofits under AB 758, and others) it could reduce emissions by 2030 to levels squarely in line with those needed in the developed world and to stay on track to reduce emissions to 80 percent below 1990 levels by 2050. Additional measures, including locally driven measures and those necessary to meet federal air quality standards in 2032, could lead to even greater emission reductions.

In other words, CARB believes the state is on a trajectory to meet the 2020, 2030 and 2050 GHG reduction targets set forth in AB 32, Executive Order B-30-15 and Executive Order S-3-05.

The Program does not interfere with implementation of any of the above-described GHG reduction goals for 2030 or 2050. The Program would support achievement of the near-term 2020 goal (as codified in AB 32), the interim 2030 goal, and the long-term 2050 goal through providing a less energy-intensive, domestic water supply source for the region.

As discussed above, the Program would not exceed the City of San Diego's screening threshold of 900 MT CO_2E per year. For comparison, the Program would also be well below GHG emission thresholds considered by several California air districts, none of which have adopted or proposed a threshold as low as the City of San Diego's screening threshold. Other such GHG thresholds include the Bay Area Air Quality Management District's interim threshold of 1,100 MT CO_2E per year for commercial, industrial and public land-use projects (BAAQMD 2010)[12]; the Sacramento Metropolitan Air Quality Management District's threshold of 1,100 MT CO_2E per year for projects with construction or operational phases (SMAQMD 2014); and the South Coast Air Quality Management District's draft, interim threshold of 3,000 MT CO_2E per year for residential and

[12] Subsequent to adoption of the BAAQMD's GHG and other significance thresholds, they were set aside by the Alameda County Superior Court, which concluded that the BAAQMD did not comply with CEQA when adopting its thresholds. The Superior Court did not find the thresholds were inadequate on their merits. Thereafter, the First District Court of Appeal reversed the Superior Court's decision in this respect, thereby reinstating the thresholds (Cal. Building Industry Assn. v. BAAQMD; Case No. A136212). In November 2013, the California Supreme Court granted a limited review of the decision (Case No. S213478) but the Supreme Court is not considering the adequacy of the BAAQMD's GHG thresholds. The case is awaiting a judicial determination (BAAQMD 2013).

commercial projects (SCAQMD 2008). Because the Program would not exceed the screening threshold of the City of San Diego, or thresholds in other air districts with expertise in the area, this analysis provides support for the conclusion that the Program would not conflict with Executive Order S-3-05's GHG reduction goals for California.

At the regional level, SANDAG's Regional Transportation Plan/Sustainable Communities Strategy (RTP/SCS) has been adopted for the purpose of reducing GHG emissions attributable to passenger vehicles in the San Diego region. While the RTP/SCS does not regulate land use or supersede the exercise of land use authority by SANDAG's member jurisdictions (i.e., the County of San Diego and cities therein), the RTP/SCS is a relevant regional reference document for purposes of evaluating the intersection of land use and transportation patterns, and the corresponding GHG emissions. Here, the RTP/SCS is not directly applicable to the Program because the underlying purpose of the RTP/SCS is to provide direction and guidance on future regional growth (i.e., the location of new residential and non-residential land uses) and transportation patterns throughout San Diego County as stipulated under SB 375. The Program would be consistent with existing zoning and land use designations through the various jurisdictions in which the Program would occur, and would not increase vehicle trips or land use intensities as provided in the RTP/SCS. Therefore, the Program would not conflict with the intent of the RTP/SCS.

Regarding local initiatives, the City has taken steps to address climate change impacts at a local level. The City has released a draft Climate Action Plan (CAP) which outlines measures the City will take to achieve target reduction goals of Executive Order S-3-05 which established a statewide GHG reduction target of 80% below 1990 levels by 2050. A 2035 "interim" GHG reduction target has been set in the draft CAP of 50% below 2010 baseline emissions, which is based on the reduction trajectory for meeting the 2050 target goal (City of San Diego 2015c). The Program conceptual schedule and design was developed after release of the draft CAP; therefore, the Program has not been accounted for or evaluated as part of the CAP's long-term plan for GHG emission reductions.

Although the Program was not accounted for in the GHG emissions reduction calculations in the draft CAP, the Program would assist the City in achieving the CAP's GHG emissions reduction targets by reducing the City's reliance on imported water supplies through the provision of a locally produced water supply. Additionally, the Program would substantially reduce energy consumption currently required for the import, supply, and conveyance of traditional water sources. Moreover, as shown in Table 12, implementation of the Program would result in a potential overall net reduction of 19,699 MT CO_2E per year. As such, the Program would comply with, and support the goals and policies of, the City's Draft CAP, as well as those of the General Plan (CE-A.2, CE-A.8, CE-A.9, CE-F.3, CE-I.4, and CE-I.5).

The Program would not exceed the City's 900 MT CO2E screening threshold for the purposes of analyzing the significance of GHG emissions under CEQA. Additionally, the Program would not generate GHG emissions in quantities such that its implementation would conflict with the goals of AB-32, the draft Climate Action Plan, or General Plan.

5.5 Assessment of GHG Impacts

The Program's potential effect on global climate change was evaluated, and emissions of GHGs were estimated based on the use of construction equipment and vehicle trips associated with construction activities, as well as operational emissions once construction phases are complete. As shown in Table 10, the Program would result in a reduction in GHG emissions from existing conditions of approximately 19,699 MT CO_2E per year. As such, the Program would not exceed the City's 900 MT CO_2E per year screening threshold that has been established for the purposes of assessing the GHG emissions of projects in the City of San Diego, and impacts would be **less than significant**.

6 REFERENCES

14 CCR 15000–15387 and Appendices A–L. Guidelines for Implementation of the California Environmental Quality Act, as amended.

75 FR 25324-25728.Final rule: "Light-Duty Vehicle Greenhouse Gas Emission Standards and Corporate Average Fuel Economy Standards." May 7, 2010.

77 FR 62623-63200. Final rule: "2017 and Later Model Year Light-Duty Vehicle Greenhouse Gas Emissions and Corporate Average Fuel Economy Standards." October 15, 2012.

BAAQMD (Bay Area Air Quality Management District). 2010. California Environmental Quality Act Air Quality Guidelines. May 2010. Accessed February 6, 2015. http://www.baaqmd.gov/~/media/Files/Planning%20and%20Research/CEQA/Draft_BAAQMD_CEQA_Guidelines_May_2010_Final.ashx?la=en.

BAAQMD. 2013. Updated CEQA Guidelines. Updated December 6, 2013. http://www.baaqmd.gov/Divisions/Planning-and-Research/CEQA-GUIDELINES/Updated-CEQA-Guidelines.aspx.

Brown and Caldwell. 2012. Recycled Water Study. Prepared for City of San Diego. July 2012.

California Department of Water Resources. 2015. Drought Information. Water Conditions. Storms, Drought and California's Water Situation: Key Points. May 4, 2015.

CAPCOA (California Air Pollution Control Officers Association). 2008. *CEQA & Climate Change: Evaluating and Addressing Greenhouse Gas Emissions from Projects Subject to the California Environmental Quality Act*. January 2008.

CAPCOA. 2010. *Quantifying Greenhouse Gas Mitigation Measures: A Resource for Local Government to Assess Emission Reductions from Greenhouse Gas Mitigation Measures*. August 2010.

CARB (California Air Resources Board). 2006. Public Workshop to Discuss Establishing the 1990 Emissions Level and the California 2020 Limit and Developing Regulations to Require Reporting of Greenhouse Gas Emissions. Sacramento, California. December 1, 2006. http://www.arb.ca.gov/cc/inventory/meet/2006_12_01_presentation_intro.pdf.

CARB. 2008. *Climate Change Proposed Scoping Plan: A Framework for Change*. October 2008; approved December 12, 2008. http://www.arb.ca.gov/cc/scopingplan/document/psp.pdf.

CARB, California Climate Action Registry, ICLEI - Local Governments for Sustainability, and The Climate Registry. 2010. Local Government Operations Protocol – For the Quantification and Reporting of Greenhouse Gas Emissions Inventories. Version 1.1. May 2010. http://www .arb.ca.gov/cc/protocols/localgov/pubs/lgo_protocol_v1_1_2010-05-03.pdf.

CARB. 2011. Final Regulation Order – Amendments to the Airborne Toxic Control Measure for Stationary Compression Ignition Engines. Accessed April 2015. http://www.arb.ca.gov/diesel/documents/FinalReg2011.pdf.

CARB. 2014a. "California Greenhouse Gas Inventory for 2000–2012 – by Category as Defined in the 2008 Scoping Plan." March 24, 2014. http://www.arb.ca.gov/ cc/inventory/data/tables/ghg_inventory_scopingplan_00-12_2014-03-24.pdf.

CARB. 2014b. First Update to the Climate Change Scoping Plan: Building on the Framework. May 2014. http://www.arb.ca.gov/cc/scopingplan/2013_update/ first_update_climate_change_scoping_plan.pdf.

CAT (California Climate Action Team). 2006. *Final 2006 Climate Action Team Report to the Governor and Legislature*. Sacramento, California: CAT. March 2006.

CAT. 2010a. *Climate Action Team Report to Governor Schwarzenegger and the California Legislature*. Sacramento, California: CAT. December 2010. Accessed February 2014. http://www.energy.ca.gov/2010publications/CAT-1000-2010-005/ CAT-1000-2010-005.PDF.

CAT. 2010b. *Climate Action Team Biennial Report*. Sacramento, California: CAT. April 2010. Accessed February 2014. http://www.energy.ca.gov/2010publications/ CAT-1000-2010-004/CAT-1000-2010-004.PDF.

CAT. 2015. *Climate Change Research Plan for California.* California Environmental Protection Agency, Climate Action Team. February 2015.

CEC (California Energy Commission). 2012a. Coastal Flooding Potential Projections: 2000 – 2100. A White Paper from the California Energy Commission's California Climate Change Center. July 2012. http://www.energy.ca.gov/2012publications/CEC-500-2012-011/CEC-500-2012-011.pdf

CEC. 2012b. "New Title 24 Standards Will Cut Residential Energy Use by 25 Percent, Save Water, and Reduce Greenhouse Gas Emissions." Released July 1, 2014. http://www.energy.ca.gov/ releases/2014_releases/2014-07-01_new_title24_standards_nr.html.

City of San Diego. 2013. Advanced Water Purification Facility Study Report. January 2013.

City of San Diego. 2015a. "North City Water Reclamation Plant." http://www.sandiego.gov/mwwd/facilities/northcity.shtml.

City of San Diego. 2015b. *Sewer Design Guide*. City of San Diego, Public Utilities Department. May 2015.

City of San Diego. 2015c. City of San Diego Draft Climate Action Plan. March 2015. http://www.sandiego.gov/planning/genplan/cap/pdf/sd_cap_032515_draft.pdf.

CNRA (California Natural Resources Agency. 2009. 2009 California Climate Adaptation Strategy. Accessed January 2015. http://www.energy.ca.gov/2010publications/CNRA-1000-2010-010/CNRA-1000-2010-010.PDFCSU (California State University). 2004. *Executive Order No. 917 – Policy Statement on Energy Conservation, Sustainable Building Practices, and Physical Plant Management for the California State University*. September 29, 2004. http://www.calstate.edu/eo/EO-917.pdf.

Dudek. 2008. *Final Program Environmental Impact Report for the City of Vista 2008 Sewer Master Plan Update*. Prepared for City of Vista. Encinitas, California: Dudek. May 2008.

Dudek. 2012a. Final Mitigated Negative Declaration for the Recycled Water Distribution System Expansion. Prepared for El Toro Water District. Encinitas, California: Dudek. June 2012.

Dudek. 2012b. Final Mitigated Negative Declaration for the Recycled Water Tertiary Treatment Plant. El Toro Water District. Encinitas, California: Dudek. June 2012.

Dudek. 2012c. Mitigated Negative Declaration for the Temescal Canyon and Dawson Canyon Pipelines and Non-Potable Water Tank Project. Prepared for the Lee Lake Water District. Riverside, California: Dudek. December 2012.

Dudek. 2013a. Plano Lift Station Force Main Relocation Project. Prepared for the Rancho Santa Margarita Water District. Encinitas, California: Dudek. December 2013.

Dudek. 2013b. Final Initial Study/Mitigated Negative Declaration for the South Pasadena Sewer Rehabilitation and Replacement Project. Prepared for City of South Pasadena Public Works Department. Encinitas, California: Dudek. June 2013.

Dudek. 2013c. Final Mitigated Negative Declaration for the West Padaro Lane Main Sewer Extension Project. Prepared for the Carpinteria Sanitary District. Encinitas, California: Dudek. August 2013.

Dudek. 2013d. *Final Environmental Impact Report for the Coastal Treatment Plant Export Sludge Force Main Replacement Project.* Prepared for the South Orange County Wastewater Authority. Encinitas, California: Dudek. March 2013.

Dudek. 2014a. Addendum to the Final Recycled Water Distribution System Expansion. Final Mitigated Negative Declaration. Prepared for El Toro Water District. Encinitas, California: Dudek. August 2014.

Dudek. 2014b. Addendum to the Final Recycled Water Tertiary Treatment Plant. Final Mitigated Negative Declaration. Prepared for El Toro Water District. Encinitas, California: Dudek. August 2014.

Environ (ENVIRON International Corporation). 2013. *CalEEMod User's Guide*. Appendix D. February 2013.

EPA. 2010. *EPA and NHTSA Finalize Historic National Program to Reduce Greenhouse Gases and Improve Fuel Economy for Cars and Trucks*. Regulatory Announcement. Office of Transportation and Air Quality. EPA-420-F-10-014. April. http://www.epa.gov/oms/climate/regulations/420f10014.pdf.

EPA. 2011. *Final Rulemaking: Light-Duty Vehicle Greenhouse Gas Emissions Standards and Corporate Average Fuel Economy Standard*s. Regulations and Standards–Vehicles and Engines. Last updated February 2011. http://www.epa.gov/otaq/climate/regulations.htm.

EPA. 2014. "Inventory of U.S. Greenhouse Gas Emissions and Sinks: 1990-2012." April 15, 2014. Accessed April 25, 2014. http://www.epa.gov/climatechange/ghgemissions /usinventoryreport.html.

IPCC (Intergovernmental Panel on Climate Change). 2014. *Climate Change 2014: Impacts, Adaptation, and Vulnerability – Summary for Policymakers*. http://www.ipcc.ch/pdf/ assessment-report/ar5/wg2/ar5_wgII_spm_en.pdf.

National Climatic Data Center. 2014. Climate Change Impacts in the United States. U.S. National Climate Assessment. U.S. Global Change Research Program.

NWRI (National Water Resource Institute). 2012. *Direct Potable Reuse: Benefits for Public Water Supplies, Agriculture, the Environment, and Energy Conservation.*

OPR (Office of Planning and Research). 2004. *Guide to the California State Executive Branch*. October 2004. OPR. 2008. *Technical Advisory – CEQA and Climate Change: Addressing Climate Change through California Environmental Quality Act (CEQA) Review*.

OPR. 2008. *Technical Advisory – CEQA and Climate Change: Addressing Climate Change through California Environmental Quality Act (CEQA) Review*.

PBS&J. 2011. *Vallecitos Water District 2008 Water, Wastewater and Recycled Water Master Plan PEIR*. March 2011.

Pearce, William. 2015. "Average Energy Consumption Calculation of Pure Water (beyond secondary treatment) for Greenhouse Gas Report by Dudek, Table 8. May 22, 2015.

SCAQMD (South Coast Air Quality Management District). 2008. Greenhouse Gas CEQA Significance Thresholds. Accessed February 6, 2015. http://www.aqmd.gov/home/regulations/ceqa/air-quality-analysis-handbook/ghg-significance-thresholds/page/2.

SMAQMD (Sacramento Air Quality Management District). 2014. Adopt a Resolution Approving Greenhouse Gas Thresholds of Significance. October 23, 2014. Accessed February 6, 2015. http://www.airquality.org/bod/2014/Oct-Item11-AdoptResolutionGreenhouseGasThresholdsSignificanceBoardLetter.pdf.

INTENTIONALLY LEFT BLANK

APPENDIX A

CalEEMod Outputs and Estimated Construction Emissions

CA SDG&E Substation Const

San Diego Air Basin, Annual

1.0 Project Characteristics

1.1 Land Usage

Land Uses	Size	Metric	Lot Acreage	Floor Surface Area	Population
User Defined Industrial	1.00	User Defined Unit	2.50	0.00	0

1.2 Other Project Characteristics

Urbanization	Urban	**Wind Speed (m/s)**	2.6	**Precipitation Freq (Days)**	40
Climate Zone	13			**Operational Year**	2025
Utility Company	San Diego Gas & Electric				
CO2 Intensity (lb/MWhr)	720.49	**CH4 Intensity (lb/MWhr)**	0.029	**N2O Intensity (lb/MWhr)**	0.006

1.3 User Entered Comments & Non-Default Data

Project Characteristics -

Land Use - Modified

Construction Phase - Modified

Off-road Equipment - Modified

Off-road Equipment - Modified

Off-road Equipment - Modified

Off-road Equipment - Modified

Trips and VMT - Modified

Grading - Modified

Table Name	Column Name	Default Value	New Value
tblConstructionPhase	NumDays	220.00	443.00

tblConstructionPhase	NumDays	6.00	40.00
tblConstructionPhase	NumDays	10.00	20.00
tblConstructionPhase	NumDays	3.00	20.00
tblGrading	AcresOfGrading	0.00	2.50
tblGrading	MaterialExported	0.00	160.00
tblLandUse	LotAcreage	0.00	2.50
tblOffRoadEquipment	OffRoadEquipmentUnitAmount	1.00	0.00
tblOffRoadEquipment	OffRoadEquipmentUnitAmount	2.00	1.00
tblOffRoadEquipment	OffRoadEquipmentUnitAmount	1.00	0.00
tblOffRoadEquipment	OffRoadEquipmentUnitAmount	1.00	0.00
tblOffRoadEquipment	OffRoadEquipmentUnitAmount	2.00	0.00
tblOffRoadEquipment	OffRoadEquipmentUnitAmount	1.00	0.00
tblOffRoadEquipment	OffRoadEquipmentUnitAmount	1.00	2.00
tblOffRoadEquipment	OffRoadEquipmentUnitAmount	1.00	0.00
tblOffRoadEquipment	OffRoadEquipmentUnitAmount	3.00	2.00
tblOffRoadEquipment	UsageHours	8.00	4.00
tblProjectCharacteristics	OperationalYear	2014	2025
tblTripsAndVMT	HaulingTripNumber	20.00	400.00
tblTripsAndVMT	VendorTripNumber	0.00	4.00
tblTripsAndVMT	VendorTripNumber	0.00	2.00
tblTripsAndVMT	WorkerTripNumber	0.00	18.00

2.0 Emissions Summary

2.1 Overall Construction

Unmitigated Construction

	ROG	NOx	CO	SO2	Fugitive PM10	Exhaust PM10	PM10 Total	Fugitive PM2.5	Exhaust PM2.5	PM2.5 Total	Bio- CO2	NBio- CO2	Total CO2	CH4	N2O	CO2e
Year	tons/yr										MT/yr					

2026	0.1144	0.9420	1.2477	2.2700e-003	0.1989	0.0376	0.2365	0.1040	0.0356	0.1396	0.0000	188.2654	188.2654	0.0361	0.0000	189.0239
2027	0.1539	1.2349	1.6601	2.9700e-003	0.0205	0.0477	0.0682	5.4900e-003	0.0457	0.0512	0.0000	243.0934	243.0934	0.0408	0.0000	243.9497
2028	0.0297	0.2407	0.3399	6.0000e-004	3.9400e-003	9.5500e-003	0.0135	1.0500e-003	9.1100e-003	0.0102	0.0000	49.6749	49.6749	9.4600e-003	0.0000	49.8736
Total	**0.2980**	**2.4175**	**3.2476**	**5.8400e-003**	**0.2234**	**0.0948**	**0.3182**	**0.1106**	**0.0904**	**0.2010**	**0.0000**	**481.0337**	**481.0337**	**0.0864**	**0.0000**	**482.8472**

Mitigated Construction

	ROG	NOx	CO	SO2	Fugitive PM10	Exhaust PM10	PM10 Total	Fugitive PM2.5	Exhaust PM2.5	PM2.5 Total	Bio- CO2	NBio- CO2	Total CO2	CH4	N2O	CO2e
Year	tons/yr										MT/yr					
2026	0.1144	0.9420	1.2477	2.2700e-003	0.1989	0.0376	0.2365	0.1040	0.0356	0.1396	0.0000	188.2652	188.2652	0.0361	0.0000	189.0237
2027	0.1539	1.2349	1.6601	2.9700e-003	0.0205	0.0477	0.0682	5.4900e-003	0.0457	0.0512	0.0000	243.0932	243.0932	0.0408	0.0000	243.9494
2028	0.0297	0.2407	0.3399	6.0000e-004	3.9400e-003	9.5500e-003	0.0135	1.0500e-003	9.1100e-003	0.0102	0.0000	49.6748	49.6748	9.4600e-003	0.0000	49.8735
Total	**0.2980**	**2.4175**	**3.2476**	**5.8400e-003**	**0.2234**	**0.0948**	**0.3182**	**0.1106**	**0.0904**	**0.2010**	**0.0000**	**481.0332**	**481.0332**	**0.0864**	**0.0000**	**482.8467**

	ROG	**NOx**	**CO**	**SO2**	**Fugitive PM10**	**Exhaust PM10**	**PM10 Total**	**Fugitive PM2.5**	**Exhaust PM2.5**	**PM2.5 Total**	**Bio- CO2**	**NBio-CO2**	**Total CO2**	**CH4**	**N20**	**CO2e**
Percent Reduction	**0.00**	**0.00**	**0.00**	**0.00**	**0.00**	**0.00**	**0.00**	**0.00**	**0.00**	**0.00**	**0.00**	**0.00**	**0.00**	**0.00**	**0.00**	**0.00**

2.2 Overall Operational

Unmitigated Operational

	ROG	NOx	CO	SO2	Fugitive PM10	Exhaust PM10	PM10 Total	Fugitive PM2.5	Exhaust PM2.5	PM2.5 Total	Bio- CO2	NBio- CO2	Total CO2	CH4	N2O	CO2e
Category	tons/yr										MT/yr					

Area	0.0000	0.0000	1.0000e-005	0.0000		0.0000	0.0000		0.0000	0.0000	0.0000	2.0000e-005	2.0000e-005	0.0000	0.0000	2.0000e-005
Energy	0.0000	0.0000	0.0000	0.0000		0.0000	0.0000		0.0000	0.0000	0.0000	0.0000	0.0000	0.0000	0.0000	0.0000
Mobile	0.0000	0.0000	0.0000	0.0000	0.0000	0.0000	0.0000	0.0000	0.0000	0.0000	0.0000	0.0000	0.0000	0.0000	0.0000	0.0000
Waste						0.0000	0.0000		0.0000	0.0000	0.0000	0.0000	0.0000	0.0000	0.0000	0.0000
Water						0.0000	0.0000		0.0000	0.0000	0.0000	0.0000	0.0000	0.0000	0.0000	0.0000
Total	**0.0000**	**0.0000**	**1.0000e-005**	**0.0000**	**0.0000**	**0.0000**	**0.0000**	**0.0000**	**0.0000**	**0.0000**	**0.0000**	**2.0000e-005**	**2.0000e-005**	**0.0000**	**0.0000**	**2.0000e-005**

Mitigated Operational

	ROG	NOx	CO	SO2	Fugitive PM10	Exhaust PM10	PM10 Total	Fugitive PM2.5	Exhaust PM2.5	PM2.5 Total	Bio- CO2	NBio- CO2	Total CO2	CH4	N2O	CO2e
Category	tons/yr										MT/yr					
Area	0.0000	0.0000	1.0000e-005	0.0000		0.0000	0.0000		0.0000	0.0000	0.0000	2.0000e-005	2.0000e-005	0.0000	0.0000	2.0000e-005
Energy	0.0000	0.0000	0.0000	0.0000		0.0000	0.0000		0.0000	0.0000	0.0000	0.0000	0.0000	0.0000	0.0000	0.0000
Mobile	0.0000	0.0000	0.0000	0.0000	0.0000	0.0000	0.0000	0.0000	0.0000	0.0000	0.0000	0.0000	0.0000	0.0000	0.0000	0.0000
Waste						0.0000	0.0000		0.0000	0.0000	0.0000	0.0000	0.0000	0.0000	0.0000	0.0000
Water						0.0000	0.0000		0.0000	0.0000	0.0000	0.0000	0.0000	0.0000	0.0000	0.0000
Total	**0.0000**	**0.0000**	**1.0000e-005**	**0.0000**	**0.0000**	**0.0000**	**0.0000**	**0.0000**	**0.0000**	**0.0000**	**0.0000**	**2.0000e-005**	**2.0000e-005**	**0.0000**	**0.0000**	**2.0000e-005**

	ROG	**NOx**	**CO**	**SO2**	**Fugitive PM10**	**Exhaust PM10**	**PM10 Total**	**Fugitive PM2.5**	**Exhaust PM2.5**	**PM2.5 Total**	**Bio- CO2**	**NBio-CO2**	**Total CO2**	**CH4**	**N20**	**CO2e**
Percent Reduction	**0.00**	**0.00**	**0.00**	**0.00**	**0.00**	**0.00**	**0.00**	**0.00**	**0.00**	**0.00**	**0.00**	**0.00**	**0.00**	**0.00**	**0.00**	**0.00**

3.0 Construction Detail

Construction Phase

Phase Number	Phase Name	Phase Type	Start Date	End Date	Num Days Week	Num Days	Phase Description
1	Site Preparation	Site Preparation	4/1/2026	4/28/2026	5	20	
2	Grading	Grading	4/29/2026	6/23/2026	5	40	
3	Building Construction	Building Construction	6/24/2026	3/3/2028	5	443	
4	Paving	Paving	3/4/2028	3/31/2028	5	20	

Acres of Grading (Site Preparation Phase): 0

Acres of Grading (Grading Phase): 2.5

Acres of Paving: 0

Residential Indoor: 0; Residential Outdoor: 0; Non-Residential Indoor: 0; Non-Residential Outdoor: 0 (Architectural Coating – sqft)

OffRoad Equipment

Phase Name	Offroad Equipment Type	Amount	Usage Hours	Horse Power	Load Factor
Site Preparation	Graders	0	8.00	174	0.41
Site Preparation	Rubber Tired Dozers	1	8.00	255	0.40
Site Preparation	Scrapers	0	8.00	361	0.48
Site Preparation	Tractors/Loaders/Backhoes	1	7.00	97	0.37
Grading	Excavators	1	8.00	162	0.38
Grading	Graders	0	8.00	174	0.41
Grading	Plate Compactors	1	8.00	8	0.43
Grading	Rubber Tired Dozers	1	8.00	255	0.40
Grading	Tractors/Loaders/Backhoes	2	7.00	97	0.37
Building Construction	Cranes	1	4.00	226	0.29
Building Construction	Forklifts	1	7.00	89	0.20
Building Construction	Generator Sets	1	8.00	84	0.74
Building Construction	Tractors/Loaders/Backhoes	2	6.00	97	0.37
Building Construction	Welders	2	8.00	46	0.45
Paving	Cement and Mortar Mixers	0	8.00	9	0.56
Paving	Pavers	1	8.00	125	0.42

Paving	Paving Equipment	1	8.00	130	0.36
Paving	Rollers	0	8.00	80	0.38
Paving	Tractors/Loaders/Backhoes	0	8.00	97	0.37

Trips and VMT

Phase Name	Offroad Equipment Count	Worker Trip Number	Vendor Trip Number	Hauling Trip Number	Worker Trip Length	Vendor Trip Length	Hauling Trip Length	Worker Vehicle Class	Vendor Vehicle Class	Hauling Vehicle Class
Site Preparation	2	5.00	4.00	0.00	10.80	7.30	20.00	LD_Mix	HDT_Mix	HHDT
Grading	5	13.00	0.00	400.00	10.80	7.30	20.00	LD_Mix	HDT_Mix	HHDT
Building Construction	7	18.00	2.00	0.00	10.80	7.30	20.00	LD_Mix	HDT_Mix	HHDT
Paving	2	5.00	0.00	0.00	10.80	7.30	20.00	LD_Mix	HDT_Mix	HHDT

3.1 Mitigation Measures Construction

3.2 Site Preparation - 2026

Unmitigated Construction On-Site

	ROG	NOx	CO	SO2	Fugitive PM10	Exhaust PM10	PM10 Total	Fugitive PM2.5	Exhaust PM2.5	PM2.5 Total	Bio- CO2	NBio- CO2	Total CO2	CH4	N2O	CO2e
Category	tons/yr										MT/yr					
Fugitive Dust					0.0602	0.0000	0.0602	0.0331	0.0000	0.0331	0.0000	0.0000	0.0000	0.0000	0.0000	0.0000
Off-Road	7.7600e-003	0.0723	0.0727	1.2000e-004		3.1800e-003	3.1800e-003		2.9300e-003	2.9300e-003	0.0000	10.2165	10.2165	3.3000e-003	0.0000	10.2858
Total	**7.7600e-003**	**0.0723**	**0.0727**	**1.2000e-004**	**0.0602**	**3.1800e-003**	**0.0634**	**0.0331**	**2.9300e-003**	**0.0360**	**0.0000**	**10.2165**	**10.2165**	**3.3000e-003**	**0.0000**	**10.2858**

Unmitigated Construction Off-Site

	ROG	NOx	CO	SO2	Fugitive PM10	Exhaust PM10	PM10 Total	Fugitive PM2.5	Exhaust PM2.5	PM2.5 Total	Bio- CO2	NBio- CO2	Total CO2	CH4	N2O	CO2e
Category	tons/yr										MT/yr					
Hauling	0.0000	0.0000	0.0000	0.0000	0.0000	0.0000	0.0000	0.0000	0.0000	0.0000	0.0000	0.0000	0.0000	0.0000	0.0000	0.0000
Vendor	2.6000e-004	1.4700e-003	3.6400e-003	1.0000e-005	2.6000e-004	3.0000e-005	2.9000e-004	7.0000e-005	3.0000e-005	1.1000e-004	0.0000	0.7969	0.7969	1.0000e-005	0.0000	0.7970
Worker	1.0000e-004	1.2000e-004	1.1300e-003	0.0000	4.0000e-004	0.0000	4.0000e-004	1.1000e-004	0.0000	1.1000e-004	0.0000	0.2937	0.2937	1.0000e-005	0.0000	0.2939
Total	**3.6000e-004**	**1.5900e-003**	**4.7700e-003**	**1.0000e-005**	**6.6000e-004**	**3.0000e-005**	**6.9000e-004**	**1.8000e-004**	**3.0000e-005**	**2.2000e-004**	**0.0000**	**1.0906**	**1.0906**	**2.0000e-005**	**0.0000**	**1.0910**

Mitigated Construction On-Site

	ROG	NOx	CO	SO2	Fugitive PM10	Exhaust PM10	PM10 Total	Fugitive PM2.5	Exhaust PM2.5	PM2.5 Total	Bio- CO2	NBio- CO2	Total CO2	CH4	N2O	CO2e
Category	tons/yr										MT/yr					
Fugitive Dust					0.0602	0.0000	0.0602	0.0331	0.0000	0.0331	0.0000	0.0000	0.0000	0.0000	0.0000	0.0000
Off-Road	7.7600e-003	0.0723	0.0727	1.2000e-004		3.1800e-003	3.1800e-003		2.9300e-003	2.9300e-003	0.0000	10.2164	10.2164	3.3000e-003	0.0000	10.2858
Total	**7.7600e-003**	**0.0723**	**0.0727**	**1.2000e-004**	**0.0602**	**3.1800e-003**	**0.0634**	**0.0331**	**2.9300e-003**	**0.0360**	**0.0000**	**10.2164**	**10.2164**	**3.3000e-003**	**0.0000**	**10.2858**

Mitigated Construction Off-Site

	ROG	NOx	CO	SO2	Fugitive PM10	Exhaust PM10	PM10 Total	Fugitive PM2.5	Exhaust PM2.5	PM2.5 Total	Bio- CO2	NBio- CO2	Total CO2	CH4	N2O	CO2e
Category	tons/yr										MT/yr					
Hauling	0.0000	0.0000	0.0000	0.0000	0.0000	0.0000	0.0000	0.0000	0.0000	0.0000	0.0000	0.0000	0.0000	0.0000	0.0000	0.0000

Vendor	2.6000e-004	1.4700e-003	3.6400e-003	1.0000e-005	2.6000e-004	3.0000e-005	2.9000e-004	7.0000e-005	3.0000e-005	1.1000e-004	0.0000	0.7969	0.7969	1.0000e-005	0.0000	0.7970
Worker	1.0000e-004	1.2000e-004	1.1300e-003	0.0000	4.0000e-004	0.0000	4.0000e-004	1.1000e-004	0.0000	1.1000e-004	0.0000	0.2937	0.2937	1.0000e-005	0.0000	0.2939
Total	**3.6000e-004**	**1.5900e-003**	**4.7700e-003**	**1.0000e-005**	**6.6000e-004**	**3.0000e-005**	**6.9000e-004**	**1.8000e-004**	**3.0000e-005**	**2.2000e-004**	**0.0000**	**1.0906**	**1.0906**	**2.0000e-005**	**0.0000**	**1.0910**

3.3 Grading - 2026

Unmitigated Construction On-Site

	ROG	NOx	CO	SO2	Fugitive PM10	Exhaust PM10	PM10 Total	Fugitive PM2.5	Exhaust PM2.5	PM2.5 Total	Bio- CO2	NBio- CO2	Total CO2	CH4	N2O	CO2e
Category	tons/yr										MT/yr					
Fugitive Dust					0.1218	0.0000	0.1218	0.0664	0.0000	0.0664	0.0000	0.0000	0.0000	0.0000	0.0000	0.0000
Off-Road	0.0221	0.1980	0.2556	4.0000e-004		8.7400e-003	8.7400e-003		8.0500e-003	8.0500e-003	0.0000	35.1617	35.1617	0.0112	0.0000	35.3976
Total	**0.0221**	**0.1980**	**0.2556**	**4.0000e-004**	**0.1218**	**8.7400e-003**	**0.1305**	**0.0664**	**8.0500e-003**	**0.0744**	**0.0000**	**35.1617**	**35.1617**	**0.0112**	**0.0000**	**35.3976**

Unmitigated Construction Off-Site

	ROG	NOx	CO	SO2	Fugitive PM10	Exhaust PM10	PM10 Total	Fugitive PM2.5	Exhaust PM2.5	PM2.5 Total	Bio- CO2	NBio- CO2	Total CO2	CH4	N2O	CO2e
Category	tons/yr										MT/yr					
Hauling	2.8900e-003	0.0211	0.0362	1.5000e-004	3.4100e-003	6.1000e-004	4.0200e-003	9.4000e-004	5.6000e-004	1.5000e-003	0.0000	12.6031	12.6031	9.0000e-005	0.0000	12.6049
Vendor	0.0000	0.0000	0.0000	0.0000	0.0000	0.0000	0.0000	0.0000	0.0000	0.0000	0.0000	0.0000	0.0000	0.0000	0.0000	0.0000
Worker	5.0000e-004	6.3000e-004	5.8800e-003	3.0000e-005	2.0800e-003	2.0000e-005	2.1000e-003	5.5000e-004	1.0000e-005	5.7000e-004	0.0000	1.5271	1.5271	6.0000e-005	0.0000	1.5285
Total	**3.3900e-003**	**0.0217**	**0.0421**	**1.8000e-004**	**5.4900e-003**	**6.3000e-004**	**6.1200e-003**	**1.4900e-003**	**5.7000e-004**	**2.0700e-003**	**0.0000**	**14.1302**	**14.1302**	**1.5000e-004**	**0.0000**	**14.1334**

Mitigated Construction On-Site

	ROG	NOx	CO	SO2	Fugitive PM10	Exhaust PM10	PM10 Total	Fugitive PM2.5	Exhaust PM2.5	PM2.5 Total	Bio- CO2	NBio- CO2	Total CO2	CH4	N2O	CO2e
Category	tons/yr										MT/yr					
Fugitive Dust					0.1218	0.0000	0.1218	0.0664	0.0000	0.0664	0.0000	0.0000	0.0000	0.0000	0.0000	0.0000
Off-Road	0.0221	0.1980	0.2556	4.0000e-004		8.7400e-003	8.7400e-003		8.0500e-003	8.0500e-003	0.0000	35.1616	35.1616	0.0112	0.0000	35.3975
Total	**0.0221**	**0.1980**	**0.2556**	**4.0000e-004**	**0.1218**	**8.7400e-003**	**0.1305**	**0.0664**	**8.0500e-003**	**0.0744**	**0.0000**	**35.1616**	**35.1616**	**0.0112**	**0.0000**	**35.3975**

Mitigated Construction Off-Site

	ROG	NOx	CO	SO2	Fugitive PM10	Exhaust PM10	PM10 Total	Fugitive PM2.5	Exhaust PM2.5	PM2.5 Total	Bio- CO2	NBio- CO2	Total CO2	CH4	N2O	CO2e
Category	tons/yr										MT/yr					
Hauling	2.8900e-003	0.0211	0.0362	1.5000e-004	3.4100e-003	6.1000e-004	4.0200e-003	9.4000e-004	5.6000e-004	1.5000e-003	0.0000	12.6031	12.6031	9.0000e-005	0.0000	12.6049
Vendor	0.0000	0.0000	0.0000	0.0000	0.0000	0.0000	0.0000	0.0000	0.0000	0.0000	0.0000	0.0000	0.0000	0.0000	0.0000	0.0000
Worker	5.0000e-004	6.3000e-004	5.8800e-003	3.0000e-005	2.0800e-003	2.0000e-005	2.1000e-003	5.5000e-004	1.0000e-005	5.7000e-004	0.0000	1.5271	1.5271	6.0000e-005	0.0000	1.5285
Total	**3.3900e-003**	**0.0217**	**0.0421**	**1.8000e-004**	**5.4900e-003**	**6.3000e-004**	**6.1200e-003**	**1.4900e-003**	**5.7000e-004**	**2.0700e-003**	**0.0000**	**14.1302**	**14.1302**	**1.5000e-004**	**0.0000**	**14.1334**

3.4 Building Construction - 2026

Unmitigated Construction On-Site

	ROG	NOx	CO	SO2	Fugitive PM10	Exhaust PM10	PM10 Total	Fugitive PM2.5	Exhaust PM2.5	PM2.5 Total	Bio- CO2	NBio- CO2	Total CO2	CH4	N2O	CO2e

Category	tons/yr										MT/yr					
Off-Road	0.0776	0.6403	0.8322	1.4100e-003		0.0248	0.0248		0.0238	0.0238	0.0000	117.6951	117.6951	0.0211	0.0000	118.1379
Total	**0.0776**	**0.6403**	**0.8322**	**1.4100e-003**		**0.0248**	**0.0248**		**0.0238**	**0.0238**	**0.0000**	**117.6951**	**117.6951**	**0.0211**	**0.0000**	**118.1379**

Unmitigated Construction Off-Site

	ROG	NOx	CO	SO2	Fugitive PM10	Exhaust PM10	PM10 Total	Fugitive PM2.5	Exhaust PM2.5	PM2.5 Total	Bio- CO2	NBio- CO2	Total CO2	CH4	N2O	CO2e
Category	tons/yr										MT/yr					
Hauling	0.0000	0.0000	0.0000	0.0000	0.0000	0.0000	0.0000	0.0000	0.0000	0.0000	0.0000	0.0000	0.0000	0.0000	0.0000	0.0000
Vendor	9.0000e-004	5.0400e-003	0.0125	3.0000e-005	8.9000e-004	1.1000e-004	1.0100e-003	2.5000e-004	1.0000e-004	3.6000e-004	0.0000	2.7294	2.7294	2.0000e-005	0.0000	2.7298
Worker	2.3500e-003	2.9700e-003	0.0279	1.2000e-004	9.8900e-003	8.0000e-005	9.9600e-003	2.6300e-003	7.0000e-005	2.7000e-003	0.0000	7.2420	7.2420	3.1000e-004	0.0000	7.2484
Total	**3.2500e-003**	**8.0100e-003**	**0.0404**	**1.5000e-004**	**0.0108**	**1.9000e-004**	**0.0110**	**2.8800e-003**	**1.7000e-004**	**3.0600e-003**	**0.0000**	**9.9714**	**9.9714**	**3.3000e-004**	**0.0000**	**9.9782**

Mitigated Construction On-Site

	ROG	NOx	CO	SO2	Fugitive PM10	Exhaust PM10	PM10 Total	Fugitive PM2.5	Exhaust PM2.5	PM2.5 Total	Bio- CO2	NBio- CO2	Total CO2	CH4	N2O	CO2e
Category	tons/yr										MT/yr					
Off-Road	0.0776	0.6403	0.8322	1.4100e-003		0.0248	0.0248		0.0238	0.0238	0.0000	117.6950	117.6950	0.0211	0.0000	118.1378
Total	**0.0776**	**0.6403**	**0.8322**	**1.4100e-003**		**0.0248**	**0.0248**		**0.0238**	**0.0238**	**0.0000**	**117.6950**	**117.6950**	**0.0211**	**0.0000**	**118.1378**

Mitigated Construction Off-Site

	ROG	NOx	CO	SO2	Fugitive PM10	Exhaust PM10	PM10 Total	Fugitive PM2.5	Exhaust PM2.5	PM2.5 Total	Bio- CO2	NBio- CO2	Total CO2	CH4	N2O	CO2e
Category	tons/yr										MT/yr					
Hauling	0.0000	0.0000	0.0000	0.0000	0.0000	0.0000	0.0000	0.0000	0.0000	0.0000	0.0000	0.0000	0.0000	0.0000	0.0000	0.0000
Vendor	9.0000e-004	5.0400e-003	0.0125	3.0000e-005	8.9000e-004	1.1000e-004	1.0100e-003	2.5000e-004	1.0000e-004	3.6000e-004	0.0000	2.7294	2.7294	2.0000e-005	0.0000	2.7298
Worker	2.3500e-003	2.9700e-003	0.0279	1.2000e-004	9.8900e-003	8.0000e-005	9.9600e-003	2.6300e-003	7.0000e-005	2.7000e-003	0.0000	7.2420	7.2420	3.1000e-004	0.0000	7.2484
Total	**3.2500e-003**	**8.0100e-003**	**0.0404**	**1.5000e-004**	**0.0108**	**1.9000e-004**	**0.0110**	**2.8800e-003**	**1.7000e-004**	**3.0600e-003**	**0.0000**	**9.9714**	**9.9714**	**3.3000e-004**	**0.0000**	**9.9782**

3.4 Building Construction - 2027

Unmitigated Construction On-Site

	ROG	NOx	CO	SO2	Fugitive PM10	Exhaust PM10	PM10 Total	Fugitive PM2.5	Exhaust PM2.5	PM2.5 Total	Bio- CO2	NBio- CO2	Total CO2	CH4	N2O	CO2e
Category	tons/yr										MT/yr					
Off-Road	0.1479	1.2199	1.5854	2.6800e-003		0.0473	0.0473		0.0454	0.0454	0.0000	224.2221	224.2221	0.0402	0.0000	225.0656
Total	**0.1479**	**1.2199**	**1.5854**	**2.6800e-003**		**0.0473**	**0.0473**		**0.0454**	**0.0454**	**0.0000**	**224.2221**	**224.2221**	**0.0402**	**0.0000**	**225.0656**

Unmitigated Construction Off-Site

	ROG	NOx	CO	SO2	Fugitive PM10	Exhaust PM10	PM10 Total	Fugitive PM2.5	Exhaust PM2.5	PM2.5 Total	Bio- CO2	NBio- CO2	Total CO2	CH4	N2O	CO2e
Category	tons/yr										MT/yr					
Hauling	0.0000	0.0000	0.0000	0.0000	0.0000	0.0000	0.0000	0.0000	0.0000	0.0000	0.0000	0.0000	0.0000	0.0000	0.0000	0.0000
Vendor	1.6600e-003	9.5000e-003	0.0231	6.0000e-005	1.7000e-003	2.2000e-004	1.9200e-003	4.9000e-004	2.0000e-004	6.9000e-004	0.0000	5.2005	5.2005	4.0000e-005	0.0000	5.2012
Worker	4.3400e-003	5.4800e-003	0.0515	2.3000e-004	0.0188	1.5000e-004	0.0190	5.0100e-003	1.4000e-004	5.1400e-003	0.0000	13.6708	13.6708	5.7000e-004	0.0000	13.6828
Total	**6.0000e-003**	**0.0150**	**0.0746**	**2.9000e-004**	**0.0205**	**3.7000e-004**	**0.0209**	**5.5000e-003**	**3.4000e-004**	**5.8300e-003**	**0.0000**	**18.8713**	**18.8713**	**6.1000e-004**	**0.0000**	**18.8841**

Mitigated Construction On-Site

	ROG	NOx	CO	SO2	Fugitive PM10	Exhaust PM10	PM10 Total	Fugitive PM2.5	Exhaust PM2.5	PM2.5 Total	Bio- CO2	NBio- CO2	Total CO2	CH4	N2O	CO2e
Category	tons/yr										MT/yr					
Off-Road	0.1479	1.2199	1.5854	2.6800e-003		0.0473	0.0473		0.0454	0.0454	0.0000	224.2218	224.2218	0.0402	0.0000	225.0654
Total	**0.1479**	**1.2199**	**1.5854**	**2.6800e-003**		**0.0473**	**0.0473**		**0.0454**	**0.0454**	**0.0000**	**224.2218**	**224.2218**	**0.0402**	**0.0000**	**225.0654**

Mitigated Construction Off-Site

	ROG	NOx	CO	SO2	Fugitive PM10	Exhaust PM10	PM10 Total	Fugitive PM2.5	Exhaust PM2.5	PM2.5 Total	Bio- CO2	NBio- CO2	Total CO2	CH4	N2O	CO2e
Category	tons/yr										MT/yr					

Hauling	0.0000	0.0000	0.0000	0.0000	0.0000	0.0000	0.0000	0.0000	0.0000	0.0000	0.0000	0.0000	0.0000	0.0000	0.0000	0.0000
Vendor	1.6600e-003	9.5000e-003	0.0231	6.0000e-005	1.7000e-003	2.2000e-004	1.9200e-003	4.9000e-004	2.0000e-004	6.9000e-004	0.0000	5.2005	5.2005	4.0000e-005	0.0000	5.2012
Worker	4.3400e-003	5.4800e-003	0.0515	2.3000e-004	0.0188	1.5000e-004	0.0190	5.0100e-003	1.4000e-004	5.1400e-003	0.0000	13.6708	13.6708	5.7000e-004	0.0000	13.6828
Total	**6.0000e-003**	**0.0150**	**0.0746**	**2.9000e-004**	**0.0205**	**3.7000e-004**	**0.0209**	**5.5000e-003**	**3.4000e-004**	**5.8300e-003**	**0.0000**	**18.8713**	**18.8713**	**6.1000e-004**	**0.0000**	**18.8841**

3.4 Building Construction - 2028

Unmitigated Construction On-Site

	ROG	NOx	CO	SO2	Fugitive PM10	Exhaust PM10	PM10 Total	Fugitive PM2.5	Exhaust PM2.5	PM2.5 Total	Bio- CO2	NBio- CO2	Total CO2	CH4	N2O	CO2e
Category	tons/yr										MT/yr					
Off-Road	0.0255	0.2103	0.2734	4.6000e-004		8.1600e-003	8.1600e-003		7.8200e-003	7.8200e-003	0.0000	38.6590	38.6590	6.9300e-003	0.0000	38.8044
Total	**0.0255**	**0.2103**	**0.2734**	**4.6000e-004**		**8.1600e-003**	**8.1600e-003**		**7.8200e-003**	**7.8200e-003**	**0.0000**	**38.6590**	**38.6590**	**6.9300e-003**	**0.0000**	**38.8044**

Unmitigated Construction Off-Site

	ROG	NOx	CO	SO2	Fugitive PM10	Exhaust PM10	PM10 Total	Fugitive PM2.5	Exhaust PM2.5	PM2.5 Total	Bio- CO2	NBio- CO2	Total CO2	CH4	N2O	CO2e
Category	tons/yr										MT/yr					
Hauling	0.0000	0.0000	0.0000	0.0000	0.0000	0.0000	0.0000	0.0000	0.0000	0.0000	0.0000	0.0000	0.0000	0.0000	0.0000	0.0000
Vendor	2.8000e-004	1.6200e-003	3.9500e-003	1.0000e-005	2.9000e-004	4.0000e-005	3.3000e-004	8.0000e-005	3.0000e-005	1.2000e-004	0.0000	0.8968	0.8968	1.0000e-005	0.0000	0.8969
Worker	7.2000e-004	9.2000e-004	8.6300e-003	4.0000e-005	3.2500e-003	3.0000e-005	3.2700e-003	8.6000e-004	2.0000e-005	8.9000e-004	0.0000	2.3386	2.3386	1.0000e-004	0.0000	2.3406
Total	**1.0000e-003**	**2.5400e-003**	**0.0126**	**5.0000e-005**	**3.5400e-003**	**7.0000e-005**	**3.6000e-003**	**9.4000e-004**	**5.0000e-005**	**1.0100e-003**	**0.0000**	**3.2353**	**3.2353**	**1.1000e-004**	**0.0000**	**3.2375**

Mitigated Construction On-Site

	ROG	NOx	CO	SO2	Fugitive PM10	Exhaust PM10	PM10 Total	Fugitive PM2.5	Exhaust PM2.5	PM2.5 Total	Bio- CO2	NBio- CO2	Total CO2	CH4	N2O	CO2e
Category	tons/yr										MT/yr					
Off-Road	0.0255	0.2103	0.2734	4.6000e-004		8.1600e-003	8.1600e-003		7.8200e-003	7.8200e-003	0.0000	38.6589	38.6589	6.9300e-003	0.0000	38.8044
Total	**0.0255**	**0.2103**	**0.2734**	**4.6000e-004**		**8.1600e-003**	**8.1600e-003**		**7.8200e-003**	**7.8200e-003**	**0.0000**	**38.6589**	**38.6589**	**6.9300e-003**	**0.0000**	**38.8044**

Mitigated Construction Off-Site

	ROG	NOx	CO	SO2	Fugitive PM10	Exhaust PM10	PM10 Total	Fugitive PM2.5	Exhaust PM2.5	PM2.5 Total	Bio- CO2	NBio- CO2	Total CO2	CH4	N2O	CO2e
Category	tons/yr										MT/yr					
Hauling	0.0000	0.0000	0.0000	0.0000	0.0000	0.0000	0.0000	0.0000	0.0000	0.0000	0.0000	0.0000	0.0000	0.0000	0.0000	0.0000
Vendor	2.8000e-004	1.6200e-003	3.9500e-003	1.0000e-005	2.9000e-004	4.0000e-005	3.3000e-004	8.0000e-005	3.0000e-005	1.2000e-004	0.0000	0.8968	0.8968	1.0000e-005	0.0000	0.8969
Worker	7.2000e-004	9.2000e-004	8.6300e-003	4.0000e-005	3.2500e-003	3.0000e-005	3.2700e-003	8.6000e-004	2.0000e-005	8.9000e-004	0.0000	2.3386	2.3386	1.0000e-004	0.0000	2.3406
Total	**1.0000e-003**	**2.5400e-003**	**0.0126**	**5.0000e-005**	**3.5400e-003**	**7.0000e-005**	**3.6000e-003**	**9.4000e-004**	**5.0000e-005**	**1.0100e-003**	**0.0000**	**3.2353**	**3.2353**	**1.1000e-004**	**0.0000**	**3.2375**

3.5 Paving - 2028

Unmitigated Construction On-Site

	ROG	NOx	CO	SO2	Fugitive PM10	Exhaust PM10	PM10 Total	Fugitive PM2.5	Exhaust PM2.5	PM2.5 Total	Bio- CO2	NBio- CO2	Total CO2	CH4	N2O	CO2e
Category	tons/yr										MT/yr					
Off-Road	3.1200e-003	0.0277	0.0529	9.0000e-005		1.3300e-003	1.3300e-003		1.2200e-003	1.2200e-003	0.0000	7.4919	7.4919	2.4200e-003	0.0000	7.5428
Paving	0.0000					0.0000	0.0000		0.0000	0.0000	0.0000	0.0000	0.0000	0.0000	0.0000	0.0000
Total	**3.1200e-003**	**0.0277**	**0.0529**	**9.0000e-005**		**1.3300e-003**	**1.3300e-003**		**1.2200e-003**	**1.2200e-003**	**0.0000**	**7.4919**	**7.4919**	**2.4200e-003**	**0.0000**	**7.5428**

Unmitigated Construction Off-Site

	ROG	NOx	CO	SO2	Fugitive PM10	Exhaust PM10	PM10 Total	Fugitive PM2.5	Exhaust PM2.5	PM2.5 Total	Bio- CO2	NBio- CO2	Total CO2	CH4	N2O	CO2e
Category	tons/yr										MT/yr					
Hauling	0.0000	0.0000	0.0000	0.0000	0.0000	0.0000	0.0000	0.0000	0.0000	0.0000	0.0000	0.0000	0.0000	0.0000	0.0000	0.0000
Vendor	0.0000	0.0000	0.0000	0.0000	0.0000	0.0000	0.0000	0.0000	0.0000	0.0000	0.0000	0.0000	0.0000	0.0000	0.0000	0.0000
Worker	9.0000e-005	1.1000e-004	1.0700e-003	0.0000	4.0000e-004	0.0000	4.0000e-004	1.1000e-004	0.0000	1.1000e-004	0.0000	0.2887	0.2887	1.0000e-005	0.0000	0.2890
Total	**9.0000e-005**	**1.1000e-004**	**1.0700e-003**	**0.0000**	**4.0000e-004**	**0.0000**	**4.0000e-004**	**1.1000e-004**	**0.0000**	**1.1000e-004**	**0.0000**	**0.2887**	**0.2887**	**1.0000e-005**	**0.0000**	**0.2890**

Mitigated Construction On-Site

	ROG	NOx	CO	SO2	Fugitive PM10	Exhaust PM10	PM10 Total	Fugitive PM2.5	Exhaust PM2.5	PM2.5 Total	Bio- CO2	NBio- CO2	Total CO2	CH4	N2O	CO2e
Category	tons/yr										MT/yr					
Off-Road	3.1200e-003	0.0277	0.0529	9.0000e-005		1.3300e-003	1.3300e-003		1.2200e-003	1.2200e-003	0.0000	7.4919	7.4919	2.4200e-003	0.0000	7.5427

Paving	0.0000					0.0000	0.0000		0.0000	0.0000	0.0000	0.0000	0.0000	0.0000	0.0000	0.0000
Total	**3.1200e-003**	**0.0277**	**0.0529**	**9.0000e-005**		**1.3300e-003**	**1.3300e-003**		**1.2200e-003**	**1.2200e-003**	**0.0000**	**7.4919**	**7.4919**	**2.4200e-003**	**0.0000**	**7.5427**

Mitigated Construction Off-Site

	ROG	NOx	CO	SO2	Fugitive PM10	Exhaust PM10	PM10 Total	Fugitive PM2.5	Exhaust PM2.5	PM2.5 Total	Bio- CO2	NBio- CO2	Total CO2	CH4	N2O	CO2e
Category	tons/yr										MT/yr					
Hauling	0.0000	0.0000	0.0000	0.0000	0.0000	0.0000	0.0000	0.0000	0.0000	0.0000	0.0000	0.0000	0.0000	0.0000	0.0000	0.0000
Vendor	0.0000	0.0000	0.0000	0.0000	0.0000	0.0000	0.0000	0.0000	0.0000	0.0000	0.0000	0.0000	0.0000	0.0000	0.0000	0.0000
Worker	9.0000e-005	1.1000e-004	1.0700e-003	0.0000	4.0000e-004	0.0000	4.0000e-004	1.1000e-004	0.0000	1.1000e-004	0.0000	0.2887	0.2887	1.0000e-005	0.0000	0.2890
Total	**9.0000e-005**	**1.1000e-004**	**1.0700e-003**	**0.0000**	**4.0000e-004**	**0.0000**	**4.0000e-004**	**1.1000e-004**	**0.0000**	**1.1000e-004**	**0.0000**	**0.2887**	**0.2887**	**1.0000e-005**	**0.0000**	**0.2890**

4.0 Operational Detail - Mobile

4.1 Mitigation Measures Mobile

	ROG	NOx	CO	SO2	Fugitive PM10	Exhaust PM10	PM10 Total	Fugitive PM2.5	Exhaust PM2.5	PM2.5 Total	Bio- CO2	NBio- CO2	Total CO2	CH4	N2O	CO2e
Category	tons/yr										MT/yr					
Mitigated	0.0000	0.0000	0.0000	0.0000	0.0000	0.0000	0.0000	0.0000	0.0000	0.0000	0.0000	0.0000	0.0000	0.0000	0.0000	0.0000
Unmitigated	0.0000	0.0000	0.0000	0.0000	0.0000	0.0000	0.0000	0.0000	0.0000	0.0000	0.0000	0.0000	0.0000	0.0000	0.0000	0.0000

4.2 Trip Summary Information

	Average Daily Trip Rate			Unmitigated	Mitigated
Land Use	Weekday	Saturday	Sunday	Annual VMT	Annual VMT
User Defined Industrial	0.00	0.00	0.00		
Total	0.00	0.00	0.00		

4.3 Trip Type Information

	Miles			Trip %			Trip Purpose %		
Land Use	H-W or C-W	H-S or C-C	H-O or C-NW	H-W or C-W	H-S or C-C	H-O or C-NW	Primary	Diverted	Pass-by
User Defined Industrial	9.50	7.30	7.30	0.00	0.00	0.00	0	0	0

LDA	LDT1	LDT2	MDV	LHD1	LHD2	MHD	HHD	OBUS	UBUS	MCY	SBUS	MH
0.511923	0.073395	0.191568	0.130918	0.036235	0.005199	0.012665	0.023708	0.001889	0.002027	0.006511	0.000534	0.003431

5.0 Energy Detail

4.4 Fleet Mix

Historical Energy Use: N

5.1 Mitigation Measures Energy

	ROG	NOx	CO	SO2	Fugitive PM10	Exhaust PM10	PM10 Total	Fugitive PM2.5	Exhaust PM2.5	PM2.5 Total	Bio- CO2	NBio- CO2	Total CO2	CH4	N2O	CO2e
Category	tons/yr										MT/yr					
Electricity Mitigated						0.0000	0.0000		0.0000	0.0000	0.0000	0.0000	0.0000	0.0000	0.0000	0.0000
Electricity Unmitigated						0.0000	0.0000		0.0000	0.0000	0.0000	0.0000	0.0000	0.0000	0.0000	0.0000
NaturalGas Mitigated	0.0000	0.0000	0.0000	0.0000		0.0000	0.0000		0.0000	0.0000	0.0000	0.0000	0.0000	0.0000	0.0000	0.0000
NaturalGas Unmitigated	0.0000	0.0000	0.0000	0.0000		0.0000	0.0000		0.0000	0.0000	0.0000	0.0000	0.0000	0.0000	0.0000	0.0000

5.2 Energy by Land Use - NaturalGas

Unmitigated

	NaturalGas Use	ROG	NOx	CO	SO2	Fugitive PM10	Exhaust PM10	PM10 Total	Fugitive PM2.5	Exhaust PM2.5	PM2.5 Total	Bio- CO2	NBio- CO2	Total CO2	CH4	N2O	CO2e
Land Use	kBTU/yr	tons/yr										MT/yr					
User Defined Industrial	0	0.0000	0.0000	0.0000	0.0000		0.0000	0.0000		0.0000	0.0000	0.0000	0.0000	0.0000	0.0000	0.0000	0.0000
Total		**0.0000**	**0.0000**	**0.0000**	**0.0000**		**0.0000**	**0.0000**		**0.0000**	**0.0000**	**0.0000**	**0.0000**	**0.0000**	**0.0000**	**0.0000**	**0.0000**

Mitigated

	NaturalGas Use	ROG	NOx	CO	SO2	Fugitive PM10	Exhaust PM10	PM10 Total	Fugitive PM2.5	Exhaust PM2.5	PM2.5 Total	Bio- CO2	NBio- CO2	Total CO2	CH4	N2O	CO2e
Land Use	kBTU/yr	tons/yr										MT/yr					
User Defined Industrial	0	0.0000	0.0000	0.0000	0.0000		0.0000	0.0000		0.0000	0.0000	0.0000	0.0000	0.0000	0.0000	0.0000	0.0000
Total		**0.0000**	**0.0000**	**0.0000**	**0.0000**		**0.0000**	**0.0000**		**0.0000**	**0.0000**	**0.0000**	**0.0000**	**0.0000**	**0.0000**	**0.0000**	**0.0000**

5.3 Energy by Land Use - Electricity

Unmitigated

	Electricity Use	Total CO2	CH4	N2O	CO2e
Land Use	kWh/yr	MT/yr			
User Defined Industrial	0	0.0000	0.0000	0.0000	0.0000
Total		**0.0000**	**0.0000**	**0.0000**	**0.0000**

Mitigated

	Electricity Use	Total CO2	CH4	N2O	CO2e
Land Use	kWh/yr	MT/yr			
User Defined Industrial	0	0.0000	0.0000	0.0000	0.0000
Total		**0.0000**	**0.0000**	**0.0000**	**0.0000**

6.0 Area Detail

6.1 Mitigation Measures Area

	ROG	NOx	CO	SO2	Fugitive PM10	Exhaust PM10	PM10 Total	Fugitive PM2.5	Exhaust PM2.5	PM2.5 Total	Bio- CO2	NBio- CO2	Total CO2	CH4	N2O	CO2e
Category	tons/yr										MT/yr					
Mitigated	0.0000	0.0000	1.0000e-005	0.0000		0.0000	0.0000		0.0000	0.0000	0.0000	2.0000e-005	2.0000e-005	0.0000	0.0000	2.0000e-005

Unmitigated	0.0000	0.0000	1.0000e-005	0.0000		0.0000	0.0000		0.0000	0.0000	0.0000	2.0000e-005	2.0000e-005	0.0000	0.0000	2.0000e-005

6.2 Area by SubCategory

Unmitigated

	ROG	NOx	CO	SO2	Fugitive PM10	Exhaust PM10	PM10 Total	Fugitive PM2.5	Exhaust PM2.5	PM2.5 Total	Bio- CO2	NBio- CO2	Total CO2	CH4	N2O	CO2e
SubCategory	tons/yr										MT/yr					
Architectural Coating	0.0000					0.0000	0.0000		0.0000	0.0000	0.0000	0.0000	0.0000	0.0000	0.0000	0.0000
Consumer Products	0.0000					0.0000	0.0000		0.0000	0.0000	0.0000	0.0000	0.0000	0.0000	0.0000	0.0000
Landscaping	0.0000	0.0000	1.0000e-005	0.0000		0.0000	0.0000		0.0000	0.0000	0.0000	2.0000e-005	2.0000e-005	0.0000	0.0000	2.0000e-005
Total	**0.0000**	**0.0000**	**1.0000e-005**	**0.0000**		**0.0000**	**0.0000**		**0.0000**	**0.0000**	**0.0000**	**2.0000e-005**	**2.0000e-005**	**0.0000**	**0.0000**	**2.0000e-005**

Mitigated

	ROG	NOx	CO	SO2	Fugitive PM10	Exhaust PM10	PM10 Total	Fugitive PM2.5	Exhaust PM2.5	PM2.5 Total	Bio- CO2	NBio- CO2	Total CO2	CH4	N2O	CO2e
SubCategory	tons/yr										MT/yr					
Consumer Products	0.0000					0.0000	0.0000		0.0000	0.0000	0.0000	0.0000	0.0000	0.0000	0.0000	0.0000
Landscaping	0.0000	0.0000	1.0000e-005	0.0000		0.0000	0.0000		0.0000	0.0000	0.0000	2.0000e-005	2.0000e-005	0.0000	0.0000	2.0000e-005
Architectural Coating	0.0000					0.0000	0.0000		0.0000	0.0000	0.0000	0.0000	0.0000	0.0000	0.0000	0.0000
Total	**0.0000**	**0.0000**	**1.0000e-005**	**0.0000**		**0.0000**	**0.0000**		**0.0000**	**0.0000**	**0.0000**	**2.0000e-005**	**2.0000e-005**	**0.0000**	**0.0000**	**2.0000e-005**

7.0 Water Detail

7.1 Mitigation Measures Water

	Total CO2	CH4	N2O	CO2e
Category	MT/yr			
Mitigated	0.0000	0.0000	0.0000	0.0000
Unmitigated	0.0000	0.0000	0.0000	0.0000

7.2 Water by Land Use

Unmitigated

	Indoor/Outdoor Use	Total CO2	CH4	N2O	CO2e
Land Use	Mgal	MT/yr			
User Defined Industrial	0 / 0	0.0000	0.0000	0.0000	0.0000
Total		**0.0000**	**0.0000**	**0.0000**	**0.0000**

Mitigated

	Indoor/Outdoor Use	Total CO2	CH4	N2O	CO2e

Land Use	Mgal	MT/yr			
User Defined Industrial	0 / 0	0.0000	0.0000	0.0000	0.0000
Total		**0.0000**	**0.0000**	**0.0000**	**0.0000**

8.0 Waste Detail

8.1 Mitigation Measures Waste

Category/Year

	Total CO2	CH4	N2O	CO2e
	MT/yr			
Mitigated	0.0000	0.0000	0.0000	0.0000
Unmitigated	0.0000	0.0000	0.0000	0.0000

8.2 Waste by Land Use

Unmitigated

	Waste Disposed	Total CO2	CH4	N2O	CO2e
Land Use	tons	MT/yr			
User Defined Industrial	0	0.0000	0.0000	0.0000	0.0000

Total		**0.0000**	**0.0000**	**0.0000**	**0.0000**

Mitigated

	Waste Disposed	Total CO2	CH4	N2O	CO2e
Land Use	tons	MT/yr			
User Defined Industrial	0	0.0000	0.0000	0.0000	0.0000
Total		**0.0000**	**0.0000**	**0.0000**	**0.0000**

9.0 Operational Offroad

Equipment Type	Number	Hours/Day	Days/Year	Horse Power	Load Factor	Fuel Type

10.0 Vegetation

CDRAWPF Const

San Diego Air Basin, Annual

1.0 Project Characteristics

1.1 Land Usage

Land Uses	Size	Metric	Lot Acreage	Floor Surface Area	Population
User Defined Industrial	1.00	User Defined Unit	11.00	0.00	0

1.2 Other Project Characteristics

Urbanization	Urban	**Wind Speed (m/s)**	2.6	**Precipitation Freq (Days)**	40
Climate Zone	13			**Operational Year**	2025
Utility Company	San Diego Gas & Electric				
CO2 Intensity (lb/MWhr)	720.49	**CH4 Intensity (lb/MWhr)**	0.029	**N2O Intensity (lb/MWhr)**	0.006

1.3 User Entered Comments & Non-Default Data

Project Characteristics -

Land Use - Modified

Construction Phase - Modified

Off-road Equipment - Modified

Off-road Equipment - Modified

Off-road Equipment - Modified

Off-road Equipment - Modified

Grading - Modified

Table Name	Column Name	Default Value	New Value
tblConstructionPhase	NumDays	300.00	443.00
tblConstructionPhase	NumDays	30.00	40.00

tblConstructionPhase	NumDays	10.00	20.00
tblGrading	AcresOfGrading	0.00	11.00
tblGrading	MaterialExported	0.00	160.00
tblLandUse	LotAcreage	0.00	11.00
tblOffRoadEquipment	OffRoadEquipmentUnitAmount	2.00	1.00
tblOffRoadEquipment	OffRoadEquipmentUnitAmount	3.00	1.00
tblOffRoadEquipment	OffRoadEquipmentUnitAmount	1.00	0.00
tblOffRoadEquipment	OffRoadEquipmentUnitAmount	2.00	1.00
tblOffRoadEquipment	OffRoadEquipmentUnitAmount	2.00	1.00
tblOffRoadEquipment	OffRoadEquipmentUnitAmount	2.00	0.00
tblOffRoadEquipment	OffRoadEquipmentUnitAmount	3.00	1.00
tblOffRoadEquipment	OffRoadEquipmentUnitAmount	2.00	0.00
tblOffRoadEquipment	OffRoadEquipmentUnitAmount	3.00	2.00
tblOffRoadEquipment	OffRoadEquipmentUnitAmount	4.00	1.00
tblOffRoadEquipment	OffRoadEquipmentUnitAmount	1.00	2.00
tblOffRoadEquipment	UsageHours	7.00	4.00
tblProjectCharacteristics	OperationalYear	2014	2025
tblTripsAndVMT	HaulingTripNumber	20.00	400.00
tblTripsAndVMT	VendorTripNumber	0.00	4.00

2.0 Emissions Summary

2.1 Overall Construction

Unmitigated Construction

	ROG	NOx	CO	SO2	Fugitive PM10	Exhaust PM10	PM10 Total	Fugitive PM2.5	Exhaust PM2.5	PM2.5 Total	Bio- CO2	NBio- CO2	Total CO2	CH4	N2O	CO2e
Year	tons/yr										MT/yr					
2026	0.1150	0.9722	1.2691	2.2000e-003	0.1927	0.0391	0.2317	0.1016	0.0369	0.1385	0.0000	185.8491	185.8491	0.0382	0.0000	186.6521

2027	0.1536	1.2768	1.6767	2.8100e-003	0.0000	0.0498	0.0498	0.0000	0.0477	0.0477	0.0000	235.3527	235.3527	0.0438	0.0000	236.2718
2028	0.0297	0.2479	0.3431	5.7000e-004	4.0000e-004	9.9200e-003	0.0103	1.1000e-004	9.4400e-003	9.5500e-003	0.0000	48.3586	48.3586	9.9800e-003	0.0000	48.5682
Total	**0.2983**	**2.4969**	**3.2889**	**5.5800e-003**	**0.1931**	**0.0988**	**0.2918**	**0.1017**	**0.0940**	**0.1957**	**0.0000**	**469.5604**	**469.5604**	**0.0920**	**0.0000**	**471.4921**

Mitigated Construction

	ROG	NOx	CO	SO2	Fugitive PM10	Exhaust PM10	PM10 Total	Fugitive PM2.5	Exhaust PM2.5	PM2.5 Total	Bio- CO2	NBio- CO2	Total CO2	CH4	N2O	CO2e
Year	tons/yr										MT/yr					
2026	0.1150	0.9722	1.2691	2.2000e-003	0.1927	0.0391	0.2317	0.1016	0.0369	0.1385	0.0000	185.8489	185.8489	0.0382	0.0000	186.6519
2027	0.1536	1.2768	1.6767	2.8100e-003	0.0000	0.0498	0.0498	0.0000	0.0477	0.0477	0.0000	235.3524	235.3524	0.0438	0.0000	236.2715
2028	0.0297	0.2479	0.3431	5.7000e-004	4.0000e-004	9.9200e-003	0.0103	1.1000e-004	9.4400e-003	9.5500e-003	0.0000	48.3586	48.3586	9.9800e-003	0.0000	48.5682
Total	**0.2983**	**2.4969**	**3.2889**	**5.5800e-003**	**0.1931**	**0.0988**	**0.2918**	**0.1017**	**0.0940**	**0.1957**	**0.0000**	**469.5598**	**469.5598**	**0.0920**	**0.0000**	**471.4915**

	ROG	**NOx**	**CO**	**SO2**	**Fugitive PM10**	**Exhaust PM10**	**PM10 Total**	**Fugitive PM2.5**	**Exhaust PM2.5**	**PM2.5 Total**	**Bio- CO2**	**NBio-CO2**	**Total CO2**	**CH4**	**N20**	**CO2e**
Percent Reduction	**0.00**	**0.00**	**0.00**	**0.00**	**0.00**	**0.00**	**0.00**	**0.00**	**0.00**	**0.00**	**0.00**	**0.00**	**0.00**	**0.00**	**0.00**	**0.00**

2.2 Overall Operational

Unmitigated Operational

	ROG	NOx	CO	SO2	Fugitive PM10	Exhaust PM10	PM10 Total	Fugitive PM2.5	Exhaust PM2.5	PM2.5 Total	Bio- CO2	NBio- CO2	Total CO2	CH4	N2O	CO2e
Category	tons/yr										MT/yr					
Area	0.0000	0.0000	1.0000e-005	0.0000		0.0000	0.0000		0.0000	0.0000	0.0000	2.0000e-005	2.0000e-005	0.0000	0.0000	2.0000e-005

Energy	0.0000	0.0000	0.0000	0.0000		0.0000	0.0000		0.0000	0.0000	0.0000	0.0000	0.0000	0.0000	0.0000	0.0000
Mobile	0.0000	0.0000	0.0000	0.0000	0.0000	0.0000	0.0000	0.0000	0.0000	0.0000	0.0000	0.0000	0.0000	0.0000	0.0000	0.0000
Waste						0.0000	0.0000		0.0000	0.0000	0.0000	0.0000	0.0000	0.0000	0.0000	0.0000
Water						0.0000	0.0000		0.0000	0.0000	0.0000	0.0000	0.0000	0.0000	0.0000	0.0000
Total	**0.0000**	**0.0000**	**1.0000e-005**	**0.0000**	**0.0000**	**0.0000**	**0.0000**	**0.0000**	**0.0000**	**0.0000**	**0.0000**	**2.0000e-005**	**2.0000e-005**	**0.0000**	**0.0000**	**2.0000e-005**

Mitigated Operational

	ROG	NOx	CO	SO2	Fugitive PM10	Exhaust PM10	PM10 Total	Fugitive PM2.5	Exhaust PM2.5	PM2.5 Total	Bio- CO2	NBio- CO2	Total CO2	CH4	N2O	CO2e
Category	tons/yr										MT/yr					
Area	0.0000	0.0000	1.0000e-005	0.0000		0.0000	0.0000		0.0000	0.0000	0.0000	2.0000e-005	2.0000e-005	0.0000	0.0000	2.0000e-005
Energy	0.0000	0.0000	0.0000	0.0000		0.0000	0.0000		0.0000	0.0000	0.0000	0.0000	0.0000	0.0000	0.0000	0.0000
Mobile	0.0000	0.0000	0.0000	0.0000	0.0000	0.0000	0.0000	0.0000	0.0000	0.0000	0.0000	0.0000	0.0000	0.0000	0.0000	0.0000
Waste						0.0000	0.0000		0.0000	0.0000	0.0000	0.0000	0.0000	0.0000	0.0000	0.0000
Water						0.0000	0.0000		0.0000	0.0000	0.0000	0.0000	0.0000	0.0000	0.0000	0.0000
Total	**0.0000**	**0.0000**	**1.0000e-005**	**0.0000**	**0.0000**	**0.0000**	**0.0000**	**0.0000**	**0.0000**	**0.0000**	**0.0000**	**2.0000e-005**	**2.0000e-005**	**0.0000**	**0.0000**	**2.0000e-005**

	ROG	NOx	CO	SO2	Fugitive PM10	Exhaust PM10	PM10 Total	Fugitive PM2.5	Exhaust PM2.5	PM2.5 Total	Bio- CO2	NBio-CO2	Total CO2	CH4	N20	CO2e
Percent Reduction	**0.00**	**0.00**	**0.00**	**0.00**	**0.00**	**0.00**	**0.00**	**0.00**	**0.00**	**0.00**	**0.00**	**0.00**	**0.00**	**0.00**	**0.00**	**0.00**

3.0 Construction Detail

Construction Phase

Phase Number	Phase Name	Phase Type	Start Date	End Date	Num Days Week	Num Days	Phase Description
1	Site Preparation	Site Preparation	4/1/2026	4/28/2026	5	20	
2	Grading	Grading	4/29/2026	6/23/2026	5	40	
3	Building Construction	Building Construction	6/24/2026	3/3/2028	5	443	
4	Paving	Paving	3/4/2028	3/31/2028	5	20	

Acres of Grading (Site Preparation Phase): 0

Acres of Grading (Grading Phase): 11

Acres of Paving: 0

Residential Indoor: 0; Residential Outdoor: 0; Non-Residential Indoor: 0; Non-Residential Outdoor: 0 (Architectural Coating – sqft)

OffRoad Equipment

Phase Name	Offroad Equipment Type	Amount	Usage Hours	Horse Power	Load Factor
Site Preparation	Rubber Tired Dozers	1	8.00	255	0.40
Site Preparation	Tractors/Loaders/Backhoes	1	8.00	97	0.37
Grading	Excavators	1	8.00	162	0.38
Grading	Graders	0	8.00	174	0.41
Grading	Plate Compactors	1	8.00	8	0.43
Grading	Rubber Tired Dozers	1	8.00	255	0.40
Grading	Scrapers	0	8.00	361	0.48
Grading	Tractors/Loaders/Backhoes	2	8.00	97	0.37
Building Construction	Cranes	1	4.00	226	0.29
Building Construction	Forklifts	1	8.00	89	0.20
Building Construction	Generator Sets	1	8.00	84	0.74
Building Construction	Tractors/Loaders/Backhoes	2	7.00	97	0.37
Building Construction	Welders	2	8.00	46	0.45
Paving	Pavers	1	8.00	125	0.42
Paving	Paving Equipment	1	8.00	130	0.36
Paving	Rollers	0	8.00	80	0.38

Trips and VMT

Phase Name	Offroad Equipment Count	Worker Trip Number	Vendor Trip Number	Hauling Trip Number	Worker Trip Length	Vendor Trip Length	Hauling Trip Length	Worker Vehicle Class	Vendor Vehicle Class	Hauling Vehicle Class
Site Preparation	2	5.00	4.00	0.00	10.80	7.30	20.00	LD_Mix	HDT_Mix	HHDT
Grading	5	13.00	0.00	400.00	10.80	7.30	20.00	LD_Mix	HDT_Mix	HHDT
Building Construction	7	0.00	0.00	0.00	10.80	7.30	20.00	LD_Mix	HDT_Mix	HHDT
Paving	2	5.00	0.00	0.00	10.80	7.30	20.00	LD_Mix	HDT_Mix	HHDT

3.1 Mitigation Measures Construction

3.2 Site Preparation - 2026

Unmitigated Construction On-Site

	ROG	NOx	CO	SO2	Fugitive PM10	Exhaust PM10	PM10 Total	Fugitive PM2.5	Exhaust PM2.5	PM2.5 Total	Bio- CO2	NBio- CO2	Total CO2	CH4	N2O	CO2e
Category	tons/yr										MT/yr					
Fugitive Dust					0.0602	0.0000	0.0602	0.0331	0.0000	0.0331	0.0000	0.0000	0.0000	0.0000	0.0000	0.0000
Off-Road	7.9200e-003	0.0740	0.0755	1.2000e-004		3.2500e-003	3.2500e-003		2.9900e-003	2.9900e-003	0.0000	10.5590	10.5590	3.4100e-003	0.0000	10.6307
Total	**7.9200e-003**	**0.0740**	**0.0755**	**1.2000e-004**	**0.0602**	**3.2500e-003**	**0.0635**	**0.0331**	**2.9900e-003**	**0.0361**	**0.0000**	**10.5590**	**10.5590**	**3.4100e-003**	**0.0000**	**10.6307**

Unmitigated Construction Off-Site

	ROG	NOx	CO	SO2	Fugitive PM10	Exhaust PM10	PM10 Total	Fugitive PM2.5	Exhaust PM2.5	PM2.5 Total	Bio- CO2	NBio- CO2	Total CO2	CH4	N2O	CO2e
Category	tons/yr										MT/yr					
Hauling	0.0000	0.0000	0.0000	0.0000	0.0000	0.0000	0.0000	0.0000	0.0000	0.0000	0.0000	0.0000	0.0000	0.0000	0.0000	0.0000

Vendor	2.6000e-004	1.4700e-003	3.6400e-003	1.0000e-005	2.6000e-004	3.0000e-005	2.9000e-004	7.0000e-005	3.0000e-005	1.1000e-004	0.0000	0.7969	0.7969	1.0000e-005	0.0000	0.7970
Worker	1.0000e-004	1.2000e-004	1.1300e-003	0.0000	4.0000e-004	0.0000	4.0000e-004	1.1000e-004	0.0000	1.1000e-004	0.0000	0.2937	0.2937	1.0000e-005	0.0000	0.2939
Total	**3.6000e-004**	**1.5900e-003**	**4.7700e-003**	**1.0000e-005**	**6.6000e-004**	**3.0000e-005**	**6.9000e-004**	**1.8000e-004**	**3.0000e-005**	**2.2000e-004**	**0.0000**	**1.0906**	**1.0906**	**2.0000e-005**	**0.0000**	**1.0910**

Mitigated Construction On-Site

	ROG	NOx	CO	SO2	Fugitive PM10	Exhaust PM10	PM10 Total	Fugitive PM2.5	Exhaust PM2.5	PM2.5 Total	Bio- CO2	NBio- CO2	Total CO2	CH4	N2O	CO2e
Category	tons/yr										MT/yr					
Fugitive Dust					0.0602	0.0000	0.0602	0.0331	0.0000	0.0331	0.0000	0.0000	0.0000	0.0000	0.0000	0.0000
Off-Road	7.9200e-003	0.0740	0.0755	1.2000e-004		3.2500e-003	3.2500e-003		2.9900e-003	2.9900e-003	0.0000	10.5590	10.5590	3.4100e-003	0.0000	10.6307
Total	**7.9200e-003**	**0.0740**	**0.0755**	**1.2000e-004**	**0.0602**	**3.2500e-003**	**0.0635**	**0.0331**	**2.9900e-003**	**0.0361**	**0.0000**	**10.5590**	**10.5590**	**3.4100e-003**	**0.0000**	**10.6307**

Mitigated Construction Off-Site

	ROG	NOx	CO	SO2	Fugitive PM10	Exhaust PM10	PM10 Total	Fugitive PM2.5	Exhaust PM2.5	PM2.5 Total	Bio- CO2	NBio- CO2	Total CO2	CH4	N2O	CO2e
Category	tons/yr										MT/yr					
Hauling	0.0000	0.0000	0.0000	0.0000	0.0000	0.0000	0.0000	0.0000	0.0000	0.0000	0.0000	0.0000	0.0000	0.0000	0.0000	0.0000
Vendor	2.6000e-004	1.4700e-003	3.6400e-003	1.0000e-005	2.6000e-004	3.0000e-005	2.9000e-004	7.0000e-005	3.0000e-005	1.1000e-004	0.0000	0.7969	0.7969	1.0000e-005	0.0000	0.7970
Worker	1.0000e-004	1.2000e-004	1.1300e-003	0.0000	4.0000e-004	0.0000	4.0000e-004	1.1000e-004	0.0000	1.1000e-004	0.0000	0.2937	0.2937	1.0000e-005	0.0000	0.2939
Total	**3.6000e-004**	**1.5900e-003**	**4.7700e-003**	**1.0000e-005**	**6.6000e-004**	**3.0000e-005**	**6.9000e-004**	**1.8000e-004**	**3.0000e-005**	**2.2000e-004**	**0.0000**	**1.0906**	**1.0906**	**2.0000e-005**	**0.0000**	**1.0910**

3.3 Grading - 2026

Unmitigated Construction On-Site

	ROG	NOx	CO	SO2	Fugitive PM10	Exhaust PM10	PM10 Total	Fugitive PM2.5	Exhaust PM2.5	PM2.5 Total	Bio- CO2	NBio- CO2	Total CO2	CH4	N2O	CO2e
Category	tons/yr										MT/yr					
Fugitive Dust					0.1263	0.0000	0.1263	0.0668	0.0000	0.0668	0.0000	0.0000	0.0000	0.0000	0.0000	0.0000
Off-Road	0.0227	0.2047	0.2667	4.2000e-004		9.0100e-003	9.0100e-003		8.3000e-003	8.3000e-003	0.0000	36.5318	36.5318	0.0117	0.0000	36.7770
Total	**0.0227**	**0.2047**	**0.2667**	**4.2000e-004**	**0.1263**	**9.0100e-003**	**0.1353**	**0.0668**	**8.3000e-003**	**0.0751**	**0.0000**	**36.5318**	**36.5318**	**0.0117**	**0.0000**	**36.7770**

Unmitigated Construction Off-Site

	ROG	NOx	CO	SO2	Fugitive PM10	Exhaust PM10	PM10 Total	Fugitive PM2.5	Exhaust PM2.5	PM2.5 Total	Bio- CO2	NBio- CO2	Total CO2	CH4	N2O	CO2e
Category	tons/yr										MT/yr					
Hauling	2.8900e-003	0.0211	0.0362	1.5000e-004	3.4100e-003	6.1000e-004	4.0200e-003	9.4000e-004	5.6000e-004	1.5000e-003	0.0000	12.6031	12.6031	9.0000e-005	0.0000	12.6049
Vendor	0.0000	0.0000	0.0000	0.0000	0.0000	0.0000	0.0000	0.0000	0.0000	0.0000	0.0000	0.0000	0.0000	0.0000	0.0000	0.0000
Worker	5.0000e-004	6.3000e-004	5.8800e-003	3.0000e-005	2.0800e-003	2.0000e-005	2.1000e-003	5.5000e-004	1.0000e-005	5.7000e-004	0.0000	1.5271	1.5271	6.0000e-005	0.0000	1.5285
Total	**3.3900e-003**	**0.0217**	**0.0421**	**1.8000e-004**	**5.4900e-003**	**6.3000e-004**	**6.1200e-003**	**1.4900e-003**	**5.7000e-004**	**2.0700e-003**	**0.0000**	**14.1302**	**14.1302**	**1.5000e-004**	**0.0000**	**14.1334**

Mitigated Construction On-Site

	ROG	NOx	CO	SO2	Fugitive PM10	Exhaust PM10	PM10 Total	Fugitive PM2.5	Exhaust PM2.5	PM2.5 Total	Bio- CO2	NBio- CO2	Total CO2	CH4	N2O	CO2e

Category	tons/yr										MT/yr					
Fugitive Dust					0.1263	0.0000	0.1263	0.0668	0.0000	0.0668	0.0000	0.0000	0.0000	0.0000	0.0000	0.0000
Off-Road	0.0227	0.2047	0.2667	4.2000e-004		9.0100e-003	9.0100e-003		8.3000e-003	8.3000e-003	0.0000	36.5317	36.5317	0.0117	0.0000	36.7769
Total	**0.0227**	**0.2047**	**0.2667**	**4.2000e-004**	**0.1263**	**9.0100e-003**	**0.1353**	**0.0668**	**8.3000e-003**	**0.0751**	**0.0000**	**36.5317**	**36.5317**	**0.0117**	**0.0000**	**36.7769**

Mitigated Construction Off-Site

	ROG	NOx	CO	SO2	Fugitive PM10	Exhaust PM10	PM10 Total	Fugitive PM2.5	Exhaust PM2.5	PM2.5 Total	Bio- CO2	NBio- CO2	Total CO2	CH4	N2O	CO2e
Category	tons/yr										MT/yr					
Hauling	2.8900e-003	0.0211	0.0362	1.5000e-004	3.4100e-003	6.1000e-004	4.0200e-003	9.4000e-004	5.6000e-004	1.5000e-003	0.0000	12.6031	12.6031	9.0000e-005	0.0000	12.6049
Vendor	0.0000	0.0000	0.0000	0.0000	0.0000	0.0000	0.0000	0.0000	0.0000	0.0000	0.0000	0.0000	0.0000	0.0000	0.0000	0.0000
Worker	5.0000e-004	6.3000e-004	5.8800e-003	3.0000e-005	2.0800e-003	2.0000e-005	2.1000e-003	5.5000e-004	1.0000e-005	5.7000e-004	0.0000	1.5271	1.5271	6.0000e-005	0.0000	1.5285
Total	**3.3900e-003**	**0.0217**	**0.0421**	**1.8000e-004**	**5.4900e-003**	**6.3000e-004**	**6.1200e-003**	**1.4900e-003**	**5.7000e-004**	**2.0700e-003**	**0.0000**	**14.1302**	**14.1302**	**1.5000e-004**	**0.0000**	**14.1334**

3.4 Building Construction - 2026

Unmitigated Construction On-Site

	ROG	NOx	CO	SO2	Fugitive PM10	Exhaust PM10	PM10 Total	Fugitive PM2.5	Exhaust PM2.5	PM2.5 Total	Bio- CO2	NBio- CO2	Total CO2	CH4	N2O	CO2e
Category	tons/yr										MT/yr					
Off-Road	0.0806	0.6702	0.8801	1.4700e-003		0.0261	0.0261		0.0250	0.0250	0.0000	123.5376	123.5376	0.0230	0.0000	124.0201
Total	**0.0806**	**0.6702**	**0.8801**	**1.4700e-003**		**0.0261**	**0.0261**		**0.0250**	**0.0250**	**0.0000**	**123.5376**	**123.5376**	**0.0230**	**0.0000**	**124.0201**

Unmitigated Construction Off-Site

	ROG	NOx	CO	SO2	Fugitive PM10	Exhaust PM10	PM10 Total	Fugitive PM2.5	Exhaust PM2.5	PM2.5 Total	Bio- CO2	NBio- CO2	Total CO2	CH4	N2O	CO2e
Category	tons/yr										MT/yr					
Hauling	0.0000	0.0000	0.0000	0.0000	0.0000	0.0000	0.0000	0.0000	0.0000	0.0000	0.0000	0.0000	0.0000	0.0000	0.0000	0.0000
Vendor	0.0000	0.0000	0.0000	0.0000	0.0000	0.0000	0.0000	0.0000	0.0000	0.0000	0.0000	0.0000	0.0000	0.0000	0.0000	0.0000
Worker	0.0000	0.0000	0.0000	0.0000	0.0000	0.0000	0.0000	0.0000	0.0000	0.0000	0.0000	0.0000	0.0000	0.0000	0.0000	0.0000
Total	**0.0000**	**0.0000**	**0.0000**	**0.0000**	**0.0000**	**0.0000**	**0.0000**	**0.0000**	**0.0000**	**0.0000**	**0.0000**	**0.0000**	**0.0000**	**0.0000**	**0.0000**	**0.0000**

Mitigated Construction On-Site

	ROG	NOx	CO	SO2	Fugitive PM10	Exhaust PM10	PM10 Total	Fugitive PM2.5	Exhaust PM2.5	PM2.5 Total	Bio- CO2	NBio- CO2	Total CO2	CH4	N2O	CO2e
Category	tons/yr										MT/yr					
Off-Road	0.0806	0.6702	0.8801	1.4700e-003		0.0261	0.0261		0.0250	0.0250	0.0000	123.5375	123.5375	0.0230	0.0000	124.0199
Total	**0.0806**	**0.6702**	**0.8801**	**1.4700e-003**		**0.0261**	**0.0261**		**0.0250**	**0.0250**	**0.0000**	**123.5375**	**123.5375**	**0.0230**	**0.0000**	**124.0199**

Mitigated Construction Off-Site

	ROG	NOx	CO	SO2	Fugitive PM10	Exhaust PM10	PM10 Total	Fugitive PM2.5	Exhaust PM2.5	PM2.5 Total	Bio- CO2	NBio- CO2	Total CO2	CH4	N2O	CO2e
Category	tons/yr										MT/yr					
Hauling	0.0000	0.0000	0.0000	0.0000	0.0000	0.0000	0.0000	0.0000	0.0000	0.0000	0.0000	0.0000	0.0000	0.0000	0.0000	0.0000
Vendor	0.0000	0.0000	0.0000	0.0000	0.0000	0.0000	0.0000	0.0000	0.0000	0.0000	0.0000	0.0000	0.0000	0.0000	0.0000	0.0000
Worker	0.0000	0.0000	0.0000	0.0000	0.0000	0.0000	0.0000	0.0000	0.0000	0.0000	0.0000	0.0000	0.0000	0.0000	0.0000	0.0000
Total	**0.0000**	**0.0000**	**0.0000**	**0.0000**	**0.0000**	**0.0000**	**0.0000**	**0.0000**	**0.0000**	**0.0000**	**0.0000**	**0.0000**	**0.0000**	**0.0000**	**0.0000**	**0.0000**

3.4 Building Construction - 2027

Unmitigated Construction On-Site

	ROG	NOx	CO	SO2	Fugitive PM10	Exhaust PM10	PM10 Total	Fugitive PM2.5	Exhaust PM2.5	PM2.5 Total	Bio- CO2	NBio- CO2	Total CO2	CH4	N2O	CO2e
Category	tons/yr										MT/yr					
Off-Road	0.1536	1.2768	1.6767	2.8100e-003		0.0498	0.0498		0.0477	0.0477	0.0000	235.3527	235.3527	0.0438	0.0000	236.2718
Total	**0.1536**	**1.2768**	**1.6767**	**2.8100e-003**		**0.0498**	**0.0498**		**0.0477**	**0.0477**	**0.0000**	**235.3527**	**235.3527**	**0.0438**	**0.0000**	**236.2718**

Unmitigated Construction Off-Site

	ROG	NOx	CO	SO2	Fugitive PM10	Exhaust PM10	PM10 Total	Fugitive PM2.5	Exhaust PM2.5	PM2.5 Total	Bio- CO2	NBio- CO2	Total CO2	CH4	N2O	CO2e
Category	tons/yr										MT/yr					

Hauling	0.0000	0.0000	0.0000	0.0000	0.0000	0.0000	0.0000	0.0000	0.0000	0.0000	0.0000	0.0000	0.0000	0.0000	0.0000	0.0000
Vendor	0.0000	0.0000	0.0000	0.0000	0.0000	0.0000	0.0000	0.0000	0.0000	0.0000	0.0000	0.0000	0.0000	0.0000	0.0000	0.0000
Worker	0.0000	0.0000	0.0000	0.0000	0.0000	0.0000	0.0000	0.0000	0.0000	0.0000	0.0000	0.0000	0.0000	0.0000	0.0000	0.0000
Total	**0.0000**	**0.0000**	**0.0000**	**0.0000**	**0.0000**	**0.0000**	**0.0000**	**0.0000**	**0.0000**	**0.0000**	**0.0000**	**0.0000**	**0.0000**	**0.0000**	**0.0000**	**0.0000**

Mitigated Construction On-Site

	ROG	NOx	CO	SO2	Fugitive PM10	Exhaust PM10	PM10 Total	Fugitive PM2.5	Exhaust PM2.5	PM2.5 Total	Bio- CO2	NBio- CO2	Total CO2	CH4	N2O	CO2e
Category	tons/yr										MT/yr					
Off-Road	0.1536	1.2768	1.6767	2.8100e-003		0.0498	0.0498		0.0477	0.0477	0.0000	235.3524	235.3524	0.0438	0.0000	236.2715
Total	**0.1536**	**1.2768**	**1.6767**	**2.8100e-003**		**0.0498**	**0.0498**		**0.0477**	**0.0477**	**0.0000**	**235.3524**	**235.3524**	**0.0438**	**0.0000**	**236.2715**

Mitigated Construction Off-Site

	ROG	NOx	CO	SO2	Fugitive PM10	Exhaust PM10	PM10 Total	Fugitive PM2.5	Exhaust PM2.5	PM2.5 Total	Bio- CO2	NBio- CO2	Total CO2	CH4	N2O	CO2e
Category	tons/yr										MT/yr					
Hauling	0.0000	0.0000	0.0000	0.0000	0.0000	0.0000	0.0000	0.0000	0.0000	0.0000	0.0000	0.0000	0.0000	0.0000	0.0000	0.0000
Vendor	0.0000	0.0000	0.0000	0.0000	0.0000	0.0000	0.0000	0.0000	0.0000	0.0000	0.0000	0.0000	0.0000	0.0000	0.0000	0.0000
Worker	0.0000	0.0000	0.0000	0.0000	0.0000	0.0000	0.0000	0.0000	0.0000	0.0000	0.0000	0.0000	0.0000	0.0000	0.0000	0.0000
Total	**0.0000**	**0.0000**	**0.0000**	**0.0000**	**0.0000**	**0.0000**	**0.0000**	**0.0000**	**0.0000**	**0.0000**	**0.0000**	**0.0000**	**0.0000**	**0.0000**	**0.0000**	**0.0000**

3.4 Building Construction - 2028

Unmitigated Construction On-Site

	ROG	NOx	CO	SO2	Fugitive PM10	Exhaust PM10	PM10 Total	Fugitive PM2.5	Exhaust PM2.5	PM2.5 Total	Bio- CO2	NBio- CO2	Total CO2	CH4	N2O	CO2e
Category	tons/yr										MT/yr					
Off-Road	0.0265	0.2201	0.2891	4.8000e-004		8.5800e-003	8.5800e-003		8.2200e-003	8.2200e-003	0.0000	40.5780	40.5780	7.5500e-003	0.0000	40.7365
Total	**0.0265**	**0.2201**	**0.2891**	**4.8000e-004**		**8.5800e-003**	**8.5800e-003**		**8.2200e-003**	**8.2200e-003**	**0.0000**	**40.5780**	**40.5780**	**7.5500e-003**	**0.0000**	**40.7365**

Unmitigated Construction Off-Site

	ROG	NOx	CO	SO2	Fugitive PM10	Exhaust PM10	PM10 Total	Fugitive PM2.5	Exhaust PM2.5	PM2.5 Total	Bio- CO2	NBio- CO2	Total CO2	CH4	N2O	CO2e
Category	tons/yr										MT/yr					
Hauling	0.0000	0.0000	0.0000	0.0000	0.0000	0.0000	0.0000	0.0000	0.0000	0.0000	0.0000	0.0000	0.0000	0.0000	0.0000	0.0000
Vendor	0.0000	0.0000	0.0000	0.0000	0.0000	0.0000	0.0000	0.0000	0.0000	0.0000	0.0000	0.0000	0.0000	0.0000	0.0000	0.0000
Worker	0.0000	0.0000	0.0000	0.0000	0.0000	0.0000	0.0000	0.0000	0.0000	0.0000	0.0000	0.0000	0.0000	0.0000	0.0000	0.0000
Total	**0.0000**	**0.0000**	**0.0000**	**0.0000**	**0.0000**	**0.0000**	**0.0000**	**0.0000**	**0.0000**	**0.0000**	**0.0000**	**0.0000**	**0.0000**	**0.0000**	**0.0000**	**0.0000**

Mitigated Construction On-Site

	ROG	NOx	CO	SO2	Fugitive PM10	Exhaust PM10	PM10 Total	Fugitive PM2.5	Exhaust PM2.5	PM2.5 Total	Bio- CO2	NBio- CO2	Total CO2	CH4	N2O	CO2e
Category	tons/yr										MT/yr					
Off-Road	0.0265	0.2201	0.2891	4.8000e-004		8.5800e-003	8.5800e-003		8.2200e-003	8.2200e-003	0.0000	40.5780	40.5780	7.5500e-003	0.0000	40.7365
Total	**0.0265**	**0.2201**	**0.2891**	**4.8000e-004**		**8.5800e-003**	**8.5800e-003**		**8.2200e-003**	**8.2200e-003**	**0.0000**	**40.5780**	**40.5780**	**7.5500e-003**	**0.0000**	**40.7365**

Mitigated Construction Off-Site

	ROG	NOx	CO	SO2	Fugitive PM10	Exhaust PM10	PM10 Total	Fugitive PM2.5	Exhaust PM2.5	PM2.5 Total	Bio- CO2	NBio- CO2	Total CO2	CH4	N2O	CO2e
Category	tons/yr										MT/yr					
Hauling	0.0000	0.0000	0.0000	0.0000	0.0000	0.0000	0.0000	0.0000	0.0000	0.0000	0.0000	0.0000	0.0000	0.0000	0.0000	0.0000
Vendor	0.0000	0.0000	0.0000	0.0000	0.0000	0.0000	0.0000	0.0000	0.0000	0.0000	0.0000	0.0000	0.0000	0.0000	0.0000	0.0000
Worker	0.0000	0.0000	0.0000	0.0000	0.0000	0.0000	0.0000	0.0000	0.0000	0.0000	0.0000	0.0000	0.0000	0.0000	0.0000	0.0000
Total	**0.0000**	**0.0000**	**0.0000**	**0.0000**	**0.0000**	**0.0000**	**0.0000**	**0.0000**	**0.0000**	**0.0000**	**0.0000**	**0.0000**	**0.0000**	**0.0000**	**0.0000**	**0.0000**

3.5 Paving - 2028

Unmitigated Construction On-Site

	ROG	NOx	CO	SO2	Fugitive PM10	Exhaust PM10	PM10 Total	Fugitive PM2.5	Exhaust PM2.5	PM2.5 Total	Bio- CO2	NBio- CO2	Total CO2	CH4	N2O	CO2e
Category	tons/yr										MT/yr					
Off-Road	3.1200e-003	0.0277	0.0529	9.0000e-005		1.3300e-003	1.3300e-003		1.2200e-003	1.2200e-003	0.0000	7.4919	7.4919	2.4200e-003	0.0000	7.5428

Paving	0.0000					0.0000	0.0000		0.0000	0.0000	0.0000	0.0000	0.0000	0.0000	0.0000	0.0000
Total	**3.1200e-003**	**0.0277**	**0.0529**	**9.0000e-005**		**1.3300e-003**	**1.3300e-003**		**1.2200e-003**	**1.2200e-003**	**0.0000**	**7.4919**	**7.4919**	**2.4200e-003**	**0.0000**	**7.5428**

Unmitigated Construction Off-Site

	ROG	NOx	CO	SO2	Fugitive PM10	Exhaust PM10	PM10 Total	Fugitive PM2.5	Exhaust PM2.5	PM2.5 Total	Bio- CO2	NBio- CO2	Total CO2	CH4	N2O	CO2e
Category	tons/yr										MT/yr					
Hauling	0.0000	0.0000	0.0000	0.0000	0.0000	0.0000	0.0000	0.0000	0.0000	0.0000	0.0000	0.0000	0.0000	0.0000	0.0000	0.0000
Vendor	0.0000	0.0000	0.0000	0.0000	0.0000	0.0000	0.0000	0.0000	0.0000	0.0000	0.0000	0.0000	0.0000	0.0000	0.0000	0.0000
Worker	9.0000e-005	1.1000e-004	1.0700e-003	0.0000	4.0000e-004	0.0000	4.0000e-004	1.1000e-004	0.0000	1.1000e-004	0.0000	0.2887	0.2887	1.0000e-005	0.0000	0.2890
Total	**9.0000e-005**	**1.1000e-004**	**1.0700e-003**	**0.0000**	**4.0000e-004**	**0.0000**	**4.0000e-004**	**1.1000e-004**	**0.0000**	**1.1000e-004**	**0.0000**	**0.2887**	**0.2887**	**1.0000e-005**	**0.0000**	**0.2890**

Mitigated Construction On-Site

	ROG	NOx	CO	SO2	Fugitive PM10	Exhaust PM10	PM10 Total	Fugitive PM2.5	Exhaust PM2.5	PM2.5 Total	Bio- CO2	NBio- CO2	Total CO2	CH4	N2O	CO2e
Category	tons/yr										MT/yr					
Off-Road	3.1200e-003	0.0277	0.0529	9.0000e-005		1.3300e-003	1.3300e-003		1.2200e-003	1.2200e-003	0.0000	7.4919	7.4919	2.4200e-003	0.0000	7.5427
Paving	0.0000					0.0000	0.0000		0.0000	0.0000	0.0000	0.0000	0.0000	0.0000	0.0000	0.0000
Total	**3.1200e-003**	**0.0277**	**0.0529**	**9.0000e-005**		**1.3300e-003**	**1.3300e-003**		**1.2200e-003**	**1.2200e-003**	**0.0000**	**7.4919**	**7.4919**	**2.4200e-003**	**0.0000**	**7.5427**

Mitigated Construction Off-Site

	ROG	NOx	CO	SO2	Fugitive PM10	Exhaust PM10	PM10 Total	Fugitive PM2.5	Exhaust PM2.5	PM2.5 Total	Bio- CO2	NBio- CO2	Total CO2	CH4	N2O	CO2e
Category	tons/yr										MT/yr					
Hauling	0.0000	0.0000	0.0000	0.0000	0.0000	0.0000	0.0000	0.0000	0.0000	0.0000	0.0000	0.0000	0.0000	0.0000	0.0000	0.0000
Vendor	0.0000	0.0000	0.0000	0.0000	0.0000	0.0000	0.0000	0.0000	0.0000	0.0000	0.0000	0.0000	0.0000	0.0000	0.0000	0.0000
Worker	9.0000e-005	1.1000e-004	1.0700e-003	0.0000	4.0000e-004	0.0000	4.0000e-004	1.1000e-004	0.0000	1.1000e-004	0.0000	0.2887	0.2887	1.0000e-005	0.0000	0.2890
Total	**9.0000e-005**	**1.1000e-004**	**1.0700e-003**	**0.0000**	**4.0000e-004**	**0.0000**	**4.0000e-004**	**1.1000e-004**	**0.0000**	**1.1000e-004**	**0.0000**	**0.2887**	**0.2887**	**1.0000e-005**	**0.0000**	**0.2890**

4.0 Operational Detail - Mobile

4.1 Mitigation Measures Mobile

	ROG	NOx	CO	SO2	Fugitive PM10	Exhaust PM10	PM10 Total	Fugitive PM2.5	Exhaust PM2.5	PM2.5 Total	Bio- CO2	NBio- CO2	Total CO2	CH4	N2O	CO2e
Category	tons/yr										MT/yr					
Mitigated	0.0000	0.0000	0.0000	0.0000	0.0000	0.0000	0.0000	0.0000	0.0000	0.0000	0.0000	0.0000	0.0000	0.0000	0.0000	0.0000
Unmitigated	0.0000	0.0000	0.0000	0.0000	0.0000	0.0000	0.0000	0.0000	0.0000	0.0000	0.0000	0.0000	0.0000	0.0000	0.0000	0.0000

4.2 Trip Summary Information

	Average Daily Trip Rate			Unmitigated	Mitigated
Land Use	Weekday	Saturday	Sunday	Annual VMT	Annual VMT
User Defined Industrial	0.00	0.00	0.00		
Total	0.00	0.00	0.00		

4.3 Trip Type Information

	Miles			Trip %			Trip Purpose %		
Land Use	H-W or C-W	H-S or C-C	H-O or C-NW	H-W or C-W	H-S or C-C	H-O or C-NW	Primary	Diverted	Pass-by
User Defined Industrial	9.50	7.30	7.30	0.00	0.00	0.00	0	0	0

LDA	LDT1	LDT2	MDV	LHD1	LHD2	MHD	HHD	OBUS	UBUS	MCY	SBUS	MH
0.511923	0.073395	0.191568	0.130918	0.036235	0.005199	0.012665	0.023708	0.001889	0.002027	0.006511	0.000534	0.003431

5.0 Energy Detail

4.4 Fleet Mix

Historical Energy Use: N

5.1 Mitigation Measures Energy

	ROG	NOx	CO	SO2	Fugitive PM10	Exhaust PM10	PM10 Total	Fugitive PM2.5	Exhaust PM2.5	PM2.5 Total	Bio- CO2	NBio- CO2	Total CO2	CH4	N2O	CO2e
Category	tons/yr										MT/yr					
Electricity Mitigated						0.0000	0.0000		0.0000	0.0000	0.0000	0.0000	0.0000	0.0000	0.0000	0.0000
Electricity Unmitigated						0.0000	0.0000		0.0000	0.0000	0.0000	0.0000	0.0000	0.0000	0.0000	0.0000
NaturalGas Mitigated	0.0000	0.0000	0.0000	0.0000		0.0000	0.0000		0.0000	0.0000	0.0000	0.0000	0.0000	0.0000	0.0000	0.0000
NaturalGas Unmitigated	0.0000	0.0000	0.0000	0.0000		0.0000	0.0000		0.0000	0.0000	0.0000	0.0000	0.0000	0.0000	0.0000	0.0000

5.2 Energy by Land Use - NaturalGas

Unmitigated

	NaturalGas Use	ROG	NOx	CO	SO2	Fugitive PM10	Exhaust PM10	PM10 Total	Fugitive PM2.5	Exhaust PM2.5	PM2.5 Total	Bio- CO2	NBio- CO2	Total CO2	CH4	N2O	CO2e
Land Use	kBTU/yr	tons/yr										MT/yr					
User Defined Industrial	0	0.0000	0.0000	0.0000	0.0000		0.0000	0.0000		0.0000	0.0000	0.0000	0.0000	0.0000	0.0000	0.0000	0.0000
Total		**0.0000**	**0.0000**	**0.0000**	**0.0000**		**0.0000**	**0.0000**		**0.0000**	**0.0000**	**0.0000**	**0.0000**	**0.0000**	**0.0000**	**0.0000**	**0.0000**

Mitigated

	NaturalGas Use	ROG	NOx	CO	SO2	Fugitive PM10	Exhaust PM10	PM10 Total	Fugitive PM2.5	Exhaust PM2.5	PM2.5 Total	Bio- CO2	NBio- CO2	Total CO2	CH4	N2O	CO2e
Land Use	kBTU/yr	tons/yr										MT/yr					
User Defined Industrial	0	0.0000	0.0000	0.0000	0.0000		0.0000	0.0000		0.0000	0.0000	0.0000	0.0000	0.0000	0.0000	0.0000	0.0000
Total		**0.0000**	**0.0000**	**0.0000**	**0.0000**		**0.0000**	**0.0000**		**0.0000**	**0.0000**	**0.0000**	**0.0000**	**0.0000**	**0.0000**	**0.0000**	**0.0000**

5.3 Energy by Land Use - Electricity

Unmitigated

	Electricity Use	Total CO2	CH4	N2O	CO2e
Land Use	kWh/yr	MT/yr			
User Defined Industrial	0	0.0000	0.0000	0.0000	0.0000
Total		**0.0000**	**0.0000**	**0.0000**	**0.0000**

Mitigated

	Electricity Use	Total CO2	CH4	N2O	CO2e
Land Use	kWh/yr	MT/yr			
User Defined Industrial	0	0.0000	0.0000	0.0000	0.0000
Total		**0.0000**	**0.0000**	**0.0000**	**0.0000**

6.0 Area Detail

6.1 Mitigation Measures Area

	ROG	NOx	CO	SO2	Fugitive PM10	Exhaust PM10	PM10 Total	Fugitive PM2.5	Exhaust PM2.5	PM2.5 Total	Bio- CO2	NBio- CO2	Total CO2	CH4	N2O	CO2e
Category	tons/yr										MT/yr					
Mitigated	0.0000	0.0000	1.0000e-005	0.0000		0.0000	0.0000		0.0000	0.0000	0.0000	2.0000e-005	2.0000e-005	0.0000	0.0000	2.0000e-005
Unmitigated	0.0000	0.0000	1.0000e-005	0.0000		0.0000	0.0000		0.0000	0.0000	0.0000	2.0000e-005	2.0000e-005	0.0000	0.0000	2.0000e-005

6.2 Area by SubCategory

Unmitigated

	ROG	NOx	CO	SO2	Fugitive PM10	Exhaust PM10	PM10 Total	Fugitive PM2.5	Exhaust PM2.5	PM2.5 Total	Bio- CO2	NBio- CO2	Total CO2	CH4	N2O	CO2e
SubCategory	tons/yr										MT/yr					
Architectural Coating	0.0000					0.0000	0.0000		0.0000	0.0000	0.0000	0.0000	0.0000	0.0000	0.0000	0.0000
Consumer Products	0.0000					0.0000	0.0000		0.0000	0.0000	0.0000	0.0000	0.0000	0.0000	0.0000	0.0000
Landscaping	0.0000	0.0000	1.0000e-005	0.0000		0.0000	0.0000		0.0000	0.0000	0.0000	2.0000e-005	2.0000e-005	0.0000	0.0000	2.0000e-005
Total	**0.0000**	**0.0000**	**1.0000e-005**	**0.0000**		**0.0000**	**0.0000**		**0.0000**	**0.0000**	**0.0000**	**2.0000e-005**	**2.0000e-005**	**0.0000**	**0.0000**	**2.0000e-005**

Mitigated

	ROG	NOx	CO	SO2	Fugitive PM10	Exhaust PM10	PM10 Total	Fugitive PM2.5	Exhaust PM2.5	PM2.5 Total	Bio- CO2	NBio- CO2	Total CO2	CH4	N2O	CO2e
SubCategory	tons/yr										MT/yr					
Consumer Products	0.0000					0.0000	0.0000		0.0000	0.0000	0.0000	0.0000	0.0000	0.0000	0.0000	0.0000
Landscaping	0.0000	0.0000	1.0000e-005	0.0000		0.0000	0.0000		0.0000	0.0000	0.0000	2.0000e-005	2.0000e-005	0.0000	0.0000	2.0000e-005
Architectural Coating	0.0000					0.0000	0.0000		0.0000	0.0000	0.0000	0.0000	0.0000	0.0000	0.0000	0.0000
Total	**0.0000**	**0.0000**	**1.0000e-005**	**0.0000**		**0.0000**	**0.0000**		**0.0000**	**0.0000**	**0.0000**	**2.0000e-005**	**2.0000e-005**	**0.0000**	**0.0000**	**2.0000e-005**

7.0 Water Detail

7.1 Mitigation Measures Water

	Total CO2	CH4	N2O	CO2e
Category	MT/yr			
Mitigated	0.0000	0.0000	0.0000	0.0000
Unmitigated	0.0000	0.0000	0.0000	0.0000

7.2 Water by Land Use

Unmitigated

	Indoor/Outdoor Use	Total CO2	CH4	N2O	CO2e
Land Use	Mgal	MT/yr			
User Defined Industrial	0 / 0	0.0000	0.0000	0.0000	0.0000
Total		**0.0000**	**0.0000**	**0.0000**	**0.0000**

Mitigated

	Indoor/Outdoor Use	Total CO2	CH4	N2O	CO2e
Land Use	Mgal	MT/yr			
User Defined Industrial	0 / 0	0.0000	0.0000	0.0000	0.0000
Total		**0.0000**	**0.0000**	**0.0000**	**0.0000**

8.0 Waste Detail

8.1 Mitigation Measures Waste

Category/Year

	Total CO2	CH4	N2O	CO2e
	MT/yr			
Mitigated	0.0000	0.0000	0.0000	0.0000
Unmitigated	0.0000	0.0000	0.0000	0.0000

8.2 Waste by Land Use

Unmitigated

	Waste Disposed	Total CO2	CH4	N2O	CO2e
Land Use	tons	MT/yr			
User Defined Industrial	0	0.0000	0.0000	0.0000	0.0000
Total		**0.0000**	**0.0000**	**0.0000**	**0.0000**

Mitigated

	Waste Disposed	Total CO2	CH4	N2O	CO2e
Land Use	tons	MT/yr			
User Defined Industrial	0	0.0000	0.0000	0.0000	0.0000
Total		**0.0000**	**0.0000**	**0.0000**	**0.0000**

9.0 Operational Offroad

Equipment Type	Number	Hours/Day	Days/Year	Horse Power	Load Factor	Fuel Type

10.0 Vegetation

Harbor Drive WRP (HDWRP) Const

San Diego Air Basin, Annual

1.0 Project Characteristics

1.1 Land Usage

Land Uses	Size	Metric	Lot Acreage	Floor Surface Area	Population
User Defined Industrial	1.00	User Defined Unit	24.00	0.00	0

1.2 Other Project Characteristics

Urbanization	Urban	**Wind Speed (m/s)**	2.6	**Precipitation Freq (Days)**	40
Climate Zone	13			**Operational Year**	2025
Utility Company	San Diego Gas & Electric				
CO2 Intensity (lb/MWhr)	720.49	**CH4 Intensity (lb/MWhr)**	0.029	**N2O Intensity (lb/MWhr)**	0.006

1.3 User Entered Comments & Non-Default Data

Project Characteristics -

Land Use - Modified

Construction Phase - Modified

Off-road Equipment - Modified

Off-road Equipment - Modified

Off-road Equipment - Modified

Off-road Equipment - Modified

Trips and VMT - Modified

Grading - Modified

Table Name	Column Name	Default Value	New Value
tblConstructionPhase	NumDays	370.00	574.00

tblConstructionPhase	NumDays	35.00	40.00
tblConstructionPhase	NumDays	10.00	20.00
tblGrading	AcresOfGrading	0.00	24.00
tblGrading	MaterialExported	0.00	160.00
tblLandUse	LotAcreage	0.00	24.00
tblOffRoadEquipment	OffRoadEquipmentUnitAmount	2.00	1.00
tblOffRoadEquipment	OffRoadEquipmentUnitAmount	3.00	1.00
tblOffRoadEquipment	OffRoadEquipmentUnitAmount	1.00	0.00
tblOffRoadEquipment	OffRoadEquipmentUnitAmount	2.00	1.00
tblOffRoadEquipment	OffRoadEquipmentUnitAmount	2.00	1.00
tblOffRoadEquipment	OffRoadEquipmentUnitAmount	2.00	0.00
tblOffRoadEquipment	OffRoadEquipmentUnitAmount	3.00	1.00
tblOffRoadEquipment	OffRoadEquipmentUnitAmount	2.00	0.00
tblOffRoadEquipment	OffRoadEquipmentUnitAmount	3.00	2.00
tblOffRoadEquipment	OffRoadEquipmentUnitAmount	4.00	1.00
tblOffRoadEquipment	OffRoadEquipmentUnitAmount	1.00	2.00
tblOffRoadEquipment	UsageHours	7.00	4.00
tblProjectCharacteristics	OperationalYear	2014	2025
tblTripsAndVMT	HaulingTripNumber	20.00	400.00
tblTripsAndVMT	VendorTripNumber	0.00	4.00
tblTripsAndVMT	VendorTripNumber	0.00	2.00
tblTripsAndVMT	WorkerTripNumber	0.00	18.00

2.0 Emissions Summary

2.1 Overall Construction

Unmitigated Construction

	ROG	NOx	CO	SO2	Fugitive PM10	Exhaust PM10	PM10 Total	Fugitive PM2.5	Exhaust PM2.5	PM2.5 Total	Bio- CO2	NBio- CO2	Total CO2	CH4	N2O	CO2e

Year	tons/yr										MT/yr					
2025	0.0786	0.6590	0.8742	1.5800e-003	0.2052	0.0268	0.2320	0.1039	0.0252	0.1290	0.0000	132.5361	132.5361	0.0275	0.0000	133.1140
2026	0.1598	1.2921	1.7536	3.1000e-003	0.0205	0.0502	0.0707	5.4900e-003	0.0480	0.0535	0.0000	254.3493	254.3493	0.0444	0.0000	255.2814
2027	0.1506	1.2206	1.6711	2.9500e-003	0.0194	0.0476	0.0670	5.1800e-003	0.0455	0.0507	0.0000	242.5261	242.5261	0.0434	0.0000	243.4377
Total	**0.3890**	**3.1717**	**4.2989**	**7.6300e-003**	**0.2451**	**0.1246**	**0.3697**	**0.1145**	**0.1187**	**0.2332**	**0.0000**	**629.4115**	**629.4115**	**0.1153**	**0.0000**	**631.8330**

Mitigated Construction

	ROG	NOx	CO	SO2	Fugitive PM10	Exhaust PM10	PM10 Total	Fugitive PM2.5	Exhaust PM2.5	PM2.5 Total	Bio- CO2	NBio- CO2	Total CO2	CH4	N2O	CO2e
Year	tons/yr										MT/yr					
2025	0.0786	0.6590	0.8742	1.5800e-003	0.2052	0.0268	0.2320	0.1039	0.0252	0.1290	0.0000	132.5360	132.5360	0.0275	0.0000	133.1138
2026	0.1598	1.2921	1.7536	3.1000e-003	0.0205	0.0502	0.0707	5.4900e-003	0.0480	0.0535	0.0000	254.3490	254.3490	0.0444	0.0000	255.2811
2027	0.1506	1.2206	1.6711	2.9500e-003	0.0194	0.0476	0.0670	5.1800e-003	0.0455	0.0507	0.0000	242.5258	242.5258	0.0434	0.0000	243.4374
Total	**0.3890**	**3.1717**	**4.2989**	**7.6300e-003**	**0.2451**	**0.1246**	**0.3697**	**0.1145**	**0.1187**	**0.2332**	**0.0000**	**629.4108**	**629.4108**	**0.1153**	**0.0000**	**631.8323**

	ROG	**NOx**	**CO**	**SO2**	**Fugitive PM10**	**Exhaust PM10**	**PM10 Total**	**Fugitive PM2.5**	**Exhaust PM2.5**	**PM2.5 Total**	**Bio- CO2**	**NBio-CO2**	**Total CO2**	**CH4**	**N20**	**CO2e**
Percent Reduction	**0.00**	**0.00**	**0.00**	**0.00**	**0.00**	**0.00**	**0.00**	**0.00**	**0.00**	**0.00**	**0.00**	**0.00**	**0.00**	**0.00**	**0.00**	**0.00**

2.2 Overall Operational

Unmitigated Operational

	ROG	NOx	CO	SO2	Fugitive PM10	Exhaust PM10	PM10 Total	Fugitive PM2.5	Exhaust PM2.5	PM2.5 Total	Bio- CO2	NBio- CO2	Total CO2	CH4	N2O	CO2e

Category	tons/yr										MT/yr					
Area	0.0000	0.0000	1.0000e-005	0.0000		0.0000	0.0000		0.0000	0.0000	0.0000	2.0000e-005	2.0000e-005	0.0000	0.0000	2.0000e-005
Energy	0.0000	0.0000	0.0000	0.0000		0.0000	0.0000		0.0000	0.0000	0.0000	0.0000	0.0000	0.0000	0.0000	0.0000
Mobile	0.0000	0.0000	0.0000	0.0000	0.0000	0.0000	0.0000	0.0000	0.0000	0.0000	0.0000	0.0000	0.0000	0.0000	0.0000	0.0000
Waste						0.0000	0.0000		0.0000	0.0000	0.0000	0.0000	0.0000	0.0000	0.0000	0.0000
Water						0.0000	0.0000		0.0000	0.0000	0.0000	0.0000	0.0000	0.0000	0.0000	0.0000
Total	**0.0000**	**0.0000**	**1.0000e-005**	**0.0000**	**0.0000**	**0.0000**	**0.0000**	**0.0000**	**0.0000**	**0.0000**	**0.0000**	**2.0000e-005**	**2.0000e-005**	**0.0000**	**0.0000**	**2.0000e-005**

Mitigated Operational

	ROG	NOx	CO	SO2	Fugitive PM10	Exhaust PM10	PM10 Total	Fugitive PM2.5	Exhaust PM2.5	PM2.5 Total	Bio- CO2	NBio- CO2	Total CO2	CH4	N2O	CO2e
Category	tons/yr										MT/yr					
Area	0.0000	0.0000	1.0000e-005	0.0000		0.0000	0.0000		0.0000	0.0000	0.0000	2.0000e-005	2.0000e-005	0.0000	0.0000	2.0000e-005
Energy	0.0000	0.0000	0.0000	0.0000		0.0000	0.0000		0.0000	0.0000	0.0000	0.0000	0.0000	0.0000	0.0000	0.0000
Mobile	0.0000	0.0000	0.0000	0.0000	0.0000	0.0000	0.0000	0.0000	0.0000	0.0000	0.0000	0.0000	0.0000	0.0000	0.0000	0.0000
Waste						0.0000	0.0000		0.0000	0.0000	0.0000	0.0000	0.0000	0.0000	0.0000	0.0000
Water						0.0000	0.0000		0.0000	0.0000	0.0000	0.0000	0.0000	0.0000	0.0000	0.0000
Total	**0.0000**	**0.0000**	**1.0000e-005**	**0.0000**	**0.0000**	**0.0000**	**0.0000**	**0.0000**	**0.0000**	**0.0000**	**0.0000**	**2.0000e-005**	**2.0000e-005**	**0.0000**	**0.0000**	**2.0000e-005**

	ROG	**NOx**	**CO**	**SO2**	**Fugitive PM10**	**Exhaust PM10**	**PM10 Total**	**Fugitive PM2.5**	**Exhaust PM2.5**	**PM2.5 Total**	**Bio- CO2**	**NBio-CO2**	**Total CO2**	**CH4**	**N20**	**CO2e**
Percent Reduction	**0.00**	**0.00**	**0.00**	**0.00**	**0.00**	**0.00**	**0.00**	**0.00**	**0.00**	**0.00**	**0.00**	**0.00**	**0.00**	**0.00**	**0.00**	**0.00**

3.0 Construction Detail

Construction Phase

Phase Number	Phase Name	Phase Type	Start Date	End Date	Num Days Week	Num Days	Phase Description
1	Site Preparation	Site Preparation	7/1/2025	7/28/2025	5	20	
2	Grading	Grading	7/29/2025	9/22/2025	5	40	
3	Building Construction	Building Construction	9/23/2025	12/3/2027	5	574	
4	Paving	Paving	12/4/2027	12/31/2027	5	20	

Acres of Grading (Site Preparation Phase): 0

Acres of Grading (Grading Phase): 24

Acres of Paving: 0

Residential Indoor: 0; Residential Outdoor: 0; Non-Residential Indoor: 0; Non-Residential Outdoor: 0 (Architectural Coating – sqft)

OffRoad Equipment

Phase Name	Offroad Equipment Type	Amount	Usage Hours	Horse Power	Load Factor
Site Preparation	Rubber Tired Dozers	1	8.00	255	0.40
Site Preparation	Tractors/Loaders/Backhoes	1	8.00	97	0.37
Grading	Excavators	1	8.00	162	0.38
Grading	Graders	0	8.00	174	0.41
Grading	Plate Compactors	1	8.00	8	0.43
Grading	Rubber Tired Dozers	1	8.00	255	0.40
Grading	Scrapers	0	8.00	361	0.48
Grading	Tractors/Loaders/Backhoes	2	8.00	97	0.37
Building Construction	Cranes	1	4.00	226	0.29
Building Construction	Forklifts	1	8.00	89	0.20
Building Construction	Generator Sets	1	8.00	84	0.74
Building Construction	Tractors/Loaders/Backhoes	2	7.00	97	0.37
Building Construction	Welders	2	8.00	46	0.45
Paving	Pavers	1	8.00	125	0.42

Paving	Paving Equipment	1	8.00	130	0.36
Paving	Rollers	0	8.00	80	0.38

Trips and VMT

Phase Name	Offroad Equipment Count	Worker Trip Number	Vendor Trip Number	Hauling Trip Number	Worker Trip Length	Vendor Trip Length	Hauling Trip Length	Worker Vehicle Class	Vendor Vehicle Class	Hauling Vehicle Class
Site Preparation	2	5.00	4.00	0.00	10.80	7.30	20.00	LD_Mix	HDT_Mix	HHDT
Grading	5	13.00	0.00	400.00	10.80	7.30	20.00	LD_Mix	HDT_Mix	HHDT
Building Construction	7	18.00	2.00	0.00	10.80	7.30	20.00	LD_Mix	HDT_Mix	HHDT
Paving	2	5.00	0.00	0.00	10.80	7.30	20.00	LD_Mix	HDT_Mix	HHDT

3.1 Mitigation Measures Construction

3.2 Site Preparation - 2025

Unmitigated Construction On-Site

	ROG	NOx	CO	SO2	Fugitive PM10	Exhaust PM10	PM10 Total	Fugitive PM2.5	Exhaust PM2.5	PM2.5 Total	Bio- CO2	NBio- CO2	Total CO2	CH4	N2O	CO2e
Category	tons/yr										MT/yr					
Fugitive Dust					0.0602	0.0000	0.0602	0.0331	0.0000	0.0331	0.0000	0.0000	0.0000	0.0000	0.0000	0.0000
Off-Road	7.9200e-003	0.0740	0.0755	1.2000e-004		3.2500e-003	3.2500e-003		2.9900e-003	2.9900e-003	0.0000	10.5590	10.5590	3.4100e-003	0.0000	10.6307
Total	**7.9200e-003**	**0.0740**	**0.0755**	**1.2000e-004**	**0.0602**	**3.2500e-003**	**0.0635**	**0.0331**	**2.9900e-003**	**0.0361**	**0.0000**	**10.5590**	**10.5590**	**3.4100e-003**	**0.0000**	**10.6307**

Unmitigated Construction Off-Site

	ROG	NOx	CO	SO2	Fugitive PM10	Exhaust PM10	PM10 Total	Fugitive PM2.5	Exhaust PM2.5	PM2.5 Total	Bio- CO2	NBio- CO2	Total CO2	CH4	N2O	CO2e

Category	tons/yr										MT/yr					
Hauling	0.0000	0.0000	0.0000	0.0000	0.0000	0.0000	0.0000	0.0000	0.0000	0.0000	0.0000	0.0000	0.0000	0.0000	0.0000	0.0000
Vendor	2.7000e-004	1.5000e-003	3.7100e-003	1.0000e-005	2.6000e-004	3.0000e-005	2.9000e-004	7.0000e-005	3.0000e-005	1.1000e-004	0.0000	0.7968	0.7968	1.0000e-005	0.0000	0.7970
Worker	1.0000e-004	1.2000e-004	1.1700e-003	0.0000	4.0000e-004	0.0000	4.0000e-004	1.1000e-004	0.0000	1.1000e-004	0.0000	0.2968	0.2968	1.0000e-005	0.0000	0.2971
Total	**3.7000e-004**	**1.6200e-003**	**4.8800e-003**	**1.0000e-005**	**6.6000e-004**	**3.0000e-005**	**6.9000e-004**	**1.8000e-004**	**3.0000e-005**	**2.2000e-004**	**0.0000**	**1.0936**	**1.0936**	**2.0000e-005**	**0.0000**	**1.0940**

Mitigated Construction On-Site

	ROG	NOx	CO	SO2	Fugitive PM10	Exhaust PM10	PM10 Total	Fugitive PM2.5	Exhaust PM2.5	PM2.5 Total	Bio- CO2	NBio- CO2	Total CO2	CH4	N2O	CO2e
Category	tons/yr										MT/yr					
Fugitive Dust					0.0602	0.0000	0.0602	0.0331	0.0000	0.0331	0.0000	0.0000	0.0000	0.0000	0.0000	0.0000
Off-Road	7.9200e-003	0.0740	0.0755	1.2000e-004		3.2500e-003	3.2500e-003		2.9900e-003	2.9900e-003	0.0000	10.5590	10.5590	3.4100e-003	0.0000	10.6307
Total	**7.9200e-003**	**0.0740**	**0.0755**	**1.2000e-004**	**0.0602**	**3.2500e-003**	**0.0635**	**0.0331**	**2.9900e-003**	**0.0361**	**0.0000**	**10.5590**	**10.5590**	**3.4100e-003**	**0.0000**	**10.6307**

Mitigated Construction Off-Site

	ROG	NOx	CO	SO2	Fugitive PM10	Exhaust PM10	PM10 Total	Fugitive PM2.5	Exhaust PM2.5	PM2.5 Total	Bio- CO2	NBio- CO2	Total CO2	CH4	N2O	CO2e
Category	tons/yr										MT/yr					
Hauling	0.0000	0.0000	0.0000	0.0000	0.0000	0.0000	0.0000	0.0000	0.0000	0.0000	0.0000	0.0000	0.0000	0.0000	0.0000	0.0000
Vendor	2.7000e-004	1.5000e-003	3.7100e-003	1.0000e-005	2.6000e-004	3.0000e-005	2.9000e-004	7.0000e-005	3.0000e-005	1.1000e-004	0.0000	0.7968	0.7968	1.0000e-005	0.0000	0.7970
Worker	1.0000e-004	1.2000e-004	1.1700e-003	0.0000	4.0000e-004	0.0000	4.0000e-004	1.1000e-004	0.0000	1.1000e-004	0.0000	0.2968	0.2968	1.0000e-005	0.0000	0.2971

Total	**3.7000e-004**	**1.6200e-003**	**4.8800e-003**	**1.0000e-005**	**6.6000e-004**	**3.0000e-005**	**6.9000e-004**	**1.8000e-004**	**3.0000e-005**	**2.2000e-004**	**0.0000**	**1.0936**	**1.0936**	**2.0000e-005**	**0.0000**	**1.0940**

3.3 Grading - 2025

Unmitigated Construction On-Site

	ROG	NOx	CO	SO2	Fugitive PM10	Exhaust PM10	PM10 Total	Fugitive PM2.5	Exhaust PM2.5	PM2.5 Total	Bio- CO2	NBio- CO2	Total CO2	CH4	N2O	CO2e
Category	tons/yr										MT/yr					
Fugitive Dust					0.1332	0.0000	0.1332	0.0676	0.0000	0.0676	0.0000	0.0000	0.0000	0.0000	0.0000	0.0000
Off-Road	0.0227	0.2047	0.2667	4.2000e-004		9.0100e-003	9.0100e-003		8.3000e-003	8.3000e-003	0.0000	36.5318	36.5318	0.0117	0.0000	36.7770
Total	**0.0227**	**0.2047**	**0.2667**	**4.2000e-004**	**0.1332**	**9.0100e-003**	**0.1422**	**0.0676**	**8.3000e-003**	**0.0759**	**0.0000**	**36.5318**	**36.5318**	**0.0117**	**0.0000**	**36.7770**

Unmitigated Construction Off-Site

	ROG	NOx	CO	SO2	Fugitive PM10	Exhaust PM10	PM10 Total	Fugitive PM2.5	Exhaust PM2.5	PM2.5 Total	Bio- CO2	NBio- CO2	Total CO2	CH4	N2O	CO2e
Category	tons/yr										MT/yr					
Hauling	2.9500e-003	0.0215	0.0367	1.5000e-004	3.4100e-003	6.2000e-004	4.0300e-003	9.4000e-004	5.7000e-004	1.5100e-003	0.0000	12.6029	12.6029	9.0000e-005	0.0000	12.6048
Vendor	0.0000	0.0000	0.0000	0.0000	0.0000	0.0000	0.0000	0.0000	0.0000	0.0000	0.0000	0.0000	0.0000	0.0000	0.0000	0.0000
Worker	5.1000e-004	6.5000e-004	6.0800e-003	3.0000e-005	2.0800e-003	2.0000e-005	2.1000e-003	5.5000e-004	1.0000e-005	5.7000e-004	0.0000	1.5433	1.5433	7.0000e-005	0.0000	1.5447
Total	**3.4600e-003**	**0.0221**	**0.0427**	**1.8000e-004**	**5.4900e-003**	**6.4000e-004**	**6.1300e-003**	**1.4900e-003**	**5.8000e-004**	**2.0800e-003**	**0.0000**	**14.1462**	**14.1462**	**1.6000e-004**	**0.0000**	**14.1495**

Mitigated Construction On-Site

	ROG	NOx	CO	SO2	Fugitive PM10	Exhaust PM10	PM10 Total	Fugitive PM2.5	Exhaust PM2.5	PM2.5 Total	Bio- CO2	NBio- CO2	Total CO2	CH4	N2O	CO2e
Category	tons/yr										MT/yr					
Fugitive Dust					0.1332	0.0000	0.1332	0.0676	0.0000	0.0676	0.0000	0.0000	0.0000	0.0000	0.0000	0.0000
Off-Road	0.0227	0.2047	0.2667	4.2000e-004		9.0100e-003	9.0100e-003		8.3000e-003	8.3000e-003	0.0000	36.5317	36.5317	0.0117	0.0000	36.7769
Total	**0.0227**	**0.2047**	**0.2667**	**4.2000e-004**	**0.1332**	**9.0100e-003**	**0.1422**	**0.0676**	**8.3000e-003**	**0.0759**	**0.0000**	**36.5317**	**36.5317**	**0.0117**	**0.0000**	**36.7769**

Mitigated Construction Off-Site

	ROG	NOx	CO	SO2	Fugitive PM10	Exhaust PM10	PM10 Total	Fugitive PM2.5	Exhaust PM2.5	PM2.5 Total	Bio- CO2	NBio- CO2	Total CO2	CH4	N2O	CO2e
Category	tons/yr										MT/yr					
Hauling	2.9500e-003	0.0215	0.0367	1.5000e-004	3.4100e-003	6.2000e-004	4.0300e-003	9.4000e-004	5.7000e-004	1.5100e-003	0.0000	12.6029	12.6029	9.0000e-005	0.0000	12.6048
Vendor	0.0000	0.0000	0.0000	0.0000	0.0000	0.0000	0.0000	0.0000	0.0000	0.0000	0.0000	0.0000	0.0000	0.0000	0.0000	0.0000
Worker	5.1000e-004	6.5000e-004	6.0800e-003	3.0000e-005	2.0800e-003	2.0000e-005	2.1000e-003	5.5000e-004	1.0000e-005	5.7000e-004	0.0000	1.5433	1.5433	7.0000e-005	0.0000	1.5447
Total	**3.4600e-003**	**0.0221**	**0.0427**	**1.8000e-004**	**5.4900e-003**	**6.4000e-004**	**6.1300e-003**	**1.4900e-003**	**5.8000e-004**	**2.0800e-003**	**0.0000**	**14.1462**	**14.1462**	**1.6000e-004**	**0.0000**	**14.1495**

3.4 Building Construction - 2025

Unmitigated Construction On-Site

	ROG	NOx	CO	SO2	Fugitive PM10	Exhaust PM10	PM10 Total	Fugitive PM2.5	Exhaust PM2.5	PM2.5 Total	Bio- CO2	NBio- CO2	Total CO2	CH4	N2O	CO2e
Category	tons/yr										MT/yr					

Off-Road	0.0424	0.3522	0.4625	7.7000e-004		0.0137	0.0137		0.0132	0.0132	0.0000	64.9249	64.9249	0.0121	0.0000	65.1784
Total	**0.0424**	**0.3522**	**0.4625**	**7.7000e-004**		**0.0137**	**0.0137**		**0.0132**	**0.0132**	**0.0000**	**64.9249**	**64.9249**	**0.0121**	**0.0000**	**65.1784**

Unmitigated Construction Off-Site

	ROG	NOx	CO	SO2	Fugitive PM10	Exhaust PM10	PM10 Total	Fugitive PM2.5	Exhaust PM2.5	PM2.5 Total	Bio- CO2	NBio- CO2	Total CO2	CH4	N2O	CO2e
Category	tons/yr										MT/yr					
Hauling	0.0000	0.0000	0.0000	0.0000	0.0000	0.0000	0.0000	0.0000	0.0000	0.0000	0.0000	0.0000	0.0000	0.0000	0.0000	0.0000
Vendor	4.8000e-004	2.6900e-003	6.6800e-003	2.0000e-005	4.7000e-004	6.0000e-005	5.3000e-004	1.3000e-004	6.0000e-005	1.9000e-004	0.0000	1.4343	1.4343	1.0000e-005	0.0000	1.4345
Worker	1.2800e-003	1.6100e-003	0.0152	6.0000e-005	5.2000e-003	4.0000e-005	5.2400e-003	1.3800e-003	4.0000e-005	1.4200e-003	0.0000	3.8464	3.8464	1.6000e-004	0.0000	3.8498
Total	**1.7600e-003**	**4.3000e-003**	**0.0218**	**8.0000e-005**	**5.6700e-003**	**1.0000e-004**	**5.7700e-003**	**1.5100e-003**	**1.0000e-004**	**1.6100e-003**	**0.0000**	**5.2807**	**5.2807**	**1.7000e-004**	**0.0000**	**5.2844**

Mitigated Construction On-Site

	ROG	NOx	CO	SO2	Fugitive PM10	Exhaust PM10	PM10 Total	Fugitive PM2.5	Exhaust PM2.5	PM2.5 Total	Bio- CO2	NBio- CO2	Total CO2	CH4	N2O	CO2e
Category	tons/yr										MT/yr					
Off-Road	0.0424	0.3522	0.4625	7.7000e-004		0.0137	0.0137		0.0132	0.0132	0.0000	64.9248	64.9248	0.0121	0.0000	65.1783
Total	**0.0424**	**0.3522**	**0.4625**	**7.7000e-004**		**0.0137**	**0.0137**		**0.0132**	**0.0132**	**0.0000**	**64.9248**	**64.9248**	**0.0121**	**0.0000**	**65.1783**

Mitigated Construction Off-Site

	ROG	NOx	CO	SO2	Fugitive PM10	Exhaust PM10	PM10 Total	Fugitive PM2.5	Exhaust PM2.5	PM2.5 Total	Bio- CO2	NBio- CO2	Total CO2	CH4	N2O	CO2e
Category	tons/yr										MT/yr					
Hauling	0.0000	0.0000	0.0000	0.0000	0.0000	0.0000	0.0000	0.0000	0.0000	0.0000	0.0000	0.0000	0.0000	0.0000	0.0000	0.0000
Vendor	4.8000e-004	2.6900e-003	6.6800e-003	2.0000e-005	4.7000e-004	6.0000e-005	5.3000e-004	1.3000e-004	6.0000e-005	1.9000e-004	0.0000	1.4343	1.4343	1.0000e-005	0.0000	1.4345
Worker	1.2800e-003	1.6100e-003	0.0152	6.0000e-005	5.2000e-003	4.0000e-005	5.2400e-003	1.3800e-003	4.0000e-005	1.4200e-003	0.0000	3.8464	3.8464	1.6000e-004	0.0000	3.8498
Total	**1.7600e-003**	**4.3000e-003**	**0.0218**	**8.0000e-005**	**5.6700e-003**	**1.0000e-004**	**5.7700e-003**	**1.5100e-003**	**1.0000e-004**	**1.6100e-003**	**0.0000**	**5.2807**	**5.2807**	**1.7000e-004**	**0.0000**	**5.2844**

3.4 Building Construction - 2026

Unmitigated Construction On-Site

	ROG	NOx	CO	SO2	Fugitive PM10	Exhaust PM10	PM10 Total	Fugitive PM2.5	Exhaust PM2.5	PM2.5 Total	Bio- CO2	NBio- CO2	Total CO2	CH4	N2O	CO2e
Category	tons/yr										MT/yr					
Off-Road	0.1536	1.2768	1.6767	2.8100e-003		0.0498	0.0498		0.0477	0.0477	0.0000	235.3527	235.3527	0.0438	0.0000	236.2718
Total	**0.1536**	**1.2768**	**1.6767**	**2.8100e-003**		**0.0498**	**0.0498**		**0.0477**	**0.0477**	**0.0000**	**235.3527**	**235.3527**	**0.0438**	**0.0000**	**236.2718**

Unmitigated Construction Off-Site

	ROG	NOx	CO	SO2	Fugitive PM10	Exhaust PM10	PM10 Total	Fugitive PM2.5	Exhaust PM2.5	PM2.5 Total	Bio- CO2	NBio- CO2	Total CO2	CH4	N2O	CO2e

Category	tons/yr										MT/yr					
Hauling	0.0000	0.0000	0.0000	0.0000	0.0000	0.0000	0.0000	0.0000	0.0000	0.0000	0.0000	0.0000	0.0000	0.0000	0.0000	0.0000
Vendor	1.7100e-003	9.6000e-003	0.0238	6.0000e-005	1.7000e-003	2.2000e-004	1.9200e-003	4.9000e-004	2.0000e-004	6.9000e-004	0.0000	5.1998	5.1998	4.0000e-005	0.0000	5.2006
Worker	4.4800e-003	5.6500e-003	0.0531	2.3000e-004	0.0188	1.5000e-004	0.0190	5.0100e-003	1.3000e-004	5.1400e-003	0.0000	13.7968	13.7968	5.8000e-004	0.0000	13.8090
Total	**6.1900e-003**	**0.0153**	**0.0769**	**2.9000e-004**	**0.0205**	**3.7000e-004**	**0.0209**	**5.5000e-003**	**3.3000e-004**	**5.8300e-003**	**0.0000**	**18.9966**	**18.9966**	**6.2000e-004**	**0.0000**	**19.0096**

Mitigated Construction On-Site

	ROG	NOx	CO	SO2	Fugitive PM10	Exhaust PM10	PM10 Total	Fugitive PM2.5	Exhaust PM2.5	PM2.5 Total	Bio- CO2	NBio- CO2	Total CO2	CH4	N2O	CO2e
Category	tons/yr										MT/yr					
Off-Road	0.1536	1.2768	1.6767	2.8100e-003		0.0498	0.0498		0.0477	0.0477	0.0000	235.3524	235.3524	0.0438	0.0000	236.2715
Total	**0.1536**	**1.2768**	**1.6767**	**2.8100e-003**		**0.0498**	**0.0498**		**0.0477**	**0.0477**	**0.0000**	**235.3524**	**235.3524**	**0.0438**	**0.0000**	**236.2715**

Mitigated Construction Off-Site

	ROG	NOx	CO	SO2	Fugitive PM10	Exhaust PM10	PM10 Total	Fugitive PM2.5	Exhaust PM2.5	PM2.5 Total	Bio- CO2	NBio- CO2	Total CO2	CH4	N2O	CO2e
Category	tons/yr										MT/yr					
Hauling	0.0000	0.0000	0.0000	0.0000	0.0000	0.0000	0.0000	0.0000	0.0000	0.0000	0.0000	0.0000	0.0000	0.0000	0.0000	0.0000
Vendor	1.7100e-003	9.6000e-003	0.0238	6.0000e-005	1.7000e-003	2.2000e-004	1.9200e-003	4.9000e-004	2.0000e-004	6.9000e-004	0.0000	5.1998	5.1998	4.0000e-005	0.0000	5.2006
Worker	4.4800e-003	5.6500e-003	0.0531	2.3000e-004	0.0188	1.5000e-004	0.0190	5.0100e-003	1.3000e-004	5.1400e-003	0.0000	13.7968	13.7968	5.8000e-004	0.0000	13.8090

Total	**6.1900e-003**	**0.0153**	**0.0769**	**2.9000e-004**	**0.0205**	**3.7000e-004**	**0.0209**	**5.5000e-003**	**3.3000e-004**	**5.8300e-003**	**0.0000**	**18.9966**	**18.9966**	**6.2000e-004**	**0.0000**	**19.0096**

3.4 Building Construction - 2027

Unmitigated Construction On-Site

	ROG	NOx	CO	SO2	Fugitive PM10	Exhaust PM10	PM10 Total	Fugitive PM2.5	Exhaust PM2.5	PM2.5 Total	Bio- CO2	NBio- CO2	Total CO2	CH4	N2O	CO2e
Category	tons/yr										MT/yr					
Off-Road	0.1418	1.1790	1.5482	2.5900e-003		0.0460	0.0460		0.0440	0.0440	0.0000	217.3180	217.3180	0.0404	0.0000	218.1667
Total	**0.1418**	**1.1790**	**1.5482**	**2.5900e-003**		**0.0460**	**0.0460**		**0.0440**	**0.0440**	**0.0000**	**217.3180**	**217.3180**	**0.0404**	**0.0000**	**218.1667**

Unmitigated Construction Off-Site

	ROG	NOx	CO	SO2	Fugitive PM10	Exhaust PM10	PM10 Total	Fugitive PM2.5	Exhaust PM2.5	PM2.5 Total	Bio- CO2	NBio- CO2	Total CO2	CH4	N2O	CO2e
Category	tons/yr										MT/yr					
Hauling	0.0000	0.0000	0.0000	0.0000	0.0000	0.0000	0.0000	0.0000	0.0000	0.0000	0.0000	0.0000	0.0000	0.0000	0.0000	0.0000
Vendor	1.5400e-003	8.7800e-003	0.0213	6.0000e-005	1.5700e-003	2.0000e-004	1.7700e-003	4.5000e-004	1.8000e-004	6.3000e-004	0.0000	4.8020	4.8020	3.0000e-005	0.0000	4.8027
Worker	4.0100e-003	5.0600e-003	0.0476	2.1000e-004	0.0174	1.4000e-004	0.0175	4.6200e-003	1.3000e-004	4.7500e-003	0.0000	12.6233	12.6233	5.3000e-004	0.0000	12.6343
Total	**5.5500e-003**	**0.0138**	**0.0689**	**2.7000e-004**	**0.0190**	**3.4000e-004**	**0.0193**	**5.0700e-003**	**3.1000e-004**	**5.3800e-003**	**0.0000**	**17.4252**	**17.4252**	**5.6000e-004**	**0.0000**	**17.4370**

Mitigated Construction On-Site

	ROG	NOx	CO	SO2	Fugitive PM10	Exhaust PM10	PM10 Total	Fugitive PM2.5	Exhaust PM2.5	PM2.5 Total	Bio- CO2	NBio- CO2	Total CO2	CH4	N2O	CO2e
Category	tons/yr										MT/yr					
Off-Road	0.1418	1.1790	1.5482	2.5900e-003		0.0460	0.0460		0.0440	0.0440	0.0000	217.3177	217.3177	0.0404	0.0000	218.1664
Total	**0.1418**	**1.1790**	**1.5482**	**2.5900e-003**		**0.0460**	**0.0460**		**0.0440**	**0.0440**	**0.0000**	**217.3177**	**217.3177**	**0.0404**	**0.0000**	**218.1664**

Mitigated Construction Off-Site

	ROG	NOx	CO	SO2	Fugitive PM10	Exhaust PM10	PM10 Total	Fugitive PM2.5	Exhaust PM2.5	PM2.5 Total	Bio- CO2	NBio- CO2	Total CO2	CH4	N2O	CO2e
Category	tons/yr										MT/yr					
Hauling	0.0000	0.0000	0.0000	0.0000	0.0000	0.0000	0.0000	0.0000	0.0000	0.0000	0.0000	0.0000	0.0000	0.0000	0.0000	0.0000
Vendor	1.5400e-003	8.7800e-003	0.0213	6.0000e-005	1.5700e-003	2.0000e-004	1.7700e-003	4.5000e-004	1.8000e-004	6.3000e-004	0.0000	4.8020	4.8020	3.0000e-005	0.0000	4.8027
Worker	4.0100e-003	5.0600e-003	0.0476	2.1000e-004	0.0174	1.4000e-004	0.0175	4.6200e-003	1.3000e-004	4.7500e-003	0.0000	12.6233	12.6233	5.3000e-004	0.0000	12.6343
Total	**5.5500e-003**	**0.0138**	**0.0689**	**2.7000e-004**	**0.0190**	**3.4000e-004**	**0.0193**	**5.0700e-003**	**3.1000e-004**	**5.3800e-003**	**0.0000**	**17.4252**	**17.4252**	**5.6000e-004**	**0.0000**	**17.4370**

3.5 Paving - 2027

Unmitigated Construction On-Site

	ROG	NOx	CO	SO2	Fugitive PM10	Exhaust PM10	PM10 Total	Fugitive PM2.5	Exhaust PM2.5	PM2.5 Total	Bio- CO2	NBio- CO2	Total CO2	CH4	N2O	CO2e
Category	tons/yr										MT/yr					

Off-Road	3.1200e-003	0.0277	0.0529	9.0000e-005		1.3300e-003	1.3300e-003		1.2200e-003	1.2200e-003	0.0000	7.4919	7.4919	2.4200e-003	0.0000	7.5428
Paving	0.0000					0.0000	0.0000		0.0000	0.0000	0.0000	0.0000	0.0000	0.0000	0.0000	0.0000
Total	**3.1200e-003**	**0.0277**	**0.0529**	**9.0000e-005**		**1.3300e-003**	**1.3300e-003**		**1.2200e-003**	**1.2200e-003**	**0.0000**	**7.4919**	**7.4919**	**2.4200e-003**	**0.0000**	**7.5428**

Unmitigated Construction Off-Site

	ROG	NOx	CO	SO2	Fugitive PM10	Exhaust PM10	PM10 Total	Fugitive PM2.5	Exhaust PM2.5	PM2.5 Total	Bio- CO2	NBio- CO2	Total CO2	CH4	N2O	CO2e
Category	tons/yr										MT/yr					
Hauling	0.0000	0.0000	0.0000	0.0000	0.0000	0.0000	0.0000	0.0000	0.0000	0.0000	0.0000	0.0000	0.0000	0.0000	0.0000	0.0000
Vendor	0.0000	0.0000	0.0000	0.0000	0.0000	0.0000	0.0000	0.0000	0.0000	0.0000	0.0000	0.0000	0.0000	0.0000	0.0000	0.0000
Worker	9.0000e-005	1.2000e-004	1.1000e-003	0.0000	4.0000e-004	0.0000	4.0000e-004	1.1000e-004	0.0000	1.1000e-004	0.0000	0.2910	0.2910	1.0000e-005	0.0000	0.2913
Total	**9.0000e-005**	**1.2000e-004**	**1.1000e-003**	**0.0000**	**4.0000e-004**	**0.0000**	**4.0000e-004**	**1.1000e-004**	**0.0000**	**1.1000e-004**	**0.0000**	**0.2910**	**0.2910**	**1.0000e-005**	**0.0000**	**0.2913**

Mitigated Construction On-Site

	ROG	NOx	CO	SO2	Fugitive PM10	Exhaust PM10	PM10 Total	Fugitive PM2.5	Exhaust PM2.5	PM2.5 Total	Bio- CO2	NBio- CO2	Total CO2	CH4	N2O	CO2e
Category	tons/yr										MT/yr					
Off-Road	3.1200e-003	0.0277	0.0529	9.0000e-005		1.3300e-003	1.3300e-003		1.2200e-003	1.2200e-003	0.0000	7.4919	7.4919	2.4200e-003	0.0000	7.5427
Paving	0.0000					0.0000	0.0000		0.0000	0.0000	0.0000	0.0000	0.0000	0.0000	0.0000	0.0000
Total	**3.1200e-003**	**0.0277**	**0.0529**	**9.0000e-005**		**1.3300e-003**	**1.3300e-003**		**1.2200e-003**	**1.2200e-003**	**0.0000**	**7.4919**	**7.4919**	**2.4200e-003**	**0.0000**	**7.5427**

Mitigated Construction Off-Site

	ROG	NOx	CO	SO2	Fugitive PM10	Exhaust PM10	PM10 Total	Fugitive PM2.5	Exhaust PM2.5	PM2.5 Total	Bio- CO2	NBio- CO2	Total CO2	CH4	N2O	CO2e
Category	tons/yr										MT/yr					
Hauling	0.0000	0.0000	0.0000	0.0000	0.0000	0.0000	0.0000	0.0000	0.0000	0.0000	0.0000	0.0000	0.0000	0.0000	0.0000	0.0000
Vendor	0.0000	0.0000	0.0000	0.0000	0.0000	0.0000	0.0000	0.0000	0.0000	0.0000	0.0000	0.0000	0.0000	0.0000	0.0000	0.0000
Worker	9.0000e-005	1.2000e-004	1.1000e-003	0.0000	4.0000e-004	0.0000	4.0000e-004	1.1000e-004	0.0000	1.1000e-004	0.0000	0.2910	0.2910	1.0000e-005	0.0000	0.2913
Total	**9.0000e-005**	**1.2000e-004**	**1.1000e-003**	**0.0000**	**4.0000e-004**	**0.0000**	**4.0000e-004**	**1.1000e-004**	**0.0000**	**1.1000e-004**	**0.0000**	**0.2910**	**0.2910**	**1.0000e-005**	**0.0000**	**0.2913**

4.0 Operational Detail - Mobile

4.1 Mitigation Measures Mobile

	ROG	NOx	CO	SO2	Fugitive PM10	Exhaust PM10	PM10 Total	Fugitive PM2.5	Exhaust PM2.5	PM2.5 Total	Bio- CO2	NBio- CO2	Total CO2	CH4	N2O	CO2e
Category	tons/yr										MT/yr					
Mitigated	0.0000	0.0000	0.0000	0.0000	0.0000	0.0000	0.0000	0.0000	0.0000	0.0000	0.0000	0.0000	0.0000	0.0000	0.0000	0.0000
Unmitigated	0.0000	0.0000	0.0000	0.0000	0.0000	0.0000	0.0000	0.0000	0.0000	0.0000	0.0000	0.0000	0.0000	0.0000	0.0000	0.0000

4.2 Trip Summary Information

	Average Daily Trip Rate			Unmitigated	Mitigated
Land Use	Weekday	Saturday	Sunday	Annual VMT	Annual VMT

User Defined Industrial	0.00	0.00	0.00		
Total	0.00	0.00	0.00		

4.3 Trip Type Information

	Miles			Trip %			Trip Purpose %		
Land Use	H-W or C-W	H-S or C-C	H-O or C-NW	H-W or C-W	H-S or C-C	H-O or C-NW	Primary	Diverted	Pass-by
User Defined Industrial	9.50	7.30	7.30	0.00	0.00	0.00	0	0	0

LDA	LDT1	LDT2	MDV	LHD1	LHD2	MHD	HHD	OBUS	UBUS	MCY	SBUS	MH
0.511923	0.073395	0.191568	0.130918	0.036235	0.005199	0.012665	0.023708	0.001889	0.002027	0.006511	0.000534	0.003431

5.0 Energy Detail

4.4 Fleet Mix

Historical Energy Use: N

5.1 Mitigation Measures Energy

	ROG	NOx	CO	SO2	Fugitive PM10	Exhaust PM10	PM10 Total	Fugitive PM2.5	Exhaust PM2.5	PM2.5 Total	Bio- CO2	NBio- CO2	Total CO2	CH4	N2O	CO2e
Category	tons/yr										MT/yr					
Electricity Mitigated						0.0000	0.0000		0.0000	0.0000	0.0000	0.0000	0.0000	0.0000	0.0000	0.0000
Electricity Unmitigated						0.0000	0.0000		0.0000	0.0000	0.0000	0.0000	0.0000	0.0000	0.0000	0.0000
NaturalGas Mitigated	0.0000	0.0000	0.0000	0.0000		0.0000	0.0000		0.0000	0.0000	0.0000	0.0000	0.0000	0.0000	0.0000	0.0000
NaturalGas Unmitigated	0.0000	0.0000	0.0000	0.0000		0.0000	0.0000		0.0000	0.0000	0.0000	0.0000	0.0000	0.0000	0.0000	0.0000

5.2 Energy by Land Use - NaturalGas

Unmitigated

	NaturalGas Use	ROG	NOx	CO	SO2	Fugitive PM10	Exhaust PM10	PM10 Total	Fugitive PM2.5	Exhaust PM2.5	PM2.5 Total	Bio- CO2	NBio- CO2	Total CO2	CH4	N2O	CO2e
Land Use	kBTU/yr	tons/yr										MT/yr					
User Defined Industrial	0	0.0000	0.0000	0.0000	0.0000		0.0000	0.0000		0.0000	0.0000	0.0000	0.0000	0.0000	0.0000	0.0000	0.0000
Total		**0.0000**	**0.0000**	**0.0000**	**0.0000**		**0.0000**	**0.0000**		**0.0000**	**0.0000**	**0.0000**	**0.0000**	**0.0000**	**0.0000**	**0.0000**	**0.0000**

Mitigated

	NaturalGas Use	ROG	NOx	CO	SO2	Fugitive PM10	Exhaust PM10	PM10 Total	Fugitive PM2.5	Exhaust PM2.5	PM2.5 Total	Bio- CO2	NBio- CO2	Total CO2	CH4	N2O	CO2e
Land Use	kBTU/yr	tons/yr										MT/yr					
User Defined Industrial	0	0.0000	0.0000	0.0000	0.0000		0.0000	0.0000		0.0000	0.0000	0.0000	0.0000	0.0000	0.0000	0.0000	0.0000
Total		**0.0000**	**0.0000**	**0.0000**	**0.0000**		**0.0000**	**0.0000**		**0.0000**	**0.0000**	**0.0000**	**0.0000**	**0.0000**	**0.0000**	**0.0000**	**0.0000**

5.3 Energy by Land Use - Electricity

Unmitigated

	Electricity Use	Total CO2	CH4	N2O	CO2e
Land Use	kWh/yr	MT/yr			
User Defined Industrial	0	0.0000	0.0000	0.0000	0.0000

Total		**0.0000**	**0.0000**	**0.0000**	**0.0000**

Mitigated

	Electricity Use	Total CO2	CH4	N2O	CO2e
Land Use	kWh/yr	MT/yr			
User Defined Industrial	0	0.0000	0.0000	0.0000	0.0000
Total		**0.0000**	**0.0000**	**0.0000**	**0.0000**

6.0 Area Detail

6.1 Mitigation Measures Area

	ROG	NOx	CO	SO2	Fugitive PM10	Exhaust PM10	PM10 Total	Fugitive PM2.5	Exhaust PM2.5	PM2.5 Total	Bio- CO2	NBio- CO2	Total CO2	CH4	N2O	CO2e
Category	tons/yr										MT/yr					
Mitigated	0.0000	0.0000	1.0000e-005	0.0000		0.0000	0.0000		0.0000	0.0000	0.0000	2.0000e-005	2.0000e-005	0.0000	0.0000	2.0000e-005
Unmitigated	0.0000	0.0000	1.0000e-005	0.0000		0.0000	0.0000		0.0000	0.0000	0.0000	2.0000e-005	2.0000e-005	0.0000	0.0000	2.0000e-005

6.2 Area by SubCategory

Unmitigated

	ROG	NOx	CO	SO2	Fugitive PM10	Exhaust PM10	PM10 Total	Fugitive PM2.5	Exhaust PM2.5	PM2.5 Total	Bio- CO2	NBio- CO2	Total CO2	CH4	N2O	CO2e
SubCategory	tons/yr										MT/yr					
Architectural Coating	0.0000					0.0000	0.0000		0.0000	0.0000	0.0000	0.0000	0.0000	0.0000	0.0000	0.0000
Consumer Products	0.0000					0.0000	0.0000		0.0000	0.0000	0.0000	0.0000	0.0000	0.0000	0.0000	0.0000
Landscaping	0.0000	0.0000	1.0000e-005	0.0000		0.0000	0.0000		0.0000	0.0000	0.0000	2.0000e-005	2.0000e-005	0.0000	0.0000	2.0000e-005
Total	**0.0000**	**0.0000**	**1.0000e-005**	**0.0000**		**0.0000**	**0.0000**		**0.0000**	**0.0000**	**0.0000**	**2.0000e-005**	**2.0000e-005**	**0.0000**	**0.0000**	**2.0000e-005**

Mitigated

	ROG	NOx	CO	SO2	Fugitive PM10	Exhaust PM10	PM10 Total	Fugitive PM2.5	Exhaust PM2.5	PM2.5 Total	Bio- CO2	NBio- CO2	Total CO2	CH4	N2O	CO2e
SubCategory	tons/yr										MT/yr					
Consumer Products	0.0000					0.0000	0.0000		0.0000	0.0000	0.0000	0.0000	0.0000	0.0000	0.0000	0.0000
Landscaping	0.0000	0.0000	1.0000e-005	0.0000		0.0000	0.0000		0.0000	0.0000	0.0000	2.0000e-005	2.0000e-005	0.0000	0.0000	2.0000e-005
Architectural Coating	0.0000					0.0000	0.0000		0.0000	0.0000	0.0000	0.0000	0.0000	0.0000	0.0000	0.0000
Total	**0.0000**	**0.0000**	**1.0000e-005**	**0.0000**		**0.0000**	**0.0000**		**0.0000**	**0.0000**	**0.0000**	**2.0000e-005**	**2.0000e-005**	**0.0000**	**0.0000**	**2.0000e-005**

7.0 Water Detail

7.1 Mitigation Measures Water

	Total CO2	CH4	N2O	CO2e
Category	MT/yr			
Mitigated	0.0000	0.0000	0.0000	0.0000
Unmitigated	0.0000	0.0000	0.0000	0.0000

7.2 Water by Land Use

Unmitigated

	Indoor/Outdoor Use	Total CO2	CH4	N2O	CO2e
Land Use	Mgal	MT/yr			
User Defined Industrial	0 / 0	0.0000	0.0000	0.0000	0.0000
Total		**0.0000**	**0.0000**	**0.0000**	**0.0000**

Mitigated

	Indoor/Outdoor Use	Total CO2	CH4	N2O	CO2e
Land Use	Mgal	MT/yr			
User Defined Industrial	0 / 0	0.0000	0.0000	0.0000	0.0000
Total		**0.0000**	**0.0000**	**0.0000**	**0.0000**

8.0 Waste Detail

8.1 Mitigation Measures Waste

Category/Year

	Total CO2	CH4	N2O	CO2e
	MT/yr			
Mitigated	0.0000	0.0000	0.0000	0.0000
Unmitigated	0.0000	0.0000	0.0000	0.0000

8.2 Waste by Land Use

Unmitigated

	Waste Disposed	Total CO2	CH4	N2O	CO2e
Land Use	tons	MT/yr			
User Defined Industrial	0	0.0000	0.0000	0.0000	0.0000
Total		**0.0000**	**0.0000**	**0.0000**	**0.0000**

Mitigated

	Waste Disposed	Total CO2	CH4	N2O	CO2e
Land Use	tons	MT/yr			
User Defined Industrial	0	0.0000	0.0000	0.0000	0.0000
Total		**0.0000**	**0.0000**	**0.0000**	**0.0000**

9.0 Operational Offroad

Equipment Type	Number	Hours/Day	Days/Year	Horse Power	Load Factor	Fuel Type

10.0 Vegetation

MBC Improvements Const

San Diego Air Basin, Annual

1.0 Project Characteristics

1.1 Land Usage

Land Uses	Size	Metric	Lot Acreage	Floor Surface Area	Population
User Defined Industrial	1.00	User Defined Unit	0.00	0.00	0

1.2 Other Project Characteristics

Urbanization	Urban	**Wind Speed (m/s)**	2.6	**Precipitation Freq (Days)**	40
Climate Zone	13			**Operational Year**	2025
Utility Company	San Diego Gas & Electric				
CO2 Intensity (lb/MWhr)	720.49	**CH4 Intensity (lb/MWhr)**	0.029	**N2O Intensity (lb/MWhr)**	0.006

1.3 User Entered Comments & Non-Default Data

Project Characteristics -

Land Use -

Construction Phase - Modified

Off-road Equipment - Modified

Off-road Equipment - Modified

Off-road Equipment - Modified

Trips and VMT - Modified

Grading -

Table Name	Column Name	Default Value	New Value
tblConstructionPhase	NumDays	0.00	286.00
tblConstructionPhase	NumDays	0.00	20.00

tblConstructionPhase	NumDays	0.00	20.00
tblGrading	MaterialExported	0.00	160.00
tblOffRoadEquipment	OffRoadEquipmentUnitAmount	4.00	0.00
tblOffRoadEquipment	OffRoadEquipmentUnitAmount	2.00	1.00
tblOffRoadEquipment	OffRoadEquipmentUnitAmount	1.00	0.00
tblOffRoadEquipment	OffRoadEquipmentUnitAmount	1.00	0.00
tblOffRoadEquipment	OffRoadEquipmentUnitAmount	1.00	0.00
tblProjectCharacteristics	OperationalYear	2014	2025
tblTripsAndVMT	HaulingTripNumber	20.00	200.00
tblTripsAndVMT	VendorTripNumber	0.00	4.00
tblTripsAndVMT	VendorTripNumber	0.00	2.00
tblTripsAndVMT	WorkerTripNumber	0.00	18.00

2.0 Emissions Summary

2.1 Overall Construction

Unmitigated Construction

	ROG	NOx	CO	SO2	Fugitive PM10	Exhaust PM10	PM10 Total	Fugitive PM2.5	Exhaust PM2.5	PM2.5 Total	Bio- CO2	NBio- CO2	Total CO2	CH4	N2O	CO2e
Year	tons/yr										MT/yr					
2026	0.0993	0.8133	1.0925	1.9600e-003	0.0740	0.0316	0.1057	0.0368	0.0301	0.0669	0.0000	161.7889	161.7889	0.0290	0.0000	162.3969
2027	0.0900	0.7329	1.0160	1.7900e-003	0.0115	0.0285	0.0400	3.0700e-003	0.0272	0.0303	0.0000	147.0889	147.0889	0.0270	0.0000	147.6568
Total	**0.1894**	**1.5462**	**2.1084**	**3.7500e-003**	**0.0855**	**0.0602**	**0.1457**	**0.0399**	**0.0574**	**0.0973**	**0.0000**	**308.8777**	**308.8777**	**0.0560**	**0.0000**	**310.0537**

Mitigated Construction

	ROG	NOx	CO	SO2	Fugitive PM10	Exhaust PM10	PM10 Total	Fugitive PM2.5	Exhaust PM2.5	PM2.5 Total	Bio- CO2	NBio- CO2	Total CO2	CH4	N2O	CO2e
Year	tons/yr										MT/yr					
2026	0.0993	0.8133	1.0925	1.9600e-003	0.0740	0.0316	0.1057	0.0368	0.0301	0.0669	0.0000	161.7887	161.7887	0.0290	0.0000	162.3968
2027	0.0900	0.7329	1.0160	1.7900e-003	0.0115	0.0285	0.0400	3.0700e-003	0.0272	0.0303	0.0000	147.0887	147.0887	0.0270	0.0000	147.6566
Total	**0.1894**	**1.5462**	**2.1084**	**3.7500e-003**	**0.0855**	**0.0602**	**0.1457**	**0.0399**	**0.0574**	**0.0973**	**0.0000**	**308.8774**	**308.8774**	**0.0560**	**0.0000**	**310.0534**

	ROG	**NOx**	**CO**	**SO2**	**Fugitive PM10**	**Exhaust PM10**	**PM10 Total**	**Fugitive PM2.5**	**Exhaust PM2.5**	**PM2.5 Total**	**Bio- CO2**	**NBio-CO2**	**Total CO2**	**CH4**	**N20**	**CO2e**
Percent Reduction	**0.00**	**0.00**	**0.00**	**0.00**	**0.00**	**0.00**	**0.00**	**0.00**	**0.00**	**0.00**	**0.00**	**0.00**	**0.00**	**0.00**	**0.00**	**0.00**

2.2 Overall Operational

Unmitigated Operational

	ROG	NOx	CO	SO2	Fugitive PM10	Exhaust PM10	PM10 Total	Fugitive PM2.5	Exhaust PM2.5	PM2.5 Total	Bio- CO2	NBio- CO2	Total CO2	CH4	N2O	CO2e
Category	tons/yr										MT/yr					
Area	0.0000	0.0000	1.0000e-005	0.0000		0.0000	0.0000		0.0000	0.0000	0.0000	2.0000e-005	2.0000e-005	0.0000	0.0000	2.0000e-005
Energy	0.0000	0.0000	0.0000	0.0000		0.0000	0.0000		0.0000	0.0000	0.0000	0.0000	0.0000	0.0000	0.0000	0.0000
Mobile	0.0000	0.0000	0.0000	0.0000	0.0000	0.0000	0.0000	0.0000	0.0000	0.0000	0.0000	0.0000	0.0000	0.0000	0.0000	0.0000
Waste						0.0000	0.0000		0.0000	0.0000	0.0000	0.0000	0.0000	0.0000	0.0000	0.0000
Water						0.0000	0.0000		0.0000	0.0000	0.0000	0.0000	0.0000	0.0000	0.0000	0.0000
Total	**0.0000**	**0.0000**	**1.0000e-005**	**0.0000**	**0.0000**	**0.0000**	**0.0000**	**0.0000**	**0.0000**	**0.0000**	**0.0000**	**2.0000e-005**	**2.0000e-005**	**0.0000**	**0.0000**	**2.0000e-005**

Mitigated Operational

	ROG	NOx	CO	SO2	Fugitive PM10	Exhaust PM10	PM10 Total	Fugitive PM2.5	Exhaust PM2.5	PM2.5 Total	Bio- CO2	NBio- CO2	Total CO2	CH4	N2O	CO2e
Category	tons/yr										MT/yr					
Area	0.0000	0.0000	1.0000e-005	0.0000		0.0000	0.0000		0.0000	0.0000	0.0000	2.0000e-005	2.0000e-005	0.0000	0.0000	2.0000e-005
Energy	0.0000	0.0000	0.0000	0.0000		0.0000	0.0000		0.0000	0.0000	0.0000	0.0000	0.0000	0.0000	0.0000	0.0000
Mobile	0.0000	0.0000	0.0000	0.0000	0.0000	0.0000	0.0000	0.0000	0.0000	0.0000	0.0000	0.0000	0.0000	0.0000	0.0000	0.0000
Waste						0.0000	0.0000		0.0000	0.0000	0.0000	0.0000	0.0000	0.0000	0.0000	0.0000
Water						0.0000	0.0000		0.0000	0.0000	0.0000	0.0000	0.0000	0.0000	0.0000	0.0000
Total	**0.0000**	**0.0000**	**1.0000e-005**	**0.0000**	**0.0000**	**0.0000**	**0.0000**	**0.0000**	**0.0000**	**0.0000**	**0.0000**	**2.0000e-005**	**2.0000e-005**	**0.0000**	**0.0000**	**2.0000e-005**

	ROG	NOx	CO	SO2	Fugitive PM10	Exhaust PM10	PM10 Total	Fugitive PM2.5	Exhaust PM2.5	PM2.5 Total	Bio- CO2	NBio-CO2	Total CO2	CH4	N20	CO2e
Percent Reduction	**0.00**	**0.00**	**0.00**	**0.00**	**0.00**	**0.00**	**0.00**	**0.00**	**0.00**	**0.00**	**0.00**	**0.00**	**0.00**	**0.00**	**0.00**	**0.00**

3.0 Construction Detail

Construction Phase

Phase Number	Phase Name	Phase Type	Start Date	End Date	Num Days Week	Num Days	Phase Description
1	Site Preparation	Site Preparation	5/15/2026	6/11/2026	5	20	
2	Building Construction	Building Construction	6/12/2026	7/16/2027	5	286	
3	Paving	Paving	7/17/2027	8/13/2027	5	20	

Acres of Grading (Site Preparation Phase): 0

Acres of Grading (Grading Phase): 0

Acres of Paving: 0

Residential Indoor: 0; Residential Outdoor: 0; Non-Residential Indoor: 0; Non-Residential Outdoor: 0 (Architectural Coating – sqft)

OffRoad Equipment

Phase Name	Offroad Equipment Type	Amount	Usage Hours	Horse Power	Load Factor
Site Preparation	Graders	0	8.00	174	0.41
Site Preparation	Rubber Tired Dozers	1	8.00	255	0.40
Site Preparation	Tractors/Loaders/Backhoes	1	8.00	97	0.37
Building Construction	Cranes	1	4.00	226	0.29
Building Construction	Forklifts	1	6.00	89	0.20
Building Construction	Generator Sets	1	8.00	84	0.74
Building Construction	Tractors/Loaders/Backhoes	2	8.00	97	0.37
Building Construction	Welders	2	8.00	46	0.45
Paving	Cement and Mortar Mixers	0	6.00	9	0.56
Paving	Pavers	1	7.00	125	0.42
Paving	Paving Equipment	1	8.00	130	0.36
Paving	Rollers	0	7.00	80	0.38
Paving	Tractors/Loaders/Backhoes	0	7.00	97	0.37

Trips and VMT

Phase Name	Offroad Equipment Count	Worker Trip Number	Vendor Trip Number	Hauling Trip Number	Worker Trip Length	Vendor Trip Length	Hauling Trip Length	Worker Vehicle Class	Vendor Vehicle Class	Hauling Vehicle Class
Site Preparation	2	5.00	4.00	200.00	10.80	7.30	20.00	LD_Mix	HDT_Mix	HHDT
Building Construction	7	18.00	2.00	0.00	10.80	7.30	20.00	LD_Mix	HDT_Mix	HHDT
Paving	2	5.00	0.00	0.00	10.80	7.30	20.00	LD_Mix	HDT_Mix	HHDT

3.1 Mitigation Measures Construction

3.2 Site Preparation - 2026

Unmitigated Construction On-Site

	ROG	NOx	CO	SO2	Fugitive PM10	Exhaust PM10	PM10 Total	Fugitive PM2.5	Exhaust PM2.5	PM2.5 Total	Bio- CO2	NBio- CO2	Total CO2	CH4	N2O	CO2e
Category	tons/yr										MT/yr					
Fugitive Dust					0.0602	0.0000	0.0602	0.0331	0.0000	0.0331	0.0000	0.0000	0.0000	0.0000	0.0000	0.0000
Off-Road	7.9200e-003	0.0740	0.0755	1.2000e-004		3.2500e-003	3.2500e-003		2.9900e-003	2.9900e-003	0.0000	10.5590	10.5590	3.4100e-003	0.0000	10.6307
Total	**7.9200e-003**	**0.0740**	**0.0755**	**1.2000e-004**	**0.0602**	**3.2500e-003**	**0.0635**	**0.0331**	**2.9900e-003**	**0.0361**	**0.0000**	**10.5590**	**10.5590**	**3.4100e-003**	**0.0000**	**10.6307**

Unmitigated Construction Off-Site

	ROG	NOx	CO	SO2	Fugitive PM10	Exhaust PM10	PM10 Total	Fugitive PM2.5	Exhaust PM2.5	PM2.5 Total	Bio- CO2	NBio- CO2	Total CO2	CH4	N2O	CO2e
Category	tons/yr										MT/yr					
Hauling	1.4500e-003	0.0105	0.0181	7.0000e-005	1.7100e-003	3.0000e-004	2.0100e-003	4.7000e-004	2.8000e-004	7.5000e-004	0.0000	6.3015	6.3015	4.0000e-005	0.0000	6.3025
Vendor	2.6000e-004	1.4700e-003	3.6400e-003	1.0000e-005	2.6000e-004	3.0000e-005	2.9000e-004	7.0000e-005	3.0000e-005	1.1000e-004	0.0000	0.7969	0.7969	1.0000e-005	0.0000	0.7970
Worker	1.0000e-004	1.2000e-004	1.1300e-003	0.0000	4.0000e-004	0.0000	4.0000e-004	1.1000e-004	0.0000	1.1000e-004	0.0000	0.2937	0.2937	1.0000e-005	0.0000	0.2939
Total	**1.8100e-003**	**0.0121**	**0.0229**	**8.0000e-005**	**2.3700e-003**	**3.3000e-004**	**2.7000e-003**	**6.5000e-004**	**3.1000e-004**	**9.7000e-004**	**0.0000**	**7.3921**	**7.3921**	**6.0000e-005**	**0.0000**	**7.3934**

Mitigated Construction On-Site

	ROG	NOx	CO	SO2	Fugitive PM10	Exhaust PM10	PM10 Total	Fugitive PM2.5	Exhaust PM2.5	PM2.5 Total	Bio- CO2	NBio- CO2	Total CO2	CH4	N2O	CO2e
Category	tons/yr										MT/yr					
Fugitive Dust					0.0602	0.0000	0.0602	0.0331	0.0000	0.0331	0.0000	0.0000	0.0000	0.0000	0.0000	0.0000

Off-Road	7.9200e-003	0.0740	0.0755	1.2000e-004		3.2500e-003	3.2500e-003		2.9900e-003	2.9900e-003	0.0000	10.5590	10.5590	3.4100e-003	0.0000	10.6307
Total	**7.9200e-003**	**0.0740**	**0.0755**	**1.2000e-004**	**0.0602**	**3.2500e-003**	**0.0635**	**0.0331**	**2.9900e-003**	**0.0361**	**0.0000**	**10.5590**	**10.5590**	**3.4100e-003**	**0.0000**	**10.6307**

Mitigated Construction Off-Site

	ROG	NOx	CO	SO2	Fugitive PM10	Exhaust PM10	PM10 Total	Fugitive PM2.5	Exhaust PM2.5	PM2.5 Total	Bio- CO2	NBio- CO2	Total CO2	CH4	N2O	CO2e
Category	tons/yr										MT/yr					
Hauling	1.4500e-003	0.0105	0.0181	7.0000e-005	1.7100e-003	3.0000e-004	2.0100e-003	4.7000e-004	2.8000e-004	7.5000e-004	0.0000	6.3015	6.3015	4.0000e-005	0.0000	6.3025
Vendor	2.6000e-004	1.4700e-003	3.6400e-003	1.0000e-005	2.6000e-004	3.0000e-005	2.9000e-004	7.0000e-005	3.0000e-005	1.1000e-004	0.0000	0.7969	0.7969	1.0000e-005	0.0000	0.7970
Worker	1.0000e-004	1.2000e-004	1.1300e-003	0.0000	4.0000e-004	0.0000	4.0000e-004	1.1000e-004	0.0000	1.1000e-004	0.0000	0.2937	0.2937	1.0000e-005	0.0000	0.2939
Total	**1.8100e-003**	**0.0121**	**0.0229**	**8.0000e-005**	**2.3700e-003**	**3.3000e-004**	**2.7000e-003**	**6.5000e-004**	**3.1000e-004**	**9.7000e-004**	**0.0000**	**7.3921**	**7.3921**	**6.0000e-005**	**0.0000**	**7.3934**

3.3 Building Construction - 2026

Unmitigated Construction On-Site

	ROG	NOx	CO	SO2	Fugitive PM10	Exhaust PM10	PM10 Total	Fugitive PM2.5	Exhaust PM2.5	PM2.5 Total	Bio- CO2	NBio- CO2	Total CO2	CH4	N2O	CO2e
Category	tons/yr										MT/yr					
Off-Road	0.0862	0.7187	0.9513	1.5900e-003		0.0279	0.0279		0.0267	0.0267	0.0000	133.2841	133.2841	0.0251	0.0000	133.8119
Total	**0.0862**	**0.7187**	**0.9513**	**1.5900e-003**		**0.0279**	**0.0279**		**0.0267**	**0.0267**	**0.0000**	**133.2841**	**133.2841**	**0.0251**	**0.0000**	**133.8119**

Unmitigated Construction Off-Site

	ROG	NOx	CO	SO2	Fugitive PM10	Exhaust PM10	PM10 Total	Fugitive PM2.5	Exhaust PM2.5	PM2.5 Total	Bio- CO2	NBio- CO2	Total CO2	CH4	N2O	CO2e
Category	tons/yr										MT/yr					
Hauling	0.0000	0.0000	0.0000	0.0000	0.0000	0.0000	0.0000	0.0000	0.0000	0.0000	0.0000	0.0000	0.0000	0.0000	0.0000	0.0000
Vendor	9.5000e-004	5.3300e-003	0.0132	3.0000e-005	9.4000e-004	1.2000e-004	1.0600e-003	2.7000e-004	1.1000e-004	3.8000e-004	0.0000	2.8888	2.8888	2.0000e-005	0.0000	2.8892
Worker	2.4900e-003	3.1400e-003	0.0295	1.3000e-004	0.0105	8.0000e-005	0.0106	2.7800e-003	7.0000e-005	2.8600e-003	0.0000	7.6649	7.6649	3.2000e-004	0.0000	7.6717
Total	**3.4400e-003**	**8.4700e-003**	**0.0427**	**1.6000e-004**	**0.0114**	**2.0000e-004**	**0.0116**	**3.0500e-003**	**1.8000e-004**	**3.2400e-003**	**0.0000**	**10.5537**	**10.5537**	**3.4000e-004**	**0.0000**	**10.5609**

Mitigated Construction On-Site

	ROG	NOx	CO	SO2	Fugitive PM10	Exhaust PM10	PM10 Total	Fugitive PM2.5	Exhaust PM2.5	PM2.5 Total	Bio- CO2	NBio- CO2	Total CO2	CH4	N2O	CO2e
Category	tons/yr										MT/yr					
Off-Road	0.0862	0.7187	0.9513	1.5900e-003		0.0279	0.0279		0.0267	0.0267	0.0000	133.2839	133.2839	0.0251	0.0000	133.8117
Total	**0.0862**	**0.7187**	**0.9513**	**1.5900e-003**		**0.0279**	**0.0279**		**0.0267**	**0.0267**	**0.0000**	**133.2839**	**133.2839**	**0.0251**	**0.0000**	**133.8117**

Mitigated Construction Off-Site

	ROG	NOx	CO	SO2	Fugitive PM10	Exhaust PM10	PM10 Total	Fugitive PM2.5	Exhaust PM2.5	PM2.5 Total	Bio- CO2	NBio- CO2	Total CO2	CH4	N2O	CO2e
Category	tons/yr										MT/yr					

Hauling	0.0000	0.0000	0.0000	0.0000	0.0000	0.0000	0.0000	0.0000	0.0000	0.0000	0.0000	0.0000	0.0000	0.0000	0.0000	0.0000
Vendor	9.5000e-004	5.3300e-003	0.0132	3.0000e-005	9.4000e-004	1.2000e-004	1.0600e-003	2.7000e-004	1.1000e-004	3.8000e-004	0.0000	2.8888	2.8888	2.0000e-005	0.0000	2.8892
Worker	2.4900e-003	3.1400e-003	0.0295	1.3000e-004	0.0105	8.0000e-005	0.0106	2.7800e-003	7.0000e-005	2.8600e-003	0.0000	7.6649	7.6649	3.2000e-004	0.0000	7.6717
Total	**3.4400e-003**	**8.4700e-003**	**0.0427**	**1.6000e-004**	**0.0114**	**2.0000e-004**	**0.0116**	**3.0500e-003**	**1.8000e-004**	**3.2400e-003**	**0.0000**	**10.5537**	**10.5537**	**3.4000e-004**	**0.0000**	**10.5609**

3.3 Building Construction - 2027

Unmitigated Construction On-Site

	ROG	NOx	CO	SO2	Fugitive PM10	Exhaust PM10	PM10 Total	Fugitive PM2.5	Exhaust PM2.5	PM2.5 Total	Bio- CO2	NBio- CO2	Total CO2	CH4	N2O	CO2e
Category	tons/yr										MT/yr					
Off-Road	0.0838	0.6989	0.9251	1.5400e-003		0.0271	0.0271		0.0259	0.0259	0.0000	129.6073	129.6073	0.0244	0.0000	130.1205
Total	**0.0838**	**0.6989**	**0.9251**	**1.5400e-003**		**0.0271**	**0.0271**		**0.0259**	**0.0259**	**0.0000**	**129.6073**	**129.6073**	**0.0244**	**0.0000**	**130.1205**

Unmitigated Construction Off-Site

	ROG	NOx	CO	SO2	Fugitive PM10	Exhaust PM10	PM10 Total	Fugitive PM2.5	Exhaust PM2.5	PM2.5 Total	Bio- CO2	NBio- CO2	Total CO2	CH4	N2O	CO2e
Category	tons/yr										MT/yr					
Hauling	0.0000	0.0000	0.0000	0.0000	0.0000	0.0000	0.0000	0.0000	0.0000	0.0000	0.0000	0.0000	0.0000	0.0000	0.0000	0.0000
Vendor	9.0000e-004	5.1300e-003	0.0125	3.0000e-005	9.2000e-004	1.2000e-004	1.0300e-003	2.6000e-004	1.1000e-004	3.7000e-004	0.0000	2.8095	2.8095	2.0000e-005	0.0000	2.8099
Worker	2.3400e-003	2.9600e-003	0.0278	1.3000e-004	0.0102	8.0000e-005	0.0103	2.7000e-003	7.0000e-005	2.7800e-003	0.0000	7.3854	7.3854	3.1000e-004	0.0000	7.3919
Total	**3.2400e-003**	**8.0900e-003**	**0.0403**	**1.6000e-004**	**0.0111**	**2.0000e-004**	**0.0113**	**2.9600e-003**	**1.8000e-004**	**3.1500e-003**	**0.0000**	**10.1949**	**10.1949**	**3.3000e-004**	**0.0000**	**10.2017**

Mitigated Construction On-Site

	ROG	NOx	CO	SO2	Fugitive PM10	Exhaust PM10	PM10 Total	Fugitive PM2.5	Exhaust PM2.5	PM2.5 Total	Bio- CO2	NBio- CO2	Total CO2	CH4	N2O	CO2e
Category	tons/yr										MT/yr					
Off-Road	0.0838	0.6989	0.9251	1.5400e-003		0.0271	0.0271		0.0259	0.0259	0.0000	129.6071	129.6071	0.0244	0.0000	130.1204
Total	**0.0838**	**0.6989**	**0.9251**	**1.5400e-003**		**0.0271**	**0.0271**		**0.0259**	**0.0259**	**0.0000**	**129.6071**	**129.6071**	**0.0244**	**0.0000**	**130.1204**

Mitigated Construction Off-Site

	ROG	NOx	CO	SO2	Fugitive PM10	Exhaust PM10	PM10 Total	Fugitive PM2.5	Exhaust PM2.5	PM2.5 Total	Bio- CO2	NBio- CO2	Total CO2	CH4	N2O	CO2e
Category	tons/yr										MT/yr					
Hauling	0.0000	0.0000	0.0000	0.0000	0.0000	0.0000	0.0000	0.0000	0.0000	0.0000	0.0000	0.0000	0.0000	0.0000	0.0000	0.0000
Vendor	9.0000e-004	5.1300e-003	0.0125	3.0000e-005	9.2000e-004	1.2000e-004	1.0300e-003	2.6000e-004	1.1000e-004	3.7000e-004	0.0000	2.8095	2.8095	2.0000e-005	0.0000	2.8099
Worker	2.3400e-003	2.9600e-003	0.0278	1.3000e-004	0.0102	8.0000e-005	0.0103	2.7000e-003	7.0000e-005	2.7800e-003	0.0000	7.3854	7.3854	3.1000e-004	0.0000	7.3919
Total	**3.2400e-003**	**8.0900e-003**	**0.0403**	**1.6000e-004**	**0.0111**	**2.0000e-004**	**0.0113**	**2.9600e-003**	**1.8000e-004**	**3.1500e-003**	**0.0000**	**10.1949**	**10.1949**	**3.3000e-004**	**0.0000**	**10.2017**

3.4 Paving - 2027

Unmitigated Construction On-Site

	ROG	NOx	CO	SO2	Fugitive PM10	Exhaust PM10	PM10 Total	Fugitive PM2.5	Exhaust PM2.5	PM2.5 Total	Bio- CO2	NBio- CO2	Total CO2	CH4	N2O	CO2e
Category	tons/yr										MT/yr					
Off-Road	2.9100e-003	0.0258	0.0494	8.0000e-005		1.2400e-003	1.2400e-003		1.1400e-003	1.1400e-003	0.0000	6.9958	6.9958	2.2600e-003	0.0000	7.0433
Paving	0.0000					0.0000	0.0000		0.0000	0.0000	0.0000	0.0000	0.0000	0.0000	0.0000	0.0000
Total	**2.9100e-003**	**0.0258**	**0.0494**	**8.0000e-005**		**1.2400e-003**	**1.2400e-003**		**1.1400e-003**	**1.1400e-003**	**0.0000**	**6.9958**	**6.9958**	**2.2600e-003**	**0.0000**	**7.0433**

Unmitigated Construction Off-Site

	ROG	NOx	CO	SO2	Fugitive PM10	Exhaust PM10	PM10 Total	Fugitive PM2.5	Exhaust PM2.5	PM2.5 Total	Bio- CO2	NBio- CO2	Total CO2	CH4	N2O	CO2e
Category	tons/yr										MT/yr					
Hauling	0.0000	0.0000	0.0000	0.0000	0.0000	0.0000	0.0000	0.0000	0.0000	0.0000	0.0000	0.0000	0.0000	0.0000	0.0000	0.0000
Vendor	0.0000	0.0000	0.0000	0.0000	0.0000	0.0000	0.0000	0.0000	0.0000	0.0000	0.0000	0.0000	0.0000	0.0000	0.0000	0.0000
Worker	9.0000e-005	1.2000e-004	1.1000e-003	0.0000	4.0000e-004	0.0000	4.0000e-004	1.1000e-004	0.0000	1.1000e-004	0.0000	0.2910	0.2910	1.0000e-005	0.0000	0.2913
Total	**9.0000e-005**	**1.2000e-004**	**1.1000e-003**	**0.0000**	**4.0000e-004**	**0.0000**	**4.0000e-004**	**1.1000e-004**	**0.0000**	**1.1000e-004**	**0.0000**	**0.2910**	**0.2910**	**1.0000e-005**	**0.0000**	**0.2913**

Mitigated Construction On-Site

	ROG	NOx	CO	SO2	Fugitive PM10	Exhaust PM10	PM10 Total	Fugitive PM2.5	Exhaust PM2.5	PM2.5 Total	Bio- CO2	NBio- CO2	Total CO2	CH4	N2O	CO2e
Category	tons/yr										MT/yr					
Off-Road	2.9100e-003	0.0258	0.0494	8.0000e-005		1.2400e-003	1.2400e-003		1.1400e-003	1.1400e-003	0.0000	6.9957	6.9957	2.2600e-003	0.0000	7.0433

Paving	0.0000					0.0000	0.0000		0.0000	0.0000	0.0000	0.0000	0.0000	0.0000	0.0000	0.0000
Total	**2.9100e-003**	**0.0258**	**0.0494**	**8.0000e-005**		**1.2400e-003**	**1.2400e-003**		**1.1400e-003**	**1.1400e-003**	**0.0000**	**6.9957**	**6.9957**	**2.2600e-003**	**0.0000**	**7.0433**

Mitigated Construction Off-Site

	ROG	NOx	CO	SO2	Fugitive PM10	Exhaust PM10	PM10 Total	Fugitive PM2.5	Exhaust PM2.5	PM2.5 Total	Bio- CO2	NBio- CO2	Total CO2	CH4	N2O	CO2e
Category	tons/yr										MT/yr					
Hauling	0.0000	0.0000	0.0000	0.0000	0.0000	0.0000	0.0000	0.0000	0.0000	0.0000	0.0000	0.0000	0.0000	0.0000	0.0000	0.0000
Vendor	0.0000	0.0000	0.0000	0.0000	0.0000	0.0000	0.0000	0.0000	0.0000	0.0000	0.0000	0.0000	0.0000	0.0000	0.0000	0.0000
Worker	9.0000e-005	1.2000e-004	1.1000e-003	0.0000	4.0000e-004	0.0000	4.0000e-004	1.1000e-004	0.0000	1.1000e-004	0.0000	0.2910	0.2910	1.0000e-005	0.0000	0.2913
Total	**9.0000e-005**	**1.2000e-004**	**1.1000e-003**	**0.0000**	**4.0000e-004**	**0.0000**	**4.0000e-004**	**1.1000e-004**	**0.0000**	**1.1000e-004**	**0.0000**	**0.2910**	**0.2910**	**1.0000e-005**	**0.0000**	**0.2913**

4.0 Operational Detail - Mobile

4.1 Mitigation Measures Mobile

	ROG	NOx	CO	SO2	Fugitive PM10	Exhaust PM10	PM10 Total	Fugitive PM2.5	Exhaust PM2.5	PM2.5 Total	Bio- CO2	NBio- CO2	Total CO2	CH4	N2O	CO2e
Category	tons/yr										MT/yr					
Mitigated	0.0000	0.0000	0.0000	0.0000	0.0000	0.0000	0.0000	0.0000	0.0000	0.0000	0.0000	0.0000	0.0000	0.0000	0.0000	0.0000
Unmitigated	0.0000	0.0000	0.0000	0.0000	0.0000	0.0000	0.0000	0.0000	0.0000	0.0000	0.0000	0.0000	0.0000	0.0000	0.0000	0.0000

4.2 Trip Summary Information

	Average Daily Trip Rate			Unmitigated	Mitigated
Land Use	Weekday	Saturday	Sunday	Annual VMT	Annual VMT
User Defined Industrial	0.00	0.00	0.00		
Total	0.00	0.00	0.00		

4.3 Trip Type Information

	Miles			Trip %			Trip Purpose %		
Land Use	H-W or C-W	H-S or C-C	H-O or C-NW	H-W or C-W	H-S or C-C	H-O or C-NW	Primary	Diverted	Pass-by
User Defined Industrial	9.50	7.30	7.30	0.00	0.00	0.00	0	0	0

LDA	LDT1	LDT2	MDV	LHD1	LHD2	MHD	HHD	OBUS	UBUS	MCY	SBUS	MH
0.511923	0.073395	0.191568	0.130918	0.036235	0.005199	0.012665	0.023708	0.001889	0.002027	0.006511	0.000534	0.003431

5.0 Energy Detail

4.4 Fleet Mix

Historical Energy Use: N

5.1 Mitigation Measures Energy

	ROG	NOx	CO	SO2	Fugitive PM10	Exhaust PM10	PM10 Total	Fugitive PM2.5	Exhaust PM2.5	PM2.5 Total	Bio- CO2	NBio- CO2	Total CO2	CH4	N2O	CO2e
Category	tons/yr										MT/yr					
Electricity Mitigated						0.0000	0.0000		0.0000	0.0000	0.0000	0.0000	0.0000	0.0000	0.0000	0.0000
Electricity Unmitigated						0.0000	0.0000		0.0000	0.0000	0.0000	0.0000	0.0000	0.0000	0.0000	0.0000
NaturalGas Mitigated	0.0000	0.0000	0.0000	0.0000		0.0000	0.0000		0.0000	0.0000	0.0000	0.0000	0.0000	0.0000	0.0000	0.0000
NaturalGas Unmitigated	0.0000	0.0000	0.0000	0.0000		0.0000	0.0000		0.0000	0.0000	0.0000	0.0000	0.0000	0.0000	0.0000	0.0000

5.2 Energy by Land Use - NaturalGas

Unmitigated

	NaturalGas Use	ROG	NOx	CO	SO2	Fugitive PM10	Exhaust PM10	PM10 Total	Fugitive PM2.5	Exhaust PM2.5	PM2.5 Total	Bio- CO2	NBio- CO2	Total CO2	CH4	N2O	CO2e
Land Use	kBTU/yr	tons/yr										MT/yr					
User Defined Industrial	0	0.0000	0.0000	0.0000	0.0000		0.0000	0.0000		0.0000	0.0000	0.0000	0.0000	0.0000	0.0000	0.0000	0.0000
Total		**0.0000**	**0.0000**	**0.0000**	**0.0000**		**0.0000**	**0.0000**		**0.0000**	**0.0000**	**0.0000**	**0.0000**	**0.0000**	**0.0000**	**0.0000**	**0.0000**

Mitigated

	NaturalGas Use	ROG	NOx	CO	SO2	Fugitive PM10	Exhaust PM10	PM10 Total	Fugitive PM2.5	Exhaust PM2.5	PM2.5 Total	Bio- CO2	NBio- CO2	Total CO2	CH4	N2O	CO2e
Land Use	kBTU/yr	tons/yr										MT/yr					
User Defined Industrial	0	0.0000	0.0000	0.0000	0.0000		0.0000	0.0000		0.0000	0.0000	0.0000	0.0000	0.0000	0.0000	0.0000	0.0000
Total		**0.0000**	**0.0000**	**0.0000**	**0.0000**		**0.0000**	**0.0000**		**0.0000**	**0.0000**	**0.0000**	**0.0000**	**0.0000**	**0.0000**	**0.0000**	**0.0000**

5.3 Energy by Land Use - Electricity

Unmitigated

	Electricity Use	Total CO2	CH4	N2O	CO2e
Land Use	kWh/yr	MT/yr			
User Defined Industrial	0	0.0000	0.0000	0.0000	0.0000
Total		**0.0000**	**0.0000**	**0.0000**	**0.0000**

Mitigated

	Electricity Use	Total CO2	CH4	N2O	CO2e
Land Use	kWh/yr	MT/yr			
User Defined Industrial	0	0.0000	0.0000	0.0000	0.0000
Total		**0.0000**	**0.0000**	**0.0000**	**0.0000**

6.0 Area Detail

6.1 Mitigation Measures Area

	ROG	NOx	CO	SO2	Fugitive PM10	Exhaust PM10	PM10 Total	Fugitive PM2.5	Exhaust PM2.5	PM2.5 Total	Bio- CO2	NBio- CO2	Total CO2	CH4	N2O	CO2e
Category	tons/yr										MT/yr					
Mitigated	0.0000	0.0000	1.0000e-005	0.0000		0.0000	0.0000		0.0000	0.0000	0.0000	2.0000e-005	2.0000e-005	0.0000	0.0000	2.0000e-005

Unmitigated	0.0000	0.0000	1.0000e-005	0.0000		0.0000	0.0000		0.0000	0.0000	0.0000	2.0000e-005	2.0000e-005	0.0000	0.0000	2.0000e-005

6.2 Area by SubCategory

Unmitigated

	ROG	NOx	CO	SO2	Fugitive PM10	Exhaust PM10	PM10 Total	Fugitive PM2.5	Exhaust PM2.5	PM2.5 Total	Bio- CO2	NBio- CO2	Total CO2	CH4	N2O	CO2e
SubCategory	tons/yr										MT/yr					
Architectural Coating	0.0000					0.0000	0.0000		0.0000	0.0000	0.0000	0.0000	0.0000	0.0000	0.0000	0.0000
Consumer Products	0.0000					0.0000	0.0000		0.0000	0.0000	0.0000	0.0000	0.0000	0.0000	0.0000	0.0000
Landscaping	0.0000	0.0000	1.0000e-005	0.0000		0.0000	0.0000		0.0000	0.0000	0.0000	2.0000e-005	2.0000e-005	0.0000	0.0000	2.0000e-005
Total	**0.0000**	**0.0000**	**1.0000e-005**	**0.0000**		**0.0000**	**0.0000**		**0.0000**	**0.0000**	**0.0000**	**2.0000e-005**	**2.0000e-005**	**0.0000**	**0.0000**	**2.0000e-005**

Mitigated

	ROG	NOx	CO	SO2	Fugitive PM10	Exhaust PM10	PM10 Total	Fugitive PM2.5	Exhaust PM2.5	PM2.5 Total	Bio- CO2	NBio- CO2	Total CO2	CH4	N2O	CO2e
SubCategory	tons/yr										MT/yr					
Architectural Coating	0.0000					0.0000	0.0000		0.0000	0.0000	0.0000	0.0000	0.0000	0.0000	0.0000	0.0000
Consumer Products	0.0000					0.0000	0.0000		0.0000	0.0000	0.0000	0.0000	0.0000	0.0000	0.0000	0.0000
Landscaping	0.0000	0.0000	1.0000e-005	0.0000		0.0000	0.0000		0.0000	0.0000	0.0000	2.0000e-005	2.0000e-005	0.0000	0.0000	2.0000e-005
Total	**0.0000**	**0.0000**	**1.0000e-005**	**0.0000**		**0.0000**	**0.0000**		**0.0000**	**0.0000**	**0.0000**	**2.0000e-005**	**2.0000e-005**	**0.0000**	**0.0000**	**2.0000e-005**

7.0 Water Detail

7.1 Mitigation Measures Water

	Total CO2	CH4	N2O	CO2e
Category	MT/yr			
Mitigated	0.0000	0.0000	0.0000	0.0000
Unmitigated	0.0000	0.0000	0.0000	0.0000

7.2 Water by Land Use

Unmitigated

	Indoor/Outdoor Use	Total CO2	CH4	N2O	CO2e
Land Use	Mgal	MT/yr			
User Defined Industrial	0 / 0	0.0000	0.0000	0.0000	0.0000
Total		**0.0000**	**0.0000**	**0.0000**	**0.0000**

Mitigated

	Indoor/Outdoor Use	Total CO2	CH4	N2O	CO2e

Land Use	Mgal	MT/yr			
User Defined Industrial	0 / 0	0.0000	0.0000	0.0000	0.0000
Total		**0.0000**	**0.0000**	**0.0000**	**0.0000**

8.0 Waste Detail

8.1 Mitigation Measures Waste

Category/Year

	Total CO2	CH4	N2O	CO2e
	MT/yr			
Mitigated	0.0000	0.0000	0.0000	0.0000
Unmitigated	0.0000	0.0000	0.0000	0.0000

8.2 Waste by Land Use

Unmitigated

	Waste Disposed	Total CO2	CH4	N2O	CO2e
Land Use	tons	MT/yr			
User Defined Industrial	0	0.0000	0.0000	0.0000	0.0000

Total		**0.0000**	**0.0000**	**0.0000**	**0.0000**

Mitigated

	Waste Disposed	Total CO2	CH4	N2O	CO2e
Land Use	tons	MT/yr			
User Defined Industrial	0	0.0000	0.0000	0.0000	0.0000
Total		**0.0000**	**0.0000**	**0.0000**	**0.0000**

9.0 Operational Offroad

Equipment Type	Number	Hours/Day	Days/Year	Horse Power	Load Factor	Fuel Type

10.0 Vegetation

Point Loma WWTP Improvements Const

San Diego Air Basin, Annual

1.0 Project Characteristics

1.1 Land Usage

Land Uses	Size	Metric	Lot Acreage	Floor Surface Area	Population
User Defined Industrial	1.00	User Defined Unit	0.00	0.00	0

1.2 Other Project Characteristics

Urbanization	Urban	**Wind Speed (m/s)**	2.6	**Precipitation Freq (Days)**	40
Climate Zone	13			**Operational Year**	2025
Utility Company	San Diego Gas & Electric				
CO2 Intensity (lb/MWhr)	720.49	**CH4 Intensity (lb/MWhr)**	0.029	**N2O Intensity (lb/MWhr)**	0.006

1.3 User Entered Comments & Non-Default Data

Project Characteristics -

Land Use -

Construction Phase - Modified

Off-road Equipment - Modified

Off-road Equipment - Modified

Off-road Equipment - Modified

Trips and VMT - Modified

Table Name	Column Name	Default Value	New Value
tblConstructionPhase	NumDays	0.00	471.00
tblConstructionPhase	NumDays	0.00	20.00
tblConstructionPhase	NumDays	0.00	20.00

tblConstructionPhase	PhaseEndDate	4/28/2028	4/30/2028
tblConstructionPhase	PhaseStartDate	4/1/2028	4/3/2028
tblGrading	MaterialExported	0.00	160.00
tblOffRoadEquipment	OffRoadEquipmentUnitAmount	4.00	0.00
tblOffRoadEquipment	OffRoadEquipmentUnitAmount	2.00	1.00
tblOffRoadEquipment	OffRoadEquipmentUnitAmount	1.00	0.00
tblOffRoadEquipment	OffRoadEquipmentUnitAmount	1.00	0.00
tblOffRoadEquipment	OffRoadEquipmentUnitAmount	1.00	0.00
tblProjectCharacteristics	OperationalYear	2014	2025
tblTripsAndVMT	HaulingTripNumber	20.00	200.00
tblTripsAndVMT	VendorTripNumber	0.00	4.00
tblTripsAndVMT	VendorTripNumber	0.00	2.00
tblTripsAndVMT	WorkerTripNumber	0.00	18.00

2.0 Emissions Summary

2.1 Overall Construction

Unmitigated Construction

	ROG	NOx	CO	SO2	Fugitive PM10	Exhaust PM10	PM10 Total	Fugitive PM2.5	Exhaust PM2.5	PM2.5 Total	Bio- CO2	NBio- CO2	Total CO2	CH4	N2O	CO2e
Year	tons/yr										MT/yr					
2026	0.0993	0.8133	1.0925	1.9600e-003	0.0740	0.0316	0.1057	0.0368	0.0301	0.0669	0.0000	161.7889	161.7889	0.0290	0.0000	162.3969
2027	0.1611	1.3087	1.7870	3.1500e-003	0.0205	0.0505	0.0710	5.4900e-003	0.0483	0.0538	0.0000	258.7826	258.7826	0.0459	0.0000	259.7455
2028	0.0431	0.3517	0.4952	8.7000e-004	5.5200e-003	0.0138	0.0193	1.4700e-003	0.0132	0.0147	0.0000	71.7057	71.7057	0.0137	0.0000	71.9932
Total	**0.3035**	**2.4737**	**3.3746**	**5.9800e-003**	**0.1001**	**0.0960**	**0.1960**	**0.0438**	**0.0916**	**0.1354**	**0.0000**	**492.2772**	**492.2772**	**0.0885**	**0.0000**	**494.1356**

Mitigated Construction

	ROG	NOx	CO	SO2	Fugitive PM10	Exhaust PM10	PM10 Total	Fugitive PM2.5	Exhaust PM2.5	PM2.5 Total	Bio- CO2	NBio- CO2	Total CO2	CH4	N2O	CO2e
Year	tons/yr										MT/yr					
2026	0.0993	0.8133	1.0925	1.9600e-003	0.0740	0.0316	0.1057	0.0368	0.0301	0.0669	0.0000	161.7887	161.7887	0.0290	0.0000	162.3968
2027	0.1611	1.3087	1.7870	3.1500e-003	0.0205	0.0505	0.0710	5.4900e-003	0.0483	0.0538	0.0000	258.7823	258.7823	0.0459	0.0000	259.7452
2028	0.0431	0.3517	0.4952	8.7000e-004	5.5200e-003	0.0138	0.0193	1.4700e-003	0.0132	0.0147	0.0000	71.7056	71.7056	0.0137	0.0000	71.9931
Total	**0.3035**	**2.4737**	**3.3746**	**5.9800e-003**	**0.1001**	**0.0960**	**0.1960**	**0.0438**	**0.0916**	**0.1354**	**0.0000**	**492.2767**	**492.2767**	**0.0885**	**0.0000**	**494.1351**

	ROG	**NOx**	**CO**	**SO2**	**Fugitive PM10**	**Exhaust PM10**	**PM10 Total**	**Fugitive PM2.5**	**Exhaust PM2.5**	**PM2.5 Total**	**Bio- CO2**	**NBio-CO2**	**Total CO2**	**CH4**	**N20**	**CO2e**
Percent Reduction	**0.00**	**0.00**	**0.00**	**0.00**	**0.00**	**0.00**	**0.00**	**0.00**	**0.00**	**0.00**	**0.00**	**0.00**	**0.00**	**0.00**	**0.00**	**0.00**

2.2 Overall Operational

Unmitigated Operational

	ROG	NOx	CO	SO2	Fugitive PM10	Exhaust PM10	PM10 Total	Fugitive PM2.5	Exhaust PM2.5	PM2.5 Total	Bio- CO2	NBio- CO2	Total CO2	CH4	N2O	CO2e
Category	tons/yr										MT/yr					
Area	0.0000	0.0000	1.0000e-005	0.0000		0.0000	0.0000		0.0000	0.0000	0.0000	2.0000e-005	2.0000e-005	0.0000	0.0000	2.0000e-005
Energy	0.0000	0.0000	0.0000	0.0000		0.0000	0.0000		0.0000	0.0000	0.0000	0.0000	0.0000	0.0000	0.0000	0.0000
Mobile	0.0000	0.0000	0.0000	0.0000	0.0000	0.0000	0.0000	0.0000	0.0000	0.0000	0.0000	0.0000	0.0000	0.0000	0.0000	0.0000
Waste						0.0000	0.0000		0.0000	0.0000	0.0000	0.0000	0.0000	0.0000	0.0000	0.0000
Water						0.0000	0.0000		0.0000	0.0000	0.0000	0.0000	0.0000	0.0000	0.0000	0.0000

Total	**0.0000**	**0.0000**	**1.0000e-005**	**0.0000**	**0.0000**	**0.0000**	**0.0000**	**0.0000**	**0.0000**	**0.0000**	**0.0000**	**2.0000e-005**	**2.0000e-005**	**0.0000**	**0.0000**	**2.0000e-005**

Mitigated Operational

	ROG	NOx	CO	SO2	Fugitive PM10	Exhaust PM10	PM10 Total	Fugitive PM2.5	Exhaust PM2.5	PM2.5 Total	Bio- CO2	NBio- CO2	Total CO2	CH4	N2O	CO2e
Category	tons/yr										MT/yr					
Area	0.0000	0.0000	1.0000e-005	0.0000		0.0000	0.0000		0.0000	0.0000	0.0000	2.0000e-005	2.0000e-005	0.0000	0.0000	2.0000e-005
Energy	0.0000	0.0000	0.0000	0.0000		0.0000	0.0000		0.0000	0.0000	0.0000	0.0000	0.0000	0.0000	0.0000	0.0000
Mobile	0.0000	0.0000	0.0000	0.0000	0.0000	0.0000	0.0000	0.0000	0.0000	0.0000	0.0000	0.0000	0.0000	0.0000	0.0000	0.0000
Waste						0.0000	0.0000		0.0000	0.0000	0.0000	0.0000	0.0000	0.0000	0.0000	0.0000
Water						0.0000	0.0000		0.0000	0.0000	0.0000	0.0000	0.0000	0.0000	0.0000	0.0000
Total	**0.0000**	**0.0000**	**1.0000e-005**	**0.0000**	**0.0000**	**0.0000**	**0.0000**	**0.0000**	**0.0000**	**0.0000**	**0.0000**	**2.0000e-005**	**2.0000e-005**	**0.0000**	**0.0000**	**2.0000e-005**

	ROG	**NOx**	**CO**	**SO2**	**Fugitive PM10**	**Exhaust PM10**	**PM10 Total**	**Fugitive PM2.5**	**Exhaust PM2.5**	**PM2.5 Total**	**Bio- CO2**	**NBio-CO2**	**Total CO2**	**CH4**	**N20**	**CO2e**
Percent Reduction	**0.00**	**0.00**	**0.00**	**0.00**	**0.00**	**0.00**	**0.00**	**0.00**	**0.00**	**0.00**	**0.00**	**0.00**	**0.00**	**0.00**	**0.00**	**0.00**

3.0 Construction Detail

Construction Phase

Phase Number	Phase Name	Phase Type	Start Date	End Date	Num Days Week	Num Days	Phase Description
1	Site Preparation	Site Preparation	5/15/2026	6/11/2026	5	20	
2	Building Construction	Building Construction	6/12/2026	3/31/2028	5	471	
3	Paving	Paving	4/3/2028	4/30/2028	5	20	

Acres of Grading (Site Preparation Phase): 0

Acres of Grading (Grading Phase): 0

Acres of Paving: 0

Residential Indoor: 0; Residential Outdoor: 0; Non-Residential Indoor: 0; Non-Residential Outdoor: 0 (Architectural Coating – sqft)

OffRoad Equipment

Phase Name	Offroad Equipment Type	Amount	Usage Hours	Horse Power	Load Factor
Site Preparation	Graders	0	8.00	174	0.41
Site Preparation	Rubber Tired Dozers	1	8.00	255	0.40
Site Preparation	Tractors/Loaders/Backhoes	1	8.00	97	0.37
Building Construction	Cranes	1	4.00	226	0.29
Building Construction	Forklifts	1	6.00	89	0.20
Building Construction	Generator Sets	1	8.00	84	0.74
Building Construction	Tractors/Loaders/Backhoes	2	8.00	97	0.37
Building Construction	Welders	2	8.00	46	0.45
Paving	Cement and Mortar Mixers	0	6.00	9	0.56
Paving	Pavers	1	7.00	125	0.42
Paving	Paving Equipment	1	8.00	130	0.36
Paving	Rollers	0	7.00	80	0.38
Paving	Tractors/Loaders/Backhoes	0	7.00	97	0.37

Trips and VMT

Phase Name	Offroad Equipment Count	Worker Trip Number	Vendor Trip Number	Hauling Trip Number	Worker Trip Length	Vendor Trip Length	Hauling Trip Length	Worker Vehicle Class	Vendor Vehicle Class	Hauling Vehicle Class
Site Preparation	2	5.00	4.00	200.00	10.80	7.30	20.00	LD_Mix	HDT_Mix	HHDT
Building Construction	7	18.00	2.00	0.00	10.80	7.30	20.00	LD_Mix	HDT_Mix	HHDT
Paving	2	5.00	0.00	0.00	10.80	7.30	20.00	LD_Mix	HDT_Mix	HHDT

3.1 Mitigation Measures Construction

3.2 Site Preparation - 2026

Unmitigated Construction On-Site

	ROG	NOx	CO	SO2	Fugitive PM10	Exhaust PM10	PM10 Total	Fugitive PM2.5	Exhaust PM2.5	PM2.5 Total	Bio- CO2	NBio- CO2	Total CO2	CH4	N2O	CO2e
Category	tons/yr										MT/yr					
Fugitive Dust					0.0602	0.0000	0.0602	0.0331	0.0000	0.0331	0.0000	0.0000	0.0000	0.0000	0.0000	0.0000
Off-Road	7.9200e-003	0.0740	0.0755	1.2000e-004		3.2500e-003	3.2500e-003		2.9900e-003	2.9900e-003	0.0000	10.5590	10.5590	3.4100e-003	0.0000	10.6307
Total	**7.9200e-003**	**0.0740**	**0.0755**	**1.2000e-004**	**0.0602**	**3.2500e-003**	**0.0635**	**0.0331**	**2.9900e-003**	**0.0361**	**0.0000**	**10.5590**	**10.5590**	**3.4100e-003**	**0.0000**	**10.6307**

Unmitigated Construction Off-Site

	ROG	NOx	CO	SO2	Fugitive PM10	Exhaust PM10	PM10 Total	Fugitive PM2.5	Exhaust PM2.5	PM2.5 Total	Bio- CO2	NBio- CO2	Total CO2	CH4	N2O	CO2e
Category	tons/yr										MT/yr					
Hauling	1.4500e-003	0.0105	0.0181	7.0000e-005	1.7100e-003	3.0000e-004	2.0100e-003	4.7000e-004	2.8000e-004	7.5000e-004	0.0000	6.3015	6.3015	4.0000e-005	0.0000	6.3025
Vendor	2.6000e-004	1.4700e-003	3.6400e-003	1.0000e-005	2.6000e-004	3.0000e-005	2.9000e-004	7.0000e-005	3.0000e-005	1.1000e-004	0.0000	0.7969	0.7969	1.0000e-005	0.0000	0.7970
Worker	1.0000e-004	1.2000e-004	1.1300e-003	0.0000	4.0000e-004	0.0000	4.0000e-004	1.1000e-004	0.0000	1.1000e-004	0.0000	0.2937	0.2937	1.0000e-005	0.0000	0.2939
Total	**1.8100e-003**	**0.0121**	**0.0229**	**8.0000e-005**	**2.3700e-003**	**3.3000e-004**	**2.7000e-003**	**6.5000e-004**	**3.1000e-004**	**9.7000e-004**	**0.0000**	**7.3921**	**7.3921**	**6.0000e-005**	**0.0000**	**7.3934**

Mitigated Construction On-Site

	ROG	NOx	CO	SO2	Fugitive PM10	Exhaust PM10	PM10 Total	Fugitive PM2.5	Exhaust PM2.5	PM2.5 Total	Bio- CO2	NBio- CO2	Total CO2	CH4	N2O	CO2e

Category	tons/yr										MT/yr					
Fugitive Dust					0.0602	0.0000	0.0602	0.0331	0.0000	0.0331	0.0000	0.0000	0.0000	0.0000	0.0000	0.0000
Off-Road	7.9200e-003	0.0740	0.0755	1.2000e-004		3.2500e-003	3.2500e-003		2.9900e-003	2.9900e-003	0.0000	10.5590	10.5590	3.4100e-003	0.0000	10.6307
Total	**7.9200e-003**	**0.0740**	**0.0755**	**1.2000e-004**	**0.0602**	**3.2500e-003**	**0.0635**	**0.0331**	**2.9900e-003**	**0.0361**	**0.0000**	**10.5590**	**10.5590**	**3.4100e-003**	**0.0000**	**10.6307**

Mitigated Construction Off-Site

	ROG	NOx	CO	SO2	Fugitive PM10	Exhaust PM10	PM10 Total	Fugitive PM2.5	Exhaust PM2.5	PM2.5 Total	Bio- CO2	NBio- CO2	Total CO2	CH4	N2O	CO2e
Category	tons/yr										MT/yr					
Hauling	1.4500e-003	0.0105	0.0181	7.0000e-005	1.7100e-003	3.0000e-004	2.0100e-003	4.7000e-004	2.8000e-004	7.5000e-004	0.0000	6.3015	6.3015	4.0000e-005	0.0000	6.3025
Vendor	2.6000e-004	1.4700e-003	3.6400e-003	1.0000e-005	2.6000e-004	3.0000e-005	2.9000e-004	7.0000e-005	3.0000e-005	1.1000e-004	0.0000	0.7969	0.7969	1.0000e-005	0.0000	0.7970
Worker	1.0000e-004	1.2000e-004	1.1300e-003	0.0000	4.0000e-004	0.0000	4.0000e-004	1.1000e-004	0.0000	1.1000e-004	0.0000	0.2937	0.2937	1.0000e-005	0.0000	0.2939
Total	**1.8100e-003**	**0.0121**	**0.0229**	**8.0000e-005**	**2.3700e-003**	**3.3000e-004**	**2.7000e-003**	**6.5000e-004**	**3.1000e-004**	**9.7000e-004**	**0.0000**	**7.3921**	**7.3921**	**6.0000e-005**	**0.0000**	**7.3934**

3.3 Building Construction - 2026

Unmitigated Construction On-Site

	ROG	NOx	CO	SO2	Fugitive PM10	Exhaust PM10	PM10 Total	Fugitive PM2.5	Exhaust PM2.5	PM2.5 Total	Bio- CO2	NBio- CO2	Total CO2	CH4	N2O	CO2e
Category	tons/yr										MT/yr					
Off-Road	0.0862	0.7187	0.9513	1.5900e-003		0.0279	0.0279		0.0267	0.0267	0.0000	133.2841	133.2841	0.0251	0.0000	133.8119
Total	**0.0862**	**0.7187**	**0.9513**	**1.5900e-003**		**0.0279**	**0.0279**		**0.0267**	**0.0267**	**0.0000**	**133.2841**	**133.2841**	**0.0251**	**0.0000**	**133.8119**

Unmitigated Construction Off-Site

	ROG	NOx	CO	SO2	Fugitive PM10	Exhaust PM10	PM10 Total	Fugitive PM2.5	Exhaust PM2.5	PM2.5 Total	Bio- CO2	NBio- CO2	Total CO2	CH4	N2O	CO2e
Category	tons/yr										MT/yr					
Hauling	0.0000	0.0000	0.0000	0.0000	0.0000	0.0000	0.0000	0.0000	0.0000	0.0000	0.0000	0.0000	0.0000	0.0000	0.0000	0.0000
Vendor	9.5000e-004	5.3300e-003	0.0132	3.0000e-005	9.4000e-004	1.2000e-004	1.0600e-003	2.7000e-004	1.1000e-004	3.8000e-004	0.0000	2.8888	2.8888	2.0000e-005	0.0000	2.8892
Worker	2.4900e-003	3.1400e-003	0.0295	1.3000e-004	0.0105	8.0000e-005	0.0106	2.7800e-003	7.0000e-005	2.8600e-003	0.0000	7.6649	7.6649	3.2000e-004	0.0000	7.6717
Total	**3.4400e-003**	**8.4700e-003**	**0.0427**	**1.6000e-004**	**0.0114**	**2.0000e-004**	**0.0116**	**3.0500e-003**	**1.8000e-004**	**3.2400e-003**	**0.0000**	**10.5537**	**10.5537**	**3.4000e-004**	**0.0000**	**10.5609**

Mitigated Construction On-Site

	ROG	NOx	CO	SO2	Fugitive PM10	Exhaust PM10	PM10 Total	Fugitive PM2.5	Exhaust PM2.5	PM2.5 Total	Bio- CO2	NBio- CO2	Total CO2	CH4	N2O	CO2e
Category	tons/yr										MT/yr					
Off-Road	0.0862	0.7187	0.9513	1.5900e-003		0.0279	0.0279		0.0267	0.0267	0.0000	133.2839	133.2839	0.0251	0.0000	133.8117
Total	**0.0862**	**0.7187**	**0.9513**	**1.5900e-003**		**0.0279**	**0.0279**		**0.0267**	**0.0267**	**0.0000**	**133.2839**	**133.2839**	**0.0251**	**0.0000**	**133.8117**

Mitigated Construction Off-Site

	ROG	NOx	CO	SO2	Fugitive PM10	Exhaust PM10	PM10 Total	Fugitive PM2.5	Exhaust PM2.5	PM2.5 Total	Bio- CO2	NBio- CO2	Total CO2	CH4	N2O	CO2e
Category	tons/yr										MT/yr					
Hauling	0.0000	0.0000	0.0000	0.0000	0.0000	0.0000	0.0000	0.0000	0.0000	0.0000	0.0000	0.0000	0.0000	0.0000	0.0000	0.0000
Vendor	9.5000e-004	5.3300e-003	0.0132	3.0000e-005	9.4000e-004	1.2000e-004	1.0600e-003	2.7000e-004	1.1000e-004	3.8000e-004	0.0000	2.8888	2.8888	2.0000e-005	0.0000	2.8892
Worker	2.4900e-003	3.1400e-003	0.0295	1.3000e-004	0.0105	8.0000e-005	0.0106	2.7800e-003	7.0000e-005	2.8600e-003	0.0000	7.6649	7.6649	3.2000e-004	0.0000	7.6717
Total	**3.4400e-003**	**8.4700e-003**	**0.0427**	**1.6000e-004**	**0.0114**	**2.0000e-004**	**0.0116**	**3.0500e-003**	**1.8000e-004**	**3.2400e-003**	**0.0000**	**10.5537**	**10.5537**	**3.4000e-004**	**0.0000**	**10.5609**

3.3 Building Construction - 2027

Unmitigated Construction On-Site

	ROG	NOx	CO	SO2	Fugitive PM10	Exhaust PM10	PM10 Total	Fugitive PM2.5	Exhaust PM2.5	PM2.5 Total	Bio- CO2	NBio- CO2	Total CO2	CH4	N2O	CO2e
Category	tons/yr										MT/yr					
Off-Road	0.1551	1.2937	1.7124	2.8600e-003		0.0501	0.0501		0.0480	0.0480	0.0000	239.9113	239.9113	0.0452	0.0000	240.8614
Total	**0.1551**	**1.2937**	**1.7124**	**2.8600e-003**		**0.0501**	**0.0501**		**0.0480**	**0.0480**	**0.0000**	**239.9113**	**239.9113**	**0.0452**	**0.0000**	**240.8614**

Unmitigated Construction Off-Site

	ROG	NOx	CO	SO2	Fugitive PM10	Exhaust PM10	PM10 Total	Fugitive PM2.5	Exhaust PM2.5	PM2.5 Total	Bio- CO2	NBio- CO2	Total CO2	CH4	N2O	CO2e
Category	tons/yr										MT/yr					

Hauling	0.0000	0.0000	0.0000	0.0000	0.0000	0.0000	0.0000	0.0000	0.0000	0.0000	0.0000	0.0000	0.0000	0.0000	0.0000	0.0000
Vendor	1.6600e-003	9.5000e-003	0.0231	6.0000e-005	1.7000e-003	2.2000e-004	1.9200e-003	4.9000e-004	2.0000e-004	6.9000e-004	0.0000	5.2005	5.2005	4.0000e-005	0.0000	5.2012
Worker	4.3400e-003	5.4800e-003	0.0515	2.3000e-004	0.0188	1.5000e-004	0.0190	5.0100e-003	1.4000e-004	5.1400e-003	0.0000	13.6708	13.6708	5.7000e-004	0.0000	13.6828
Total	**6.0000e-003**	**0.0150**	**0.0746**	**2.9000e-004**	**0.0205**	**3.7000e-004**	**0.0209**	**5.5000e-003**	**3.4000e-004**	**5.8300e-003**	**0.0000**	**18.8713**	**18.8713**	**6.1000e-004**	**0.0000**	**18.8841**

Mitigated Construction On-Site

	ROG	NOx	CO	SO2	Fugitive PM10	Exhaust PM10	PM10 Total	Fugitive PM2.5	Exhaust PM2.5	PM2.5 Total	Bio- CO2	NBio- CO2	Total CO2	CH4	N2O	CO2e
Category	tons/yr										MT/yr					
Off-Road	0.1551	1.2937	1.7124	2.8600e-003		0.0501	0.0501		0.0480	0.0480	0.0000	239.9110	239.9110	0.0452	0.0000	240.8611
Total	**0.1551**	**1.2937**	**1.7124**	**2.8600e-003**		**0.0501**	**0.0501**		**0.0480**	**0.0480**	**0.0000**	**239.9110**	**239.9110**	**0.0452**	**0.0000**	**240.8611**

Mitigated Construction Off-Site

	ROG	NOx	CO	SO2	Fugitive PM10	Exhaust PM10	PM10 Total	Fugitive PM2.5	Exhaust PM2.5	PM2.5 Total	Bio- CO2	NBio- CO2	Total CO2	CH4	N2O	CO2e
Category	tons/yr										MT/yr					
Hauling	0.0000	0.0000	0.0000	0.0000	0.0000	0.0000	0.0000	0.0000	0.0000	0.0000	0.0000	0.0000	0.0000	0.0000	0.0000	0.0000
Vendor	1.6600e-003	9.5000e-003	0.0231	6.0000e-005	1.7000e-003	2.2000e-004	1.9200e-003	4.9000e-004	2.0000e-004	6.9000e-004	0.0000	5.2005	5.2005	4.0000e-005	0.0000	5.2012
Worker	4.3400e-003	5.4800e-003	0.0515	2.3000e-004	0.0188	1.5000e-004	0.0190	5.0100e-003	1.4000e-004	5.1400e-003	0.0000	13.6708	13.6708	5.7000e-004	0.0000	13.6828
Total	**6.0000e-003**	**0.0150**	**0.0746**	**2.9000e-004**	**0.0205**	**3.7000e-004**	**0.0209**	**5.5000e-003**	**3.4000e-004**	**5.8300e-003**	**0.0000**	**18.8713**	**18.8713**	**6.1000e-004**	**0.0000**	**18.8841**

3.3 Building Construction - 2028

Unmitigated Construction On-Site

	ROG	NOx	CO	SO2	Fugitive PM10	Exhaust PM10	PM10 Total	Fugitive PM2.5	Exhaust PM2.5	PM2.5 Total	Bio- CO2	NBio- CO2	Total CO2	CH4	N2O	CO2e
Category	tons/yr										MT/yr					
Off-Road	0.0386	0.3222	0.4265	7.1000e-004		0.0125	0.0125		0.0119	0.0119	0.0000	59.7480	59.7480	0.0113	0.0000	59.9846
Total	**0.0386**	**0.3222**	**0.4265**	**7.1000e-004**		**0.0125**	**0.0125**		**0.0119**	**0.0119**	**0.0000**	**59.7480**	**59.7480**	**0.0113**	**0.0000**	**59.9846**

Unmitigated Construction Off-Site

	ROG	NOx	CO	SO2	Fugitive PM10	Exhaust PM10	PM10 Total	Fugitive PM2.5	Exhaust PM2.5	PM2.5 Total	Bio- CO2	NBio- CO2	Total CO2	CH4	N2O	CO2e
Category	tons/yr										MT/yr					
Hauling	0.0000	0.0000	0.0000	0.0000	0.0000	0.0000	0.0000	0.0000	0.0000	0.0000	0.0000	0.0000	0.0000	0.0000	0.0000	0.0000
Vendor	4.1000e-004	2.3500e-003	5.7100e-003	2.0000e-005	4.2000e-004	5.0000e-005	4.8000e-004	1.2000e-004	5.0000e-005	1.7000e-004	0.0000	1.2953	1.2953	1.0000e-005	0.0000	1.2955
Worker	1.0500e-003	1.3200e-003	0.0125	6.0000e-005	4.6900e-003	4.0000e-005	4.7300e-003	1.2500e-003	3.0000e-005	1.2800e-003	0.0000	3.3779	3.3779	1.4000e-004	0.0000	3.3808
Total	**1.4600e-003**	**3.6700e-003**	**0.0182**	**8.0000e-005**	**5.1100e-003**	**9.0000e-005**	**5.2100e-003**	**1.3700e-003**	**8.0000e-005**	**1.4500e-003**	**0.0000**	**4.6732**	**4.6732**	**1.5000e-004**	**0.0000**	**4.6763**

Mitigated Construction On-Site

	ROG	NOx	CO	SO2	Fugitive PM10	Exhaust PM10	PM10 Total	Fugitive PM2.5	Exhaust PM2.5	PM2.5 Total	Bio- CO2	NBio- CO2	Total CO2	CH4	N2O	CO2e
Category	tons/yr										MT/yr					
Off-Road	0.0386	0.3222	0.4265	7.1000e-004		0.0125	0.0125		0.0119	0.0119	0.0000	59.7480	59.7480	0.0113	0.0000	59.9846
Total	**0.0386**	**0.3222**	**0.4265**	**7.1000e-004**		**0.0125**	**0.0125**		**0.0119**	**0.0119**	**0.0000**	**59.7480**	**59.7480**	**0.0113**	**0.0000**	**59.9846**

Mitigated Construction Off-Site

	ROG	NOx	CO	SO2	Fugitive PM10	Exhaust PM10	PM10 Total	Fugitive PM2.5	Exhaust PM2.5	PM2.5 Total	Bio- CO2	NBio- CO2	Total CO2	CH4	N2O	CO2e
Category	tons/yr										MT/yr					
Hauling	0.0000	0.0000	0.0000	0.0000	0.0000	0.0000	0.0000	0.0000	0.0000	0.0000	0.0000	0.0000	0.0000	0.0000	0.0000	0.0000
Vendor	4.1000e-004	2.3500e-003	5.7100e-003	2.0000e-005	4.2000e-004	5.0000e-005	4.8000e-004	1.2000e-004	5.0000e-005	1.7000e-004	0.0000	1.2953	1.2953	1.0000e-005	0.0000	1.2955
Worker	1.0500e-003	1.3200e-003	0.0125	6.0000e-005	4.6900e-003	4.0000e-005	4.7300e-003	1.2500e-003	3.0000e-005	1.2800e-003	0.0000	3.3779	3.3779	1.4000e-004	0.0000	3.3808
Total	**1.4600e-003**	**3.6700e-003**	**0.0182**	**8.0000e-005**	**5.1100e-003**	**9.0000e-005**	**5.2100e-003**	**1.3700e-003**	**8.0000e-005**	**1.4500e-003**	**0.0000**	**4.6732**	**4.6732**	**1.5000e-004**	**0.0000**	**4.6763**

3.4 Paving - 2028

Unmitigated Construction On-Site

	ROG	NOx	CO	SO2	Fugitive PM10	Exhaust PM10	PM10 Total	Fugitive PM2.5	Exhaust PM2.5	PM2.5 Total	Bio- CO2	NBio- CO2	Total CO2	CH4	N2O	CO2e
Category	tons/yr										MT/yr					
Off-Road	2.9100e-003	0.0258	0.0494	8.0000e-005		1.2400e-003	1.2400e-003		1.1400e-003	1.1400e-003	0.0000	6.9958	6.9958	2.2600e-003	0.0000	7.0433

Paving	0.0000					0.0000	0.0000		0.0000	0.0000	0.0000	0.0000	0.0000	0.0000	0.0000	0.0000
Total	**2.9100e-003**	**0.0258**	**0.0494**	**8.0000e-005**		**1.2400e-003**	**1.2400e-003**		**1.1400e-003**	**1.1400e-003**	**0.0000**	**6.9958**	**6.9958**	**2.2600e-003**	**0.0000**	**7.0433**

Unmitigated Construction Off-Site

	ROG	NOx	CO	SO2	Fugitive PM10	Exhaust PM10	PM10 Total	Fugitive PM2.5	Exhaust PM2.5	PM2.5 Total	Bio- CO2	NBio- CO2	Total CO2	CH4	N2O	CO2e
Category	tons/yr										MT/yr					
Hauling	0.0000	0.0000	0.0000	0.0000	0.0000	0.0000	0.0000	0.0000	0.0000	0.0000	0.0000	0.0000	0.0000	0.0000	0.0000	0.0000
Vendor	0.0000	0.0000	0.0000	0.0000	0.0000	0.0000	0.0000	0.0000	0.0000	0.0000	0.0000	0.0000	0.0000	0.0000	0.0000	0.0000
Worker	9.0000e-005	1.1000e-004	1.0700e-003	0.0000	4.0000e-004	0.0000	4.0000e-004	1.1000e-004	0.0000	1.1000e-004	0.0000	0.2887	0.2887	1.0000e-005	0.0000	0.2890
Total	**9.0000e-005**	**1.1000e-004**	**1.0700e-003**	**0.0000**	**4.0000e-004**	**0.0000**	**4.0000e-004**	**1.1000e-004**	**0.0000**	**1.1000e-004**	**0.0000**	**0.2887**	**0.2887**	**1.0000e-005**	**0.0000**	**0.2890**

Mitigated Construction On-Site

	ROG	NOx	CO	SO2	Fugitive PM10	Exhaust PM10	PM10 Total	Fugitive PM2.5	Exhaust PM2.5	PM2.5 Total	Bio- CO2	NBio- CO2	Total CO2	CH4	N2O	CO2e
Category	tons/yr										MT/yr					
Off-Road	2.9100e-003	0.0258	0.0494	8.0000e-005		1.2400e-003	1.2400e-003		1.1400e-003	1.1400e-003	0.0000	6.9957	6.9957	2.2600e-003	0.0000	7.0433
Paving	0.0000					0.0000	0.0000		0.0000	0.0000	0.0000	0.0000	0.0000	0.0000	0.0000	0.0000
Total	**2.9100e-003**	**0.0258**	**0.0494**	**8.0000e-005**		**1.2400e-003**	**1.2400e-003**		**1.1400e-003**	**1.1400e-003**	**0.0000**	**6.9957**	**6.9957**	**2.2600e-003**	**0.0000**	**7.0433**

Mitigated Construction Off-Site

	ROG	NOx	CO	SO2	Fugitive PM10	Exhaust PM10	PM10 Total	Fugitive PM2.5	Exhaust PM2.5	PM2.5 Total	Bio- CO2	NBio- CO2	Total CO2	CH4	N2O	CO2e
Category	tons/yr										MT/yr					
Hauling	0.0000	0.0000	0.0000	0.0000	0.0000	0.0000	0.0000	0.0000	0.0000	0.0000	0.0000	0.0000	0.0000	0.0000	0.0000	0.0000
Vendor	0.0000	0.0000	0.0000	0.0000	0.0000	0.0000	0.0000	0.0000	0.0000	0.0000	0.0000	0.0000	0.0000	0.0000	0.0000	0.0000
Worker	9.0000e-005	1.1000e-004	1.0700e-003	0.0000	4.0000e-004	0.0000	4.0000e-004	1.1000e-004	0.0000	1.1000e-004	0.0000	0.2887	0.2887	1.0000e-005	0.0000	0.2890
Total	**9.0000e-005**	**1.1000e-004**	**1.0700e-003**	**0.0000**	**4.0000e-004**	**0.0000**	**4.0000e-004**	**1.1000e-004**	**0.0000**	**1.1000e-004**	**0.0000**	**0.2887**	**0.2887**	**1.0000e-005**	**0.0000**	**0.2890**

4.0 Operational Detail - Mobile

4.1 Mitigation Measures Mobile

	ROG	NOx	CO	SO2	Fugitive PM10	Exhaust PM10	PM10 Total	Fugitive PM2.5	Exhaust PM2.5	PM2.5 Total	Bio- CO2	NBio- CO2	Total CO2	CH4	N2O	CO2e
Category	tons/yr										MT/yr					
Mitigated	0.0000	0.0000	0.0000	0.0000	0.0000	0.0000	0.0000	0.0000	0.0000	0.0000	0.0000	0.0000	0.0000	0.0000	0.0000	0.0000
Unmitigated	0.0000	0.0000	0.0000	0.0000	0.0000	0.0000	0.0000	0.0000	0.0000	0.0000	0.0000	0.0000	0.0000	0.0000	0.0000	0.0000

4.2 Trip Summary Information

	Average Daily Trip Rate			Unmitigated	Mitigated
Land Use	Weekday	Saturday	Sunday	Annual VMT	Annual VMT
User Defined Industrial	0.00	0.00	0.00		
Total	0.00	0.00	0.00		

4.3 Trip Type Information

	Miles			Trip %			Trip Purpose %		
Land Use	H-W or C-W	H-S or C-C	H-O or C-NW	H-W or C-W	H-S or C-C	H-O or C-NW	Primary	Diverted	Pass-by
User Defined Industrial	9.50	7.30	7.30	0.00	0.00	0.00	0	0	0

LDA	LDT1	LDT2	MDV	LHD1	LHD2	MHD	HHD	OBUS	UBUS	MCY	SBUS	MH
0.511923	0.073395	0.191568	0.130918	0.036235	0.005199	0.012665	0.023708	0.001889	0.002027	0.006511	0.000534	0.003431

5.0 Energy Detail

4.4 Fleet Mix

Historical Energy Use: N

5.1 Mitigation Measures Energy

	ROG	NOx	CO	SO2	Fugitive PM10	Exhaust PM10	PM10 Total	Fugitive PM2.5	Exhaust PM2.5	PM2.5 Total	Bio- CO2	NBio- CO2	Total CO2	CH4	N2O	CO2e
Category	tons/yr										MT/yr					
Electricity Mitigated						0.0000	0.0000		0.0000	0.0000	0.0000	0.0000	0.0000	0.0000	0.0000	0.0000
Electricity Unmitigated						0.0000	0.0000		0.0000	0.0000	0.0000	0.0000	0.0000	0.0000	0.0000	0.0000
NaturalGas Mitigated	0.0000	0.0000	0.0000	0.0000		0.0000	0.0000		0.0000	0.0000	0.0000	0.0000	0.0000	0.0000	0.0000	0.0000
NaturalGas Unmitigated	0.0000	0.0000	0.0000	0.0000		0.0000	0.0000		0.0000	0.0000	0.0000	0.0000	0.0000	0.0000	0.0000	0.0000

5.2 Energy by Land Use - NaturalGas

Unmitigated

	NaturalGas Use	ROG	NOx	CO	SO2	Fugitive PM10	Exhaust PM10	PM10 Total	Fugitive PM2.5	Exhaust PM2.5	PM2.5 Total	Bio- CO2	NBio- CO2	Total CO2	CH4	N2O	CO2e
Land Use	kBTU/yr	tons/yr										MT/yr					
User Defined Industrial	0	0.0000	0.0000	0.0000	0.0000		0.0000	0.0000		0.0000	0.0000	0.0000	0.0000	0.0000	0.0000	0.0000	0.0000
Total		**0.0000**	**0.0000**	**0.0000**	**0.0000**		**0.0000**	**0.0000**		**0.0000**	**0.0000**	**0.0000**	**0.0000**	**0.0000**	**0.0000**	**0.0000**	**0.0000**

Mitigated

	NaturalGas Use	ROG	NOx	CO	SO2	Fugitive PM10	Exhaust PM10	PM10 Total	Fugitive PM2.5	Exhaust PM2.5	PM2.5 Total	Bio- CO2	NBio- CO2	Total CO2	CH4	N2O	CO2e
Land Use	kBTU/yr	tons/yr										MT/yr					
User Defined Industrial	0	0.0000	0.0000	0.0000	0.0000		0.0000	0.0000		0.0000	0.0000	0.0000	0.0000	0.0000	0.0000	0.0000	0.0000
Total		**0.0000**	**0.0000**	**0.0000**	**0.0000**		**0.0000**	**0.0000**		**0.0000**	**0.0000**	**0.0000**	**0.0000**	**0.0000**	**0.0000**	**0.0000**	**0.0000**

5.3 Energy by Land Use - Electricity

Unmitigated

	Electricity Use	Total CO2	CH4	N2O	CO2e
Land Use	kWh/yr	MT/yr			
User Defined Industrial	0	0.0000	0.0000	0.0000	0.0000
Total		**0.0000**	**0.0000**	**0.0000**	**0.0000**

Mitigated

	Electricity Use	Total CO2	CH4	N2O	CO2e
Land Use	kWh/yr	MT/yr			
User Defined Industrial	0	0.0000	0.0000	0.0000	0.0000
Total		**0.0000**	**0.0000**	**0.0000**	**0.0000**

6.0 Area Detail

6.1 Mitigation Measures Area

	ROG	NOx	CO	SO2	Fugitive PM10	Exhaust PM10	PM10 Total	Fugitive PM2.5	Exhaust PM2.5	PM2.5 Total	Bio- CO2	NBio- CO2	Total CO2	CH4	N2O	CO2e
Category	tons/yr										MT/yr					
Mitigated	0.0000	0.0000	1.0000e-005	0.0000		0.0000	0.0000		0.0000	0.0000	0.0000	2.0000e-005	2.0000e-005	0.0000	0.0000	2.0000e-005
Unmitigated	0.0000	0.0000	1.0000e-005	0.0000		0.0000	0.0000		0.0000	0.0000	0.0000	2.0000e-005	2.0000e-005	0.0000	0.0000	2.0000e-005

6.2 Area by SubCategory

Unmitigated

	ROG	NOx	CO	SO2	Fugitive PM10	Exhaust PM10	PM10 Total	Fugitive PM2.5	Exhaust PM2.5	PM2.5 Total	Bio- CO2	NBio- CO2	Total CO2	CH4	N2O	CO2e
SubCategory	tons/yr										MT/yr					
Architectural Coating	0.0000					0.0000	0.0000		0.0000	0.0000	0.0000	0.0000	0.0000	0.0000	0.0000	0.0000
Consumer Products	0.0000					0.0000	0.0000		0.0000	0.0000	0.0000	0.0000	0.0000	0.0000	0.0000	0.0000
Landscaping	0.0000	0.0000	1.0000e-005	0.0000		0.0000	0.0000		0.0000	0.0000	0.0000	2.0000e-005	2.0000e-005	0.0000	0.0000	2.0000e-005
Total	**0.0000**	**0.0000**	**1.0000e-005**	**0.0000**		**0.0000**	**0.0000**		**0.0000**	**0.0000**	**0.0000**	**2.0000e-005**	**2.0000e-005**	**0.0000**	**0.0000**	**2.0000e-005**

Mitigated

	ROG	NOx	CO	SO2	Fugitive PM10	Exhaust PM10	PM10 Total	Fugitive PM2.5	Exhaust PM2.5	PM2.5 Total	Bio- CO2	NBio- CO2	Total CO2	CH4	N2O	CO2e
SubCategory	tons/yr										MT/yr					
Architectural Coating	0.0000					0.0000	0.0000		0.0000	0.0000	0.0000	0.0000	0.0000	0.0000	0.0000	0.0000
Consumer Products	0.0000					0.0000	0.0000		0.0000	0.0000	0.0000	0.0000	0.0000	0.0000	0.0000	0.0000
Landscaping	0.0000	0.0000	1.0000e-005	0.0000		0.0000	0.0000		0.0000	0.0000	0.0000	2.0000e-005	2.0000e-005	0.0000	0.0000	2.0000e-005
Total	**0.0000**	**0.0000**	**1.0000e-005**	**0.0000**		**0.0000**	**0.0000**		**0.0000**	**0.0000**	**0.0000**	**2.0000e-005**	**2.0000e-005**	**0.0000**	**0.0000**	**2.0000e-005**

7.0 Water Detail

7.1 Mitigation Measures Water

	Total CO2	CH4	N2O	CO2e
Category	MT/yr			
Mitigated	0.0000	0.0000	0.0000	0.0000
Unmitigated	0.0000	0.0000	0.0000	0.0000

7.2 Water by Land Use

Unmitigated

	Indoor/Outdoor Use	Total CO2	CH4	N2O	CO2e
Land Use	Mgal	MT/yr			
User Defined Industrial	0 / 0	0.0000	0.0000	0.0000	0.0000
Total		**0.0000**	**0.0000**	**0.0000**	**0.0000**

Mitigated

	Indoor/Outdoor Use	Total CO2	CH4	N2O	CO2e
Land Use	Mgal	MT/yr			
User Defined Industrial	0 / 0	0.0000	0.0000	0.0000	0.0000
Total		**0.0000**	**0.0000**	**0.0000**	**0.0000**

8.0 Waste Detail

8.1 Mitigation Measures Waste

Category/Year

	Total CO2	CH4	N2O	CO2e
	MT/yr			
Mitigated	0.0000	0.0000	0.0000	0.0000
Unmitigated	0.0000	0.0000	0.0000	0.0000

8.2 Waste by Land Use

Unmitigated

	Waste Disposed	Total CO2	CH4	N2O	CO2e
Land Use	tons	MT/yr			
User Defined Industrial	0	0.0000	0.0000	0.0000	0.0000
Total		**0.0000**	**0.0000**	**0.0000**	**0.0000**

Mitigated

	Waste Disposed	Total CO2	CH4	N2O	CO2e
Land Use	tons	MT/yr			
User Defined Industrial	0	0.0000	0.0000	0.0000	0.0000
Total		**0.0000**	**0.0000**	**0.0000**	**0.0000**

9.0 Operational Offroad

Equipment Type	Number	Hours/Day	Days/Year	Horse Power	Load Factor	Fuel Type

10.0 Vegetation

NC AWPF Const

San Diego Air Basin, Annual

1.0 Project Characteristics

1.1 Land Usage

Land Uses	Size	Metric	Lot Acreage	Floor Surface Area	Population
User Defined Industrial	1.00	User Defined Unit	13.00	0.00	0

1.2 Other Project Characteristics

Urbanization	Urban	**Wind Speed (m/s)**	2.6	**Precipitation Freq (Days)**	40
Climate Zone	13			**Operational Year**	2021
Utility Company	San Diego Gas & Electric				
CO2 Intensity (lb/MWhr)	720.49	**CH4 Intensity (lb/MWhr)**	0.029	**N2O Intensity (lb/MWhr)**	0.006

1.3 User Entered Comments & Non-Default Data

Project Characteristics -

Land Use - Modified

Construction Phase - Modified

Off-road Equipment - Modified

Off-road Equipment - Modified

Off-road Equipment - Modified

Off-road Equipment - Modified

Trips and VMT - Modified

Grading - Modified

Table Name	Column Name	Default Value	New Value
tblConstructionPhase	NumDays	300.00	443.00

tblConstructionPhase	NumDays	30.00	40.00
tblConstructionPhase	NumDays	10.00	20.00
tblConstructionPhase	PhaseEndDate	5/14/2021	5/15/2021
tblConstructionPhase	PhaseStartDate	4/17/2021	4/19/2021
tblGrading	AcresOfGrading	0.00	13.00
tblGrading	MaterialExported	0.00	160.00
tblLandUse	LotAcreage	0.00	13.00
tblOffRoadEquipment	OffRoadEquipmentUnitAmount	2.00	1.00
tblOffRoadEquipment	OffRoadEquipmentUnitAmount	3.00	1.00
tblOffRoadEquipment	OffRoadEquipmentUnitAmount	1.00	0.00
tblOffRoadEquipment	OffRoadEquipmentUnitAmount	2.00	1.00
tblOffRoadEquipment	OffRoadEquipmentUnitAmount	2.00	1.00
tblOffRoadEquipment	OffRoadEquipmentUnitAmount	2.00	0.00
tblOffRoadEquipment	OffRoadEquipmentUnitAmount	3.00	1.00
tblOffRoadEquipment	OffRoadEquipmentUnitAmount	2.00	0.00
tblOffRoadEquipment	OffRoadEquipmentUnitAmount	3.00	2.00
tblOffRoadEquipment	OffRoadEquipmentUnitAmount	4.00	1.00
tblOffRoadEquipment	OffRoadEquipmentUnitAmount	1.00	2.00
tblOffRoadEquipment	UsageHours	7.00	4.00
tblProjectCharacteristics	OperationalYear	2014	2021
tblTripsAndVMT	HaulingTripNumber	20.00	400.00
tblTripsAndVMT	VendorTripNumber	0.00	4.00
tblTripsAndVMT	VendorTripNumber	0.00	2.00

2.0 Emissions Summary

2.1 Overall Construction

Unmitigated Construction

	ROG	NOx	CO	SO2	Fugitive PM10	Exhaust PM10	PM10 Total	Fugitive PM2.5	Exhaust PM2.5	PM2.5 Total	Bio- CO2	NBio- CO2	Total CO2	CH4	N2O	CO2e
Year	tons/yr										MT/yr					
2019	0.1609	1.3755	1.2310	1.8800e-003	0.1944	0.0758	0.2702	0.1019	0.0715	0.1734	0.0000	161.6864	161.6864	0.0351	0.0000	162.4231
2020	0.2401	1.8815	1.7910	2.8700e-003	1.7000e-003	0.1062	0.1079	4.9000e-004	0.1015	0.1020	0.0000	241.2292	241.2292	0.0479	0.0000	242.2356
2021	0.0666	0.5440	0.5649	9.2000e-004	9.0000e-004	0.0285	0.0294	2.5000e-004	0.0272	0.0274	0.0000	77.7877	77.7877	0.0160	0.0000	78.1232
Total	**0.4677**	**3.8010**	**3.5869**	**5.6700e-003**	**0.1970**	**0.2104**	**0.4074**	**0.1027**	**0.2002**	**0.3029**	**0.0000**	**480.7033**	**480.7033**	**0.0990**	**0.0000**	**482.7819**

Mitigated Construction

	ROG	NOx	CO	SO2	Fugitive PM10	Exhaust PM10	PM10 Total	Fugitive PM2.5	Exhaust PM2.5	PM2.5 Total	Bio- CO2	NBio- CO2	Total CO2	CH4	N2O	CO2e
Year	tons/yr										MT/yr					
2019	0.1609	1.3755	1.2310	1.8800e-003	0.1944	0.0758	0.2702	0.1019	0.0715	0.1734	0.0000	161.6862	161.6862	0.0351	0.0000	162.4229
2020	0.2401	1.8815	1.7910	2.8700e-003	1.7000e-003	0.1062	0.1079	4.9000e-004	0.1015	0.1020	0.0000	241.2290	241.2290	0.0479	0.0000	242.2353
2021	0.0666	0.5440	0.5649	9.2000e-004	9.0000e-004	0.0285	0.0294	2.5000e-004	0.0272	0.0274	0.0000	77.7876	77.7876	0.0160	0.0000	78.1231
Total	**0.4677**	**3.8010**	**3.5869**	**5.6700e-003**	**0.1970**	**0.2104**	**0.4074**	**0.1027**	**0.2002**	**0.3029**	**0.0000**	**480.7027**	**480.7027**	**0.0990**	**0.0000**	**482.7814**

	ROG	**NOx**	**CO**	**SO2**	**Fugitive PM10**	**Exhaust PM10**	**PM10 Total**	**Fugitive PM2.5**	**Exhaust PM2.5**	**PM2.5 Total**	**Bio- CO2**	**NBio-CO2**	**Total CO2**	**CH4**	**N20**	**CO2e**
Percent Reduction	**0.00**	**0.00**	**0.00**	**0.00**	**0.00**	**0.00**	**0.00**	**0.00**	**0.00**	**0.00**	**0.00**	**0.00**	**0.00**	**0.00**	**0.00**	**0.00**

2.2 Overall Operational

Unmitigated Operational

	ROG	NOx	CO	SO2	Fugitive PM10	Exhaust PM10	PM10 Total	Fugitive PM2.5	Exhaust PM2.5	PM2.5 Total	Bio- CO2	NBio- CO2	Total CO2	CH4	N2O	CO2e
Category	tons/yr										MT/yr					
Area	0.0000	0.0000	1.0000e-005	0.0000		0.0000	0.0000		0.0000	0.0000	0.0000	2.0000e-005	2.0000e-005	0.0000	0.0000	2.0000e-005
Energy	0.0000	0.0000	0.0000	0.0000		0.0000	0.0000		0.0000	0.0000	0.0000	0.0000	0.0000	0.0000	0.0000	0.0000
Mobile	0.0000	0.0000	0.0000	0.0000	0.0000	0.0000	0.0000	0.0000	0.0000	0.0000	0.0000	0.0000	0.0000	0.0000	0.0000	0.0000
Waste						0.0000	0.0000		0.0000	0.0000	0.0000	0.0000	0.0000	0.0000	0.0000	0.0000
Water						0.0000	0.0000		0.0000	0.0000	0.0000	0.0000	0.0000	0.0000	0.0000	0.0000
Total	**0.0000**	**0.0000**	**1.0000e-005**	**0.0000**	**0.0000**	**0.0000**	**0.0000**	**0.0000**	**0.0000**	**0.0000**	**0.0000**	**2.0000e-005**	**2.0000e-005**	**0.0000**	**0.0000**	**2.0000e-005**

Mitigated Operational

	ROG	NOx	CO	SO2	Fugitive PM10	Exhaust PM10	PM10 Total	Fugitive PM2.5	Exhaust PM2.5	PM2.5 Total	Bio- CO2	NBio- CO2	Total CO2	CH4	N2O	CO2e
Category	tons/yr										MT/yr					
Area	0.0000	0.0000	1.0000e-005	0.0000		0.0000	0.0000		0.0000	0.0000	0.0000	2.0000e-005	2.0000e-005	0.0000	0.0000	2.0000e-005
Energy	0.0000	0.0000	0.0000	0.0000		0.0000	0.0000		0.0000	0.0000	0.0000	0.0000	0.0000	0.0000	0.0000	0.0000
Mobile	0.0000	0.0000	0.0000	0.0000	0.0000	0.0000	0.0000	0.0000	0.0000	0.0000	0.0000	0.0000	0.0000	0.0000	0.0000	0.0000
Waste						0.0000	0.0000		0.0000	0.0000	0.0000	0.0000	0.0000	0.0000	0.0000	0.0000
Water						0.0000	0.0000		0.0000	0.0000	0.0000	0.0000	0.0000	0.0000	0.0000	0.0000
Total	**0.0000**	**0.0000**	**1.0000e-005**	**0.0000**	**0.0000**	**0.0000**	**0.0000**	**0.0000**	**0.0000**	**0.0000**	**0.0000**	**2.0000e-005**	**2.0000e-005**	**0.0000**	**0.0000**	**2.0000e-005**

	ROG	**NOx**	**CO**	**SO2**	**Fugitive PM10**	**Exhaust PM10**	**PM10 Total**	**Fugitive PM2.5**	**Exhaust PM2.5**	**PM2.5 Total**	**Bio- CO2**	**NBio-CO2**	**Total CO2**	**CH4**	**N20**	**CO2e**

Percent Reduction	**0.00**	**0.00**	**0.00**	**0.00**	**0.00**	**0.00**	**0.00**	**0.00**	**0.00**	**0.00**	**0.00**	**0.00**	**0.00**	**0.00**	**0.00**	**0.00**

3.0 Construction Detail

Construction Phase

Phase Number	Phase Name	Phase Type	Start Date	End Date	Num Days Week	Num Days	Phase Description
1	Site Preparation	Site Preparation	5/15/2019	6/11/2019	5	20	
2	Grading	Grading	6/12/2019	8/6/2019	5	40	
3	Building Construction	Building Construction	8/7/2019	4/16/2021	5	443	
4	Paving	Paving	4/19/2021	5/15/2021	5	20	

Acres of Grading (Site Preparation Phase): 0

Acres of Grading (Grading Phase): 13

Acres of Paving: 0

Residential Indoor: 0; Residential Outdoor: 0; Non-Residential Indoor: 0; Non-Residential Outdoor: 0 (Architectural Coating – sqft)

OffRoad Equipment

Phase Name	Offroad Equipment Type	Amount	Usage Hours	Horse Power	Load Factor
Site Preparation	Rubber Tired Dozers	1	8.00	255	0.40
Site Preparation	Tractors/Loaders/Backhoes	1	8.00	97	0.37
Grading	Excavators	1	8.00	162	0.38
Grading	Graders	0	8.00	174	0.41
Grading	Plate Compactors	1	8.00	8	0.43
Grading	Rubber Tired Dozers	1	8.00	255	0.40
Grading	Scrapers	0	8.00	361	0.48
Grading	Tractors/Loaders/Backhoes	2	8.00	97	0.37
Building Construction	Cranes	1	4.00	226	0.29
Building Construction	Forklifts	1	8.00	89	0.20
Building Construction	Generator Sets	1	8.00	84	0.74

Building Construction	Tractors/Loaders/Backhoes	2	7.00	97	0.37
Building Construction	Welders	2	8.00	46	0.45
Paving	Pavers	1	8.00	125	0.42
Paving	Paving Equipment	1	8.00	130	0.36
Paving	Rollers	0	8.00	80	0.38

Trips and VMT

Phase Name	Offroad Equipment Count	Worker Trip Number	Vendor Trip Number	Hauling Trip Number	Worker Trip Length	Vendor Trip Length	Hauling Trip Length	Worker Vehicle Class	Vendor Vehicle Class	Hauling Vehicle Class
Site Preparation	2	5.00	4.00	0.00	10.80	7.30	20.00	LD_Mix	HDT_Mix	HHDT
Grading	5	13.00	0.00	400.00	10.80	7.30	20.00	LD_Mix	HDT_Mix	HHDT
Building Construction	7	0.00	2.00	0.00	10.80	7.30	20.00	LD_Mix	HDT_Mix	HHDT
Paving	2	5.00	0.00	0.00	10.80	7.30	20.00	LD_Mix	HDT_Mix	HHDT

3.1 Mitigation Measures Construction

3.2 Site Preparation - 2019

Unmitigated Construction On-Site

	ROG	NOx	CO	SO2	Fugitive PM10	Exhaust PM10	PM10 Total	Fugitive PM2.5	Exhaust PM2.5	PM2.5 Total	Bio- CO2	NBio- CO2	Total CO2	CH4	N2O	CO2e
Category	tons/yr										MT/yr					
Fugitive Dust					0.0602	0.0000	0.0602	0.0331	0.0000	0.0331	0.0000	0.0000	0.0000	0.0000	0.0000	0.0000
Off-Road	0.0126	0.1339	0.1084	1.2000e-004		6.6500e-003	6.6500e-003		6.1200e-003	6.1200e-003	0.0000	10.7930	10.7930	3.4100e-003	0.0000	10.8647
Total	**0.0126**	**0.1339**	**0.1084**	**1.2000e-004**	**0.0602**	**6.6500e-003**	**0.0669**	**0.0331**	**6.1200e-003**	**0.0392**	**0.0000**	**10.7930**	**10.7930**	**3.4100e-003**	**0.0000**	**10.8647**

Unmitigated Construction Off-Site

	ROG	NOx	CO	SO2	Fugitive PM10	Exhaust PM10	PM10 Total	Fugitive PM2.5	Exhaust PM2.5	PM2.5 Total	Bio- CO2	NBio- CO2	Total CO2	CH4	N2O	CO2e
Category	tons/yr										MT/yr					
Hauling	0.0000	0.0000	0.0000	0.0000	0.0000	0.0000	0.0000	0.0000	0.0000	0.0000	0.0000	0.0000	0.0000	0.0000	0.0000	0.0000
Vendor	3.7000e-004	2.8700e-003	4.7200e-003	1.0000e-005	2.6000e-004	4.0000e-005	3.0000e-004	7.0000e-005	4.0000e-005	1.1000e-004	0.0000	0.8195	0.8195	1.0000e-005	0.0000	0.8196
Worker	1.3000e-004	1.7000e-004	1.6200e-003	0.0000	4.0000e-004	0.0000	4.0000e-004	1.1000e-004	0.0000	1.1000e-004	0.0000	0.3332	0.3332	2.0000e-005	0.0000	0.3336
Total	**5.0000e-004**	**3.0400e-003**	**6.3400e-003**	**1.0000e-005**	**6.6000e-004**	**4.0000e-005**	**7.0000e-004**	**1.8000e-004**	**4.0000e-005**	**2.2000e-004**	**0.0000**	**1.1527**	**1.1527**	**3.0000e-005**	**0.0000**	**1.1532**

Mitigated Construction On-Site

	ROG	NOx	CO	SO2	Fugitive PM10	Exhaust PM10	PM10 Total	Fugitive PM2.5	Exhaust PM2.5	PM2.5 Total	Bio- CO2	NBio- CO2	Total CO2	CH4	N2O	CO2e
Category	tons/yr										MT/yr					
Fugitive Dust					0.0602	0.0000	0.0602	0.0331	0.0000	0.0331	0.0000	0.0000	0.0000	0.0000	0.0000	0.0000
Off-Road	0.0126	0.1339	0.1084	1.2000e-004		6.6500e-003	6.6500e-003		6.1200e-003	6.1200e-003	0.0000	10.7930	10.7930	3.4100e-003	0.0000	10.8647
Total	**0.0126**	**0.1339**	**0.1084**	**1.2000e-004**	**0.0602**	**6.6500e-003**	**0.0669**	**0.0331**	**6.1200e-003**	**0.0392**	**0.0000**	**10.7930**	**10.7930**	**3.4100e-003**	**0.0000**	**10.8647**

Mitigated Construction Off-Site

	ROG	NOx	CO	SO2	Fugitive PM10	Exhaust PM10	PM10 Total	Fugitive PM2.5	Exhaust PM2.5	PM2.5 Total	Bio- CO2	NBio- CO2	Total CO2	CH4	N2O	CO2e
Category	tons/yr										MT/yr					

Hauling	0.0000	0.0000	0.0000	0.0000	0.0000	0.0000	0.0000	0.0000	0.0000	0.0000	0.0000	0.0000	0.0000	0.0000	0.0000	0.0000
Vendor	3.7000e-004	2.8700e-003	4.7200e-003	1.0000e-005	2.6000e-004	4.0000e-005	3.0000e-004	7.0000e-005	4.0000e-005	1.1000e-004	0.0000	0.8195	0.8195	1.0000e-005	0.0000	0.8196
Worker	1.3000e-004	1.7000e-004	1.6200e-003	0.0000	4.0000e-004	0.0000	4.0000e-004	1.1000e-004	0.0000	1.1000e-004	0.0000	0.3332	0.3332	2.0000e-005	0.0000	0.3336
Total	**5.0000e-004**	**3.0400e-003**	**6.3400e-003**	**1.0000e-005**	**6.6000e-004**	**4.0000e-005**	**7.0000e-004**	**1.8000e-004**	**4.0000e-005**	**2.2000e-004**	**0.0000**	**1.1527**	**1.1527**	**3.0000e-005**	**0.0000**	**1.1532**

3.3 Grading - 2019

Unmitigated Construction On-Site

	ROG	NOx	CO	SO2	Fugitive PM10	Exhaust PM10	PM10 Total	Fugitive PM2.5	Exhaust PM2.5	PM2.5 Total	Bio- CO2	NBio- CO2	Total CO2	CH4	N2O	CO2e
Category	tons/yr										MT/yr					
Fugitive Dust					0.1274	0.0000	0.1274	0.0670	0.0000	0.0670	0.0000	0.0000	0.0000	0.0000	0.0000	0.0000
Off-Road	0.0360	0.3746	0.3339	4.2000e-004		0.0193	0.0193		0.0177	0.0177	0.0000	37.3001	37.3001	0.0117	0.0000	37.5451
Total	**0.0360**	**0.3746**	**0.3339**	**4.2000e-004**	**0.1274**	**0.0193**	**0.1466**	**0.0670**	**0.0177**	**0.0847**	**0.0000**	**37.3001**	**37.3001**	**0.0117**	**0.0000**	**37.5451**

Unmitigated Construction Off-Site

	ROG	NOx	CO	SO2	Fugitive PM10	Exhaust PM10	PM10 Total	Fugitive PM2.5	Exhaust PM2.5	PM2.5 Total	Bio- CO2	NBio- CO2	Total CO2	CH4	N2O	CO2e
Category	tons/yr										MT/yr					
Hauling	3.6300e-003	0.0427	0.0433	1.5000e-004	3.4100e-003	6.6000e-004	4.0700e-003	9.4000e-004	6.0000e-004	1.5400e-003	0.0000	12.9722	12.9722	9.0000e-005	0.0000	12.9742
Vendor	0.0000	0.0000	0.0000	0.0000	0.0000	0.0000	0.0000	0.0000	0.0000	0.0000	0.0000	0.0000	0.0000	0.0000	0.0000	0.0000
Worker	6.8000e-004	9.0000e-004	8.4200e-003	3.0000e-005	2.0800e-003	2.0000e-005	2.1000e-003	5.5000e-004	1.0000e-005	5.7000e-004	0.0000	1.7328	1.7328	8.0000e-005	0.0000	1.7345
Total	**4.3100e-003**	**0.0436**	**0.0517**	**1.8000e-004**	**5.4900e-003**	**6.8000e-004**	**6.1700e-003**	**1.4900e-003**	**6.1000e-004**	**2.1100e-003**	**0.0000**	**14.7050**	**14.7050**	**1.7000e-004**	**0.0000**	**14.7087**

Mitigated Construction On-Site

	ROG	NOx	CO	SO2	Fugitive PM10	Exhaust PM10	PM10 Total	Fugitive PM2.5	Exhaust PM2.5	PM2.5 Total	Bio- CO2	NBio- CO2	Total CO2	CH4	N2O	CO2e
Category	tons/yr										MT/yr					
Fugitive Dust					0.1274	0.0000	0.1274	0.0670	0.0000	0.0670	0.0000	0.0000	0.0000	0.0000	0.0000	0.0000
Off-Road	0.0360	0.3746	0.3339	4.2000e-004		0.0193	0.0193		0.0177	0.0177	0.0000	37.3000	37.3000	0.0117	0.0000	37.5451
Total	**0.0360**	**0.3746**	**0.3339**	**4.2000e-004**	**0.1274**	**0.0193**	**0.1466**	**0.0670**	**0.0177**	**0.0847**	**0.0000**	**37.3000**	**37.3000**	**0.0117**	**0.0000**	**37.5451**

Mitigated Construction Off-Site

	ROG	NOx	CO	SO2	Fugitive PM10	Exhaust PM10	PM10 Total	Fugitive PM2.5	Exhaust PM2.5	PM2.5 Total	Bio- CO2	NBio- CO2	Total CO2	CH4	N2O	CO2e
Category	tons/yr										MT/yr					
Hauling	3.6300e-003	0.0427	0.0433	1.5000e-004	3.4100e-003	6.6000e-004	4.0700e-003	9.4000e-004	6.0000e-004	1.5400e-003	0.0000	12.9722	12.9722	9.0000e-005	0.0000	12.9742
Vendor	0.0000	0.0000	0.0000	0.0000	0.0000	0.0000	0.0000	0.0000	0.0000	0.0000	0.0000	0.0000	0.0000	0.0000	0.0000	0.0000
Worker	6.8000e-004	9.0000e-004	8.4200e-003	3.0000e-005	2.0800e-003	2.0000e-005	2.1000e-003	5.5000e-004	1.0000e-005	5.7000e-004	0.0000	1.7328	1.7328	8.0000e-005	0.0000	1.7345
Total	**4.3100e-003**	**0.0436**	**0.0517**	**1.8000e-004**	**5.4900e-003**	**6.8000e-004**	**6.1700e-003**	**1.4900e-003**	**6.1000e-004**	**2.1100e-003**	**0.0000**	**14.7050**	**14.7050**	**1.7000e-004**	**0.0000**	**14.7087**

3.4 Building Construction - 2019

Unmitigated Construction On-Site

	ROG	NOx	CO	SO2	Fugitive PM10	Exhaust PM10	PM10 Total	Fugitive PM2.5	Exhaust PM2.5	PM2.5 Total	Bio- CO2	NBio- CO2	Total CO2	CH4	N2O	CO2e
Category	tons/yr										MT/yr					
Off-Road	0.1065	0.8129	0.7184	1.1300e-003		0.0490	0.0490		0.0469	0.0469	0.0000	95.5846	95.5846	0.0198	0.0000	96.0000
Total	**0.1065**	**0.8129**	**0.7184**	**1.1300e-003**		**0.0490**	**0.0490**		**0.0469**	**0.0469**	**0.0000**	**95.5846**	**95.5846**	**0.0198**	**0.0000**	**96.0000**

Unmitigated Construction Off-Site

	ROG	NOx	CO	SO2	Fugitive PM10	Exhaust PM10	PM10 Total	Fugitive PM2.5	Exhaust PM2.5	PM2.5 Total	Bio- CO2	NBio- CO2	Total CO2	CH4	N2O	CO2e
Category	tons/yr										MT/yr					
Hauling	0.0000	0.0000	0.0000	0.0000	0.0000	0.0000	0.0000	0.0000	0.0000	0.0000	0.0000	0.0000	0.0000	0.0000	0.0000	0.0000
Vendor	9.6000e-004	7.5400e-003	0.0124	2.0000e-005	6.8000e-004	1.1000e-004	8.0000e-004	2.0000e-004	1.0000e-004	3.0000e-004	0.0000	2.1511	2.1511	2.0000e-005	0.0000	2.1514
Worker	0.0000	0.0000	0.0000	0.0000	0.0000	0.0000	0.0000	0.0000	0.0000	0.0000	0.0000	0.0000	0.0000	0.0000	0.0000	0.0000
Total	**9.6000e-004**	**7.5400e-003**	**0.0124**	**2.0000e-005**	**6.8000e-004**	**1.1000e-004**	**8.0000e-004**	**2.0000e-004**	**1.0000e-004**	**3.0000e-004**	**0.0000**	**2.1511**	**2.1511**	**2.0000e-005**	**0.0000**	**2.1514**

Mitigated Construction On-Site

	ROG	NOx	CO	SO2	Fugitive PM10	Exhaust PM10	PM10 Total	Fugitive PM2.5	Exhaust PM2.5	PM2.5 Total	Bio- CO2	NBio- CO2	Total CO2	CH4	N2O	CO2e
Category	tons/yr										MT/yr					
Off-Road	0.1065	0.8129	0.7184	1.1300e-003		0.0490	0.0490		0.0469	0.0469	0.0000	95.5844	95.5844	0.0198	0.0000	95.9999

Total	**0.1065**	**0.8129**	**0.7184**	**1.1300e-003**		**0.0490**	**0.0490**		**0.0469**	**0.0469**	**0.0000**	**95.5844**	**95.5844**	**0.0198**	**0.0000**	**95.9999**

Mitigated Construction Off-Site

	ROG	NOx	CO	SO2	Fugitive PM10	Exhaust PM10	PM10 Total	Fugitive PM2.5	Exhaust PM2.5	PM2.5 Total	Bio- CO2	NBio- CO2	Total CO2	CH4	N2O	CO2e
Category	tons/yr										MT/yr					
Hauling	0.0000	0.0000	0.0000	0.0000	0.0000	0.0000	0.0000	0.0000	0.0000	0.0000	0.0000	0.0000	0.0000	0.0000	0.0000	0.0000
Vendor	9.6000e-004	7.5400e-003	0.0124	2.0000e-005	6.8000e-004	1.1000e-004	8.0000e-004	2.0000e-004	1.0000e-004	3.0000e-004	0.0000	2.1511	2.1511	2.0000e-005	0.0000	2.1514
Worker	0.0000	0.0000	0.0000	0.0000	0.0000	0.0000	0.0000	0.0000	0.0000	0.0000	0.0000	0.0000	0.0000	0.0000	0.0000	0.0000
Total	**9.6000e-004**	**7.5400e-003**	**0.0124**	**2.0000e-005**	**6.8000e-004**	**1.1000e-004**	**8.0000e-004**	**2.0000e-004**	**1.0000e-004**	**3.0000e-004**	**0.0000**	**2.1511**	**2.1511**	**2.0000e-005**	**0.0000**	**2.1514**

3.4 Building Construction - 2020

Unmitigated Construction On-Site

	ROG	NOx	CO	SO2	Fugitive PM10	Exhaust PM10	PM10 Total	Fugitive PM2.5	Exhaust PM2.5	PM2.5 Total	Bio- CO2	NBio- CO2	Total CO2	CH4	N2O	CO2e
Category	tons/yr										MT/yr					
Off-Road	0.2379	1.8655	1.7612	2.8100e-003		0.1059	0.1059		0.1013	0.1013	0.0000	235.9845	235.9845	0.0479	0.0000	236.9901
Total	**0.2379**	**1.8655**	**1.7612**	**2.8100e-003**		**0.1059**	**0.1059**		**0.1013**	**0.1013**	**0.0000**	**235.9845**	**235.9845**	**0.0479**	**0.0000**	**236.9901**

Unmitigated Construction Off-Site

	ROG	NOx	CO	SO2	Fugitive PM10	Exhaust PM10	PM10 Total	Fugitive PM2.5	Exhaust PM2.5	PM2.5 Total	Bio- CO2	NBio- CO2	Total CO2	CH4	N2O	CO2e
Category	tons/yr										MT/yr					
Hauling	0.0000	0.0000	0.0000	0.0000	0.0000	0.0000	0.0000	0.0000	0.0000	0.0000	0.0000	0.0000	0.0000	0.0000	0.0000	0.0000
Vendor	2.2600e-003	0.0160	0.0299	6.0000e-005	1.7000e-003	2.5000e-004	1.9600e-003	4.9000e-004	2.3000e-004	7.2000e-004	0.0000	5.2447	5.2447	4.0000e-005	0.0000	5.2455
Worker	0.0000	0.0000	0.0000	0.0000	0.0000	0.0000	0.0000	0.0000	0.0000	0.0000	0.0000	0.0000	0.0000	0.0000	0.0000	0.0000
Total	**2.2600e-003**	**0.0160**	**0.0299**	**6.0000e-005**	**1.7000e-003**	**2.5000e-004**	**1.9600e-003**	**4.9000e-004**	**2.3000e-004**	**7.2000e-004**	**0.0000**	**5.2447**	**5.2447**	**4.0000e-005**	**0.0000**	**5.2455**

Mitigated Construction On-Site

	ROG	NOx	CO	SO2	Fugitive PM10	Exhaust PM10	PM10 Total	Fugitive PM2.5	Exhaust PM2.5	PM2.5 Total	Bio- CO2	NBio- CO2	Total CO2	CH4	N2O	CO2e
Category	tons/yr										MT/yr					
Off-Road	0.2379	1.8655	1.7612	2.8100e-003		0.1059	0.1059		0.1013	0.1013	0.0000	235.9842	235.9842	0.0479	0.0000	236.9898
Total	**0.2379**	**1.8655**	**1.7612**	**2.8100e-003**		**0.1059**	**0.1059**		**0.1013**	**0.1013**	**0.0000**	**235.9842**	**235.9842**	**0.0479**	**0.0000**	**236.9898**

Mitigated Construction Off-Site

	ROG	NOx	CO	SO2	Fugitive PM10	Exhaust PM10	PM10 Total	Fugitive PM2.5	Exhaust PM2.5	PM2.5 Total	Bio- CO2	NBio- CO2	Total CO2	CH4	N2O	CO2e
Category	tons/yr										MT/yr					

Hauling	0.0000	0.0000	0.0000	0.0000	0.0000	0.0000	0.0000	0.0000	0.0000	0.0000	0.0000	0.0000	0.0000	0.0000	0.0000	0.0000
Vendor	2.2600e-003	0.0160	0.0299	6.0000e-005	1.7000e-003	2.5000e-004	1.9600e-003	4.9000e-004	2.3000e-004	7.2000e-004	0.0000	5.2447	5.2447	4.0000e-005	0.0000	5.2455
Worker	0.0000	0.0000	0.0000	0.0000	0.0000	0.0000	0.0000	0.0000	0.0000	0.0000	0.0000	0.0000	0.0000	0.0000	0.0000	0.0000
Total	**2.2600e-003**	**0.0160**	**0.0299**	**6.0000e-005**	**1.7000e-003**	**2.5000e-004**	**1.9600e-003**	**4.9000e-004**	**2.3000e-004**	**7.2000e-004**	**0.0000**	**5.2447**	**5.2447**	**4.0000e-005**	**0.0000**	**5.2455**

3.4 Building Construction - 2021

Unmitigated Construction On-Site

	ROG	NOx	CO	SO2	Fugitive PM10	Exhaust PM10	PM10 Total	Fugitive PM2.5	Exhaust PM2.5	PM2.5 Total	Bio- CO2	NBio- CO2	Total CO2	CH4	N2O	CO2e
Category	tons/yr										MT/yr					
Off-Road	0.0616	0.4960	0.5022	8.2000e-004		0.0263	0.0263		0.0251	0.0251	0.0000	68.4606	68.4606	0.0135	0.0000	68.7447
Total	**0.0616**	**0.4960**	**0.5022**	**8.2000e-004**		**0.0263**	**0.0263**		**0.0251**	**0.0251**	**0.0000**	**68.4606**	**68.4606**	**0.0135**	**0.0000**	**68.7447**

Unmitigated Construction Off-Site

	ROG	NOx	CO	SO2	Fugitive PM10	Exhaust PM10	PM10 Total	Fugitive PM2.5	Exhaust PM2.5	PM2.5 Total	Bio- CO2	NBio- CO2	Total CO2	CH4	N2O	CO2e
Category	tons/yr										MT/yr					
Hauling	0.0000	0.0000	0.0000	0.0000	0.0000	0.0000	0.0000	0.0000	0.0000	0.0000	0.0000	0.0000	0.0000	0.0000	0.0000	0.0000
Vendor	6.2000e-004	3.8100e-003	8.3100e-003	2.0000e-005	4.9000e-004	7.0000e-005	5.6000e-004	1.4000e-004	6.0000e-005	2.0000e-004	0.0000	1.5189	1.5189	1.0000e-005	0.0000	1.5192
Worker	0.0000	0.0000	0.0000	0.0000	0.0000	0.0000	0.0000	0.0000	0.0000	0.0000	0.0000	0.0000	0.0000	0.0000	0.0000	0.0000
Total	**6.2000e-004**	**3.8100e-003**	**8.3100e-003**	**2.0000e-005**	**4.9000e-004**	**7.0000e-005**	**5.6000e-004**	**1.4000e-004**	**6.0000e-005**	**2.0000e-004**	**0.0000**	**1.5189**	**1.5189**	**1.0000e-005**	**0.0000**	**1.5192**

Mitigated Construction On-Site

	ROG	NOx	CO	SO2	Fugitive PM10	Exhaust PM10	PM10 Total	Fugitive PM2.5	Exhaust PM2.5	PM2.5 Total	Bio- CO2	NBio- CO2	Total CO2	CH4	N2O	CO2e
Category	tons/yr										MT/yr					
Off-Road	0.0616	0.4960	0.5022	8.2000e-004		0.0263	0.0263		0.0251	0.0251	0.0000	68.4605	68.4605	0.0135	0.0000	68.7446
Total	**0.0616**	**0.4960**	**0.5022**	**8.2000e-004**		**0.0263**	**0.0263**		**0.0251**	**0.0251**	**0.0000**	**68.4605**	**68.4605**	**0.0135**	**0.0000**	**68.7446**

Mitigated Construction Off-Site

	ROG	NOx	CO	SO2	Fugitive PM10	Exhaust PM10	PM10 Total	Fugitive PM2.5	Exhaust PM2.5	PM2.5 Total	Bio- CO2	NBio- CO2	Total CO2	CH4	N2O	CO2e
Category	tons/yr										MT/yr					
Hauling	0.0000	0.0000	0.0000	0.0000	0.0000	0.0000	0.0000	0.0000	0.0000	0.0000	0.0000	0.0000	0.0000	0.0000	0.0000	0.0000
Vendor	6.2000e-004	3.8100e-003	8.3100e-003	2.0000e-005	4.9000e-004	7.0000e-005	5.6000e-004	1.4000e-004	6.0000e-005	2.0000e-004	0.0000	1.5189	1.5189	1.0000e-005	0.0000	1.5192
Worker	0.0000	0.0000	0.0000	0.0000	0.0000	0.0000	0.0000	0.0000	0.0000	0.0000	0.0000	0.0000	0.0000	0.0000	0.0000	0.0000
Total	**6.2000e-004**	**3.8100e-003**	**8.3100e-003**	**2.0000e-005**	**4.9000e-004**	**7.0000e-005**	**5.6000e-004**	**1.4000e-004**	**6.0000e-005**	**2.0000e-004**	**0.0000**	**1.5189**	**1.5189**	**1.0000e-005**	**0.0000**	**1.5192**

3.5 Paving - 2021

Unmitigated Construction On-Site

	ROG	NOx	CO	SO2	Fugitive PM10	Exhaust PM10	PM10 Total	Fugitive PM2.5	Exhaust PM2.5	PM2.5 Total	Bio- CO2	NBio- CO2	Total CO2	CH4	N2O	CO2e
Category	tons/yr										MT/yr					
Off-Road	4.2600e-003	0.0441	0.0530	9.0000e-005		2.1500e-003	2.1500e-003		1.9800e-003	1.9800e-003	0.0000	7.4937	7.4937	2.4200e-003	0.0000	7.5446
Paving	0.0000					0.0000	0.0000		0.0000	0.0000	0.0000	0.0000	0.0000	0.0000	0.0000	0.0000
Total	**4.2600e-003**	**0.0441**	**0.0530**	**9.0000e-005**		**2.1500e-003**	**2.1500e-003**		**1.9800e-003**	**1.9800e-003**	**0.0000**	**7.4937**	**7.4937**	**2.4200e-003**	**0.0000**	**7.5446**

Unmitigated Construction Off-Site

	ROG	NOx	CO	SO2	Fugitive PM10	Exhaust PM10	PM10 Total	Fugitive PM2.5	Exhaust PM2.5	PM2.5 Total	Bio- CO2	NBio- CO2	Total CO2	CH4	N2O	CO2e
Category	tons/yr										MT/yr					
Hauling	0.0000	0.0000	0.0000	0.0000	0.0000	0.0000	0.0000	0.0000	0.0000	0.0000	0.0000	0.0000	0.0000	0.0000	0.0000	0.0000
Vendor	0.0000	0.0000	0.0000	0.0000	0.0000	0.0000	0.0000	0.0000	0.0000	0.0000	0.0000	0.0000	0.0000	0.0000	0.0000	0.0000
Worker	1.2000e-004	1.5000e-004	1.4300e-003	0.0000	4.0000e-004	0.0000	4.0000e-004	1.1000e-004	0.0000	1.1000e-004	0.0000	0.3145	0.3145	1.0000e-005	0.0000	0.3148
Total	**1.2000e-004**	**1.5000e-004**	**1.4300e-003**	**0.0000**	**4.0000e-004**	**0.0000**	**4.0000e-004**	**1.1000e-004**	**0.0000**	**1.1000e-004**	**0.0000**	**0.3145**	**0.3145**	**1.0000e-005**	**0.0000**	**0.3148**

Mitigated Construction On-Site

	ROG	NOx	CO	SO2	Fugitive PM10	Exhaust PM10	PM10 Total	Fugitive PM2.5	Exhaust PM2.5	PM2.5 Total	Bio- CO2	NBio- CO2	Total CO2	CH4	N2O	CO2e
Category	tons/yr										MT/yr					
Off-Road	4.2600e-003	0.0441	0.0530	9.0000e-005		2.1500e-003	2.1500e-003		1.9800e-003	1.9800e-003	0.0000	7.4937	7.4937	2.4200e-003	0.0000	7.5446

Paving	0.0000					0.0000	0.0000		0.0000	0.0000	0.0000	0.0000	0.0000	0.0000	0.0000	0.0000
Total	**4.2600e-003**	**0.0441**	**0.0530**	**9.0000e-005**		**2.1500e-003**	**2.1500e-003**		**1.9800e-003**	**1.9800e-003**	**0.0000**	**7.4937**	**7.4937**	**2.4200e-003**	**0.0000**	**7.5446**

Mitigated Construction Off-Site

	ROG	NOx	CO	SO2	Fugitive PM10	Exhaust PM10	PM10 Total	Fugitive PM2.5	Exhaust PM2.5	PM2.5 Total	Bio- CO2	NBio- CO2	Total CO2	CH4	N2O	CO2e
Category	tons/yr										MT/yr					
Hauling	0.0000	0.0000	0.0000	0.0000	0.0000	0.0000	0.0000	0.0000	0.0000	0.0000	0.0000	0.0000	0.0000	0.0000	0.0000	0.0000
Vendor	0.0000	0.0000	0.0000	0.0000	0.0000	0.0000	0.0000	0.0000	0.0000	0.0000	0.0000	0.0000	0.0000	0.0000	0.0000	0.0000
Worker	1.2000e-004	1.5000e-004	1.4300e-003	0.0000	4.0000e-004	0.0000	4.0000e-004	1.1000e-004	0.0000	1.1000e-004	0.0000	0.3145	0.3145	1.0000e-005	0.0000	0.3148
Total	**1.2000e-004**	**1.5000e-004**	**1.4300e-003**	**0.0000**	**4.0000e-004**	**0.0000**	**4.0000e-004**	**1.1000e-004**	**0.0000**	**1.1000e-004**	**0.0000**	**0.3145**	**0.3145**	**1.0000e-005**	**0.0000**	**0.3148**

4.0 Operational Detail - Mobile

4.1 Mitigation Measures Mobile

	ROG	NOx	CO	SO2	Fugitive PM10	Exhaust PM10	PM10 Total	Fugitive PM2.5	Exhaust PM2.5	PM2.5 Total	Bio- CO2	NBio- CO2	Total CO2	CH4	N2O	CO2e
Category	tons/yr										MT/yr					
Mitigated	0.0000	0.0000	0.0000	0.0000	0.0000	0.0000	0.0000	0.0000	0.0000	0.0000	0.0000	0.0000	0.0000	0.0000	0.0000	0.0000
Unmitigated	0.0000	0.0000	0.0000	0.0000	0.0000	0.0000	0.0000	0.0000	0.0000	0.0000	0.0000	0.0000	0.0000	0.0000	0.0000	0.0000

4.2 Trip Summary Information

	Average Daily Trip Rate			Unmitigated	Mitigated
Land Use	Weekday	Saturday	Sunday	Annual VMT	Annual VMT
User Defined Industrial	0.00	0.00	0.00		
Total	0.00	0.00	0.00		

4.3 Trip Type Information

	Miles			Trip %			Trip Purpose %		
Land Use	H-W or C-W	H-S or C-C	H-O or C-NW	H-W or C-W	H-S or C-C	H-O or C-NW	Primary	Diverted	Pass-by
User Defined Industrial	9.50	7.30	7.30	0.00	0.00	0.00	0	0	0

LDA	LDT1	LDT2	MDV	LHD1	LHD2	MHD	HHD	OBUS	UBUS	MCY	SBUS	MH
0.512811	0.073496	0.191363	0.130940	0.036084	0.005147	0.012550	0.023118	0.001871	0.002053	0.006546	0.000576	0.003444

5.0 Energy Detail

4.4 Fleet Mix

Historical Energy Use: N

5.1 Mitigation Measures Energy

	ROG	NOx	CO	SO2	Fugitive PM10	Exhaust PM10	PM10 Total	Fugitive PM2.5	Exhaust PM2.5	PM2.5 Total	Bio- CO2	NBio- CO2	Total CO2	CH4	N2O	CO2e
Category	tons/yr										MT/yr					
Electricity Mitigated						0.0000	0.0000		0.0000	0.0000	0.0000	0.0000	0.0000	0.0000	0.0000	0.0000
Electricity Unmitigated						0.0000	0.0000		0.0000	0.0000	0.0000	0.0000	0.0000	0.0000	0.0000	0.0000
NaturalGas Mitigated	0.0000	0.0000	0.0000	0.0000		0.0000	0.0000		0.0000	0.0000	0.0000	0.0000	0.0000	0.0000	0.0000	0.0000
NaturalGas Unmitigated	0.0000	0.0000	0.0000	0.0000		0.0000	0.0000		0.0000	0.0000	0.0000	0.0000	0.0000	0.0000	0.0000	0.0000

5.2 Energy by Land Use - NaturalGas

Unmitigated

	NaturalGas Use	ROG	NOx	CO	SO2	Fugitive PM10	Exhaust PM10	PM10 Total	Fugitive PM2.5	Exhaust PM2.5	PM2.5 Total	Bio- CO2	NBio- CO2	Total CO2	CH4	N2O	CO2e
Land Use	kBTU/yr	tons/yr										MT/yr					
User Defined Industrial	0	0.0000	0.0000	0.0000	0.0000		0.0000	0.0000		0.0000	0.0000	0.0000	0.0000	0.0000	0.0000	0.0000	0.0000
Total		**0.0000**	**0.0000**	**0.0000**	**0.0000**		**0.0000**	**0.0000**		**0.0000**	**0.0000**	**0.0000**	**0.0000**	**0.0000**	**0.0000**	**0.0000**	**0.0000**

Mitigated

	NaturalGas Use	ROG	NOx	CO	SO2	Fugitive PM10	Exhaust PM10	PM10 Total	Fugitive PM2.5	Exhaust PM2.5	PM2.5 Total	Bio- CO2	NBio- CO2	Total CO2	CH4	N2O	CO2e
Land Use	kBTU/yr	tons/yr										MT/yr					
User Defined Industrial	0	0.0000	0.0000	0.0000	0.0000		0.0000	0.0000		0.0000	0.0000	0.0000	0.0000	0.0000	0.0000	0.0000	0.0000
Total		**0.0000**	**0.0000**	**0.0000**	**0.0000**		**0.0000**	**0.0000**		**0.0000**	**0.0000**	**0.0000**	**0.0000**	**0.0000**	**0.0000**	**0.0000**	**0.0000**

5.3 Energy by Land Use - Electricity

Unmitigated

	Electricity Use	Total CO2	CH4	N2O	CO2e
Land Use	kWh/yr	MT/yr			
User Defined Industrial	0	0.0000	0.0000	0.0000	0.0000
Total		**0.0000**	**0.0000**	**0.0000**	**0.0000**

Mitigated

	Electricity Use	Total CO2	CH4	N2O	CO2e
Land Use	kWh/yr	MT/yr			
User Defined Industrial	0	0.0000	0.0000	0.0000	0.0000
Total		**0.0000**	**0.0000**	**0.0000**	**0.0000**

6.0 Area Detail

6.1 Mitigation Measures Area

	ROG	NOx	CO	SO2	Fugitive PM10	Exhaust PM10	PM10 Total	Fugitive PM2.5	Exhaust PM2.5	PM2.5 Total	Bio- CO2	NBio- CO2	Total CO2	CH4	N2O	CO2e
Category	tons/yr										MT/yr					
Mitigated	0.0000	0.0000	1.0000e-005	0.0000		0.0000	0.0000		0.0000	0.0000	0.0000	2.0000e-005	2.0000e-005	0.0000	0.0000	2.0000e-005

Unmitigated	0.0000	0.0000	1.0000e-005	0.0000		0.0000	0.0000		0.0000	0.0000	0.0000	2.0000e-005	2.0000e-005	0.0000	0.0000	2.0000e-005

6.2 Area by SubCategory

Unmitigated

	ROG	NOx	CO	SO2	Fugitive PM10	Exhaust PM10	PM10 Total	Fugitive PM2.5	Exhaust PM2.5	PM2.5 Total	Bio- CO2	NBio- CO2	Total CO2	CH4	N2O	CO2e
SubCategory	tons/yr										MT/yr					
Architectural Coating	0.0000					0.0000	0.0000		0.0000	0.0000	0.0000	0.0000	0.0000	0.0000	0.0000	0.0000
Consumer Products	0.0000					0.0000	0.0000		0.0000	0.0000	0.0000	0.0000	0.0000	0.0000	0.0000	0.0000
Landscaping	0.0000	0.0000	1.0000e-005	0.0000		0.0000	0.0000		0.0000	0.0000	0.0000	2.0000e-005	2.0000e-005	0.0000	0.0000	2.0000e-005
Total	**0.0000**	**0.0000**	**1.0000e-005**	**0.0000**		**0.0000**	**0.0000**		**0.0000**	**0.0000**	**0.0000**	**2.0000e-005**	**2.0000e-005**	**0.0000**	**0.0000**	**2.0000e-005**

Mitigated

	ROG	NOx	CO	SO2	Fugitive PM10	Exhaust PM10	PM10 Total	Fugitive PM2.5	Exhaust PM2.5	PM2.5 Total	Bio- CO2	NBio- CO2	Total CO2	CH4	N2O	CO2e
SubCategory	tons/yr										MT/yr					
Consumer Products	0.0000					0.0000	0.0000		0.0000	0.0000	0.0000	0.0000	0.0000	0.0000	0.0000	0.0000
Landscaping	0.0000	0.0000	1.0000e-005	0.0000		0.0000	0.0000		0.0000	0.0000	0.0000	2.0000e-005	2.0000e-005	0.0000	0.0000	2.0000e-005
Architectural Coating	0.0000					0.0000	0.0000		0.0000	0.0000	0.0000	0.0000	0.0000	0.0000	0.0000	0.0000
Total	**0.0000**	**0.0000**	**1.0000e-005**	**0.0000**		**0.0000**	**0.0000**		**0.0000**	**0.0000**	**0.0000**	**2.0000e-005**	**2.0000e-005**	**0.0000**	**0.0000**	**2.0000e-005**

7.0 Water Detail

7.1 Mitigation Measures Water

	Total CO2	CH4	N2O	CO2e
Category	MT/yr			
Mitigated	0.0000	0.0000	0.0000	0.0000
Unmitigated	0.0000	0.0000	0.0000	0.0000

7.2 Water by Land Use

Unmitigated

	Indoor/Outdoor Use	Total CO2	CH4	N2O	CO2e
Land Use	Mgal	MT/yr			
User Defined Industrial	0 / 0	0.0000	0.0000	0.0000	0.0000
Total		**0.0000**	**0.0000**	**0.0000**	**0.0000**

Mitigated

	Indoor/Outdoor Use	Total CO2	CH4	N2O	CO2e

Land Use	Mgal	MT/yr			
User Defined Industrial	0 / 0	0.0000	0.0000	0.0000	0.0000
Total		**0.0000**	**0.0000**	**0.0000**	**0.0000**

8.0 Waste Detail

8.1 Mitigation Measures Waste

Category/Year

	Total CO2	CH4	N2O	CO2e
	MT/yr			
Mitigated	0.0000	0.0000	0.0000	0.0000
Unmitigated	0.0000	0.0000	0.0000	0.0000

8.2 Waste by Land Use

Unmitigated

	Waste Disposed	Total CO2	CH4	N2O	CO2e
Land Use	tons	MT/yr			
User Defined Industrial	0	0.0000	0.0000	0.0000	0.0000

Total		**0.0000**	**0.0000**	**0.0000**	**0.0000**

Mitigated

	Waste Disposed	Total CO2	CH4	N2O	CO2e
Land Use	tons	MT/yr			
User Defined Industrial	0	0.0000	0.0000	0.0000	0.0000
Total		**0.0000**	**0.0000**	**0.0000**	**0.0000**

9.0 Operational Offroad

Equipment Type	Number	Hours/Day	Days/Year	Horse Power	Load Factor	Fuel Type

10.0 Vegetation

NC Cogen Expansion Const

San Diego Air Basin, Annual

1.0 Project Characteristics

1.1 Land Usage

Land Uses	Size	Metric	Lot Acreage	Floor Surface Area	Population
User Defined Industrial	1.00	User Defined Unit	0.00	0.00	0

1.2 Other Project Characteristics

Urbanization	Urban	**Wind Speed (m/s)**	2.6	**Precipitation Freq (Days)**	40
Climate Zone	13			**Operational Year**	2022
Utility Company	San Diego Gas & Electric				
CO2 Intensity (lb/MWhr)	720.49	**CH4 Intensity (lb/MWhr)**	0.029	**N2O Intensity (lb/MWhr)**	0.006

1.3 User Entered Comments & Non-Default Data

Project Characteristics -

Land Use -

Construction Phase - Modified

Off-road Equipment - Modified

Off-road Equipment - Modified

Off-road Equipment - Modified

Trips and VMT - Modified

Table Name	Column Name	Default Value	New Value
tblConstructionPhase	NumDays	0.00	287.00
tblConstructionPhase	NumDays	0.00	20.00
tblConstructionPhase	NumDays	0.00	20.00

tblGrading	MaterialExported	0.00	160.00
tblOffRoadEquipment	OffRoadEquipmentUnitAmount	4.00	0.00
tblOffRoadEquipment	OffRoadEquipmentUnitAmount	2.00	1.00
tblOffRoadEquipment	OffRoadEquipmentUnitAmount	1.00	0.00
tblOffRoadEquipment	OffRoadEquipmentUnitAmount	1.00	0.00
tblOffRoadEquipment	OffRoadEquipmentUnitAmount	1.00	0.00
tblProjectCharacteristics	OperationalYear	2014	2022
tblTripsAndVMT	HaulingTripNumber	20.00	200.00
tblTripsAndVMT	VendorTripNumber	0.00	4.00
tblTripsAndVMT	VendorTripNumber	0.00	2.00
tblTripsAndVMT	WorkerTripNumber	0.00	18.00

2.0 Emissions Summary

2.1 Overall Construction

Unmitigated Construction

	ROG	NOx	CO	SO2	Fugitive PM10	Exhaust PM10	PM10 Total	Fugitive PM2.5	Exhaust PM2.5	PM2.5 Total	Bio- CO2	NBio- CO2	Total CO2	CH4	N2O	CO2e
Year	tons/yr										MT/yr					
2020	0.0272	0.2458	0.2309	3.8000e-004	0.0637	0.0121	0.0758	0.0341	0.0113	0.0454	0.0000	31.9550	31.9550	6.1600e-003	0.0000	32.0843
2021	0.2212	1.7470	1.8562	3.1500e-003	0.0205	0.0915	0.1121	5.4900e-003	0.0875	0.0930	0.0000	259.6222	259.6222	0.0486	0.0000	260.6438
2022	0.0128	0.1080	0.1349	2.3000e-004	1.3500e-003	5.2500e-003	6.5900e-003	3.6000e-004	4.9600e-003	5.3200e-003	0.0000	19.2374	19.2374	4.4800e-003	0.0000	19.3314
Total	**0.2612**	**2.1009**	**2.2220**	**3.7600e-003**	**0.0856**	**0.1089**	**0.1945**	**0.0399**	**0.1038**	**0.1437**	**0.0000**	**310.8146**	**310.8146**	**0.0593**	**0.0000**	**312.0595**

Mitigated Construction

	ROG	NOx	CO	SO2	Fugitive PM10	Exhaust PM10	PM10 Total	Fugitive PM2.5	Exhaust PM2.5	PM2.5 Total	Bio- CO2	NBio- CO2	Total CO2	CH4	N2O	CO2e
Year	tons/yr										MT/yr					
2020	0.0272	0.2458	0.2309	3.8000e-004	0.0637	0.0121	0.0758	0.0341	0.0113	0.0454	0.0000	31.9549	31.9549	6.1600e-003	0.0000	32.0843
2021	0.2212	1.7470	1.8562	3.1500e-003	0.0205	0.0915	0.1121	5.4900e-003	0.0875	0.0930	0.0000	259.6219	259.6219	0.0486	0.0000	260.6435
2022	0.0128	0.1080	0.1349	2.3000e-004	1.3500e-003	5.2500e-003	6.5900e-003	3.6000e-004	4.9600e-003	5.3200e-003	0.0000	19.2374	19.2374	4.4800e-003	0.0000	19.3314
Total	**0.2612**	**2.1009**	**2.2220**	**3.7600e-003**	**0.0856**	**0.1089**	**0.1945**	**0.0399**	**0.1038**	**0.1437**	**0.0000**	**310.8142**	**310.8142**	**0.0593**	**0.0000**	**312.0592**

	ROG	**NOx**	**CO**	**SO2**	**Fugitive PM10**	**Exhaust PM10**	**PM10 Total**	**Fugitive PM2.5**	**Exhaust PM2.5**	**PM2.5 Total**	**Bio- CO2**	**NBio-CO2**	**Total CO2**	**CH4**	**N20**	**CO2e**
Percent Reduction	**0.00**	**0.00**	**0.00**	**0.00**	**0.00**	**0.00**	**0.00**	**0.00**	**0.00**	**0.00**	**0.00**	**0.00**	**0.00**	**0.00**	**0.00**	**0.00**

2.2 Overall Operational

Unmitigated Operational

	ROG	NOx	CO	SO2	Fugitive PM10	Exhaust PM10	PM10 Total	Fugitive PM2.5	Exhaust PM2.5	PM2.5 Total	Bio- CO2	NBio- CO2	Total CO2	CH4	N2O	CO2e
Category	tons/yr										MT/yr					
Area	0.0000	0.0000	1.0000e-005	0.0000		0.0000	0.0000		0.0000	0.0000	0.0000	2.0000e-005	2.0000e-005	0.0000	0.0000	2.0000e-005
Energy	0.0000	0.0000	0.0000	0.0000		0.0000	0.0000		0.0000	0.0000	0.0000	0.0000	0.0000	0.0000	0.0000	0.0000
Mobile	0.0000	0.0000	0.0000	0.0000	0.0000	0.0000	0.0000	0.0000	0.0000	0.0000	0.0000	0.0000	0.0000	0.0000	0.0000	0.0000
Waste						0.0000	0.0000		0.0000	0.0000	0.0000	0.0000	0.0000	0.0000	0.0000	0.0000
Water						0.0000	0.0000		0.0000	0.0000	0.0000	0.0000	0.0000	0.0000	0.0000	0.0000
Total	**0.0000**	**0.0000**	**1.0000e-005**	**0.0000**	**0.0000**	**0.0000**	**0.0000**	**0.0000**	**0.0000**	**0.0000**	**0.0000**	**2.0000e-005**	**2.0000e-005**	**0.0000**	**0.0000**	**2.0000e-005**

Mitigated Operational

	ROG	NOx	CO	SO2	Fugitive PM10	Exhaust PM10	PM10 Total	Fugitive PM2.5	Exhaust PM2.5	PM2.5 Total	Bio- CO2	NBio- CO2	Total CO2	CH4	N2O	CO2e
Category	tons/yr										MT/yr					
Area	0.0000	0.0000	1.0000e-005	0.0000		0.0000	0.0000		0.0000	0.0000	0.0000	2.0000e-005	2.0000e-005	0.0000	0.0000	2.0000e-005
Energy	0.0000	0.0000	0.0000	0.0000		0.0000	0.0000		0.0000	0.0000	0.0000	0.0000	0.0000	0.0000	0.0000	0.0000
Mobile	0.0000	0.0000	0.0000	0.0000	0.0000	0.0000	0.0000	0.0000	0.0000	0.0000	0.0000	0.0000	0.0000	0.0000	0.0000	0.0000
Waste						0.0000	0.0000		0.0000	0.0000	0.0000	0.0000	0.0000	0.0000	0.0000	0.0000
Water						0.0000	0.0000		0.0000	0.0000	0.0000	0.0000	0.0000	0.0000	0.0000	0.0000
Total	**0.0000**	**0.0000**	**1.0000e-005**	**0.0000**	**0.0000**	**0.0000**	**0.0000**	**0.0000**	**0.0000**	**0.0000**	**0.0000**	**2.0000e-005**	**2.0000e-005**	**0.0000**	**0.0000**	**2.0000e-005**

	ROG	**NOx**	**CO**	**SO2**	**Fugitive PM10**	**Exhaust PM10**	**PM10 Total**	**Fugitive PM2.5**	**Exhaust PM2.5**	**PM2.5 Total**	**Bio- CO2**	**NBio-CO2**	**Total CO2**	**CH4**	**N20**	**CO2e**
Percent Reduction	**0.00**	**0.00**	**0.00**	**0.00**	**0.00**	**0.00**	**0.00**	**0.00**	**0.00**	**0.00**	**0.00**	**0.00**	**0.00**	**0.00**	**0.00**	**0.00**

3.0 Construction Detail

Construction Phase

Phase Number	Phase Name	Phase Type	Start Date	End Date	Num Days Week	Num Days	Phase Description
1	Site Preparation	Site Preparation	11/15/2020	12/11/2020	5	20	
2	Building Construction	Building Construction	12/12/2020	1/18/2022	5	287	
3	Paving	Paving	1/19/2022	2/15/2022	5	20	

Acres of Grading (Site Preparation Phase): 0

Acres of Grading (Grading Phase): 0

Acres of Paving: 0

Residential Indoor: 0; Residential Outdoor: 0; Non-Residential Indoor: 0; Non-Residential Outdoor: 0 (Architectural Coating – sqft)

OffRoad Equipment

Phase Name	Offroad Equipment Type	Amount	Usage Hours	Horse Power	Load Factor
Site Preparation	Graders	0	8.00	174	0.41
Site Preparation	Rubber Tired Dozers	1	8.00	255	0.40
Site Preparation	Tractors/Loaders/Backhoes	1	8.00	97	0.37
Building Construction	Cranes	1	4.00	226	0.29
Building Construction	Forklifts	1	6.00	89	0.20
Building Construction	Generator Sets	1	8.00	84	0.74
Building Construction	Tractors/Loaders/Backhoes	2	8.00	97	0.37
Building Construction	Welders	2	8.00	46	0.45
Paving	Cement and Mortar Mixers	0	6.00	9	0.56
Paving	Pavers	1	7.00	125	0.42
Paving	Paving Equipment	1	8.00	130	0.36
Paving	Rollers	0	7.00	80	0.38
Paving	Tractors/Loaders/Backhoes	0	7.00	97	0.37

Trips and VMT

Phase Name	Offroad Equipment Count	Worker Trip Number	Vendor Trip Number	Hauling Trip Number	Worker Trip Length	Vendor Trip Length	Hauling Trip Length	Worker Vehicle Class	Vendor Vehicle Class	Hauling Vehicle Class
Site Preparation	2	5.00	4.00	200.00	10.80	7.30	20.00	LD_Mix	HDT_Mix	HHDT
Building Construction	7	18.00	2.00	0.00	10.80	7.30	20.00	LD_Mix	HDT_Mix	HHDT
Paving	2	5.00	0.00	0.00	10.80	7.30	20.00	LD_Mix	HDT_Mix	HHDT

3.1 Mitigation Measures Construction

3.2 Site Preparation - 2020

Unmitigated Construction On-Site

	ROG	NOx	CO	SO2	Fugitive PM10	Exhaust PM10	PM10 Total	Fugitive PM2.5	Exhaust PM2.5	PM2.5 Total	Bio- CO2	NBio- CO2	Total CO2	CH4	N2O	CO2e
Category	tons/yr										MT/yr					
Fugitive Dust					0.0602	0.0000	0.0602	0.0331	0.0000	0.0331	0.0000	0.0000	0.0000	0.0000	0.0000	0.0000
Off-Road	0.0117	0.1225	0.1022	1.2000e-004		5.9900e-003	5.9900e-003		5.5100e-003	5.5100e-003	0.0000	10.5582	10.5582	3.4100e-003	0.0000	10.6299
Total	**0.0117**	**0.1225**	**0.1022**	**1.2000e-004**	**0.0602**	**5.9900e-003**	**0.0662**	**0.0331**	**5.5100e-003**	**0.0386**	**0.0000**	**10.5582**	**10.5582**	**3.4100e-003**	**0.0000**	**10.6299**

Unmitigated Construction Off-Site

	ROG	NOx	CO	SO2	Fugitive PM10	Exhaust PM10	PM10 Total	Fugitive PM2.5	Exhaust PM2.5	PM2.5 Total	Bio- CO2	NBio- CO2	Total CO2	CH4	N2O	CO2e
Category	tons/yr										MT/yr					
Hauling	1.7700e-003	0.0183	0.0212	7.0000e-005	1.7100e-003	3.2000e-004	2.0300e-003	4.7000e-004	3.0000e-004	7.7000e-004	0.0000	6.3378	6.3378	5.0000e-005	0.0000	6.3388
Vendor	3.5000e-004	2.4400e-003	4.5600e-003	1.0000e-005	2.6000e-004	4.0000e-005	3.0000e-004	7.0000e-005	4.0000e-005	1.1000e-004	0.0000	0.8007	0.8007	1.0000e-005	0.0000	0.8008
Worker	1.2000e-004	1.6000e-004	1.5100e-003	0.0000	4.0000e-004	0.0000	4.0000e-004	1.1000e-004	0.0000	1.1000e-004	0.0000	0.3198	0.3198	2.0000e-005	0.0000	0.3201
Total	**2.2400e-003**	**0.0209**	**0.0273**	**8.0000e-005**	**2.3700e-003**	**3.6000e-004**	**2.7300e-003**	**6.5000e-004**	**3.4000e-004**	**9.9000e-004**	**0.0000**	**7.4583**	**7.4583**	**8.0000e-005**	**0.0000**	**7.4598**

Mitigated Construction On-Site

	ROG	NOx	CO	SO2	Fugitive PM10	Exhaust PM10	PM10 Total	Fugitive PM2.5	Exhaust PM2.5	PM2.5 Total	Bio- CO2	NBio- CO2	Total CO2	CH4	N2O	CO2e

Category	tons/yr										MT/yr					
Fugitive Dust					0.0602	0.0000	0.0602	0.0331	0.0000	0.0331	0.0000	0.0000	0.0000	0.0000	0.0000	0.0000
Off-Road	0.0117	0.1225	0.1022	1.2000e-004		5.9900e-003	5.9900e-003		5.5100e-003	5.5100e-003	0.0000	10.5582	10.5582	3.4100e-003	0.0000	10.6299
Total	**0.0117**	**0.1225**	**0.1022**	**1.2000e-004**	**0.0602**	**5.9900e-003**	**0.0662**	**0.0331**	**5.5100e-003**	**0.0386**	**0.0000**	**10.5582**	**10.5582**	**3.4100e-003**	**0.0000**	**10.6299**

Mitigated Construction Off-Site

	ROG	NOx	CO	SO2	Fugitive PM10	Exhaust PM10	PM10 Total	Fugitive PM2.5	Exhaust PM2.5	PM2.5 Total	Bio- CO2	NBio- CO2	Total CO2	CH4	N2O	CO2e
Category	tons/yr										MT/yr					
Hauling	1.7700e-003	0.0183	0.0212	7.0000e-005	1.7100e-003	3.2000e-004	2.0300e-003	4.7000e-004	3.0000e-004	7.7000e-004	0.0000	6.3378	6.3378	5.0000e-005	0.0000	6.3388
Vendor	3.5000e-004	2.4400e-003	4.5600e-003	1.0000e-005	2.6000e-004	4.0000e-005	3.0000e-004	7.0000e-005	4.0000e-005	1.1000e-004	0.0000	0.8007	0.8007	1.0000e-005	0.0000	0.8008
Worker	1.2000e-004	1.6000e-004	1.5100e-003	0.0000	4.0000e-004	0.0000	4.0000e-004	1.1000e-004	0.0000	1.1000e-004	0.0000	0.3198	0.3198	2.0000e-005	0.0000	0.3201
Total	**2.2400e-003**	**0.0209**	**0.0273**	**8.0000e-005**	**2.3700e-003**	**3.6000e-004**	**2.7300e-003**	**6.5000e-004**	**3.4000e-004**	**9.9000e-004**	**0.0000**	**7.4583**	**7.4583**	**8.0000e-005**	**0.0000**	**7.4598**

3.3 Building Construction - 2020

Unmitigated Construction On-Site

	ROG	NOx	CO	SO2	Fugitive PM10	Exhaust PM10	PM10 Total	Fugitive PM2.5	Exhaust PM2.5	PM2.5 Total	Bio- CO2	NBio- CO2	Total CO2	CH4	N2O	CO2e
Category	tons/yr										MT/yr					
Off-Road	0.0128	0.1011	0.0960	1.5000e-004		5.7200e-003	5.7200e-003		5.4700e-003	5.4700e-003	0.0000	12.8523	12.8523	2.6400e-003	0.0000	12.9077
Total	**0.0128**	**0.1011**	**0.0960**	**1.5000e-004**		**5.7200e-003**	**5.7200e-003**		**5.4700e-003**	**5.4700e-003**	**0.0000**	**12.8523**	**12.8523**	**2.6400e-003**	**0.0000**	**12.9077**

Unmitigated Construction Off-Site

	ROG	NOx	CO	SO2	Fugitive PM10	Exhaust PM10	PM10 Total	Fugitive PM2.5	Exhaust PM2.5	PM2.5 Total	Bio- CO2	NBio- CO2	Total CO2	CH4	N2O	CO2e
Category	tons/yr										MT/yr					
Hauling	0.0000	0.0000	0.0000	0.0000	0.0000	0.0000	0.0000	0.0000	0.0000	0.0000	0.0000	0.0000	0.0000	0.0000	0.0000	0.0000
Vendor	1.2000e-004	8.6000e-004	1.6000e-003	0.0000	9.0000e-005	1.0000e-005	1.0000e-004	3.0000e-005	1.0000e-005	4.0000e-005	0.0000	0.2803	0.2803	0.0000	0.0000	0.2803
Worker	3.1000e-004	4.1000e-004	3.8100e-003	1.0000e-005	1.0100e-003	1.0000e-005	1.0200e-003	2.7000e-004	1.0000e-005	2.8000e-004	0.0000	0.8059	0.8059	4.0000e-005	0.0000	0.8067
Total	**4.3000e-004**	**1.2700e-003**	**5.4100e-003**	**1.0000e-005**	**1.1000e-003**	**2.0000e-005**	**1.1200e-003**	**3.0000e-004**	**2.0000e-005**	**3.2000e-004**	**0.0000**	**1.0861**	**1.0861**	**4.0000e-005**	**0.0000**	**1.0870**

Mitigated Construction On-Site

	ROG	NOx	CO	SO2	Fugitive PM10	Exhaust PM10	PM10 Total	Fugitive PM2.5	Exhaust PM2.5	PM2.5 Total	Bio- CO2	NBio- CO2	Total CO2	CH4	N2O	CO2e
Category	tons/yr										MT/yr					
Off-Road	0.0128	0.1011	0.0960	1.5000e-004		5.7200e-003	5.7200e-003		5.4700e-003	5.4700e-003	0.0000	12.8523	12.8523	2.6400e-003	0.0000	12.9077
Total	**0.0128**	**0.1011**	**0.0960**	**1.5000e-004**		**5.7200e-003**	**5.7200e-003**		**5.4700e-003**	**5.4700e-003**	**0.0000**	**12.8523**	**12.8523**	**2.6400e-003**	**0.0000**	**12.9077**

Mitigated Construction Off-Site

	ROG	NOx	CO	SO2	Fugitive PM10	Exhaust PM10	PM10 Total	Fugitive PM2.5	Exhaust PM2.5	PM2.5 Total	Bio- CO2	NBio- CO2	Total CO2	CH4	N2O	CO2e
Category	tons/yr										MT/yr					
Hauling	0.0000	0.0000	0.0000	0.0000	0.0000	0.0000	0.0000	0.0000	0.0000	0.0000	0.0000	0.0000	0.0000	0.0000	0.0000	0.0000
Vendor	1.2000e-004	8.6000e-004	1.6000e-003	0.0000	9.0000e-005	1.0000e-005	1.0000e-004	3.0000e-005	1.0000e-005	4.0000e-005	0.0000	0.2803	0.2803	0.0000	0.0000	0.2803
Worker	3.1000e-004	4.1000e-004	3.8100e-003	1.0000e-005	1.0100e-003	1.0000e-005	1.0200e-003	2.7000e-004	1.0000e-005	2.8000e-004	0.0000	0.8059	0.8059	4.0000e-005	0.0000	0.8067
Total	**4.3000e-004**	**1.2700e-003**	**5.4100e-003**	**1.0000e-005**	**1.1000e-003**	**2.0000e-005**	**1.1200e-003**	**3.0000e-004**	**2.0000e-005**	**3.2000e-004**	**0.0000**	**1.0861**	**1.0861**	**4.0000e-005**	**0.0000**	**1.0870**

3.3 Building Construction - 2021

Unmitigated Construction On-Site

	ROG	NOx	CO	SO2	Fugitive PM10	Exhaust PM10	PM10 Total	Fugitive PM2.5	Exhaust PM2.5	PM2.5 Total	Bio- CO2	NBio- CO2	Total CO2	CH4	N2O	CO2e
Category	tons/yr										MT/yr					
Off-Road	0.2135	1.7268	1.7603	2.8500e-003		0.0912	0.0912		0.0872	0.0872	0.0000	239.6326	239.6326	0.0479	0.0000	240.6389
Total	**0.2135**	**1.7268**	**1.7603**	**2.8500e-003**		**0.0912**	**0.0912**		**0.0872**	**0.0872**	**0.0000**	**239.6326**	**239.6326**	**0.0479**	**0.0000**	**240.6389**

Unmitigated Construction Off-Site

	ROG	NOx	CO	SO2	Fugitive PM10	Exhaust PM10	PM10 Total	Fugitive PM2.5	Exhaust PM2.5	PM2.5 Total	Bio- CO2	NBio- CO2	Total CO2	CH4	N2O	CO2e
Category	tons/yr										MT/yr					

Hauling	0.0000	0.0000	0.0000	0.0000	0.0000	0.0000	0.0000	0.0000	0.0000	0.0000	0.0000	0.0000	0.0000	0.0000	0.0000	0.0000
Vendor	2.1200e-003	0.0131	0.0286	6.0000e-005	1.7000e-003	2.3000e-004	1.9200e-003	4.9000e-004	2.1000e-004	6.9000e-004	0.0000	5.2164	5.2164	4.0000e-005	0.0000	5.2172
Worker	5.5400e-003	7.1500e-003	0.0674	2.3000e-004	0.0188	1.4000e-004	0.0190	5.0100e-003	1.3000e-004	5.1300e-003	0.0000	14.7733	14.7733	6.9000e-004	0.0000	14.7877
Total	**7.6600e-003**	**0.0202**	**0.0960**	**2.9000e-004**	**0.0205**	**3.7000e-004**	**0.0209**	**5.5000e-003**	**3.4000e-004**	**5.8200e-003**	**0.0000**	**19.9896**	**19.9896**	**7.3000e-004**	**0.0000**	**20.0049**

Mitigated Construction On-Site

	ROG	NOx	CO	SO2	Fugitive PM10	Exhaust PM10	PM10 Total	Fugitive PM2.5	Exhaust PM2.5	PM2.5 Total	Bio- CO2	NBio- CO2	Total CO2	CH4	N2O	CO2e
Category	tons/yr										MT/yr					
Off-Road	0.2135	1.7268	1.7603	2.8500e-003		0.0912	0.0912		0.0872	0.0872	0.0000	239.6323	239.6323	0.0479	0.0000	240.6386
Total	**0.2135**	**1.7268**	**1.7603**	**2.8500e-003**		**0.0912**	**0.0912**		**0.0872**	**0.0872**	**0.0000**	**239.6323**	**239.6323**	**0.0479**	**0.0000**	**240.6386**

Mitigated Construction Off-Site

	ROG	NOx	CO	SO2	Fugitive PM10	Exhaust PM10	PM10 Total	Fugitive PM2.5	Exhaust PM2.5	PM2.5 Total	Bio- CO2	NBio- CO2	Total CO2	CH4	N2O	CO2e
Category	tons/yr										MT/yr					
Hauling	0.0000	0.0000	0.0000	0.0000	0.0000	0.0000	0.0000	0.0000	0.0000	0.0000	0.0000	0.0000	0.0000	0.0000	0.0000	0.0000
Vendor	2.1200e-003	0.0131	0.0286	6.0000e-005	1.7000e-003	2.3000e-004	1.9200e-003	4.9000e-004	2.1000e-004	6.9000e-004	0.0000	5.2164	5.2164	4.0000e-005	0.0000	5.2172
Worker	5.5400e-003	7.1500e-003	0.0674	2.3000e-004	0.0188	1.4000e-004	0.0190	5.0100e-003	1.3000e-004	5.1300e-003	0.0000	14.7733	14.7733	6.9000e-004	0.0000	14.7877
Total	**7.6600e-003**	**0.0202**	**0.0960**	**2.9000e-004**	**0.0205**	**3.7000e-004**	**0.0209**	**5.5000e-003**	**3.4000e-004**	**5.8200e-003**	**0.0000**	**19.9896**	**19.9896**	**7.3000e-004**	**0.0000**	**20.0049**

3.3 Building Construction - 2022

Unmitigated Construction On-Site

	ROG	NOx	CO	SO2	Fugitive PM10	Exhaust PM10	PM10 Total	Fugitive PM2.5	Exhaust PM2.5	PM2.5 Total	Bio- CO2	NBio- CO2	Total CO2	CH4	N2O	CO2e
Category	tons/yr										MT/yr					
Off-Road	8.8800e-003	0.0723	0.0800	1.3000e-004		3.5500e-003	3.5500e-003		3.4000e-003	3.4000e-003	0.0000	11.0215	11.0215	2.1700e-003	0.0000	11.0671
Total	**8.8800e-003**	**0.0723**	**0.0800**	**1.3000e-004**		**3.5500e-003**	**3.5500e-003**		**3.4000e-003**	**3.4000e-003**	**0.0000**	**11.0215**	**11.0215**	**2.1700e-003**	**0.0000**	**11.0671**

Unmitigated Construction Off-Site

	ROG	NOx	CO	SO2	Fugitive PM10	Exhaust PM10	PM10 Total	Fugitive PM2.5	Exhaust PM2.5	PM2.5 Total	Bio- CO2	NBio- CO2	Total CO2	CH4	N2O	CO2e
Category	tons/yr										MT/yr					
Hauling	0.0000	0.0000	0.0000	0.0000	0.0000	0.0000	0.0000	0.0000	0.0000	0.0000	0.0000	0.0000	0.0000	0.0000	0.0000	0.0000
Vendor	9.0000e-005	5.3000e-004	1.2600e-003	0.0000	8.0000e-005	1.0000e-005	9.0000e-005	2.0000e-005	1.0000e-005	3.0000e-005	0.0000	0.2396	0.2396	0.0000	0.0000	0.2396
Worker	2.4000e-004	3.1000e-004	2.9200e-003	1.0000e-005	8.7000e-004	1.0000e-005	8.7000e-004	2.3000e-004	1.0000e-005	2.4000e-004	0.0000	0.6679	0.6679	3.0000e-005	0.0000	0.6686
Total	**3.3000e-004**	**8.4000e-004**	**4.1800e-003**	**1.0000e-005**	**9.5000e-004**	**2.0000e-005**	**9.6000e-004**	**2.5000e-004**	**2.0000e-005**	**2.7000e-004**	**0.0000**	**0.9075**	**0.9075**	**3.0000e-005**	**0.0000**	**0.9082**

Mitigated Construction On-Site

	ROG	NOx	CO	SO2	Fugitive PM10	Exhaust PM10	PM10 Total	Fugitive PM2.5	Exhaust PM2.5	PM2.5 Total	Bio- CO2	NBio- CO2	Total CO2	CH4	N2O	CO2e
Category	tons/yr										MT/yr					
Off-Road	8.8800e-003	0.0723	0.0800	1.3000e-004		3.5500e-003	3.5500e-003		3.4000e-003	3.4000e-003	0.0000	11.0215	11.0215	2.1700e-003	0.0000	11.0671
Total	**8.8800e-003**	**0.0723**	**0.0800**	**1.3000e-004**		**3.5500e-003**	**3.5500e-003**		**3.4000e-003**	**3.4000e-003**	**0.0000**	**11.0215**	**11.0215**	**2.1700e-003**	**0.0000**	**11.0671**

Mitigated Construction Off-Site

	ROG	NOx	CO	SO2	Fugitive PM10	Exhaust PM10	PM10 Total	Fugitive PM2.5	Exhaust PM2.5	PM2.5 Total	Bio- CO2	NBio- CO2	Total CO2	CH4	N2O	CO2e
Category	tons/yr										MT/yr					
Hauling	0.0000	0.0000	0.0000	0.0000	0.0000	0.0000	0.0000	0.0000	0.0000	0.0000	0.0000	0.0000	0.0000	0.0000	0.0000	0.0000
Vendor	9.0000e-005	5.3000e-004	1.2600e-003	0.0000	8.0000e-005	1.0000e-005	9.0000e-005	2.0000e-005	1.0000e-005	3.0000e-005	0.0000	0.2396	0.2396	0.0000	0.0000	0.2396
Worker	2.4000e-004	3.1000e-004	2.9200e-003	1.0000e-005	8.7000e-004	1.0000e-005	8.7000e-004	2.3000e-004	1.0000e-005	2.4000e-004	0.0000	0.6679	0.6679	3.0000e-005	0.0000	0.6686
Total	**3.3000e-004**	**8.4000e-004**	**4.1800e-003**	**1.0000e-005**	**9.5000e-004**	**2.0000e-005**	**9.6000e-004**	**2.5000e-004**	**2.0000e-005**	**2.7000e-004**	**0.0000**	**0.9075**	**0.9075**	**3.0000e-005**	**0.0000**	**0.9082**

3.4 Paving - 2022

Unmitigated Construction On-Site

	ROG	NOx	CO	SO2	Fugitive PM10	Exhaust PM10	PM10 Total	Fugitive PM2.5	Exhaust PM2.5	PM2.5 Total	Bio- CO2	NBio- CO2	Total CO2	CH4	N2O	CO2e
Category	tons/yr										MT/yr					
Off-Road	3.5000e-003	0.0348	0.0493	8.0000e-005		1.6700e-003	1.6700e-003		1.5400e-003	1.5400e-003	0.0000	6.9991	6.9991	2.2600e-003	0.0000	7.0467

Paving	0.0000					0.0000	0.0000		0.0000	0.0000	0.0000	0.0000	0.0000	0.0000	0.0000	0.0000
Total	**3.5000e-003**	**0.0348**	**0.0493**	**8.0000e-005**		**1.6700e-003**	**1.6700e-003**		**1.5400e-003**	**1.5400e-003**	**0.0000**	**6.9991**	**6.9991**	**2.2600e-003**	**0.0000**	**7.0467**

Unmitigated Construction Off-Site

	ROG	NOx	CO	SO2	Fugitive PM10	Exhaust PM10	PM10 Total	Fugitive PM2.5	Exhaust PM2.5	PM2.5 Total	Bio- CO2	NBio- CO2	Total CO2	CH4	N2O	CO2e
Category	tons/yr										MT/yr					
Hauling	0.0000	0.0000	0.0000	0.0000	0.0000	0.0000	0.0000	0.0000	0.0000	0.0000	0.0000	0.0000	0.0000	0.0000	0.0000	0.0000
Vendor	0.0000	0.0000	0.0000	0.0000	0.0000	0.0000	0.0000	0.0000	0.0000	0.0000	0.0000	0.0000	0.0000	0.0000	0.0000	0.0000
Worker	1.1000e-004	1.4000e-004	1.3500e-003	0.0000	4.0000e-004	0.0000	4.0000e-004	1.1000e-004	0.0000	1.1000e-004	0.0000	0.3092	0.3092	1.0000e-005	0.0000	0.3095
Total	**1.1000e-004**	**1.4000e-004**	**1.3500e-003**	**0.0000**	**4.0000e-004**	**0.0000**	**4.0000e-004**	**1.1000e-004**	**0.0000**	**1.1000e-004**	**0.0000**	**0.3092**	**0.3092**	**1.0000e-005**	**0.0000**	**0.3095**

Mitigated Construction On-Site

	ROG	NOx	CO	SO2	Fugitive PM10	Exhaust PM10	PM10 Total	Fugitive PM2.5	Exhaust PM2.5	PM2.5 Total	Bio- CO2	NBio- CO2	Total CO2	CH4	N2O	CO2e
Category	tons/yr										MT/yr					
Off-Road	3.5000e-003	0.0348	0.0493	8.0000e-005		1.6700e-003	1.6700e-003		1.5400e-003	1.5400e-003	0.0000	6.9991	6.9991	2.2600e-003	0.0000	7.0467
Paving	0.0000					0.0000	0.0000		0.0000	0.0000	0.0000	0.0000	0.0000	0.0000	0.0000	0.0000
Total	**3.5000e-003**	**0.0348**	**0.0493**	**8.0000e-005**		**1.6700e-003**	**1.6700e-003**		**1.5400e-003**	**1.5400e-003**	**0.0000**	**6.9991**	**6.9991**	**2.2600e-003**	**0.0000**	**7.0467**

Mitigated Construction Off-Site

	ROG	NOx	CO	SO2	Fugitive PM10	Exhaust PM10	PM10 Total	Fugitive PM2.5	Exhaust PM2.5	PM2.5 Total	Bio- CO2	NBio- CO2	Total CO2	CH4	N2O	CO2e
Category	tons/yr										MT/yr					
Hauling	0.0000	0.0000	0.0000	0.0000	0.0000	0.0000	0.0000	0.0000	0.0000	0.0000	0.0000	0.0000	0.0000	0.0000	0.0000	0.0000
Vendor	0.0000	0.0000	0.0000	0.0000	0.0000	0.0000	0.0000	0.0000	0.0000	0.0000	0.0000	0.0000	0.0000	0.0000	0.0000	0.0000
Worker	1.1000e-004	1.4000e-004	1.3500e-003	0.0000	4.0000e-004	0.0000	4.0000e-004	1.1000e-004	0.0000	1.1000e-004	0.0000	0.3092	0.3092	1.0000e-005	0.0000	0.3095
Total	**1.1000e-004**	**1.4000e-004**	**1.3500e-003**	**0.0000**	**4.0000e-004**	**0.0000**	**4.0000e-004**	**1.1000e-004**	**0.0000**	**1.1000e-004**	**0.0000**	**0.3092**	**0.3092**	**1.0000e-005**	**0.0000**	**0.3095**

4.0 Operational Detail - Mobile

4.1 Mitigation Measures Mobile

	ROG	NOx	CO	SO2	Fugitive PM10	Exhaust PM10	PM10 Total	Fugitive PM2.5	Exhaust PM2.5	PM2.5 Total	Bio- CO2	NBio- CO2	Total CO2	CH4	N2O	CO2e
Category	tons/yr										MT/yr					
Mitigated	0.0000	0.0000	0.0000	0.0000	0.0000	0.0000	0.0000	0.0000	0.0000	0.0000	0.0000	0.0000	0.0000	0.0000	0.0000	0.0000
Unmitigated	0.0000	0.0000	0.0000	0.0000	0.0000	0.0000	0.0000	0.0000	0.0000	0.0000	0.0000	0.0000	0.0000	0.0000	0.0000	0.0000

4.2 Trip Summary Information

	Average Daily Trip Rate			Unmitigated	Mitigated
Land Use	Weekday	Saturday	Sunday	Annual VMT	Annual VMT
User Defined Industrial	0.00	0.00	0.00		
Total	0.00	0.00	0.00		

4.3 Trip Type Information

	Miles			Trip %			Trip Purpose %		
Land Use	H-W or C-W	H-S or C-C	H-O or C-NW	H-W or C-W	H-S or C-C	H-O or C-NW	Primary	Diverted	Pass-by
User Defined Industrial	9.50	7.30	7.30	0.00	0.00	0.00	0	0	0

LDA	LDT1	LDT2	MDV	LHD1	LHD2	MHD	HHD	OBUS	UBUS	MCY	SBUS	MH
0.512460	0.073465	0.191476	0.131038	0.036090	0.005150	0.012567	0.023297	0.001873	0.002046	0.006532	0.000565	0.003442

5.0 Energy Detail

4.4 Fleet Mix

Historical Energy Use: N

5.1 Mitigation Measures Energy

	ROG	NOx	CO	SO2	Fugitive PM10	Exhaust PM10	PM10 Total	Fugitive PM2.5	Exhaust PM2.5	PM2.5 Total	Bio- CO2	NBio- CO2	Total CO2	CH4	N2O	CO2e
Category	tons/yr										MT/yr					
Electricity Mitigated						0.0000	0.0000		0.0000	0.0000	0.0000	0.0000	0.0000	0.0000	0.0000	0.0000
Electricity Unmitigated						0.0000	0.0000		0.0000	0.0000	0.0000	0.0000	0.0000	0.0000	0.0000	0.0000
NaturalGas Mitigated	0.0000	0.0000	0.0000	0.0000		0.0000	0.0000		0.0000	0.0000	0.0000	0.0000	0.0000	0.0000	0.0000	0.0000
NaturalGas Unmitigated	0.0000	0.0000	0.0000	0.0000		0.0000	0.0000		0.0000	0.0000	0.0000	0.0000	0.0000	0.0000	0.0000	0.0000

5.2 Energy by Land Use - NaturalGas

Unmitigated

	NaturalGas Use	ROG	NOx	CO	SO2	Fugitive PM10	Exhaust PM10	PM10 Total	Fugitive PM2.5	Exhaust PM2.5	PM2.5 Total	Bio- CO2	NBio- CO2	Total CO2	CH4	N2O	CO2e
Land Use	kBTU/yr	tons/yr										MT/yr					
User Defined Industrial	0	0.0000	0.0000	0.0000	0.0000		0.0000	0.0000		0.0000	0.0000	0.0000	0.0000	0.0000	0.0000	0.0000	0.0000
Total		**0.0000**	**0.0000**	**0.0000**	**0.0000**		**0.0000**	**0.0000**		**0.0000**	**0.0000**	**0.0000**	**0.0000**	**0.0000**	**0.0000**	**0.0000**	**0.0000**

Mitigated

	NaturalGas Use	ROG	NOx	CO	SO2	Fugitive PM10	Exhaust PM10	PM10 Total	Fugitive PM2.5	Exhaust PM2.5	PM2.5 Total	Bio- CO2	NBio- CO2	Total CO2	CH4	N2O	CO2e
Land Use	kBTU/yr	tons/yr										MT/yr					
User Defined Industrial	0	0.0000	0.0000	0.0000	0.0000		0.0000	0.0000		0.0000	0.0000	0.0000	0.0000	0.0000	0.0000	0.0000	0.0000
Total		**0.0000**	**0.0000**	**0.0000**	**0.0000**		**0.0000**	**0.0000**		**0.0000**	**0.0000**	**0.0000**	**0.0000**	**0.0000**	**0.0000**	**0.0000**	**0.0000**

5.3 Energy by Land Use - Electricity

Unmitigated

	Electricity Use	Total CO2	CH4	N2O	CO2e
Land Use	kWh/yr	MT/yr			
User Defined Industrial	0	0.0000	0.0000	0.0000	0.0000
Total		**0.0000**	**0.0000**	**0.0000**	**0.0000**

Mitigated

	Electricity Use	Total CO2	CH4	N2O	CO2e
Land Use	kWh/yr	MT/yr			
User Defined Industrial	0	0.0000	0.0000	0.0000	0.0000
Total		**0.0000**	**0.0000**	**0.0000**	**0.0000**

6.0 Area Detail

6.1 Mitigation Measures Area

	ROG	NOx	CO	SO2	Fugitive PM10	Exhaust PM10	PM10 Total	Fugitive PM2.5	Exhaust PM2.5	PM2.5 Total	Bio- CO2	NBio- CO2	Total CO2	CH4	N2O	CO2e
Category	tons/yr										MT/yr					
Mitigated	0.0000	0.0000	1.0000e-005	0.0000		0.0000	0.0000		0.0000	0.0000	0.0000	2.0000e-005	2.0000e-005	0.0000	0.0000	2.0000e-005
Unmitigated	0.0000	0.0000	1.0000e-005	0.0000		0.0000	0.0000		0.0000	0.0000	0.0000	2.0000e-005	2.0000e-005	0.0000	0.0000	2.0000e-005

6.2 Area by SubCategory

Unmitigated

	ROG	NOx	CO	SO2	Fugitive PM10	Exhaust PM10	PM10 Total	Fugitive PM2.5	Exhaust PM2.5	PM2.5 Total	Bio- CO2	NBio- CO2	Total CO2	CH4	N2O	CO2e
SubCategory	tons/yr										MT/yr					
Architectural Coating	0.0000					0.0000	0.0000		0.0000	0.0000	0.0000	0.0000	0.0000	0.0000	0.0000	0.0000
Consumer Products	0.0000					0.0000	0.0000		0.0000	0.0000	0.0000	0.0000	0.0000	0.0000	0.0000	0.0000
Landscaping	0.0000	0.0000	1.0000e-005	0.0000		0.0000	0.0000		0.0000	0.0000	0.0000	2.0000e-005	2.0000e-005	0.0000	0.0000	2.0000e-005
Total	**0.0000**	**0.0000**	**1.0000e-005**	**0.0000**		**0.0000**	**0.0000**		**0.0000**	**0.0000**	**0.0000**	**2.0000e-005**	**2.0000e-005**	**0.0000**	**0.0000**	**2.0000e-005**

Mitigated

	ROG	NOx	CO	SO2	Fugitive PM10	Exhaust PM10	PM10 Total	Fugitive PM2.5	Exhaust PM2.5	PM2.5 Total	Bio- CO2	NBio- CO2	Total CO2	CH4	N2O	CO2e
SubCategory	tons/yr										MT/yr					
Architectural Coating	0.0000					0.0000	0.0000		0.0000	0.0000	0.0000	0.0000	0.0000	0.0000	0.0000	0.0000
Consumer Products	0.0000					0.0000	0.0000		0.0000	0.0000	0.0000	0.0000	0.0000	0.0000	0.0000	0.0000
Landscaping	0.0000	0.0000	1.0000e-005	0.0000		0.0000	0.0000		0.0000	0.0000	0.0000	2.0000e-005	2.0000e-005	0.0000	0.0000	2.0000e-005
Total	**0.0000**	**0.0000**	**1.0000e-005**	**0.0000**		**0.0000**	**0.0000**		**0.0000**	**0.0000**	**0.0000**	**2.0000e-005**	**2.0000e-005**	**0.0000**	**0.0000**	**2.0000e-005**

7.0 Water Detail

7.1 Mitigation Measures Water

	Total CO2	CH4	N2O	CO2e
Category	MT/yr			
Mitigated	0.0000	0.0000	0.0000	0.0000
Unmitigated	0.0000	0.0000	0.0000	0.0000

7.2 Water by Land Use

Unmitigated

	Indoor/Outdoor Use	Total CO2	CH4	N2O	CO2e
Land Use	Mgal	MT/yr			
User Defined Industrial	0 / 0	0.0000	0.0000	0.0000	0.0000
Total		**0.0000**	**0.0000**	**0.0000**	**0.0000**

Mitigated

	Indoor/Outdoor Use	Total CO2	CH4	N2O	CO2e
Land Use	Mgal	MT/yr			
User Defined Industrial	0 / 0	0.0000	0.0000	0.0000	0.0000
Total		**0.0000**	**0.0000**	**0.0000**	**0.0000**

8.0 Waste Detail

8.1 Mitigation Measures Waste

Category/Year

	Total CO2	CH4	N2O	CO2e
	MT/yr			
Mitigated	0.0000	0.0000	0.0000	0.0000
Unmitigated	0.0000	0.0000	0.0000	0.0000

8.2 Waste by Land Use

Unmitigated

	Waste Disposed	Total CO2	CH4	N2O	CO2e
Land Use	tons	MT/yr			
User Defined Industrial	0	0.0000	0.0000	0.0000	0.0000
Total		**0.0000**	**0.0000**	**0.0000**	**0.0000**

Mitigated

	Waste Disposed	Total CO2	CH4	N2O	CO2e
Land Use	tons	MT/yr			
User Defined Industrial	0	0.0000	0.0000	0.0000	0.0000
Total		**0.0000**	**0.0000**	**0.0000**	**0.0000**

9.0 Operational Offroad

Equipment Type	Number	Hours/Day	Days/Year	Horse Power	Load Factor	Fuel Type

10.0 Vegetation

NC WRP Expansion Const

San Diego Air Basin, Annual

1.0 Project Characteristics

1.1 Land Usage

Land Uses	Size	Metric	Lot Acreage	Floor Surface Area	Population
User Defined Industrial	1.00	User Defined Unit	0.00	0.00	0

1.2 Other Project Characteristics

Urbanization	Urban	**Wind Speed (m/s)**	2.6	**Precipitation Freq (Days)**	40
Climate Zone	13			**Operational Year**	2020
Utility Company	San Diego Gas & Electric				
CO2 Intensity (lb/MWhr)	720.49	**CH4 Intensity (lb/MWhr)**	0.029	**N2O Intensity (lb/MWhr)**	0.006

1.3 User Entered Comments & Non-Default Data

Project Characteristics -

Land Use -

Construction Phase - Modified

Off-road Equipment - Modified

Off-road Equipment -

Off-road Equipment - Modified

Off-road Equipment - Modified

Trips and VMT - Modified

Table Name	Column Name	Default Value	New Value
tblConstructionPhase	NumDays	0.00	93.00
tblConstructionPhase	NumDays	0.00	20.00

tblConstructionPhase	NumDays	0.00	20.00
tblConstructionPhase	PhaseEndDate	11/15/2019	11/13/2020
tblConstructionPhase	PhaseStartDate	10/19/2019	10/19/2020
tblGrading	MaterialExported	0.00	160.00
tblOffRoadEquipment	OffRoadEquipmentUnitAmount	4.00	0.00
tblOffRoadEquipment	OffRoadEquipmentUnitAmount	2.00	1.00
tblOffRoadEquipment	OffRoadEquipmentUnitAmount	1.00	0.00
tblOffRoadEquipment	OffRoadEquipmentUnitAmount	1.00	0.00
tblOffRoadEquipment	OffRoadEquipmentUnitAmount	1.00	0.00
tblProjectCharacteristics	OperationalYear	2014	2020
tblTripsAndVMT	HaulingTripNumber	20.00	200.00
tblTripsAndVMT	VendorTripNumber	0.00	4.00
tblTripsAndVMT	VendorTripNumber	0.00	2.00
tblTripsAndVMT	WorkerTripNumber	0.00	18.00

2.0 Emissions Summary

2.1 Overall Construction

Unmitigated Construction

	ROG	NOx	CO	SO2	Fugitive PM10	Exhaust PM10	PM10 Total	Fugitive PM2.5	Exhaust PM2.5	PM2.5 Total	Bio- CO2	NBio- CO2	Total CO2	CH4	N2O	CO2e
Year	tons/yr										MT/yr					
2019	0.1348	1.1158	1.0377	1.6200e-003	0.0699	0.0656	0.1355	0.0357	0.0620	0.0977	0.0000	138.1701	138.1701	0.0300	0.0000	138.8004
2020	4.3800e-003	0.0449	0.0509	8.0000e-005	4.0000e-004	2.2100e-003	2.6100e-003	1.1000e-004	2.0300e-003	2.1400e-003	0.0000	7.3196	7.3196	2.2800e-003	0.0000	7.3674
Total	**0.1392**	**1.1607**	**1.0886**	**1.7000e-003**	**0.0703**	**0.0678**	**0.1381**	**0.0358**	**0.0640**	**0.0998**	**0.0000**	**145.4896**	**145.4896**	**0.0323**	**0.0000**	**146.1679**

Mitigated Construction

	ROG	NOx	CO	SO2	Fugitive PM10	Exhaust PM10	PM10 Total	Fugitive PM2.5	Exhaust PM2.5	PM2.5 Total	Bio- CO2	NBio- CO2	Total CO2	CH4	N2O	CO2e
Year	tons/yr										MT/yr					
2019	0.1348	1.1158	1.0377	1.6200e-003	0.0699	0.0656	0.1355	0.0357	0.0620	0.0977	0.0000	138.1699	138.1699	0.0300	0.0000	138.8003
2020	4.3800e-003	0.0449	0.0509	8.0000e-005	4.0000e-004	2.2100e-003	2.6100e-003	1.1000e-004	2.0300e-003	2.1400e-003	0.0000	7.3196	7.3196	2.2800e-003	0.0000	7.3674
Total	**0.1392**	**1.1607**	**1.0886**	**1.7000e-003**	**0.0703**	**0.0678**	**0.1381**	**0.0358**	**0.0640**	**0.0998**	**0.0000**	**145.4895**	**145.4895**	**0.0323**	**0.0000**	**146.1677**

	ROG	**NOx**	**CO**	**SO2**	**Fugitive PM10**	**Exhaust PM10**	**PM10 Total**	**Fugitive PM2.5**	**Exhaust PM2.5**	**PM2.5 Total**	**Bio- CO2**	**NBio-CO2**	**Total CO2**	**CH4**	**N20**	**CO2e**
Percent Reduction	**0.00**	**0.00**	**0.00**	**0.00**	**0.00**	**0.00**	**0.00**	**0.00**	**0.00**	**0.00**	**0.00**	**0.00**	**0.00**	**0.00**	**0.00**	**0.00**

2.2 Overall Operational

Unmitigated Operational

	ROG	NOx	CO	SO2	Fugitive PM10	Exhaust PM10	PM10 Total	Fugitive PM2.5	Exhaust PM2.5	PM2.5 Total	Bio- CO2	NBio- CO2	Total CO2	CH4	N2O	CO2e
Category	tons/yr										MT/yr					
Area	0.0000	0.0000	1.0000e-005	0.0000		0.0000	0.0000		0.0000	0.0000	0.0000	2.0000e-005	2.0000e-005	0.0000	0.0000	2.0000e-005
Energy	0.0000	0.0000	0.0000	0.0000		0.0000	0.0000		0.0000	0.0000	0.0000	0.0000	0.0000	0.0000	0.0000	0.0000
Mobile	0.0000	0.0000	0.0000	0.0000	0.0000	0.0000	0.0000	0.0000	0.0000	0.0000	0.0000	0.0000	0.0000	0.0000	0.0000	0.0000
Waste						0.0000	0.0000		0.0000	0.0000	0.0000	0.0000	0.0000	0.0000	0.0000	0.0000
Water						0.0000	0.0000		0.0000	0.0000	0.0000	0.0000	0.0000	0.0000	0.0000	0.0000
Total	**0.0000**	**0.0000**	**1.0000e-005**	**0.0000**	**0.0000**	**0.0000**	**0.0000**	**0.0000**	**0.0000**	**0.0000**	**0.0000**	**2.0000e-005**	**2.0000e-005**	**0.0000**	**0.0000**	**2.0000e-005**

Mitigated Operational

	ROG	NOx	CO	SO2	Fugitive PM10	Exhaust PM10	PM10 Total	Fugitive PM2.5	Exhaust PM2.5	PM2.5 Total	Bio- CO2	NBio- CO2	Total CO2	CH4	N2O	CO2e
Category	tons/yr										MT/yr					
Area	0.0000	0.0000	1.0000e-005	0.0000		0.0000	0.0000		0.0000	0.0000	0.0000	2.0000e-005	2.0000e-005	0.0000	0.0000	2.0000e-005
Energy	0.0000	0.0000	0.0000	0.0000		0.0000	0.0000		0.0000	0.0000	0.0000	0.0000	0.0000	0.0000	0.0000	0.0000
Mobile	0.0000	0.0000	0.0000	0.0000	0.0000	0.0000	0.0000	0.0000	0.0000	0.0000	0.0000	0.0000	0.0000	0.0000	0.0000	0.0000
Waste						0.0000	0.0000		0.0000	0.0000	0.0000	0.0000	0.0000	0.0000	0.0000	0.0000
Water						0.0000	0.0000		0.0000	0.0000	0.0000	0.0000	0.0000	0.0000	0.0000	0.0000
Total	**0.0000**	**0.0000**	**1.0000e-005**	**0.0000**	**0.0000**	**0.0000**	**0.0000**	**0.0000**	**0.0000**	**0.0000**	**0.0000**	**2.0000e-005**	**2.0000e-005**	**0.0000**	**0.0000**	**2.0000e-005**

	ROG	NOx	CO	SO2	Fugitive PM10	Exhaust PM10	PM10 Total	Fugitive PM2.5	Exhaust PM2.5	PM2.5 Total	Bio- CO2	NBio-CO2	Total CO2	CH4	N20	CO2e
Percent Reduction	**0.00**	**0.00**	**0.00**	**0.00**	**0.00**	**0.00**	**0.00**	**0.00**	**0.00**	**0.00**	**0.00**	**0.00**	**0.00**	**0.00**	**0.00**	**0.00**

3.0 Construction Detail

Construction Phase

Phase Number	Phase Name	Phase Type	Start Date	End Date	Num Days Week	Num Days	Phase Description
1	Site Preparation	Site Preparation	5/15/2019	6/11/2019	5	20	
2	Building Construction	Building Construction	6/12/2019	10/18/2019	5	93	
3	Paving	Paving	10/19/2020	11/13/2020	5	20	

Acres of Grading (Site Preparation Phase): 0

Acres of Grading (Grading Phase): 0

Acres of Paving: 0

Residential Indoor: 0; Residential Outdoor: 0; Non-Residential Indoor: 0; Non-Residential Outdoor: 0 (Architectural Coating – sqft)

OffRoad Equipment

Phase Name	Offroad Equipment Type	Amount	Usage Hours	Horse Power	Load Factor
Site Preparation	Graders	0	8.00	174	0.41
Site Preparation	Rubber Tired Dozers	1	8.00	255	0.40
Site Preparation	Tractors/Loaders/Backhoes	1	8.00	97	0.37
Building Construction	Cranes	1	4.00	226	0.29
Building Construction	Forklifts	1	6.00	89	0.20
Building Construction	Generator Sets	1	8.00	84	0.74
Building Construction	Tractors/Loaders/Backhoes	2	8.00	97	0.37
Building Construction	Tractors/Loaders/Backhoes	2	8.00	97	0.37
Building Construction	Welders	2	8.00	46	0.45
Paving	Cement and Mortar Mixers	0	6.00	9	0.56
Paving	Pavers	1	7.00	125	0.42
Paving	Paving Equipment	1	8.00	130	0.36
Paving	Rollers	0	7.00	80	0.38
Paving	Tractors/Loaders/Backhoes	0	7.00	97	0.37

Trips and VMT

Phase Name	Offroad Equipment Count	Worker Trip Number	Vendor Trip Number	Hauling Trip Number	Worker Trip Length	Vendor Trip Length	Hauling Trip Length	Worker Vehicle Class	Vendor Vehicle Class	Hauling Vehicle Class
Site Preparation	2	5.00	4.00	200.00	10.80	7.30	20.00	LD_Mix	HDT_Mix	HHDT
Building Construction	9	18.00	2.00	0.00	10.80	7.30	20.00	LD_Mix	HDT_Mix	HHDT
Paving	2	5.00	0.00	0.00	10.80	7.30	20.00	LD_Mix	HDT_Mix	HHDT

3.1 Mitigation Measures Construction

3.2 Site Preparation - 2019

Unmitigated Construction On-Site

	ROG	NOx	CO	SO2	Fugitive PM10	Exhaust PM10	PM10 Total	Fugitive PM2.5	Exhaust PM2.5	PM2.5 Total	Bio- CO2	NBio- CO2	Total CO2	CH4	N2O	CO2e
Category	tons/yr										MT/yr					
Fugitive Dust					0.0602	0.0000	0.0602	0.0331	0.0000	0.0331	0.0000	0.0000	0.0000	0.0000	0.0000	0.0000
Off-Road	0.0126	0.1339	0.1084	1.2000e-004		6.6500e-003	6.6500e-003		6.1200e-003	6.1200e-003	0.0000	10.7930	10.7930	3.4100e-003	0.0000	10.8647
Total	**0.0126**	**0.1339**	**0.1084**	**1.2000e-004**	**0.0602**	**6.6500e-003**	**0.0669**	**0.0331**	**6.1200e-003**	**0.0392**	**0.0000**	**10.7930**	**10.7930**	**3.4100e-003**	**0.0000**	**10.8647**

Unmitigated Construction Off-Site

	ROG	NOx	CO	SO2	Fugitive PM10	Exhaust PM10	PM10 Total	Fugitive PM2.5	Exhaust PM2.5	PM2.5 Total	Bio- CO2	NBio- CO2	Total CO2	CH4	N2O	CO2e
Category	tons/yr										MT/yr					
Hauling	1.8200e-003	0.0214	0.0216	7.0000e-005	1.7100e-003	3.3000e-004	2.0300e-003	4.7000e-004	3.0000e-004	7.7000e-004	0.0000	6.4861	6.4861	5.0000e-005	0.0000	6.4871
Vendor	3.7000e-004	2.8700e-003	4.7200e-003	1.0000e-005	2.6000e-004	4.0000e-005	3.0000e-004	7.0000e-005	4.0000e-005	1.1000e-004	0.0000	0.8195	0.8195	1.0000e-005	0.0000	0.8196
Worker	1.3000e-004	1.7000e-004	1.6200e-003	0.0000	4.0000e-004	0.0000	4.0000e-004	1.1000e-004	0.0000	1.1000e-004	0.0000	0.3332	0.3332	2.0000e-005	0.0000	0.3336
Total	**2.3200e-003**	**0.0244**	**0.0280**	**8.0000e-005**	**2.3700e-003**	**3.7000e-004**	**2.7300e-003**	**6.5000e-004**	**3.4000e-004**	**9.9000e-004**	**0.0000**	**7.6388**	**7.6388**	**8.0000e-005**	**0.0000**	**7.6402**

Mitigated Construction On-Site

	ROG	NOx	CO	SO2	Fugitive PM10	Exhaust PM10	PM10 Total	Fugitive PM2.5	Exhaust PM2.5	PM2.5 Total	Bio- CO2	NBio- CO2	Total CO2	CH4	N2O	CO2e

Category	tons/yr										MT/yr					
Fugitive Dust					0.0602	0.0000	0.0602	0.0331	0.0000	0.0331	0.0000	0.0000	0.0000	0.0000	0.0000	0.0000
Off-Road	0.0126	0.1339	0.1084	1.2000e-004		6.6500e-003	6.6500e-003		6.1200e-003	6.1200e-003	0.0000	10.7930	10.7930	3.4100e-003	0.0000	10.8647
Total	**0.0126**	**0.1339**	**0.1084**	**1.2000e-004**	**0.0602**	**6.6500e-003**	**0.0669**	**0.0331**	**6.1200e-003**	**0.0392**	**0.0000**	**10.7930**	**10.7930**	**3.4100e-003**	**0.0000**	**10.8647**

Mitigated Construction Off-Site

	ROG	NOx	CO	SO2	Fugitive PM10	Exhaust PM10	PM10 Total	Fugitive PM2.5	Exhaust PM2.5	PM2.5 Total	Bio- CO2	NBio- CO2	Total CO2	CH4	N2O	CO2e
Category	tons/yr										MT/yr					
Hauling	1.8200e-003	0.0214	0.0216	7.0000e-005	1.7100e-003	3.3000e-004	2.0300e-003	4.7000e-004	3.0000e-004	7.7000e-004	0.0000	6.4861	6.4861	5.0000e-005	0.0000	6.4871
Vendor	3.7000e-004	2.8700e-003	4.7200e-003	1.0000e-005	2.6000e-004	4.0000e-005	3.0000e-004	7.0000e-005	4.0000e-005	1.1000e-004	0.0000	0.8195	0.8195	1.0000e-005	0.0000	0.8196
Worker	1.3000e-004	1.7000e-004	1.6200e-003	0.0000	4.0000e-004	0.0000	4.0000e-004	1.1000e-004	0.0000	1.1000e-004	0.0000	0.3332	0.3332	2.0000e-005	0.0000	0.3336
Total	**2.3200e-003**	**0.0244**	**0.0280**	**8.0000e-005**	**2.3700e-003**	**3.7000e-004**	**2.7300e-003**	**6.5000e-004**	**3.4000e-004**	**9.9000e-004**	**0.0000**	**7.6388**	**7.6388**	**8.0000e-005**	**0.0000**	**7.6402**

3.3 Building Construction - 2019

Unmitigated Construction On-Site

	ROG	NOx	CO	SO2	Fugitive PM10	Exhaust PM10	PM10 Total	Fugitive PM2.5	Exhaust PM2.5	PM2.5 Total	Bio- CO2	NBio- CO2	Total CO2	CH4	N2O	CO2e
Category	tons/yr										MT/yr					
Off-Road	0.1168	0.9479	0.8633	1.3100e-003		0.0585	0.0585		0.0554	0.0554	0.0000	112.2549	112.2549	0.0263	0.0000	112.8062
Total	**0.1168**	**0.9479**	**0.8633**	**1.3100e-003**		**0.0585**	**0.0585**		**0.0554**	**0.0554**	**0.0000**	**112.2549**	**112.2549**	**0.0263**	**0.0000**	**112.8062**

Unmitigated Construction Off-Site

	ROG	NOx	CO	SO2	Fugitive PM10	Exhaust PM10	PM10 Total	Fugitive PM2.5	Exhaust PM2.5	PM2.5 Total	Bio- CO2	NBio- CO2	Total CO2	CH4	N2O	CO2e
Category	tons/yr										MT/yr					
Hauling	0.0000	0.0000	0.0000	0.0000	0.0000	0.0000	0.0000	0.0000	0.0000	0.0000	0.0000	0.0000	0.0000	0.0000	0.0000	0.0000
Vendor	8.5000e-004	6.6700e-003	0.0110	2.0000e-005	6.0000e-004	1.0000e-004	7.1000e-004	1.7000e-004	9.0000e-005	2.7000e-004	0.0000	1.9052	1.9052	1.0000e-005	0.0000	1.9055
Worker	2.1900e-003	2.9100e-003	0.0271	8.0000e-005	6.7100e-003	5.0000e-005	6.7600e-003	1.7800e-003	5.0000e-005	1.8300e-003	0.0000	5.5781	5.5781	2.7000e-004	0.0000	5.5838
Total	**3.0400e-003**	**9.5800e-003**	**0.0381**	**1.0000e-004**	**7.3100e-003**	**1.5000e-004**	**7.4700e-003**	**1.9500e-003**	**1.4000e-004**	**2.1000e-003**	**0.0000**	**7.4834**	**7.4834**	**2.8000e-004**	**0.0000**	**7.4893**

Mitigated Construction On-Site

	ROG	NOx	CO	SO2	Fugitive PM10	Exhaust PM10	PM10 Total	Fugitive PM2.5	Exhaust PM2.5	PM2.5 Total	Bio- CO2	NBio- CO2	Total CO2	CH4	N2O	CO2e
Category	tons/yr										MT/yr					
Off-Road	0.1168	0.9479	0.8633	1.3100e-003		0.0585	0.0585		0.0554	0.0554	0.0000	112.2547	112.2547	0.0263	0.0000	112.8061
Total	**0.1168**	**0.9479**	**0.8633**	**1.3100e-003**		**0.0585**	**0.0585**		**0.0554**	**0.0554**	**0.0000**	**112.2547**	**112.2547**	**0.0263**	**0.0000**	**112.8061**

Mitigated Construction Off-Site

	ROG	NOx	CO	SO2	Fugitive PM10	Exhaust PM10	PM10 Total	Fugitive PM2.5	Exhaust PM2.5	PM2.5 Total	Bio- CO2	NBio- CO2	Total CO2	CH4	N2O	CO2e
Category	tons/yr										MT/yr					
Hauling	0.0000	0.0000	0.0000	0.0000	0.0000	0.0000	0.0000	0.0000	0.0000	0.0000	0.0000	0.0000	0.0000	0.0000	0.0000	0.0000
Vendor	8.5000e-004	6.6700e-003	0.0110	2.0000e-005	6.0000e-004	1.0000e-004	7.1000e-004	1.7000e-004	9.0000e-005	2.7000e-004	0.0000	1.9052	1.9052	1.0000e-005	0.0000	1.9055
Worker	2.1900e-003	2.9100e-003	0.0271	8.0000e-005	6.7100e-003	5.0000e-005	6.7600e-003	1.7800e-003	5.0000e-005	1.8300e-003	0.0000	5.5781	5.5781	2.7000e-004	0.0000	5.5838
Total	**3.0400e-003**	**9.5800e-003**	**0.0381**	**1.0000e-004**	**7.3100e-003**	**1.5000e-004**	**7.4700e-003**	**1.9500e-003**	**1.4000e-004**	**2.1000e-003**	**0.0000**	**7.4834**	**7.4834**	**2.8000e-004**	**0.0000**	**7.4893**

3.4 Paving - 2020

Unmitigated Construction On-Site

	ROG	NOx	CO	SO2	Fugitive PM10	Exhaust PM10	PM10 Total	Fugitive PM2.5	Exhaust PM2.5	PM2.5 Total	Bio- CO2	NBio- CO2	Total CO2	CH4	N2O	CO2e
Category	tons/yr										MT/yr					
Off-Road	4.2500e-003	0.0447	0.0493	8.0000e-005		2.2000e-003	2.2000e-003		2.0300e-003	2.0300e-003	0.0000	6.9998	6.9998	2.2600e-003	0.0000	7.0473
Paving	0.0000					0.0000	0.0000		0.0000	0.0000	0.0000	0.0000	0.0000	0.0000	0.0000	0.0000
Total	**4.2500e-003**	**0.0447**	**0.0493**	**8.0000e-005**		**2.2000e-003**	**2.2000e-003**		**2.0300e-003**	**2.0300e-003**	**0.0000**	**6.9998**	**6.9998**	**2.2600e-003**	**0.0000**	**7.0473**

Unmitigated Construction Off-Site

	ROG	NOx	CO	SO2	Fugitive PM10	Exhaust PM10	PM10 Total	Fugitive PM2.5	Exhaust PM2.5	PM2.5 Total	Bio- CO2	NBio- CO2	Total CO2	CH4	N2O	CO2e
Category	tons/yr										MT/yr					

Hauling	0.0000	0.0000	0.0000	0.0000	0.0000	0.0000	0.0000	0.0000	0.0000	0.0000	0.0000	0.0000	0.0000	0.0000	0.0000	0.0000
Vendor	0.0000	0.0000	0.0000	0.0000	0.0000	0.0000	0.0000	0.0000	0.0000	0.0000	0.0000	0.0000	0.0000	0.0000	0.0000	0.0000
Worker	1.2000e-004	1.6000e-004	1.5100e-003	0.0000	4.0000e-004	0.0000	4.0000e-004	1.1000e-004	0.0000	1.1000e-004	0.0000	0.3198	0.3198	2.0000e-005	0.0000	0.3201
Total	**1.2000e-004**	**1.6000e-004**	**1.5100e-003**	**0.0000**	**4.0000e-004**	**0.0000**	**4.0000e-004**	**1.1000e-004**	**0.0000**	**1.1000e-004**	**0.0000**	**0.3198**	**0.3198**	**2.0000e-005**	**0.0000**	**0.3201**

Mitigated Construction On-Site

	ROG	NOx	CO	SO2	Fugitive PM10	Exhaust PM10	PM10 Total	Fugitive PM2.5	Exhaust PM2.5	PM2.5 Total	Bio- CO2	NBio- CO2	Total CO2	CH4	N2O	CO2e
Category	tons/yr										MT/yr					
Off-Road	4.2500e-003	0.0447	0.0493	8.0000e-005		2.2000e-003	2.2000e-003		2.0300e-003	2.0300e-003	0.0000	6.9998	6.9998	2.2600e-003	0.0000	7.0473
Paving	0.0000					0.0000	0.0000		0.0000	0.0000	0.0000	0.0000	0.0000	0.0000	0.0000	0.0000
Total	**4.2500e-003**	**0.0447**	**0.0493**	**8.0000e-005**		**2.2000e-003**	**2.2000e-003**		**2.0300e-003**	**2.0300e-003**	**0.0000**	**6.9998**	**6.9998**	**2.2600e-003**	**0.0000**	**7.0473**

Mitigated Construction Off-Site

	ROG	NOx	CO	SO2	Fugitive PM10	Exhaust PM10	PM10 Total	Fugitive PM2.5	Exhaust PM2.5	PM2.5 Total	Bio- CO2	NBio- CO2	Total CO2	CH4	N2O	CO2e
Category	tons/yr										MT/yr					
Hauling	0.0000	0.0000	0.0000	0.0000	0.0000	0.0000	0.0000	0.0000	0.0000	0.0000	0.0000	0.0000	0.0000	0.0000	0.0000	0.0000
Vendor	0.0000	0.0000	0.0000	0.0000	0.0000	0.0000	0.0000	0.0000	0.0000	0.0000	0.0000	0.0000	0.0000	0.0000	0.0000	0.0000
Worker	1.2000e-004	1.6000e-004	1.5100e-003	0.0000	4.0000e-004	0.0000	4.0000e-004	1.1000e-004	0.0000	1.1000e-004	0.0000	0.3198	0.3198	2.0000e-005	0.0000	0.3201
Total	**1.2000e-004**	**1.6000e-004**	**1.5100e-003**	**0.0000**	**4.0000e-004**	**0.0000**	**4.0000e-004**	**1.1000e-004**	**0.0000**	**1.1000e-004**	**0.0000**	**0.3198**	**0.3198**	**2.0000e-005**	**0.0000**	**0.3201**

4.0 Operational Detail - Mobile

4.1 Mitigation Measures Mobile

	ROG	NOx	CO	SO2	Fugitive PM10	Exhaust PM10	PM10 Total	Fugitive PM2.5	Exhaust PM2.5	PM2.5 Total	Bio- CO2	NBio- CO2	Total CO2	CH4	N2O	CO2e
Category	tons/yr										MT/yr					
Mitigated	0.0000	0.0000	0.0000	0.0000	0.0000	0.0000	0.0000	0.0000	0.0000	0.0000	0.0000	0.0000	0.0000	0.0000	0.0000	0.0000
Unmitigated	0.0000	0.0000	0.0000	0.0000	0.0000	0.0000	0.0000	0.0000	0.0000	0.0000	0.0000	0.0000	0.0000	0.0000	0.0000	0.0000

4.2 Trip Summary Information

	Average Daily Trip Rate			Unmitigated	Mitigated
Land Use	Weekday	Saturday	Sunday	Annual VMT	Annual VMT
User Defined Industrial	0.00	0.00	0.00		
Total	0.00	0.00	0.00		

4.3 Trip Type Information

	Miles			Trip %			Trip Purpose %		
Land Use	H-W or C-W	H-S or C-C	H-O or C-NW	H-W or C-W	H-S or C-C	H-O or C-NW	Primary	Diverted	Pass-by
User Defined Industrial	9.50	7.30	7.30	0.00	0.00	0.00	0	0	0

LDA	LDT1	LDT2	MDV	LHD1	LHD2	MHD	HHD	OBUS	UBUS	MCY	SBUS	MH
0.513300	0.073549	0.191092	0.130830	0.036094	0.005140	0.012550	0.022916	0.001871	0.002062	0.006564	0.000586	0.003446

5.0 Energy Detail

4.4 Fleet Mix

Historical Energy Use: N

5.1 Mitigation Measures Energy

	ROG	NOx	CO	SO2	Fugitive PM10	Exhaust PM10	PM10 Total	Fugitive PM2.5	Exhaust PM2.5	PM2.5 Total	Bio- CO2	NBio- CO2	Total CO2	CH4	N2O	CO2e
Category	tons/yr										MT/yr					
Electricity Mitigated						0.0000	0.0000		0.0000	0.0000	0.0000	0.0000	0.0000	0.0000	0.0000	0.0000
Electricity Unmitigated						0.0000	0.0000		0.0000	0.0000	0.0000	0.0000	0.0000	0.0000	0.0000	0.0000
NaturalGas Mitigated	0.0000	0.0000	0.0000	0.0000		0.0000	0.0000		0.0000	0.0000	0.0000	0.0000	0.0000	0.0000	0.0000	0.0000
NaturalGas Unmitigated	0.0000	0.0000	0.0000	0.0000		0.0000	0.0000		0.0000	0.0000	0.0000	0.0000	0.0000	0.0000	0.0000	0.0000

5.2 Energy by Land Use - NaturalGas

Unmitigated

	NaturalGas Use	ROG	NOx	CO	SO2	Fugitive PM10	Exhaust PM10	PM10 Total	Fugitive PM2.5	Exhaust PM2.5	PM2.5 Total	Bio- CO2	NBio- CO2	Total CO2	CH4	N2O	CO2e
Land Use	kBTU/yr	tons/yr										MT/yr					
User Defined Industrial	0	0.0000	0.0000	0.0000	0.0000		0.0000	0.0000		0.0000	0.0000	0.0000	0.0000	0.0000	0.0000	0.0000	0.0000
Total		**0.0000**	**0.0000**	**0.0000**	**0.0000**		**0.0000**	**0.0000**		**0.0000**	**0.0000**	**0.0000**	**0.0000**	**0.0000**	**0.0000**	**0.0000**	**0.0000**

Mitigated

	NaturalGas Use	ROG	NOx	CO	SO2	Fugitive PM10	Exhaust PM10	PM10 Total	Fugitive PM2.5	Exhaust PM2.5	PM2.5 Total	Bio- CO2	NBio- CO2	Total CO2	CH4	N2O	CO2e
Land Use	kBTU/yr	tons/yr										MT/yr					
User Defined Industrial	0	0.0000	0.0000	0.0000	0.0000		0.0000	0.0000		0.0000	0.0000	0.0000	0.0000	0.0000	0.0000	0.0000	0.0000
Total		**0.0000**	**0.0000**	**0.0000**	**0.0000**		**0.0000**	**0.0000**		**0.0000**	**0.0000**	**0.0000**	**0.0000**	**0.0000**	**0.0000**	**0.0000**	**0.0000**

5.3 Energy by Land Use - Electricity

Unmitigated

	Electricity Use	Total CO2	CH4	N2O	CO2e
Land Use	kWh/yr	MT/yr			
User Defined Industrial	0	0.0000	0.0000	0.0000	0.0000
Total		**0.0000**	**0.0000**	**0.0000**	**0.0000**

Mitigated

	Electricity Use	Total CO2	CH4	N2O	CO2e
Land Use	kWh/yr	MT/yr			
User Defined Industrial	0	0.0000	0.0000	0.0000	0.0000

Total		**0.0000**	**0.0000**	**0.0000**	**0.0000**

6.0 Area Detail

6.1 Mitigation Measures Area

	ROG	NOx	CO	SO2	Fugitive PM10	Exhaust PM10	PM10 Total	Fugitive PM2.5	Exhaust PM2.5	PM2.5 Total	Bio- CO2	NBio- CO2	Total CO2	CH4	N2O	CO2e
Category	tons/yr										MT/yr					
Mitigated	0.0000	0.0000	1.0000e-005	0.0000		0.0000	0.0000		0.0000	0.0000	0.0000	2.0000e-005	2.0000e-005	0.0000	0.0000	2.0000e-005
Unmitigated	0.0000	0.0000	1.0000e-005	0.0000		0.0000	0.0000		0.0000	0.0000	0.0000	2.0000e-005	2.0000e-005	0.0000	0.0000	2.0000e-005

6.2 Area by SubCategory

Unmitigated

	ROG	NOx	CO	SO2	Fugitive PM10	Exhaust PM10	PM10 Total	Fugitive PM2.5	Exhaust PM2.5	PM2.5 Total	Bio- CO2	NBio- CO2	Total CO2	CH4	N2O	CO2e
SubCategory	tons/yr										MT/yr					
Architectural Coating	0.0000					0.0000	0.0000		0.0000	0.0000	0.0000	0.0000	0.0000	0.0000	0.0000	0.0000
Consumer Products	0.0000					0.0000	0.0000		0.0000	0.0000	0.0000	0.0000	0.0000	0.0000	0.0000	0.0000
Landscaping	0.0000	0.0000	1.0000e-005	0.0000		0.0000	0.0000		0.0000	0.0000	0.0000	2.0000e-005	2.0000e-005	0.0000	0.0000	2.0000e-005
Total	**0.0000**	**0.0000**	**1.0000e-005**	**0.0000**		**0.0000**	**0.0000**		**0.0000**	**0.0000**	**0.0000**	**2.0000e-005**	**2.0000e-005**	**0.0000**	**0.0000**	**2.0000e-005**

Mitigated

	ROG	NOx	CO	SO2	Fugitive PM10	Exhaust PM10	PM10 Total	Fugitive PM2.5	Exhaust PM2.5	PM2.5 Total	Bio- CO2	NBio- CO2	Total CO2	CH4	N2O	CO2e
SubCategory	tons/yr										MT/yr					
Architectural Coating	0.0000					0.0000	0.0000		0.0000	0.0000	0.0000	0.0000	0.0000	0.0000	0.0000	0.0000
Consumer Products	0.0000					0.0000	0.0000		0.0000	0.0000	0.0000	0.0000	0.0000	0.0000	0.0000	0.0000
Landscaping	0.0000	0.0000	1.0000e-005	0.0000		0.0000	0.0000		0.0000	0.0000	0.0000	2.0000e-005	2.0000e-005	0.0000	0.0000	2.0000e-005
Total	**0.0000**	**0.0000**	**1.0000e-005**	**0.0000**		**0.0000**	**0.0000**		**0.0000**	**0.0000**	**0.0000**	**2.0000e-005**	**2.0000e-005**	**0.0000**	**0.0000**	**2.0000e-005**

7.0 Water Detail

7.1 Mitigation Measures Water

	Total CO2	CH4	N2O	CO2e
Category	MT/yr			
Mitigated	0.0000	0.0000	0.0000	0.0000
Unmitigated	0.0000	0.0000	0.0000	0.0000

7.2 Water by Land Use

Unmitigated

	Indoor/Outdoor Use	Total CO2	CH4	N2O	CO2e
Land Use	Mgal	MT/yr			
User Defined Industrial	0 / 0	0.0000	0.0000	0.0000	0.0000
Total		**0.0000**	**0.0000**	**0.0000**	**0.0000**

Mitigated

	Indoor/Outdoor Use	Total CO2	CH4	N2O	CO2e
Land Use	Mgal	MT/yr			
User Defined Industrial	0 / 0	0.0000	0.0000	0.0000	0.0000
Total		**0.0000**	**0.0000**	**0.0000**	**0.0000**

8.0 Waste Detail

8.1 Mitigation Measures Waste

Category/Year

	Total CO2	CH4	N2O	CO2e
	MT/yr			

Mitigated	0.0000	0.0000	0.0000	0.0000
Unmitigated	0.0000	0.0000	0.0000	0.0000

8.2 Waste by Land Use

Unmitigated

	Waste Disposed	Total CO2	CH4	N2O	CO2e
Land Use	tons	MT/yr			
User Defined Industrial	0	0.0000	0.0000	0.0000	0.0000
Total		**0.0000**	**0.0000**	**0.0000**	**0.0000**

Mitigated

	Waste Disposed	Total CO2	CH4	N2O	CO2e
Land Use	tons	MT/yr			
User Defined Industrial	0	0.0000	0.0000	0.0000	0.0000
Total		**0.0000**	**0.0000**	**0.0000**	**0.0000**

9.0 Operational Offroad

Equipment Type	Number	Hours/Day	Days/Year	Horse Power	Load Factor	Fuel Type

10.0 Vegetation

SB AWPF

San Diego County, Annual

1.0 Project Characteristics

1.1 Land Usage

Land Uses	Size	Metric	Lot Acreage	Floor Surface Area	Population
User Defined Industrial	1.00	User Defined Unit	5.00	0.00	0

1.2 Other Project Characteristics

Urbanization	Urban	**Wind Speed (m/s)**	2.6	**Precipitation Freq (Days)**	40
Climate Zone	13			**Operational Year**	2014
Utility Company	San Diego Gas & Electric				
CO2 Intensity (lb/MWhr)	720.49	**CH4 Intensity (lb/MWhr)**	0.029	**N2O Intensity (lb/MWhr)**	0.006

1.3 User Entered Comments & Non-Default Data

Project Characteristics -

Land Use - project specific lot acreage

Construction Phase - project specific schedule

Trips and VMT - Modified

Grading - Modified

Table Name	Column Name	Default Value	New Value
tblConstructionPhase	NumDays	230.00	432.00
tblConstructionPhase	NumDays	8.00	40.00
tblConstructionPhase	NumDays	18.00	20.00
tblConstructionPhase	NumDays	5.00	20.00
tblGrading	AcresOfGrading	15.00	4.00

tblGrading	MaterialExported	0.00	160.00
tblLandUse	LotAcreage	0.00	5.00
tblTripsAndVMT	HaulingTripNumber	20.00	400.00
tblTripsAndVMT	VendorTripNumber	0.00	4.00

2.0 Emissions Summary

2.1 Overall Construction

Unmitigated Construction

	ROG	NOx	CO	SO2	Fugitive PM10	Exhaust PM10	PM10 Total	Fugitive PM2.5	Exhaust PM2.5	PM2.5 Total	Bio- CO2	NBio- CO2	Total CO2	CH4	N2O	CO2e
Year	tons/yr										MT/yr					
2029	0.0883	0.7964	1.0034	1.7200e-003	0.3710	0.0349	0.4059	0.2009	0.0323	0.2332	0.0000	147.9204	147.9204	0.0388	0.0000	148.7357
2030	0.1702	1.0333	2.1051	4.0200e-003	0.0000	0.0193	0.0193	0.0000	0.0193	0.0193	0.0000	341.5281	341.5281	0.0137	0.0000	341.8160
2031	0.0999	0.5927	1.2228	2.3200e-003	1.2000e-003	0.0130	0.0142	3.2000e-004	0.0130	0.0133	0.0000	197.1647	197.1647	8.0700e-003	0.0000	197.3343
Total	**0.3584**	**2.4224**	**4.3313**	**8.0600e-003**	**0.3722**	**0.0672**	**0.4394**	**0.2012**	**0.0646**	**0.2658**	**0.0000**	**686.6132**	**686.6132**	**0.0606**	**0.0000**	**687.8860**

Mitigated Construction

	ROG	NOx	CO	SO2	Fugitive PM10	Exhaust PM10	PM10 Total	Fugitive PM2.5	Exhaust PM2.5	PM2.5 Total	Bio- CO2	NBio- CO2	Total CO2	CH4	N2O	CO2e
Year	tons/yr										MT/yr					
2029	0.0883	0.7964	1.0034	1.7200e-003	0.3710	0.0349	0.4059	0.2009	0.0323	0.2332	0.0000	147.9202	147.9202	0.0388	0.0000	148.7356
2030	0.1702	1.0333	2.1051	4.0200e-003	0.0000	0.0193	0.0193	0.0000	0.0193	0.0193	0.0000	341.5277	341.5277	0.0137	0.0000	341.8156

2031	0.0999	0.5927	1.2228	2.3200e-003	1.2000e-003	0.0130	0.0142	3.2000e-004	0.0130	0.0133	0.0000	197.1645	197.1645	8.0700e-003	0.0000	197.3340
Total	**0.3584**	**2.4224**	**4.3313**	**8.0600e-003**	**0.3722**	**0.0672**	**0.4394**	**0.2012**	**0.0646**	**0.2658**	**0.0000**	**686.6124**	**686.6124**	**0.0606**	**0.0000**	**687.8852**

	ROG	**NOx**	**CO**	**SO2**	**Fugitive PM10**	**Exhaust PM10**	**PM10 Total**	**Fugitive PM2.5**	**Exhaust PM2.5**	**PM2.5 Total**	**Bio- CO2**	**NBio-CO2**	**Total CO2**	**CH4**	**N20**	**CO2e**
Percent Reduction	**0.00**	**0.00**	**0.00**	**0.00**	**0.00**	**0.00**	**0.00**	**0.00**	**0.00**	**0.00**	**0.00**	**0.00**	**0.00**	**0.00**	**0.00**	**0.00**

2.2 Overall Operational

Unmitigated Operational

	ROG	NOx	CO	SO2	Fugitive PM10	Exhaust PM10	PM10 Total	Fugitive PM2.5	Exhaust PM2.5	PM2.5 Total	Bio- CO2	NBio- CO2	Total CO2	CH4	N2O	CO2e
Category	tons/yr										MT/yr					
Area	0.0000	0.0000	1.0000e-005	0.0000		0.0000	0.0000		0.0000	0.0000	0.0000	2.0000e-005	2.0000e-005	0.0000	0.0000	2.0000e-005
Energy	0.0000	0.0000	0.0000	0.0000		0.0000	0.0000		0.0000	0.0000	0.0000	0.0000	0.0000	0.0000	0.0000	0.0000
Mobile	0.0000	0.0000	0.0000	0.0000	0.0000	0.0000	0.0000	0.0000	0.0000	0.0000	0.0000	0.0000	0.0000	0.0000	0.0000	0.0000
Waste						0.0000	0.0000		0.0000	0.0000	0.0000	0.0000	0.0000	0.0000	0.0000	0.0000
Water						0.0000	0.0000		0.0000	0.0000	0.0000	0.0000	0.0000	0.0000	0.0000	0.0000
Total	**0.0000**	**0.0000**	**1.0000e-005**	**0.0000**	**0.0000**	**0.0000**	**0.0000**	**0.0000**	**0.0000**	**0.0000**	**0.0000**	**2.0000e-005**	**2.0000e-005**	**0.0000**	**0.0000**	**2.0000e-005**

Mitigated Operational

	ROG	NOx	CO	SO2	Fugitive PM10	Exhaust PM10	PM10 Total	Fugitive PM2.5	Exhaust PM2.5	PM2.5 Total	Bio- CO2	NBio- CO2	Total CO2	CH4	N2O	CO2e
Category	tons/yr										MT/yr					

Area	0.0000	0.0000	1.0000e-005	0.0000		0.0000	0.0000		0.0000	0.0000	0.0000	2.0000e-005	2.0000e-005	0.0000	0.0000	2.0000e-005
Energy	0.0000	0.0000	0.0000	0.0000		0.0000	0.0000		0.0000	0.0000	0.0000	0.0000	0.0000	0.0000	0.0000	0.0000
Mobile	0.0000	0.0000	0.0000	0.0000	0.0000	0.0000	0.0000	0.0000	0.0000	0.0000	0.0000	0.0000	0.0000	0.0000	0.0000	0.0000
Waste						0.0000	0.0000		0.0000	0.0000	0.0000	0.0000	0.0000	0.0000	0.0000	0.0000
Water						0.0000	0.0000		0.0000	0.0000	0.0000	0.0000	0.0000	0.0000	0.0000	0.0000
Total	**0.0000**	**0.0000**	**1.0000e-005**	**0.0000**	**0.0000**	**0.0000**	**0.0000**	**0.0000**	**0.0000**	**0.0000**	**0.0000**	**2.0000e-005**	**2.0000e-005**	**0.0000**	**0.0000**	**2.0000e-005**

	ROG	NOx	CO	SO2	Fugitive PM10	Exhaust PM10	PM10 Total	Fugitive PM2.5	Exhaust PM2.5	PM2.5 Total	Bio- CO2	NBio-CO2	Total CO2	CH4	N20	CO2e
Percent Reduction	**0.00**	**0.00**	**0.00**	**0.00**	**0.00**	**0.00**	**0.00**	**0.00**	**0.00**	**0.00**	**0.00**	**0.00**	**0.00**	**0.00**	**0.00**	**0.00**

3.0 Construction Detail

Construction Phase

Phase Number	Phase Name	Phase Type	Start Date	End Date	Num Days Week	Num Days	Phase Description
1	Site Preparation	Site Preparation	8/15/2029	9/11/2029	5	20	
2	Grading	Grading	9/12/2029	11/6/2029	5	40	
3	Building Construction	Building Construction	11/7/2029	7/3/2031	5	432	
4	Paving	Paving	7/4/2031	7/31/2031	5	20	

Acres of Grading (Site Preparation Phase): 0

Acres of Grading (Grading Phase): 4

Acres of Paving: 0

Residential Indoor: 0; Residential Outdoor: 0; Non-Residential Indoor: 0; Non-Residential Outdoor: 0 (Architectural Coating – sqft)

OffRoad Equipment

Phase Name	Offroad Equipment Type	Amount	Usage Hours	Horse Power	Load Factor
Site Preparation	Rubber Tired Dozers	3	8.00	255	0.40

Site Preparation	Tractors/Loaders/Backhoes	4	8.00	97	0.37
Grading	Excavators	1	8.00	162	0.38
Grading	Graders	1	8.00	174	0.41
Grading	Rubber Tired Dozers	1	8.00	255	0.40
Grading	Tractors/Loaders/Backhoes	3	8.00	97	0.37
Building Construction	Cranes	1	7.00	226	0.29
Building Construction	Forklifts	3	8.00	89	0.20
Building Construction	Generator Sets	1	8.00	84	0.74
Building Construction	Tractors/Loaders/Backhoes	3	7.00	97	0.37
Building Construction	Welders	1	8.00	46	0.45
Paving	Pavers	2	8.00	125	0.42
Paving	Paving Equipment	2	8.00	130	0.36
Paving	Rollers	2	8.00	80	0.38

Trips and VMT

Phase Name	Offroad Equipment Count	Worker Trip Number	Vendor Trip Number	Hauling Trip Number	Worker Trip Length	Vendor Trip Length	Hauling Trip Length	Worker Vehicle Class	Vendor Vehicle Class	Hauling Vehicle Class
Site Preparation	7	18.00	4.00	0.00	10.80	7.30	20.00	LD_Mix	HDT_Mix	HHDT
Grading	6	15.00	0.00	400.00	10.80	7.30	20.00	LD_Mix	HDT_Mix	HHDT
Building Construction	9	0.00	0.00	0.00	10.80	7.30	20.00	LD_Mix	HDT_Mix	HHDT
Paving	6	15.00	0.00	0.00	10.80	7.30	20.00	LD_Mix	HDT_Mix	HHDT

3.1 Mitigation Measures Construction

3.2 Site Preparation - 2029

Unmitigated Construction On-Site

	ROG	NOx	CO	SO2	Fugitive PM10	Exhaust PM10	PM10 Total	Fugitive PM2.5	Exhaust PM2.5	PM2.5 Total	Bio- CO2	NBio- CO2	Total CO2	CH4	N2O	CO2e

Category	tons/yr										MT/yr					
Fugitive Dust					0.2710	0.0000	0.2710	0.1490	0.0000	0.1490	0.0000	0.0000	0.0000	0.0000	0.0000	0.0000
Off-Road	0.0251	0.2353	0.2489	3.9000e-004		0.0103	0.0103		9.4700e-003	9.4700e-003	0.0000	34.4171	34.4171	0.0111	0.0000	34.6509
Total	**0.0251**	**0.2353**	**0.2489**	**3.9000e-004**	**0.2710**	**0.0103**	**0.2813**	**0.1490**	**9.4700e-003**	**0.1584**	**0.0000**	**34.4171**	**34.4171**	**0.0111**	**0.0000**	**34.6509**

Unmitigated Construction Off-Site

	ROG	NOx	CO	SO2	Fugitive PM10	Exhaust PM10	PM10 Total	Fugitive PM2.5	Exhaust PM2.5	PM2.5 Total	Bio- CO2	NBio- CO2	Total CO2	CH4	N2O	CO2e
Category	tons/yr										MT/yr					
Hauling	0.0000	0.0000	0.0000	0.0000	0.0000	0.0000	0.0000	0.0000	0.0000	0.0000	0.0000	0.0000	0.0000	0.0000	0.0000	0.0000
Vendor	2.5000e-004	1.4300e-003	3.4600e-003	1.0000e-005	2.6000e-004	3.0000e-005	2.9000e-004	7.0000e-005	3.0000e-005	1.1000e-004	0.0000	0.7972	0.7972	1.0000e-005	0.0000	0.7973
Worker	3.1000e-004	3.9000e-004	3.7300e-003	2.0000e-005	1.4400e-003	1.0000e-005	1.4500e-003	3.8000e-004	1.0000e-005	3.9000e-004	0.0000	1.0324	1.0324	4.0000e-005	0.0000	1.0332
Total	**5.6000e-004**	**1.8200e-003**	**7.1900e-003**	**3.0000e-005**	**1.7000e-003**	**4.0000e-005**	**1.7400e-003**	**4.5000e-004**	**4.0000e-005**	**5.0000e-004**	**0.0000**	**1.8296**	**1.8296**	**5.0000e-005**	**0.0000**	**1.8306**

Mitigated Construction On-Site

	ROG	NOx	CO	SO2	Fugitive PM10	Exhaust PM10	PM10 Total	Fugitive PM2.5	Exhaust PM2.5	PM2.5 Total	Bio- CO2	NBio- CO2	Total CO2	CH4	N2O	CO2e
Category	tons/yr										MT/yr					
Fugitive Dust					0.2710	0.0000	0.2710	0.1490	0.0000	0.1490	0.0000	0.0000	0.0000	0.0000	0.0000	0.0000
Off-Road	0.0251	0.2353	0.2489	3.9000e-004		0.0103	0.0103		9.4700e-003	9.4700e-003	0.0000	34.4171	34.4171	0.0111	0.0000	34.6509

Total	**0.0251**	**0.2353**	**0.2489**	**3.9000e-004**	**0.2710**	**0.0103**	**0.2813**	**0.1490**	**9.4700e-003**	**0.1584**	**0.0000**	**34.4171**	**34.4171**	**0.0111**	**0.0000**	**34.6509**

Mitigated Construction Off-Site

	ROG	NOx	CO	SO2	Fugitive PM10	Exhaust PM10	PM10 Total	Fugitive PM2.5	Exhaust PM2.5	PM2.5 Total	Bio- CO2	NBio- CO2	Total CO2	CH4	N2O	CO2e
Category	tons/yr										MT/yr					
Hauling	0.0000	0.0000	0.0000	0.0000	0.0000	0.0000	0.0000	0.0000	0.0000	0.0000	0.0000	0.0000	0.0000	0.0000	0.0000	0.0000
Vendor	2.5000e-004	1.4300e-003	3.4600e-003	1.0000e-005	2.6000e-004	3.0000e-005	2.9000e-004	7.0000e-005	3.0000e-005	1.1000e-004	0.0000	0.7972	0.7972	1.0000e-005	0.0000	0.7973
Worker	3.1000e-004	3.9000e-004	3.7300e-003	2.0000e-005	1.4400e-003	1.0000e-005	1.4500e-003	3.8000e-004	1.0000e-005	3.9000e-004	0.0000	1.0324	1.0324	4.0000e-005	0.0000	1.0332
Total	**5.6000e-004**	**1.8200e-003**	**7.1900e-003**	**3.0000e-005**	**1.7000e-003**	**4.0000e-005**	**1.7400e-003**	**4.5000e-004**	**4.0000e-005**	**5.0000e-004**	**0.0000**	**1.8296**	**1.8296**	**5.0000e-005**	**0.0000**	**1.8306**

3.3 Grading - 2029

Unmitigated Construction On-Site

	ROG	NOx	CO	SO2	Fugitive PM10	Exhaust PM10	PM10 Total	Fugitive PM2.5	Exhaust PM2.5	PM2.5 Total	Bio- CO2	NBio- CO2	Total CO2	CH4	N2O	CO2e
Category	tons/yr										MT/yr					
Fugitive Dust					0.0925	0.0000	0.0925	0.0499	0.0000	0.0499	0.0000	0.0000	0.0000	0.0000	0.0000	0.0000
Off-Road	0.0328	0.2962	0.3931	6.0000e-004		0.0137	0.0137		0.0126	0.0126	0.0000	52.3104	52.3104	0.0169	0.0000	52.6656
Total	**0.0328**	**0.2962**	**0.3931**	**6.0000e-004**	**0.0925**	**0.0137**	**0.1062**	**0.0499**	**0.0126**	**0.0625**	**0.0000**	**52.3104**	**52.3104**	**0.0169**	**0.0000**	**52.6656**

Unmitigated Construction Off-Site

	ROG	NOx	CO	SO2	Fugitive PM10	Exhaust PM10	PM10 Total	Fugitive PM2.5	Exhaust PM2.5	PM2.5 Total	Bio- CO2	NBio- CO2	Total CO2	CH4	N2O	CO2e
Category	tons/yr										MT/yr					
Hauling	2.8000e-003	0.0205	0.0350	1.5000e-004	3.4100e-003	6.0000e-004	4.0200e-003	9.4000e-004	5.6000e-004	1.4900e-003	0.0000	12.6057	12.6057	9.0000e-005	0.0000	12.6075
Vendor	0.0000	0.0000	0.0000	0.0000	0.0000	0.0000	0.0000	0.0000	0.0000	0.0000	0.0000	0.0000	0.0000	0.0000	0.0000	0.0000
Worker	5.2000e-004	6.6000e-004	6.2200e-003	3.0000e-005	2.4100e-003	2.0000e-005	2.4200e-003	6.4000e-004	2.0000e-005	6.6000e-004	0.0000	1.7206	1.7206	7.0000e-005	0.0000	1.7221
Total	**3.3200e-003**	**0.0212**	**0.0412**	**1.8000e-004**	**5.8200e-003**	**6.2000e-004**	**6.4400e-003**	**1.5800e-003**	**5.8000e-004**	**2.1500e-003**	**0.0000**	**14.3263**	**14.3263**	**1.6000e-004**	**0.0000**	**14.3296**

Mitigated Construction On-Site

	ROG	NOx	CO	SO2	Fugitive PM10	Exhaust PM10	PM10 Total	Fugitive PM2.5	Exhaust PM2.5	PM2.5 Total	Bio- CO2	NBio- CO2	Total CO2	CH4	N2O	CO2e
Category	tons/yr										MT/yr					
Fugitive Dust					0.0925	0.0000	0.0925	0.0499	0.0000	0.0499	0.0000	0.0000	0.0000	0.0000	0.0000	0.0000
Off-Road	0.0328	0.2962	0.3931	6.0000e-004		0.0137	0.0137		0.0126	0.0126	0.0000	52.3103	52.3103	0.0169	0.0000	52.6656
Total	**0.0328**	**0.2962**	**0.3931**	**6.0000e-004**	**0.0925**	**0.0137**	**0.1062**	**0.0499**	**0.0126**	**0.0625**	**0.0000**	**52.3103**	**52.3103**	**0.0169**	**0.0000**	**52.6656**

Mitigated Construction Off-Site

	ROG	NOx	CO	SO2	Fugitive PM10	Exhaust PM10	PM10 Total	Fugitive PM2.5	Exhaust PM2.5	PM2.5 Total	Bio- CO2	NBio- CO2	Total CO2	CH4	N2O	CO2e
Category	tons/yr										MT/yr					

Hauling	2.8000e-003	0.0205	0.0350	1.5000e-004	3.4100e-003	6.0000e-004	4.0200e-003	9.4000e-004	5.6000e-004	1.4900e-003	0.0000	12.6057	12.6057	9.0000e-005	0.0000	12.6075
Vendor	0.0000	0.0000	0.0000	0.0000	0.0000	0.0000	0.0000	0.0000	0.0000	0.0000	0.0000	0.0000	0.0000	0.0000	0.0000	0.0000
Worker	5.2000e-004	6.6000e-004	6.2200e-003	3.0000e-005	2.4100e-003	2.0000e-005	2.4200e-003	6.4000e-004	2.0000e-005	6.6000e-004	0.0000	1.7206	1.7206	7.0000e-005	0.0000	1.7221
Total	**3.3200e-003**	**0.0212**	**0.0412**	**1.8000e-004**	**5.8200e-003**	**6.2000e-004**	**6.4400e-003**	**1.5800e-003**	**5.8000e-004**	**2.1500e-003**	**0.0000**	**14.3263**	**14.3263**	**1.6000e-004**	**0.0000**	**14.3296**

3.4 Building Construction - 2029

Unmitigated Construction On-Site

	ROG	NOx	CO	SO2	Fugitive PM10	Exhaust PM10	PM10 Total	Fugitive PM2.5	Exhaust PM2.5	PM2.5 Total	Bio- CO2	NBio- CO2	Total CO2	CH4	N2O	CO2e
Category	tons/yr										MT/yr					
Off-Road	0.0266	0.2420	0.3130	5.2000e-004		0.0102	0.0102		9.6300e-003	9.6300e-003	0.0000	45.0371	45.0371	0.0106	0.0000	45.2590
Total	**0.0266**	**0.2420**	**0.3130**	**5.2000e-004**		**0.0102**	**0.0102**		**9.6300e-003**	**9.6300e-003**	**0.0000**	**45.0371**	**45.0371**	**0.0106**	**0.0000**	**45.2590**

Unmitigated Construction Off-Site

	ROG	NOx	CO	SO2	Fugitive PM10	Exhaust PM10	PM10 Total	Fugitive PM2.5	Exhaust PM2.5	PM2.5 Total	Bio- CO2	NBio- CO2	Total CO2	CH4	N2O	CO2e
Category	tons/yr										MT/yr					
Hauling	0.0000	0.0000	0.0000	0.0000	0.0000	0.0000	0.0000	0.0000	0.0000	0.0000	0.0000	0.0000	0.0000	0.0000	0.0000	0.0000
Vendor	0.0000	0.0000	0.0000	0.0000	0.0000	0.0000	0.0000	0.0000	0.0000	0.0000	0.0000	0.0000	0.0000	0.0000	0.0000	0.0000
Worker	0.0000	0.0000	0.0000	0.0000	0.0000	0.0000	0.0000	0.0000	0.0000	0.0000	0.0000	0.0000	0.0000	0.0000	0.0000	0.0000
Total	**0.0000**	**0.0000**	**0.0000**	**0.0000**	**0.0000**	**0.0000**	**0.0000**	**0.0000**	**0.0000**	**0.0000**	**0.0000**	**0.0000**	**0.0000**	**0.0000**	**0.0000**	**0.0000**

Mitigated Construction On-Site

	ROG	NOx	CO	SO2	Fugitive PM10	Exhaust PM10	PM10 Total	Fugitive PM2.5	Exhaust PM2.5	PM2.5 Total	Bio- CO2	NBio- CO2	Total CO2	CH4	N2O	CO2e
Category	tons/yr										MT/yr					
Off-Road	0.0266	0.2420	0.3130	5.2000e-004		0.0102	0.0102		9.6300e-003	9.6300e-003	0.0000	45.0370	45.0370	0.0106	0.0000	45.2590
Total	**0.0266**	**0.2420**	**0.3130**	**5.2000e-004**		**0.0102**	**0.0102**		**9.6300e-003**	**9.6300e-003**	**0.0000**	**45.0370**	**45.0370**	**0.0106**	**0.0000**	**45.2590**

Mitigated Construction Off-Site

	ROG	NOx	CO	SO2	Fugitive PM10	Exhaust PM10	PM10 Total	Fugitive PM2.5	Exhaust PM2.5	PM2.5 Total	Bio- CO2	NBio- CO2	Total CO2	CH4	N2O	CO2e
Category	tons/yr										MT/yr					
Hauling	0.0000	0.0000	0.0000	0.0000	0.0000	0.0000	0.0000	0.0000	0.0000	0.0000	0.0000	0.0000	0.0000	0.0000	0.0000	0.0000
Vendor	0.0000	0.0000	0.0000	0.0000	0.0000	0.0000	0.0000	0.0000	0.0000	0.0000	0.0000	0.0000	0.0000	0.0000	0.0000	0.0000
Worker	0.0000	0.0000	0.0000	0.0000	0.0000	0.0000	0.0000	0.0000	0.0000	0.0000	0.0000	0.0000	0.0000	0.0000	0.0000	0.0000
Total	**0.0000**	**0.0000**	**0.0000**	**0.0000**	**0.0000**	**0.0000**	**0.0000**	**0.0000**	**0.0000**	**0.0000**	**0.0000**	**0.0000**	**0.0000**	**0.0000**	**0.0000**	**0.0000**

3.4 Building Construction - 2030

Unmitigated Construction On-Site

	ROG	NOx	CO	SO2	Fugitive PM10	Exhaust PM10	PM10 Total	Fugitive PM2.5	Exhaust PM2.5	PM2.5 Total	Bio- CO2	NBio- CO2	Total CO2	CH4	N2O	CO2e
Category	tons/yr										MT/yr					
Off-Road	0.1702	1.0333	2.1051	4.0200e-003		0.0193	0.0193		0.0193	0.0193	0.0000	341.5281	341.5281	0.0137	0.0000	341.8160
Total	**0.1702**	**1.0333**	**2.1051**	**4.0200e-003**		**0.0193**	**0.0193**		**0.0193**	**0.0193**	**0.0000**	**341.5281**	**341.5281**	**0.0137**	**0.0000**	**341.8160**

Unmitigated Construction Off-Site

	ROG	NOx	CO	SO2	Fugitive PM10	Exhaust PM10	PM10 Total	Fugitive PM2.5	Exhaust PM2.5	PM2.5 Total	Bio- CO2	NBio- CO2	Total CO2	CH4	N2O	CO2e
Category	tons/yr										MT/yr					
Hauling	0.0000	0.0000	0.0000	0.0000	0.0000	0.0000	0.0000	0.0000	0.0000	0.0000	0.0000	0.0000	0.0000	0.0000	0.0000	0.0000
Vendor	0.0000	0.0000	0.0000	0.0000	0.0000	0.0000	0.0000	0.0000	0.0000	0.0000	0.0000	0.0000	0.0000	0.0000	0.0000	0.0000
Worker	0.0000	0.0000	0.0000	0.0000	0.0000	0.0000	0.0000	0.0000	0.0000	0.0000	0.0000	0.0000	0.0000	0.0000	0.0000	0.0000
Total	**0.0000**	**0.0000**	**0.0000**	**0.0000**	**0.0000**	**0.0000**	**0.0000**	**0.0000**	**0.0000**	**0.0000**	**0.0000**	**0.0000**	**0.0000**	**0.0000**	**0.0000**	**0.0000**

Mitigated Construction On-Site

	ROG	NOx	CO	SO2	Fugitive PM10	Exhaust PM10	PM10 Total	Fugitive PM2.5	Exhaust PM2.5	PM2.5 Total	Bio- CO2	NBio- CO2	Total CO2	CH4	N2O	CO2e
Category	tons/yr										MT/yr					
Off-Road	0.1702	1.0333	2.1051	4.0200e-003		0.0193	0.0193		0.0193	0.0193	0.0000	341.5277	341.5277	0.0137	0.0000	341.8156

Total	**0.1702**	**1.0333**	**2.1051**	**4.0200e-003**		**0.0193**	**0.0193**		**0.0193**	**0.0193**	**0.0000**	**341.5277**	**341.5277**	**0.0137**	**0.0000**	**341.8156**

Mitigated Construction Off-Site

	ROG	NOx	CO	SO2	Fugitive PM10	Exhaust PM10	PM10 Total	Fugitive PM2.5	Exhaust PM2.5	PM2.5 Total	Bio- CO2	NBio- CO2	Total CO2	CH4	N2O	CO2e
Category	tons/yr										MT/yr					
Hauling	0.0000	0.0000	0.0000	0.0000	0.0000	0.0000	0.0000	0.0000	0.0000	0.0000	0.0000	0.0000	0.0000	0.0000	0.0000	0.0000
Vendor	0.0000	0.0000	0.0000	0.0000	0.0000	0.0000	0.0000	0.0000	0.0000	0.0000	0.0000	0.0000	0.0000	0.0000	0.0000	0.0000
Worker	0.0000	0.0000	0.0000	0.0000	0.0000	0.0000	0.0000	0.0000	0.0000	0.0000	0.0000	0.0000	0.0000	0.0000	0.0000	0.0000
Total	**0.0000**	**0.0000**	**0.0000**	**0.0000**	**0.0000**	**0.0000**	**0.0000**	**0.0000**	**0.0000**	**0.0000**	**0.0000**	**0.0000**	**0.0000**	**0.0000**	**0.0000**	**0.0000**

3.4 Building Construction - 2031

Unmitigated Construction On-Site

	ROG	NOx	CO	SO2	Fugitive PM10	Exhaust PM10	PM10 Total	Fugitive PM2.5	Exhaust PM2.5	PM2.5 Total	Bio- CO2	NBio- CO2	Total CO2	CH4	N2O	CO2e
Category	tons/yr										MT/yr					
Off-Road	0.0861	0.5226	1.0647	2.0300e-003		9.7400e-003	9.7400e-003		9.7400e-003	9.7400e-003	0.0000	172.7269	172.7269	6.9300e-003	0.0000	172.8725
Total	**0.0861**	**0.5226**	**1.0647**	**2.0300e-003**		**9.7400e-003**	**9.7400e-003**		**9.7400e-003**	**9.7400e-003**	**0.0000**	**172.7269**	**172.7269**	**6.9300e-003**	**0.0000**	**172.8725**

Unmitigated Construction Off-Site

	ROG	NOx	CO	SO2	Fugitive PM10	Exhaust PM10	PM10 Total	Fugitive PM2.5	Exhaust PM2.5	PM2.5 Total	Bio- CO2	NBio- CO2	Total CO2	CH4	N2O	CO2e
Category	tons/yr										MT/yr					
Hauling	0.0000	0.0000	0.0000	0.0000	0.0000	0.0000	0.0000	0.0000	0.0000	0.0000	0.0000	0.0000	0.0000	0.0000	0.0000	0.0000
Vendor	0.0000	0.0000	0.0000	0.0000	0.0000	0.0000	0.0000	0.0000	0.0000	0.0000	0.0000	0.0000	0.0000	0.0000	0.0000	0.0000
Worker	0.0000	0.0000	0.0000	0.0000	0.0000	0.0000	0.0000	0.0000	0.0000	0.0000	0.0000	0.0000	0.0000	0.0000	0.0000	0.0000
Total	**0.0000**	**0.0000**	**0.0000**	**0.0000**	**0.0000**	**0.0000**	**0.0000**	**0.0000**	**0.0000**	**0.0000**	**0.0000**	**0.0000**	**0.0000**	**0.0000**	**0.0000**	**0.0000**

Mitigated Construction On-Site

	ROG	NOx	CO	SO2	Fugitive PM10	Exhaust PM10	PM10 Total	Fugitive PM2.5	Exhaust PM2.5	PM2.5 Total	Bio- CO2	NBio- CO2	Total CO2	CH4	N2O	CO2e
Category	tons/yr										MT/yr					
Off-Road	0.0861	0.5226	1.0647	2.0300e-003		9.7400e-003	9.7400e-003		9.7400e-003	9.7400e-003	0.0000	172.7267	172.7267	6.9300e-003	0.0000	172.8723
Total	**0.0861**	**0.5226**	**1.0647**	**2.0300e-003**		**9.7400e-003**	**9.7400e-003**		**9.7400e-003**	**9.7400e-003**	**0.0000**	**172.7267**	**172.7267**	**6.9300e-003**	**0.0000**	**172.8723**

Mitigated Construction Off-Site

	ROG	NOx	CO	SO2	Fugitive PM10	Exhaust PM10	PM10 Total	Fugitive PM2.5	Exhaust PM2.5	PM2.5 Total	Bio- CO2	NBio- CO2	Total CO2	CH4	N2O	CO2e
Category	tons/yr										MT/yr					

Hauling	0.0000	0.0000	0.0000	0.0000	0.0000	0.0000	0.0000	0.0000	0.0000	0.0000	0.0000	0.0000	0.0000	0.0000	0.0000	0.0000
Vendor	0.0000	0.0000	0.0000	0.0000	0.0000	0.0000	0.0000	0.0000	0.0000	0.0000	0.0000	0.0000	0.0000	0.0000	0.0000	0.0000
Worker	0.0000	0.0000	0.0000	0.0000	0.0000	0.0000	0.0000	0.0000	0.0000	0.0000	0.0000	0.0000	0.0000	0.0000	0.0000	0.0000
Total	**0.0000**	**0.0000**	**0.0000**	**0.0000**	**0.0000**	**0.0000**	**0.0000**	**0.0000**	**0.0000**	**0.0000**	**0.0000**	**0.0000**	**0.0000**	**0.0000**	**0.0000**	**0.0000**

3.5 Paving - 2031

Unmitigated Construction On-Site

	ROG	NOx	CO	SO2	Fugitive PM10	Exhaust PM10	PM10 Total	Fugitive PM2.5	Exhaust PM2.5	PM2.5 Total	Bio- CO2	NBio- CO2	Total CO2	CH4	N2O	CO2e
Category	tons/yr										MT/yr					
Off-Road	0.0136	0.0698	0.1552	2.7000e-004		3.2300e-003	3.2300e-003		3.2300e-003	3.2300e-003	0.0000	23.5867	23.5867	1.1100e-003	0.0000	23.6099
Paving	0.0000					0.0000	0.0000		0.0000	0.0000	0.0000	0.0000	0.0000	0.0000	0.0000	0.0000
Total	**0.0136**	**0.0698**	**0.1552**	**2.7000e-004**		**3.2300e-003**	**3.2300e-003**		**3.2300e-003**	**3.2300e-003**	**0.0000**	**23.5867**	**23.5867**	**1.1100e-003**	**0.0000**	**23.6099**

Unmitigated Construction Off-Site

	ROG	NOx	CO	SO2	Fugitive PM10	Exhaust PM10	PM10 Total	Fugitive PM2.5	Exhaust PM2.5	PM2.5 Total	Bio- CO2	NBio- CO2	Total CO2	CH4	N2O	CO2e
Category	tons/yr										MT/yr					
Hauling	0.0000	0.0000	0.0000	0.0000	0.0000	0.0000	0.0000	0.0000	0.0000	0.0000	0.0000	0.0000	0.0000	0.0000	0.0000	0.0000
Vendor	0.0000	0.0000	0.0000	0.0000	0.0000	0.0000	0.0000	0.0000	0.0000	0.0000	0.0000	0.0000	0.0000	0.0000	0.0000	0.0000
Worker	2.4000e-004	3.1000e-004	2.9600e-003	1.0000e-005	1.2000e-003	1.0000e-005	1.2100e-003	3.2000e-004	1.0000e-005	3.3000e-004	0.0000	0.8512	0.8512	3.0000e-005	0.0000	0.8519
Total	**2.4000e-004**	**3.1000e-004**	**2.9600e-003**	**1.0000e-005**	**1.2000e-003**	**1.0000e-005**	**1.2100e-003**	**3.2000e-004**	**1.0000e-005**	**3.3000e-004**	**0.0000**	**0.8512**	**0.8512**	**3.0000e-005**	**0.0000**	**0.8519**

Mitigated Construction On-Site

	ROG	NOx	CO	SO2	Fugitive PM10	Exhaust PM10	PM10 Total	Fugitive PM2.5	Exhaust PM2.5	PM2.5 Total	Bio- CO2	NBio- CO2	Total CO2	CH4	N2O	CO2e
Category	tons/yr										MT/yr					
Off-Road	0.0136	0.0698	0.1552	2.7000e-004		3.2300e-003	3.2300e-003		3.2300e-003	3.2300e-003	0.0000	23.5867	23.5867	1.1100e-003	0.0000	23.6099
Paving	0.0000					0.0000	0.0000		0.0000	0.0000	0.0000	0.0000	0.0000	0.0000	0.0000	0.0000
Total	**0.0136**	**0.0698**	**0.1552**	**2.7000e-004**		**3.2300e-003**	**3.2300e-003**		**3.2300e-003**	**3.2300e-003**	**0.0000**	**23.5867**	**23.5867**	**1.1100e-003**	**0.0000**	**23.6099**

Mitigated Construction Off-Site

	ROG	NOx	CO	SO2	Fugitive PM10	Exhaust PM10	PM10 Total	Fugitive PM2.5	Exhaust PM2.5	PM2.5 Total	Bio- CO2	NBio- CO2	Total CO2	CH4	N2O	CO2e
Category	tons/yr										MT/yr					
Hauling	0.0000	0.0000	0.0000	0.0000	0.0000	0.0000	0.0000	0.0000	0.0000	0.0000	0.0000	0.0000	0.0000	0.0000	0.0000	0.0000
Vendor	0.0000	0.0000	0.0000	0.0000	0.0000	0.0000	0.0000	0.0000	0.0000	0.0000	0.0000	0.0000	0.0000	0.0000	0.0000	0.0000
Worker	2.4000e-004	3.1000e-004	2.9600e-003	1.0000e-005	1.2000e-003	1.0000e-005	1.2100e-003	3.2000e-004	1.0000e-005	3.3000e-004	0.0000	0.8512	0.8512	3.0000e-005	0.0000	0.8519
Total	**2.4000e-004**	**3.1000e-004**	**2.9600e-003**	**1.0000e-005**	**1.2000e-003**	**1.0000e-005**	**1.2100e-003**	**3.2000e-004**	**1.0000e-005**	**3.3000e-004**	**0.0000**	**0.8512**	**0.8512**	**3.0000e-005**	**0.0000**	**0.8519**

4.0 Operational Detail - Mobile

4.1 Mitigation Measures Mobile

	ROG	NOx	CO	SO2	Fugitive PM10	Exhaust PM10	PM10 Total	Fugitive PM2.5	Exhaust PM2.5	PM2.5 Total	Bio- CO2	NBio- CO2	Total CO2	CH4	N2O	CO2e
Category	tons/yr										MT/yr					
Mitigated	0.0000	0.0000	0.0000	0.0000	0.0000	0.0000	0.0000	0.0000	0.0000	0.0000	0.0000	0.0000	0.0000	0.0000	0.0000	0.0000
Unmitigated	0.0000	0.0000	0.0000	0.0000	0.0000	0.0000	0.0000	0.0000	0.0000	0.0000	0.0000	0.0000	0.0000	0.0000	0.0000	0.0000

4.2 Trip Summary Information

	Average Daily Trip Rate			Unmitigated	Mitigated
Land Use	Weekday	Saturday	Sunday	Annual VMT	Annual VMT
User Defined Industrial	0.00	0.00	0.00		
Total	0.00	0.00	0.00		

4.3 Trip Type Information

	Miles			Trip %			Trip Purpose %		
Land Use	H-W or C-W	H-S or C-C	H-O or C-NW	H-W or C-	H-S or C-C	H-O or C-NW	Primary	Diverted	Pass-by
User Defined Industrial	9.50	7.30	7.30	0.00	0.00	0.00	0	0	0

LDA	LDT1	LDT2	MDV	LHD1	LHD2	MHD	HHD	OBUS	UBUS	MCY	SBUS	MH
0.509376	0.073655	0.192210	0.135105	0.037177	0.005354	0.012300	0.020284	0.001820	0.002092	0.006537	0.000620	0.003469

5.0 Energy Detail

4.4 Fleet Mix

Historical Energy Use: N

5.1 Mitigation Measures Energy

	ROG	NOx	CO	SO2	Fugitive PM10	Exhaust PM10	PM10 Total	Fugitive PM2.5	Exhaust PM2.5	PM2.5 Total	Bio- CO2	NBio- CO2	Total CO2	CH4	N2O	CO2e
Category	tons/yr										MT/yr					
Electricity Mitigated						0.0000	0.0000		0.0000	0.0000	0.0000	0.0000	0.0000	0.0000	0.0000	0.0000
Electricity Unmitigated						0.0000	0.0000		0.0000	0.0000	0.0000	0.0000	0.0000	0.0000	0.0000	0.0000
NaturalGas Mitigated	0.0000	0.0000	0.0000	0.0000		0.0000	0.0000		0.0000	0.0000	0.0000	0.0000	0.0000	0.0000	0.0000	0.0000
NaturalGas Unmitigated	0.0000	0.0000	0.0000	0.0000		0.0000	0.0000		0.0000	0.0000	0.0000	0.0000	0.0000	0.0000	0.0000	0.0000

5.2 Energy by Land Use - NaturalGas

Unmitigated

	NaturalGas Use	ROG	NOx	CO	SO2	Fugitive PM10	Exhaust PM10	PM10 Total	Fugitive PM2.5	Exhaust PM2.5	PM2.5 Total	Bio- CO2	NBio- CO2	Total CO2	CH4	N2O	CO2e
Land Use	kBTU/yr	tons/yr										MT/yr					
User Defined Industrial	0	0.0000	0.0000	0.0000	0.0000		0.0000	0.0000		0.0000	0.0000	0.0000	0.0000	0.0000	0.0000	0.0000	0.0000
Total		**0.0000**	**0.0000**	**0.0000**	**0.0000**		**0.0000**	**0.0000**		**0.0000**	**0.0000**	**0.0000**	**0.0000**	**0.0000**	**0.0000**	**0.0000**	**0.0000**

Mitigated

	NaturalGas Use	ROG	NOx	CO	SO2	Fugitive PM10	Exhaust PM10	PM10 Total	Fugitive PM2.5	Exhaust PM2.5	PM2.5 Total	Bio- CO2	NBio- CO2	Total CO2	CH4	N2O	CO2e
Land Use	kBTU/yr	tons/yr										MT/yr					

User Defined Industrial	0	0.0000	0.0000	0.0000	0.0000		0.0000	0.0000		0.0000	0.0000	0.0000	0.0000	0.0000	0.0000	0.0000	0.0000
Total		**0.0000**	**0.0000**	**0.0000**	**0.0000**		**0.0000**	**0.0000**		**0.0000**	**0.0000**	**0.0000**	**0.0000**	**0.0000**	**0.0000**	**0.0000**	**0.0000**

5.3 Energy by Land Use - Electricity

Unmitigated

	Electricity Use	Total CO2	CH4	N2O	CO2e
Land Use	kWh/yr	MT/yr			
User Defined Industrial	0	0.0000	0.0000	0.0000	0.0000
Total		**0.0000**	**0.0000**	**0.0000**	**0.0000**

Mitigated

	Electricity Use	Total CO2	CH4	N2O	CO2e
Land Use	kWh/yr	MT/yr			
User Defined Industrial	0	0.0000	0.0000	0.0000	0.0000
Total		**0.0000**	**0.0000**	**0.0000**	**0.0000**

6.0 Area Detail

6.1 Mitigation Measures Area

	ROG	NOx	CO	SO2	Fugitive PM10	Exhaust PM10	PM10 Total	Fugitive PM2.5	Exhaust PM2.5	PM2.5 Total	Bio- CO2	NBio- CO2	Total CO2	CH4	N2O	CO2e
Category	tons/yr										MT/yr					
Mitigated	0.0000	0.0000	1.0000e-005	0.0000		0.0000	0.0000		0.0000	0.0000	0.0000	2.0000e-005	2.0000e-005	0.0000	0.0000	2.0000e-005
Unmitigated	0.0000	0.0000	1.0000e-005	0.0000		0.0000	0.0000		0.0000	0.0000	0.0000	2.0000e-005	2.0000e-005	0.0000	0.0000	2.0000e-005

6.2 Area by SubCategory

Unmitigated

	ROG	NOx	CO	SO2	Fugitive PM10	Exhaust PM10	PM10 Total	Fugitive PM2.5	Exhaust PM2.5	PM2.5 Total	Bio- CO2	NBio- CO2	Total CO2	CH4	N2O	CO2e
SubCategory	tons/yr										MT/yr					
Architectural Coating	0.0000					0.0000	0.0000		0.0000	0.0000	0.0000	0.0000	0.0000	0.0000	0.0000	0.0000
Consumer Products	0.0000					0.0000	0.0000		0.0000	0.0000	0.0000	0.0000	0.0000	0.0000	0.0000	0.0000
Landscaping	0.0000	0.0000	1.0000e-005	0.0000		0.0000	0.0000		0.0000	0.0000	0.0000	2.0000e-005	2.0000e-005	0.0000	0.0000	2.0000e-005
Total	**0.0000**	**0.0000**	**1.0000e-005**	**0.0000**		**0.0000**	**0.0000**		**0.0000**	**0.0000**	**0.0000**	**2.0000e-005**	**2.0000e-005**	**0.0000**	**0.0000**	**2.0000e-005**

Mitigated

	ROG	NOx	CO	SO2	Fugitive PM10	Exhaust PM10	PM10 Total	Fugitive PM2.5	Exhaust PM2.5	PM2.5 Total	Bio- CO2	NBio- CO2	Total CO2	CH4	N2O	CO2e

SubCategory	tons/yr										MT/yr					
Consumer Products	0.0000					0.0000	0.0000		0.0000	0.0000	0.0000	0.0000	0.0000	0.0000	0.0000	0.0000
Landscaping	0.0000	0.0000	1.0000e-005	0.0000		0.0000	0.0000		0.0000	0.0000	0.0000	2.0000e-005	2.0000e-005	0.0000	0.0000	2.0000e-005
Architectural Coating	0.0000					0.0000	0.0000		0.0000	0.0000	0.0000	0.0000	0.0000	0.0000	0.0000	0.0000
Total	**0.0000**	**0.0000**	**1.0000e-005**	**0.0000**		**0.0000**	**0.0000**		**0.0000**	**0.0000**	**0.0000**	**2.0000e-005**	**2.0000e-005**	**0.0000**	**0.0000**	**2.0000e-005**

7.0 Water Detail

7.1 Mitigation Measures Water

	Total CO2	CH4	N2O	CO2e
Category	MT/yr			
Mitigated	0.0000	0.0000	0.0000	0.0000
Unmitigated	0.0000	0.0000	0.0000	0.0000

7.2 Water by Land Use

Unmitigated

	Indoor/Outdoor Use	Total CO2	CH4	N2O	CO2e
Land Use	Mgal	MT/yr			
User Defined Industrial	0 / 0	0.0000	0.0000	0.0000	0.0000
Total		**0.0000**	**0.0000**	**0.0000**	**0.0000**

Mitigated

	Indoor/Outdoor Use	Total CO2	CH4	N2O	CO2e
Land Use	Mgal	MT/yr			
User Defined Industrial	0 / 0	0.0000	0.0000	0.0000	0.0000
Total		**0.0000**	**0.0000**	**0.0000**	**0.0000**

8.0 Waste Detail

8.1 Mitigation Measures Waste

Category/Year

	Total CO2	CH4	N2O	CO2e
	MT/yr			
Mitigated	0.0000	0.0000	0.0000	0.0000
Unmitigated	0.0000	0.0000	0.0000	0.0000

8.2 Waste by Land Use

Unmitigated

	Waste Disposed	Total CO2	CH4	N2O	CO2e
Land Use	tons	MT/yr			
User Defined Industrial	0	0.0000	0.0000	0.0000	0.0000
Total		**0.0000**	**0.0000**	**0.0000**	**0.0000**

Mitigated

	Waste Disposed	Total CO2	CH4	N2O	CO2e
Land Use	tons	MT/yr			
User Defined Industrial	0	0.0000	0.0000	0.0000	0.0000
Total		**0.0000**	**0.0000**	**0.0000**	**0.0000**

9.0 Operational Offroad

Equipment Type	Number	Hours/Day	Days/Year	Horse Power	Load Factor	Fuel Type

10.0 Vegetation

SB SDG&E Improvements

San Diego County, Annual

1.0 Project Characteristics

1.1 Land Usage

Land Uses	Size	Metric	Lot Acreage	Floor Surface Area	Population
User Defined Industrial	1.00	User Defined Unit	5.00	0.00	0

1.2 Other Project Characteristics

Urbanization	Urban	**Wind Speed (m/s)**	2.6	**Precipitation Freq (Days)**	40
Climate Zone	13			**Operational Year**	2030
Utility Company	San Diego Gas & Electric				
CO2 Intensity (lb/MWhr)	720.49	**CH4 Intensity (lb/MWhr)**	0.029	**N2O Intensity (lb/MWhr)**	0.006

1.3 User Entered Comments & Non-Default Data

Project Characteristics -

Land Use - project specific lot acreage

Construction Phase - project specific schedule

Off-road Equipment - project specific equipment

Off-road Equipment - project specific equipment

Off-road Equipment - project specific equipment

Trips and VMT - assumed CalEEMod default of 1.25 workers per equipment for installation

Grading - project site size

Table Name	Column Name	Default Value	New Value
tblConstructionPhase	NumDays	230.00	315.00
tblConstructionPhase	NumDays	8.00	300.00

tblConstructionPhase	NumDays	18.00	30.00
tblConstructionPhase	PhaseEndDate	12/8/2031	12/5/2031
tblConstructionPhase	PhaseEndDate	1/16/2032	1/15/2032
tblConstructionPhase	PhaseStartDate	9/24/2030	9/23/2030
tblConstructionPhase	PhaseStartDate	12/6/2031	12/5/2031
tblGrading	AcresOfGrading	0.00	5.00
tblGrading	MaterialExported	0.00	160.00
tblLandUse	LotAcreage	0.00	5.00
tblOffRoadEquipment	OffRoadEquipmentUnitAmount	3.00	1.00
tblOffRoadEquipment	OffRoadEquipmentUnitAmount	2.00	1.00
tblOffRoadEquipment	OffRoadEquipmentUnitAmount	2.00	1.00
tblOffRoadEquipment	OffRoadEquipmentUnitAmount	2.00	1.00
tblOffRoadEquipment	OffRoadEquipmentUnitAmount	3.00	2.00
tblOffRoadEquipment	OffRoadEquipmentUnitAmount	3.00	2.00
tblOffRoadEquipment	OffRoadEquipmentUnitAmount	1.00	2.00
tblProjectCharacteristics	OperationalYear	2014	2030
tblTripsAndVMT	HaulingTripNumber	20.00	3,000.00
tblTripsAndVMT	VendorTripNumber	0.00	6.00
tblTripsAndVMT	VendorTripNumber	0.00	6.00
tblTripsAndVMT	VendorTripNumber	0.00	2.00
tblTripsAndVMT	WorkerTripNumber	0.00	18.00

2.0 Emissions Summary

2.1 Overall Construction

Unmitigated Construction

	ROG	NOx	CO	SO2	Fugitive PM10	Exhaust PM10	PM10 Total	Fugitive PM2.5	Exhaust PM2.5	PM2.5 Total	Bio- CO2	NBio- CO2	Total CO2	CH4	N2O	CO2e
Year	tons/yr										MT/yr					

2029	0.0710	0.6186	0.8581	1.6600e-003	0.9341	0.0262	0.9603	0.5042	0.0241	0.5283	0.0000	143.1389	143.1389	0.0324	0.0000	143.8183
2030	0.1715	0.9218	1.7763	4.1900e-003	0.9472	0.0254	0.9726	0.5079	0.0251	0.5330	0.0000	367.0090	367.0090	0.0131	0.0000	367.2841
2031	0.1532	0.9437	1.7979	3.7200e-003	0.0230	0.0186	0.0416	6.2100e-003	0.0186	0.0248	0.0000	305.7731	305.7731	0.0123	0.0000	306.0318
2032	3.8600e-003	0.0197	0.0445	8.0000e-005	4.2000e-004	9.0000e-004	1.3300e-003	1.1000e-004	9.0000e-004	1.0100e-003	0.0000	6.9542	6.9542	3.2000e-004	0.0000	6.9609
Total	**0.3995**	**2.5038**	**4.4767**	**9.6500e-003**	**1.9048**	**0.0711**	**1.9759**	**1.0184**	**0.0687**	**1.0870**	**0.0000**	**822.8752**	**822.8752**	**0.0581**	**0.0000**	**824.0951**

Mitigated Construction

	ROG	NOx	CO	SO2	Fugitive PM10	Exhaust PM10	PM10 Total	Fugitive PM2.5	Exhaust PM2.5	PM2.5 Total	Bio- CO2	NBio- CO2	Total CO2	CH4	N2O	CO2e
Year	tons/yr										MT/yr					
2029	0.0710	0.6186	0.8581	1.6600e-003	0.9341	0.0262	0.9603	0.5042	0.0241	0.5283	0.0000	143.1388	143.1388	0.0324	0.0000	143.8182
2030	0.1715	0.9218	1.7763	4.1900e-003	0.9472	0.0254	0.9726	0.5079	0.0251	0.5330	0.0000	367.0087	367.0087	0.0131	0.0000	367.2838
2031	0.1532	0.9437	1.7979	3.7200e-003	0.0230	0.0186	0.0416	6.2100e-003	0.0186	0.0248	0.0000	305.7727	305.7727	0.0123	0.0000	306.0314
2032	3.8600e-003	0.0197	0.0445	8.0000e-005	4.2000e-004	9.0000e-004	1.3300e-003	1.1000e-004	9.0000e-004	1.0100e-003	0.0000	6.9542	6.9542	3.2000e-004	0.0000	6.9609
Total	**0.3995**	**2.5038**	**4.4767**	**9.6500e-003**	**1.9048**	**0.0711**	**1.9759**	**1.0184**	**0.0687**	**1.0870**	**0.0000**	**822.8744**	**822.8744**	**0.0581**	**0.0000**	**824.0943**

	ROG	**NOx**	**CO**	**SO2**	**Fugitive PM10**	**Exhaust PM10**	**PM10 Total**	**Fugitive PM2.5**	**Exhaust PM2.5**	**PM2.5 Total**	**Bio- CO2**	**NBio-CO2**	**Total CO2**	**CH4**	**N20**	**CO2e**
Percent Reduction	**0.00**	**0.00**	**0.00**	**0.00**	**0.00**	**0.00**	**0.00**	**0.00**	**0.00**	**0.00**	**0.00**	**0.00**	**0.00**	**0.00**	**0.00**	**0.00**

2.2 Overall Operational

Unmitigated Operational

	ROG	NOx	CO	SO2	Fugitive PM10	Exhaust PM10	PM10 Total	Fugitive PM2.5	Exhaust PM2.5	PM2.5 Total	Bio- CO2	NBio- CO2	Total CO2	CH4	N2O	CO2e
Category	tons/yr										MT/yr					
Area	0.0000	0.0000	1.0000e-005	0.0000		0.0000	0.0000		0.0000	0.0000	0.0000	2.0000e-005	2.0000e-005	0.0000	0.0000	2.0000e-005
Energy	0.0000	0.0000	0.0000	0.0000		0.0000	0.0000		0.0000	0.0000	0.0000	0.0000	0.0000	0.0000	0.0000	0.0000
Mobile	0.0000	0.0000	0.0000	0.0000	0.0000	0.0000	0.0000	0.0000	0.0000	0.0000	0.0000	0.0000	0.0000	0.0000	0.0000	0.0000
Waste						0.0000	0.0000		0.0000	0.0000	0.0000	0.0000	0.0000	0.0000	0.0000	0.0000
Water						0.0000	0.0000		0.0000	0.0000	0.0000	0.0000	0.0000	0.0000	0.0000	0.0000
Total	**0.0000**	**0.0000**	**1.0000e-005**	**0.0000**	**0.0000**	**0.0000**	**0.0000**	**0.0000**	**0.0000**	**0.0000**	**0.0000**	**2.0000e-005**	**2.0000e-005**	**0.0000**	**0.0000**	**2.0000e-005**

Mitigated Operational

	ROG	NOx	CO	SO2	Fugitive PM10	Exhaust PM10	PM10 Total	Fugitive PM2.5	Exhaust PM2.5	PM2.5 Total	Bio- CO2	NBio- CO2	Total CO2	CH4	N2O	CO2e
Category	tons/yr										MT/yr					
Area	0.0000	0.0000	1.0000e-005	0.0000		0.0000	0.0000		0.0000	0.0000	0.0000	2.0000e-005	2.0000e-005	0.0000	0.0000	2.0000e-005
Energy	0.0000	0.0000	0.0000	0.0000		0.0000	0.0000		0.0000	0.0000	0.0000	0.0000	0.0000	0.0000	0.0000	0.0000
Mobile	0.0000	0.0000	0.0000	0.0000	0.0000	0.0000	0.0000	0.0000	0.0000	0.0000	0.0000	0.0000	0.0000	0.0000	0.0000	0.0000
Waste						0.0000	0.0000		0.0000	0.0000	0.0000	0.0000	0.0000	0.0000	0.0000	0.0000
Water						0.0000	0.0000		0.0000	0.0000	0.0000	0.0000	0.0000	0.0000	0.0000	0.0000
Total	**0.0000**	**0.0000**	**1.0000e-005**	**0.0000**	**0.0000**	**0.0000**	**0.0000**	**0.0000**	**0.0000**	**0.0000**	**0.0000**	**2.0000e-005**	**2.0000e-005**	**0.0000**	**0.0000**	**2.0000e-005**

	ROG	**NOx**	**CO**	**SO2**	**Fugitive PM10**	**Exhaust PM10**	**PM10 Total**	**Fugitive PM2.5**	**Exhaust PM2.5**	**PM2.5 Total**	**Bio- CO2**	**NBio-CO2**	**Total CO2**	**CH4**	**N20**	**CO2e**

Percent Reduction	**0.00**	**0.00**	**0.00**	**0.00**	**0.00**	**0.00**	**0.00**	**0.00**	**0.00**	**0.00**	**0.00**	**0.00**	**0.00**	**0.00**	**0.00**	**0.00**

3.0 Construction Detail

Construction Phase

Phase Number	Phase Name	Phase Type	Start Date	End Date	Num Days Week	Num Days	Phase Description
1	Trenching	Grading	7/31/2029	9/23/2030	5	300	
2	Installation	Building Construction	9/23/2030	12/5/2031	5	315	
3	Paving	Paving	12/5/2031	1/15/2032	5	30	

Acres of Grading (Site Preparation Phase): 0

Acres of Grading (Grading Phase): 0

Acres of Paving: 0

Residential Indoor: 0; Residential Outdoor: 0; Non-Residential Indoor: 0; Non-Residential Outdoor: 0 (Architectural Coating – sqft)

OffRoad Equipment

Phase Name	Offroad Equipment Type	Amount	Usage Hours	Horse Power	Load Factor
Trenching	Excavators	1	8.00	162	0.38
Trenching	Rubber Tired Dozers	1	8.00	255	0.40
Trenching	Tractors/Loaders/Backhoes	2	8.00	97	0.37
Installation	Cranes	1	7.00	226	0.29
Installation	Forklifts	1	8.00	89	0.20
Installation	Generator Sets	1	8.00	84	0.74
Installation	Tractors/Loaders/Backhoes	2	7.00	97	0.37
Installation	Welders	2	8.00	46	0.45
Paving	Pavers	1	8.00	125	0.42
Paving	Paving Equipment	1	8.00	130	0.36
Paving	Rollers	1	8.00	80	0.38

Trips and VMT

Phase Name	Offroad Equipment Count	Worker Trip Number	Vendor Trip Number	Hauling Trip Number	Worker Trip Length	Vendor Trip Length	Hauling Trip Length	Worker Vehicle Class	Vendor Vehicle Class	Hauling Vehicle Class
Trenching	4	10.00	6.00	3,000.00	10.80	7.30	20.00	LD_Mix	HDT_Mix	HHDT
Installation	7	18.00	6.00	0.00	10.80	7.30	20.00	LD_Mix	HDT_Mix	HHDT
Paving	3	8.00	2.00	0.00	10.80	7.30	20.00	LD_Mix	HDT_Mix	HHDT

3.1 Mitigation Measures Construction

3.2 Trenching - 2029

Unmitigated Construction On-Site

	ROG	NOx	CO	SO2	Fugitive PM10	Exhaust PM10	PM10 Total	Fugitive PM2.5	Exhaust PM2.5	PM2.5 Total	Bio- CO2	NBio- CO2	Total CO2	CH4	N2O	CO2e
Category	tons/yr										MT/yr					
Fugitive Dust					0.9060	0.0000	0.9060	0.4968	0.0000	0.4968	0.0000	0.0000	0.0000	0.0000	0.0000	0.0000
Off-Road	0.0603	0.5492	0.7218	1.1200e-003		0.0242	0.0242		0.0223	0.0223	0.0000	98.7420	98.7420	0.0319	0.0000	99.4126
Total	**0.0603**	**0.5492**	**0.7218**	**1.1200e-003**	**0.9060**	**0.0242**	**0.9302**	**0.4968**	**0.0223**	**0.5191**	**0.0000**	**98.7420**	**98.7420**	**0.0319**	**0.0000**	**99.4126**

Unmitigated Construction Off-Site

	ROG	NOx	CO	SO2	Fugitive PM10	Exhaust PM10	PM10 Total	Fugitive PM2.5	Exhaust PM2.5	PM2.5 Total	Bio- CO2	NBio- CO2	Total CO2	CH4	N2O	CO2e
Category	tons/yr										MT/yr					
Hauling	7.7100e-003	0.0564	0.0963	4.1000e-004	0.0216	1.6600e-003	0.0233	5.5800e-003	1.5300e-003	7.1100e-003	0.0000	34.6656	34.6656	2.4000e-004	0.0000	34.6707

Vendor	2.0500e-003	0.0118	0.0286	8.0000e-005	2.1500e-003	2.7000e-004	2.4200e-003	6.1000e-004	2.5000e-004	8.7000e-004	0.0000	6.5770	6.5770	5.0000e-005	0.0000	6.5779
Worker	9.5000e-004	1.2100e-003	0.0114	5.0000e-005	4.4100e-003	3.0000e-005	4.4500e-003	1.1700e-003	3.0000e-005	1.2000e-003	0.0000	3.1544	3.1544	1.3000e-004	0.0000	3.1571
Total	**0.0107**	**0.0695**	**0.1362**	**5.4000e-004**	**0.0282**	**1.9600e-003**	**0.0301**	**7.3600e-003**	**1.8100e-003**	**9.1800e-003**	**0.0000**	**44.3970**	**44.3970**	**4.2000e-004**	**0.0000**	**44.4057**

Mitigated Construction On-Site

	ROG	NOx	CO	SO2	Fugitive PM10	Exhaust PM10	PM10 Total	Fugitive PM2.5	Exhaust PM2.5	PM2.5 Total	Bio- CO2	NBio- CO2	Total CO2	CH4	N2O	CO2e
Category	tons/yr										MT/yr					
Fugitive Dust					0.9060	0.0000	0.9060	0.4968	0.0000	0.4968	0.0000	0.0000	0.0000	0.0000	0.0000	0.0000
Off-Road	0.0603	0.5492	0.7218	1.1200e-003		0.0242	0.0242		0.0223	0.0223	0.0000	98.7418	98.7418	0.0319	0.0000	99.4125
Total	**0.0603**	**0.5492**	**0.7218**	**1.1200e-003**	**0.9060**	**0.0242**	**0.9302**	**0.4968**	**0.0223**	**0.5191**	**0.0000**	**98.7418**	**98.7418**	**0.0319**	**0.0000**	**99.4125**

Mitigated Construction Off-Site

	ROG	NOx	CO	SO2	Fugitive PM10	Exhaust PM10	PM10 Total	Fugitive PM2.5	Exhaust PM2.5	PM2.5 Total	Bio- CO2	NBio- CO2	Total CO2	CH4	N2O	CO2e
Category	tons/yr										MT/yr					
Hauling	7.7100e-003	0.0564	0.0963	4.1000e-004	0.0216	1.6600e-003	0.0233	5.5800e-003	1.5300e-003	7.1100e-003	0.0000	34.6656	34.6656	2.4000e-004	0.0000	34.6707
Vendor	2.0500e-003	0.0118	0.0286	8.0000e-005	2.1500e-003	2.7000e-004	2.4200e-003	6.1000e-004	2.5000e-004	8.7000e-004	0.0000	6.5770	6.5770	5.0000e-005	0.0000	6.5779
Worker	9.5000e-004	1.2100e-003	0.0114	5.0000e-005	4.4100e-003	3.0000e-005	4.4500e-003	1.1700e-003	3.0000e-005	1.2000e-003	0.0000	3.1544	3.1544	1.3000e-004	0.0000	3.1571
Total	**0.0107**	**0.0695**	**0.1362**	**5.4000e-004**	**0.0282**	**1.9600e-003**	**0.0301**	**7.3600e-003**	**1.8100e-003**	**9.1800e-003**	**0.0000**	**44.3970**	**44.3970**	**4.2000e-004**	**0.0000**	**44.4057**

3.2 Trenching - 2030

Unmitigated Construction On-Site

	ROG	NOx	CO	SO2	Fugitive PM10	Exhaust PM10	PM10 Total	Fugitive PM2.5	Exhaust PM2.5	PM2.5 Total	Bio- CO2	NBio- CO2	Total CO2	CH4	N2O	CO2e
Category	tons/yr										MT/yr					
Fugitive Dust					0.9060	0.0000	0.9060	0.4968	0.0000	0.4968	0.0000	0.0000	0.0000	0.0000	0.0000	0.0000
Off-Road	0.1097	0.5328	1.0318	2.1900e-003		0.0169	0.0169		0.0169	0.0169	0.0000	203.2901	203.2901	8.8900e-003	0.0000	203.4768
Total	**0.1097**	**0.5328**	**1.0318**	**2.1900e-003**	**0.9060**	**0.0169**	**0.9229**	**0.4968**	**0.0169**	**0.5137**	**0.0000**	**203.2901**	**203.2901**	**8.8900e-003**	**0.0000**	**203.4768**

Unmitigated Construction Off-Site

	ROG	NOx	CO	SO2	Fugitive PM10	Exhaust PM10	PM10 Total	Fugitive PM2.5	Exhaust PM2.5	PM2.5 Total	Bio- CO2	NBio- CO2	Total CO2	CH4	N2O	CO2e
Category	tons/yr										MT/yr					
Hauling	0.0133	0.0970	0.1660	7.0000e-004	0.0233	2.8700e-003	0.0262	6.1900e-003	2.6400e-003	8.8300e-003	0.0000	59.8822	59.8822	4.2000e-004	0.0000	59.8910
Vendor	3.5000e-003	0.0203	0.0490	1.3000e-004	3.7100e-003	4.7000e-004	4.1800e-003	1.0600e-003	4.4000e-004	1.5000e-003	0.0000	11.3615	11.3615	8.0000e-005	0.0000	11.3632
Worker	1.5900e-003	2.0300e-003	0.0192	9.0000e-005	7.6200e-003	6.0000e-005	7.6800e-003	2.0200e-003	6.0000e-005	2.0800e-003	0.0000	5.4171	5.4171	2.2000e-004	0.0000	5.4217
Total	**0.0183**	**0.1193**	**0.2342**	**9.2000e-004**	**0.0346**	**3.4000e-003**	**0.0380**	**9.2700e-003**	**3.1400e-003**	**0.0124**	**0.0000**	**76.6609**	**76.6609**	**7.2000e-004**	**0.0000**	**76.6759**

Mitigated Construction On-Site

	ROG	NOx	CO	SO2	Fugitive PM10	Exhaust PM10	PM10 Total	Fugitive PM2.5	Exhaust PM2.5	PM2.5 Total	Bio- CO2	NBio- CO2	Total CO2	CH4	N2O	CO2e

Category	tons/yr										MT/yr					
Fugitive Dust					0.9060	0.0000	0.9060	0.4968	0.0000	0.4968	0.0000	0.0000	0.0000	0.0000	0.0000	0.0000
Off-Road	0.1097	0.5328	1.0318	2.1900e-003		0.0169	0.0169		0.0169	0.0169	0.0000	203.2899	203.2899	8.8900e-003	0.0000	203.4766
Total	**0.1097**	**0.5328**	**1.0318**	**2.1900e-003**	**0.9060**	**0.0169**	**0.9229**	**0.4968**	**0.0169**	**0.5137**	**0.0000**	**203.2899**	**203.2899**	**8.8900e-003**	**0.0000**	**203.4766**

Mitigated Construction Off-Site

	ROG	NOx	CO	SO2	Fugitive PM10	Exhaust PM10	PM10 Total	Fugitive PM2.5	Exhaust PM2.5	PM2.5 Total	Bio- CO2	NBio- CO2	Total CO2	CH4	N2O	CO2e
Category	tons/yr										MT/yr					
Hauling	0.0133	0.0970	0.1660	7.0000e-004	0.0233	2.8700e-003	0.0262	6.1900e-003	2.6400e-003	8.8300e-003	0.0000	59.8822	59.8822	4.2000e-004	0.0000	59.8910
Vendor	3.5000e-003	0.0203	0.0490	1.3000e-004	3.7100e-003	4.7000e-004	4.1800e-003	1.0600e-003	4.4000e-004	1.5000e-003	0.0000	11.3615	11.3615	8.0000e-005	0.0000	11.3632
Worker	1.5900e-003	2.0300e-003	0.0192	9.0000e-005	7.6200e-003	6.0000e-005	7.6800e-003	2.0200e-003	6.0000e-005	2.0800e-003	0.0000	5.4171	5.4171	2.2000e-004	0.0000	5.4217
Total	**0.0183**	**0.1193**	**0.2342**	**9.2000e-004**	**0.0346**	**3.4000e-003**	**0.0380**	**9.2700e-003**	**3.1400e-003**	**0.0124**	**0.0000**	**76.6609**	**76.6609**	**7.2000e-004**	**0.0000**	**76.6759**

3.3 Installation - 2030

Unmitigated Construction On-Site

	ROG	NOx	CO	SO2	Fugitive PM10	Exhaust PM10	PM10 Total	Fugitive PM2.5	Exhaust PM2.5	PM2.5 Total	Bio- CO2	NBio- CO2	Total CO2	CH4	N2O	CO2e
Category	tons/yr										MT/yr					
Off-Road	0.0410	0.2605	0.4786	9.5000e-004		4.8300e-003	4.8300e-003		4.8300e-003	4.8300e-003	0.0000	79.0576	79.0576	3.3100e-003	0.0000	79.1271
Total	**0.0410**	**0.2605**	**0.4786**	**9.5000e-004**		**4.8300e-003**	**4.8300e-003**		**4.8300e-003**	**4.8300e-003**	**0.0000**	**79.0576**	**79.0576**	**3.3100e-003**	**0.0000**	**79.1271**

Unmitigated Construction Off-Site

	ROG	NOx	CO	SO2	Fugitive PM10	Exhaust PM10	PM10 Total	Fugitive PM2.5	Exhaust PM2.5	PM2.5 Total	Bio- CO2	NBio- CO2	Total CO2	CH4	N2O	CO2e
Category	tons/yr										MT/yr					
Hauling	0.0000	0.0000	0.0000	0.0000	0.0000	0.0000	0.0000	0.0000	0.0000	0.0000	0.0000	0.0000	0.0000	0.0000	0.0000	0.0000
Vendor	1.3300e-003	7.7100e-003	0.0186	5.0000e-005	1.4100e-003	1.8000e-004	1.5900e-003	4.0000e-004	1.7000e-004	5.7000e-004	0.0000	4.3054	4.3054	3.0000e-005	0.0000	4.3061
Worker	1.0900e-003	1.3800e-003	0.0131	6.0000e-005	5.2000e-003	4.0000e-005	5.2400e-003	1.3800e-003	4.0000e-005	1.4200e-003	0.0000	3.6951	3.6951	1.5000e-004	0.0000	3.6982
Total	**2.4200e-003**	**9.0900e-003**	**0.0317**	**1.1000e-004**	**6.6100e-003**	**2.2000e-004**	**6.8300e-003**	**1.7800e-003**	**2.1000e-004**	**1.9900e-003**	**0.0000**	**8.0005**	**8.0005**	**1.8000e-004**	**0.0000**	**8.0042**

Mitigated Construction On-Site

	ROG	NOx	CO	SO2	Fugitive PM10	Exhaust PM10	PM10 Total	Fugitive PM2.5	Exhaust PM2.5	PM2.5 Total	Bio- CO2	NBio- CO2	Total CO2	CH4	N2O	CO2e
Category	tons/yr										MT/yr					
Off-Road	0.0410	0.2605	0.4786	9.5000e-004		4.8300e-003	4.8300e-003		4.8300e-003	4.8300e-003	0.0000	79.0575	79.0575	3.3100e-003	0.0000	79.1270
Total	**0.0410**	**0.2605**	**0.4786**	**9.5000e-004**		**4.8300e-003**	**4.8300e-003**		**4.8300e-003**	**4.8300e-003**	**0.0000**	**79.0575**	**79.0575**	**3.3100e-003**	**0.0000**	**79.1270**

Mitigated Construction Off-Site

	ROG	NOx	CO	SO2	Fugitive PM10	Exhaust PM10	PM10 Total	Fugitive PM2.5	Exhaust PM2.5	PM2.5 Total	Bio- CO2	NBio- CO2	Total CO2	CH4	N2O	CO2e
Category	tons/yr										MT/yr					
Hauling	0.0000	0.0000	0.0000	0.0000	0.0000	0.0000	0.0000	0.0000	0.0000	0.0000	0.0000	0.0000	0.0000	0.0000	0.0000	0.0000
Vendor	1.3300e-003	7.7100e-003	0.0186	5.0000e-005	1.4100e-003	1.8000e-004	1.5900e-003	4.0000e-004	1.7000e-004	5.7000e-004	0.0000	4.3054	4.3054	3.0000e-005	0.0000	4.3061
Worker	1.0900e-003	1.3800e-003	0.0131	6.0000e-005	5.2000e-003	4.0000e-005	5.2400e-003	1.3800e-003	4.0000e-005	1.4200e-003	0.0000	3.6951	3.6951	1.5000e-004	0.0000	3.6982
Total	**2.4200e-003**	**9.0900e-003**	**0.0317**	**1.1000e-004**	**6.6100e-003**	**2.2000e-004**	**6.8300e-003**	**1.7800e-003**	**2.1000e-004**	**1.9900e-003**	**0.0000**	**8.0005**	**8.0005**	**1.8000e-004**	**0.0000**	**8.0042**

3.3 Installation - 2031

Unmitigated Construction On-Site

	ROG	NOx	CO	SO2	Fugitive PM10	Exhaust PM10	PM10 Total	Fugitive PM2.5	Exhaust PM2.5	PM2.5 Total	Bio- CO2	NBio- CO2	Total CO2	CH4	N2O	CO2e
Category	tons/yr										MT/yr					
Off-Road	0.1385	0.8793	1.6154	3.1900e-003		0.0163	0.0163		0.0163	0.0163	0.0000	266.8193	266.8193	0.0112	0.0000	267.0541
Total	**0.1385**	**0.8793**	**1.6154**	**3.1900e-003**		**0.0163**	**0.0163**		**0.0163**	**0.0163**	**0.0000**	**266.8193**	**266.8193**	**0.0112**	**0.0000**	**267.0541**

Unmitigated Construction Off-Site

	ROG	NOx	CO	SO2	Fugitive PM10	Exhaust PM10	PM10 Total	Fugitive PM2.5	Exhaust PM2.5	PM2.5 Total	Bio- CO2	NBio- CO2	Total CO2	CH4	N2O	CO2e
Category	tons/yr										MT/yr					

Hauling	0.0000	0.0000	0.0000	0.0000	0.0000	0.0000	0.0000	0.0000	0.0000	0.0000	0.0000	0.0000	0.0000	0.0000	0.0000	0.0000
Vendor	4.4300e-003	0.0259	0.0624	1.7000e-004	4.7400e-003	6.1000e-004	5.3500e-003	1.3600e-003	5.6000e-004	1.9200e-003	0.0000	14.5300	14.5300	1.0000e-004	0.0000	14.5321
Worker	3.5700e-003	4.5500e-003	0.0432	2.2000e-004	0.0175	1.4000e-004	0.0177	4.6600e-003	1.3000e-004	4.7900e-003	0.0000	12.4101	12.4101	4.9000e-004	0.0000	12.4205
Total	**8.0000e-003**	**0.0305**	**0.1057**	**3.9000e-004**	**0.0223**	**7.5000e-004**	**0.0230**	**6.0200e-003**	**6.9000e-004**	**6.7100e-003**	**0.0000**	**26.9401**	**26.9401**	**5.9000e-004**	**0.0000**	**26.9527**

Mitigated Construction On-Site

	ROG	NOx	CO	SO2	Fugitive PM10	Exhaust PM10	PM10 Total	Fugitive PM2.5	Exhaust PM2.5	PM2.5 Total	Bio- CO2	NBio- CO2	Total CO2	CH4	N2O	CO2e
Category	tons/yr										MT/yr					
Off-Road	0.1385	0.8793	1.6154	3.1900e-003		0.0163	0.0163		0.0163	0.0163	0.0000	266.8190	266.8190	0.0112	0.0000	267.0537
Total	**0.1385**	**0.8793**	**1.6154**	**3.1900e-003**		**0.0163**	**0.0163**		**0.0163**	**0.0163**	**0.0000**	**266.8190**	**266.8190**	**0.0112**	**0.0000**	**267.0537**

Mitigated Construction Off-Site

	ROG	NOx	CO	SO2	Fugitive PM10	Exhaust PM10	PM10 Total	Fugitive PM2.5	Exhaust PM2.5	PM2.5 Total	Bio- CO2	NBio- CO2	Total CO2	CH4	N2O	CO2e
Category	tons/yr										MT/yr					
Hauling	0.0000	0.0000	0.0000	0.0000	0.0000	0.0000	0.0000	0.0000	0.0000	0.0000	0.0000	0.0000	0.0000	0.0000	0.0000	0.0000
Vendor	4.4300e-003	0.0259	0.0624	1.7000e-004	4.7400e-003	6.1000e-004	5.3500e-003	1.3600e-003	5.6000e-004	1.9200e-003	0.0000	14.5300	14.5300	1.0000e-004	0.0000	14.5321
Worker	3.5700e-003	4.5500e-003	0.0432	2.2000e-004	0.0175	1.4000e-004	0.0177	4.6600e-003	1.3000e-004	4.7900e-003	0.0000	12.4101	12.4101	4.9000e-004	0.0000	12.4205
Total	**8.0000e-003**	**0.0305**	**0.1057**	**3.9000e-004**	**0.0223**	**7.5000e-004**	**0.0230**	**6.0200e-003**	**6.9000e-004**	**6.7100e-003**	**0.0000**	**26.9401**	**26.9401**	**5.9000e-004**	**0.0000**	**26.9527**

3.4 Paving - 2031

Unmitigated Construction On-Site

	ROG	NOx	CO	SO2	Fugitive PM10	Exhaust PM10	PM10 Total	Fugitive PM2.5	Exhaust PM2.5	PM2.5 Total	Bio- CO2	NBio- CO2	Total CO2	CH4	N2O	CO2e
Category	tons/yr										MT/yr					
Off-Road	6.4400e-003	0.0332	0.0737	1.3000e-004		1.5400e-003	1.5400e-003		1.5400e-003	1.5400e-003	0.0000	11.2037	11.2037	5.3000e-004	0.0000	11.2147
Paving	0.0000					0.0000	0.0000		0.0000	0.0000	0.0000	0.0000	0.0000	0.0000	0.0000	0.0000
Total	**6.4400e-003**	**0.0332**	**0.0737**	**1.3000e-004**		**1.5400e-003**	**1.5400e-003**		**1.5400e-003**	**1.5400e-003**	**0.0000**	**11.2037**	**11.2037**	**5.3000e-004**	**0.0000**	**11.2147**

Unmitigated Construction Off-Site

	ROG	NOx	CO	SO2	Fugitive PM10	Exhaust PM10	PM10 Total	Fugitive PM2.5	Exhaust PM2.5	PM2.5 Total	Bio- CO2	NBio- CO2	Total CO2	CH4	N2O	CO2e
Category	tons/yr										MT/yr					
Hauling	0.0000	0.0000	0.0000	0.0000	0.0000	0.0000	0.0000	0.0000	0.0000	0.0000	0.0000	0.0000	0.0000	0.0000	0.0000	0.0000
Vendor	1.2000e-004	6.8000e-004	1.6300e-003	0.0000	1.2000e-004	2.0000e-005	1.4000e-004	4.0000e-005	1.0000e-005	5.0000e-005	0.0000	0.3787	0.3787	0.0000	0.0000	0.3788
Worker	1.2000e-004	1.6000e-004	1.5000e-003	1.0000e-005	6.1000e-004	0.0000	6.1000e-004	1.6000e-004	0.0000	1.7000e-004	0.0000	0.4313	0.4313	2.0000e-005	0.0000	0.4316
Total	**2.4000e-004**	**8.4000e-004**	**3.1300e-003**	**1.0000e-005**	**7.3000e-004**	**2.0000e-005**	**7.5000e-004**	**2.0000e-004**	**1.0000e-005**	**2.2000e-004**	**0.0000**	**0.8100**	**0.8100**	**2.0000e-005**	**0.0000**	**0.8104**

Mitigated Construction On-Site

	ROG	NOx	CO	SO2	Fugitive PM10	Exhaust PM10	PM10 Total	Fugitive PM2.5	Exhaust PM2.5	PM2.5 Total	Bio- CO2	NBio- CO2	Total CO2	CH4	N2O	CO2e
Category	tons/yr										MT/yr					
Off-Road	6.4400e-003	0.0332	0.0737	1.3000e-004		1.5400e-003	1.5400e-003		1.5400e-003	1.5400e-003	0.0000	11.2037	11.2037	5.3000e-004	0.0000	11.2147
Paving	0.0000					0.0000	0.0000		0.0000	0.0000	0.0000	0.0000	0.0000	0.0000	0.0000	0.0000
Total	**6.4400e-003**	**0.0332**	**0.0737**	**1.3000e-004**		**1.5400e-003**	**1.5400e-003**		**1.5400e-003**	**1.5400e-003**	**0.0000**	**11.2037**	**11.2037**	**5.3000e-004**	**0.0000**	**11.2147**

Mitigated Construction Off-Site

	ROG	NOx	CO	SO2	Fugitive PM10	Exhaust PM10	PM10 Total	Fugitive PM2.5	Exhaust PM2.5	PM2.5 Total	Bio- CO2	NBio- CO2	Total CO2	CH4	N2O	CO2e
Category	tons/yr										MT/yr					
Hauling	0.0000	0.0000	0.0000	0.0000	0.0000	0.0000	0.0000	0.0000	0.0000	0.0000	0.0000	0.0000	0.0000	0.0000	0.0000	0.0000
Vendor	1.2000e-004	6.8000e-004	1.6300e-003	0.0000	1.2000e-004	2.0000e-005	1.4000e-004	4.0000e-005	1.0000e-005	5.0000e-005	0.0000	0.3787	0.3787	0.0000	0.0000	0.3788
Worker	1.2000e-004	1.6000e-004	1.5000e-003	1.0000e-005	6.1000e-004	0.0000	6.1000e-004	1.6000e-004	0.0000	1.7000e-004	0.0000	0.4313	0.4313	2.0000e-005	0.0000	0.4316
Total	**2.4000e-004**	**8.4000e-004**	**3.1300e-003**	**1.0000e-005**	**7.3000e-004**	**2.0000e-005**	**7.5000e-004**	**2.0000e-004**	**1.0000e-005**	**2.2000e-004**	**0.0000**	**0.8100**	**0.8100**	**2.0000e-005**	**0.0000**	**0.8104**

3.4 Paving - 2032

Unmitigated Construction On-Site

	ROG	NOx	CO	SO2	Fugitive PM10	Exhaust PM10	PM10 Total	Fugitive PM2.5	Exhaust PM2.5	PM2.5 Total	Bio- CO2	NBio- CO2	Total CO2	CH4	N2O	CO2e
Category	tons/yr										MT/yr					
Off-Road	3.7300e-003	0.0192	0.0427	8.0000e-005		8.9000e-004	8.9000e-004		8.9000e-004	8.9000e-004	0.0000	6.4863	6.4863	3.0000e-004	0.0000	6.4927

Paving	0.0000					0.0000	0.0000		0.0000	0.0000	0.0000	0.0000	0.0000	0.0000	0.0000	0.0000
Total	**3.7300e-003**	**0.0192**	**0.0427**	**8.0000e-005**		**8.9000e-004**	**8.9000e-004**		**8.9000e-004**	**8.9000e-004**	**0.0000**	**6.4863**	**6.4863**	**3.0000e-004**	**0.0000**	**6.4927**

Unmitigated Construction Off-Site

	ROG	NOx	CO	SO2	Fugitive PM10	Exhaust PM10	PM10 Total	Fugitive PM2.5	Exhaust PM2.5	PM2.5 Total	Bio- CO2	NBio- CO2	Total CO2	CH4	N2O	CO2e
Category	tons/yr										MT/yr					
Hauling	0.0000	0.0000	0.0000	0.0000	0.0000	0.0000	0.0000	0.0000	0.0000	0.0000	0.0000	0.0000	0.0000	0.0000	0.0000	0.0000
Vendor	7.0000e-005	3.9000e-004	9.4000e-004	0.0000	7.0000e-005	1.0000e-005	8.0000e-005	2.0000e-005	1.0000e-005	3.0000e-005	0.0000	0.2192	0.2192	0.0000	0.0000	0.2193
Worker	7.0000e-005	9.0000e-005	8.5000e-004	0.0000	3.5000e-004	0.0000	3.6000e-004	9.0000e-005	0.0000	1.0000e-004	0.0000	0.2487	0.2487	1.0000e-005	0.0000	0.2489
Total	**1.4000e-004**	**4.8000e-004**	**1.7900e-003**	**0.0000**	**4.2000e-004**	**1.0000e-005**	**4.4000e-004**	**1.1000e-004**	**1.0000e-005**	**1.3000e-004**	**0.0000**	**0.4679**	**0.4679**	**1.0000e-005**	**0.0000**	**0.4681**

Mitigated Construction On-Site

	ROG	NOx	CO	SO2	Fugitive PM10	Exhaust PM10	PM10 Total	Fugitive PM2.5	Exhaust PM2.5	PM2.5 Total	Bio- CO2	NBio- CO2	Total CO2	CH4	N2O	CO2e
Category	tons/yr										MT/yr					
Off-Road	3.7300e-003	0.0192	0.0427	8.0000e-005		8.9000e-004	8.9000e-004		8.9000e-004	8.9000e-004	0.0000	6.4863	6.4863	3.0000e-004	0.0000	6.4927
Paving	0.0000					0.0000	0.0000		0.0000	0.0000	0.0000	0.0000	0.0000	0.0000	0.0000	0.0000
Total	**3.7300e-003**	**0.0192**	**0.0427**	**8.0000e-005**		**8.9000e-004**	**8.9000e-004**		**8.9000e-004**	**8.9000e-004**	**0.0000**	**6.4863**	**6.4863**	**3.0000e-004**	**0.0000**	**6.4927**

Mitigated Construction Off-Site

	ROG	NOx	CO	SO2	Fugitive PM10	Exhaust PM10	PM10 Total	Fugitive PM2.5	Exhaust PM2.5	PM2.5 Total	Bio- CO2	NBio- CO2	Total CO2	CH4	N2O	CO2e
Category	tons/yr										MT/yr					
Hauling	0.0000	0.0000	0.0000	0.0000	0.0000	0.0000	0.0000	0.0000	0.0000	0.0000	0.0000	0.0000	0.0000	0.0000	0.0000	0.0000
Vendor	7.0000e-005	3.9000e-004	9.4000e-004	0.0000	7.0000e-005	1.0000e-005	8.0000e-005	2.0000e-005	1.0000e-005	3.0000e-005	0.0000	0.2192	0.2192	0.0000	0.0000	0.2193
Worker	7.0000e-005	9.0000e-005	8.5000e-004	0.0000	3.5000e-004	0.0000	3.6000e-004	9.0000e-005	0.0000	1.0000e-004	0.0000	0.2487	0.2487	1.0000e-005	0.0000	0.2489
Total	**1.4000e-004**	**4.8000e-004**	**1.7900e-003**	**0.0000**	**4.2000e-004**	**1.0000e-005**	**4.4000e-004**	**1.1000e-004**	**1.0000e-005**	**1.3000e-004**	**0.0000**	**0.4679**	**0.4679**	**1.0000e-005**	**0.0000**	**0.4681**

4.0 Operational Detail - Mobile

4.1 Mitigation Measures Mobile

	ROG	NOx	CO	SO2	Fugitive PM10	Exhaust PM10	PM10 Total	Fugitive PM2.5	Exhaust PM2.5	PM2.5 Total	Bio- CO2	NBio- CO2	Total CO2	CH4	N2O	CO2e
Category	tons/yr										MT/yr					
Mitigated	0.0000	0.0000	0.0000	0.0000	0.0000	0.0000	0.0000	0.0000	0.0000	0.0000	0.0000	0.0000	0.0000	0.0000	0.0000	0.0000
Unmitigated	0.0000	0.0000	0.0000	0.0000	0.0000	0.0000	0.0000	0.0000	0.0000	0.0000	0.0000	0.0000	0.0000	0.0000	0.0000	0.0000

4.2 Trip Summary Information

	Average Daily Trip Rate			Unmitigated	Mitigated
Land Use	Weekday	Saturday	Sunday	Annual VMT	Annual VMT
User Defined Industrial	0.00	0.00	0.00		
Total	0.00	0.00	0.00		

4.3 Trip Type Information

	Miles			Trip %			Trip Purpose %		
Land Use	H-W or C-W	H-S or C-C	H-O or C-NW	H-W or C-W	H-S or C-C	H-O or C-NW	Primary	Diverted	Pass-by
User Defined Industrial	9.50	7.30	7.30	0.00	0.00	0.00	0	0	0

LDA	LDT1	LDT2	MDV	LHD1	LHD2	MHD	HHD	OBUS	UBUS	MCY	SBUS	MH
0.509376	0.073655	0.192210	0.135105	0.037177	0.005354	0.012300	0.020284	0.001820	0.002092	0.006537	0.000620	0.003469

5.0 Energy Detail

4.4 Fleet Mix

Historical Energy Use: N

5.1 Mitigation Measures Energy

	ROG	NOx	CO	SO2	Fugitive PM10	Exhaust PM10	PM10 Total	Fugitive PM2.5	Exhaust PM2.5	PM2.5 Total	Bio- CO2	NBio- CO2	Total CO2	CH4	N2O	CO2e
Category	tons/yr										MT/yr					
Electricity Mitigated						0.0000	0.0000		0.0000	0.0000	0.0000	0.0000	0.0000	0.0000	0.0000	0.0000
Electricity Unmitigated						0.0000	0.0000		0.0000	0.0000	0.0000	0.0000	0.0000	0.0000	0.0000	0.0000
NaturalGas Mitigated	0.0000	0.0000	0.0000	0.0000		0.0000	0.0000		0.0000	0.0000	0.0000	0.0000	0.0000	0.0000	0.0000	0.0000
NaturalGas Unmitigated	0.0000	0.0000	0.0000	0.0000		0.0000	0.0000		0.0000	0.0000	0.0000	0.0000	0.0000	0.0000	0.0000	0.0000

5.2 Energy by Land Use - NaturalGas

Unmitigated

	NaturalGas Use	ROG	NOx	CO	SO2	Fugitive PM10	Exhaust PM10	PM10 Total	Fugitive PM2.5	Exhaust PM2.5	PM2.5 Total	Bio- CO2	NBio- CO2	Total CO2	CH4	N2O	CO2e
Land Use	kBTU/yr	tons/yr										MT/yr					
User Defined Industrial	0	0.0000	0.0000	0.0000	0.0000		0.0000	0.0000		0.0000	0.0000	0.0000	0.0000	0.0000	0.0000	0.0000	0.0000
Total		**0.0000**	**0.0000**	**0.0000**	**0.0000**		**0.0000**	**0.0000**		**0.0000**	**0.0000**	**0.0000**	**0.0000**	**0.0000**	**0.0000**	**0.0000**	**0.0000**

Mitigated

	NaturalGas Use	ROG	NOx	CO	SO2	Fugitive PM10	Exhaust PM10	PM10 Total	Fugitive PM2.5	Exhaust PM2.5	PM2.5 Total	Bio- CO2	NBio- CO2	Total CO2	CH4	N2O	CO2e
Land Use	kBTU/yr	tons/yr										MT/yr					
User Defined Industrial	0	0.0000	0.0000	0.0000	0.0000		0.0000	0.0000		0.0000	0.0000	0.0000	0.0000	0.0000	0.0000	0.0000	0.0000
Total		**0.0000**	**0.0000**	**0.0000**	**0.0000**		**0.0000**	**0.0000**		**0.0000**	**0.0000**	**0.0000**	**0.0000**	**0.0000**	**0.0000**	**0.0000**	**0.0000**

5.3 Energy by Land Use - Electricity

Unmitigated

	Electricity Use	Total CO2	CH4	N2O	CO2e
Land Use	kWh/yr	MT/yr			
User Defined Industrial	0	0.0000	0.0000	0.0000	0.0000
Total		**0.0000**	**0.0000**	**0.0000**	**0.0000**

Mitigated

	Electricity Use	Total CO2	CH4	N2O	CO2e
Land Use	kWh/yr	MT/yr			
User Defined Industrial	0	0.0000	0.0000	0.0000	0.0000
Total		**0.0000**	**0.0000**	**0.0000**	**0.0000**

6.0 Area Detail

6.1 Mitigation Measures Area

	ROG	NOx	CO	SO2	Fugitive PM10	Exhaust PM10	PM10 Total	Fugitive PM2.5	Exhaust PM2.5	PM2.5 Total	Bio- CO2	NBio- CO2	Total CO2	CH4	N2O	CO2e
Category	tons/yr										MT/yr					
Mitigated	0.0000	0.0000	1.0000e-005	0.0000		0.0000	0.0000		0.0000	0.0000	0.0000	2.0000e-005	2.0000e-005	0.0000	0.0000	2.0000e-005
Unmitigated	0.0000	0.0000	1.0000e-005	0.0000		0.0000	0.0000		0.0000	0.0000	0.0000	2.0000e-005	2.0000e-005	0.0000	0.0000	2.0000e-005

6.2 Area by SubCategory

Unmitigated

	ROG	NOx	CO	SO2	Fugitive PM10	Exhaust PM10	PM10 Total	Fugitive PM2.5	Exhaust PM2.5	PM2.5 Total	Bio- CO2	NBio- CO2	Total CO2	CH4	N2O	CO2e
SubCategory	tons/yr										MT/yr					
Architectural Coating	0.0000					0.0000	0.0000		0.0000	0.0000	0.0000	0.0000	0.0000	0.0000	0.0000	0.0000
Consumer Products	0.0000					0.0000	0.0000		0.0000	0.0000	0.0000	0.0000	0.0000	0.0000	0.0000	0.0000
Landscaping	0.0000	0.0000	1.0000e-005	0.0000		0.0000	0.0000		0.0000	0.0000	0.0000	2.0000e-005	2.0000e-005	0.0000	0.0000	2.0000e-005
Total	**0.0000**	**0.0000**	**1.0000e-005**	**0.0000**		**0.0000**	**0.0000**		**0.0000**	**0.0000**	**0.0000**	**2.0000e-005**	**2.0000e-005**	**0.0000**	**0.0000**	**2.0000e-005**

Mitigated

	ROG	NOx	CO	SO2	Fugitive PM10	Exhaust PM10	PM10 Total	Fugitive PM2.5	Exhaust PM2.5	PM2.5 Total	Bio- CO2	NBio- CO2	Total CO2	CH4	N2O	CO2e
SubCategory	tons/yr										MT/yr					
Architectural Coating	0.0000					0.0000	0.0000		0.0000	0.0000	0.0000	0.0000	0.0000	0.0000	0.0000	0.0000
Consumer Products	0.0000					0.0000	0.0000		0.0000	0.0000	0.0000	0.0000	0.0000	0.0000	0.0000	0.0000
Landscaping	0.0000	0.0000	1.0000e-005	0.0000		0.0000	0.0000		0.0000	0.0000	0.0000	2.0000e-005	2.0000e-005	0.0000	0.0000	2.0000e-005
Total	**0.0000**	**0.0000**	**1.0000e-005**	**0.0000**		**0.0000**	**0.0000**		**0.0000**	**0.0000**	**0.0000**	**2.0000e-005**	**2.0000e-005**	**0.0000**	**0.0000**	**2.0000e-005**

7.0 Water Detail

7.1 Mitigation Measures Water

	Total CO2	CH4	N2O	CO2e
Category	MT/yr			
Mitigated	0.0000	0.0000	0.0000	0.0000
Unmitigated	0.0000	0.0000	0.0000	0.0000

7.2 Water by Land Use

Unmitigated

	Indoor/Outdoor Use	Total CO2	CH4	N2O	CO2e
Land Use	Mgal	MT/yr			
User Defined Industrial	0 / 0	0.0000	0.0000	0.0000	0.0000
Total		**0.0000**	**0.0000**	**0.0000**	**0.0000**

Mitigated

	Indoor/Outdoor Use	Total CO2	CH4	N2O	CO2e
Land Use	Mgal	MT/yr			
User Defined Industrial	0 / 0	0.0000	0.0000	0.0000	0.0000
Total		**0.0000**	**0.0000**	**0.0000**	**0.0000**

8.0 Waste Detail

8.1 Mitigation Measures Waste

Category/Year

	Total CO2	CH4	N2O	CO2e
	MT/yr			
Mitigated	0.0000	0.0000	0.0000	0.0000
Unmitigated	0.0000	0.0000	0.0000	0.0000

8.2 Waste by Land Use

Unmitigated

	Waste Disposed	Total CO2	CH4	N2O	CO2e
Land Use	tons	MT/yr			
User Defined Industrial	0	0.0000	0.0000	0.0000	0.0000
Total		**0.0000**	**0.0000**	**0.0000**	**0.0000**

Mitigated

	Waste Disposed	Total CO2	CH4	N2O	CO2e
Land Use	tons	MT/yr			
User Defined Industrial	0	0.0000	0.0000	0.0000	0.0000
Total		**0.0000**	**0.0000**	**0.0000**	**0.0000**

9.0 Operational Offroad

Equipment Type	Number	Hours/Day	Days/Year	Horse Power	Load Factor	Fuel Type

10.0 Vegetation

SB Solids Processing Facility

San Diego County, Annual

1.0 Project Characteristics

1.1 Land Usage

Land Uses	Size	Metric	Lot Acreage	Floor Surface Area	Population
User Defined Industrial	1.00	User Defined Unit	5.00	0.00	0

1.2 Other Project Characteristics

Urbanization	Urban	**Wind Speed (m/s)**	2.6	**Precipitation Freq (Days)**	40
Climate Zone	13			**Operational Year**	2014
Utility Company	San Diego Gas & Electric				
CO2 Intensity (lb/MWhr)	720.49	**CH4 Intensity (lb/MWhr)**	0.029	**N2O Intensity (lb/MWhr)**	0.006

1.3 User Entered Comments & Non-Default Data

Project Characteristics -

Land Use - project specific lot acreage

Construction Phase - project specific schedule

Off-road Equipment - project specific equipment

Off-road Equipment - project specific equipment

Off-road Equipment - project specific equipment

Off-road Equipment - project specific equipment

Trips and VMT - assumed CalEEMod default of 1.25 worker per equipment for building construction

Grading - project specific size

Table Name	Column Name	Default Value	New Value
tblConstructionPhase	NumDays	230.00	553.00

tblConstructionPhase	NumDays	8.00	30.00
tblConstructionPhase	NumDays	18.00	30.00
tblConstructionPhase	NumDays	5.00	30.00
tblGrading	AcresOfGrading	0.00	5.00
tblGrading	MaterialExported	0.00	160.00
tblLandUse	LotAcreage	0.00	5.00
tblOffRoadEquipment	OffRoadEquipmentUnitAmount	3.00	1.00
tblOffRoadEquipment	OffRoadEquipmentUnitAmount	2.00	1.00
tblOffRoadEquipment	OffRoadEquipmentUnitAmount	2.00	1.00
tblOffRoadEquipment	OffRoadEquipmentUnitAmount	3.00	1.00
tblOffRoadEquipment	OffRoadEquipmentUnitAmount	3.00	2.00
tblOffRoadEquipment	OffRoadEquipmentUnitAmount	3.00	2.00
tblOffRoadEquipment	OffRoadEquipmentUnitAmount	4.00	1.00
tblOffRoadEquipment	OffRoadEquipmentUnitAmount	1.00	2.00
tblTripsAndVMT	HaulingTripNumber	20.00	300.00
tblTripsAndVMT	VendorTripNumber	0.00	6.00
tblTripsAndVMT	VendorTripNumber	0.00	4.00
tblTripsAndVMT	VendorTripNumber	0.00	2.00
tblTripsAndVMT	WorkerTripNumber	0.00	18.00

2.0 Emissions Summary

2.1 Overall Construction

Unmitigated Construction

	ROG	NOx	CO	SO2	Fugitive PM10	Exhaust PM10	PM10 Total	Fugitive PM2.5	Exhaust PM2.5	PM2.5 Total	Bio- CO2	NBio- CO2	Total CO2	CH4	N2O	CO2e
Year	tons/yr										MT/yr					
2029	0.0657	0.5619	0.7081	1.3100e-003	0.1929	0.0231	0.2160	0.1022	0.0216	0.1238	0.0000	110.3443	110.3443	0.0240	0.0000	110.8489

2030	0.1559	0.9681	1.8274	3.7800e-003	0.0222	0.0181	0.0403	5.9800e-003	0.0181	0.0240	0.0000	310.3830	310.3830	0.0126	0.0000	310.6480
2031	0.1495	0.9214	1.7510	3.6200e-003	0.0211	0.0180	0.0391	5.6800e-003	0.0180	0.0236	0.0000	296.9531	296.9531	0.0121	0.0000	297.2073
2032	2.9500e-003	0.0139	0.0334	6.0000e-005	2.9000e-004	7.1000e-004	1.0000e-003	8.0000e-005	7.0000e-004	7.8000e-004	0.0000	5.3407	5.3407	2.4000e-004	0.0000	5.3457
Total	**0.3741**	**2.4653**	**4.3199**	**8.7700e-003**	**0.2365**	**0.0599**	**0.2964**	**0.1139**	**0.0583**	**0.1722**	**0.0000**	**723.0210**	**723.0210**	**0.0490**	**0.0000**	**724.0499**

Mitigated Construction

	ROG	NOx	CO	SO2	Fugitive PM10	Exhaust PM10	PM10 Total	Fugitive PM2.5	Exhaust PM2.5	PM2.5 Total	Bio- CO2	NBio- CO2	Total CO2	CH4	N2O	CO2e
Year	tons/yr										MT/yr					
2029	0.0657	0.5619	0.7081	1.3100e-003	0.1929	0.0231	0.2160	0.1022	0.0216	0.1238	0.0000	110.3441	110.3441	0.0240	0.0000	110.8488
2030	0.1559	0.9681	1.8274	3.7800e-003	0.0222	0.0181	0.0403	5.9800e-003	0.0181	0.0240	0.0000	310.3827	310.3827	0.0126	0.0000	310.6477
2031	0.1495	0.9214	1.7510	3.6200e-003	0.0211	0.0180	0.0391	5.6800e-003	0.0180	0.0236	0.0000	296.9527	296.9527	0.0121	0.0000	297.2070
2032	2.9500e-003	0.0139	0.0334	6.0000e-005	2.9000e-004	7.1000e-004	1.0000e-003	8.0000e-005	7.0000e-004	7.8000e-004	0.0000	5.3407	5.3407	2.4000e-004	0.0000	5.3457
Total	**0.3741**	**2.4653**	**4.3199**	**8.7700e-003**	**0.2365**	**0.0599**	**0.2964**	**0.1139**	**0.0583**	**0.1722**	**0.0000**	**723.0202**	**723.0202**	**0.0490**	**0.0000**	**724.0491**

	ROG	**NOx**	**CO**	**SO2**	**Fugitive PM10**	**Exhaust PM10**	**PM10 Total**	**Fugitive PM2.5**	**Exhaust PM2.5**	**PM2.5 Total**	**Bio- CO2**	**NBio-CO2**	**Total CO2**	**CH4**	**N20**	**CO2e**
Percent Reduction	**0.00**	**0.00**	**0.00**	**0.00**	**0.00**	**0.00**	**0.00**	**0.00**	**0.00**	**0.00**	**0.00**	**0.00**	**0.00**	**0.00**	**0.00**	**0.00**

2.2 Overall Operational

Unmitigated Operational

	ROG	NOx	CO	SO2	Fugitive PM10	Exhaust PM10	PM10 Total	Fugitive PM2.5	Exhaust PM2.5	PM2.5 Total	Bio- CO2	NBio- CO2	Total CO2	CH4	N2O	CO2e

Category	tons/yr										MT/yr					
Area	0.0000	0.0000	1.0000e-005	0.0000		0.0000	0.0000		0.0000	0.0000	0.0000	2.0000e-005	2.0000e-005	0.0000	0.0000	2.0000e-005
Energy	0.0000	0.0000	0.0000	0.0000		0.0000	0.0000		0.0000	0.0000	0.0000	0.0000	0.0000	0.0000	0.0000	0.0000
Mobile	0.0000	0.0000	0.0000	0.0000	0.0000	0.0000	0.0000	0.0000	0.0000	0.0000	0.0000	0.0000	0.0000	0.0000	0.0000	0.0000
Waste						0.0000	0.0000		0.0000	0.0000	0.0000	0.0000	0.0000	0.0000	0.0000	0.0000
Water						0.0000	0.0000		0.0000	0.0000	0.0000	0.0000	0.0000	0.0000	0.0000	0.0000
Total	**0.0000**	**0.0000**	**1.0000e-005**	**0.0000**	**0.0000**	**0.0000**	**0.0000**	**0.0000**	**0.0000**	**0.0000**	**0.0000**	**2.0000e-005**	**2.0000e-005**	**0.0000**	**0.0000**	**2.0000e-005**

Mitigated Operational

	ROG	NOx	CO	SO2	Fugitive PM10	Exhaust PM10	PM10 Total	Fugitive PM2.5	Exhaust PM2.5	PM2.5 Total	Bio- CO2	NBio- CO2	Total CO2	CH4	N2O	CO2e
Category	tons/yr										MT/yr					
Area	0.0000	0.0000	1.0000e-005	0.0000		0.0000	0.0000		0.0000	0.0000	0.0000	2.0000e-005	2.0000e-005	0.0000	0.0000	2.0000e-005
Energy	0.0000	0.0000	0.0000	0.0000		0.0000	0.0000		0.0000	0.0000	0.0000	0.0000	0.0000	0.0000	0.0000	0.0000
Mobile	0.0000	0.0000	0.0000	0.0000	0.0000	0.0000	0.0000	0.0000	0.0000	0.0000	0.0000	0.0000	0.0000	0.0000	0.0000	0.0000
Waste						0.0000	0.0000		0.0000	0.0000	0.0000	0.0000	0.0000	0.0000	0.0000	0.0000
Water						0.0000	0.0000		0.0000	0.0000	0.0000	0.0000	0.0000	0.0000	0.0000	0.0000
Total	**0.0000**	**0.0000**	**1.0000e-005**	**0.0000**	**0.0000**	**0.0000**	**0.0000**	**0.0000**	**0.0000**	**0.0000**	**0.0000**	**2.0000e-005**	**2.0000e-005**	**0.0000**	**0.0000**	**2.0000e-005**

	ROG	**NOx**	**CO**	**SO2**	**Fugitive PM10**	**Exhaust PM10**	**PM10 Total**	**Fugitive PM2.5**	**Exhaust PM2.5**	**PM2.5 Total**	**Bio- CO2**	**NBio-CO2**	**Total CO2**	**CH4**	**N20**	**CO2e**
Percent Reduction	**0.00**	**0.00**	**0.00**	**0.00**	**0.00**	**0.00**	**0.00**	**0.00**	**0.00**	**0.00**	**0.00**	**0.00**	**0.00**	**0.00**	**0.00**	**0.00**

3.0 Construction Detail

Construction Phase

Phase Number	Phase Name	Phase Type	Start Date	End Date	Num Days Week	Num Days	Phase Description
1	Site Preparation	Site Preparation	7/31/2029	9/10/2029	5	30	
2	Grading	Grading	9/11/2029	10/22/2029	5	30	
3	Building Construction	Building Construction	10/23/2029	12/4/2031	5	553	
4	Paving	Paving	12/5/2031	1/15/2032	5	30	

Acres of Grading (Site Preparation Phase): 0

Acres of Grading (Grading Phase): 5

Acres of Paving: 0

Residential Indoor: 0; Residential Outdoor: 0; Non-Residential Indoor: 0; Non-Residential Outdoor: 0 (Architectural Coating – sqft)

OffRoad Equipment

Phase Name	Offroad Equipment Type	Amount	Usage Hours	Horse Power	Load Factor
Site Preparation	Rubber Tired Dozers	1	8.00	255	0.40
Site Preparation	Tractors/Loaders/Backhoes	1	8.00	97	0.37
Grading	Excavators	1	8.00	162	0.38
Grading	Plate Compactors	1	8.00	8	0.43
Grading	Rubber Tired Dozers	1	8.00	255	0.40
Grading	Tractors/Loaders/Backhoes	2	8.00	97	0.37
Building Construction	Cranes	1	7.00	226	0.29
Building Construction	Forklifts	1	8.00	89	0.20
Building Construction	Generator Sets	1	8.00	84	0.74
Building Construction	Tractors/Loaders/Backhoes	2	7.00	97	0.37
Building Construction	Welders	2	8.00	46	0.45
Paving	Pavers	1	8.00	125	0.42
Paving	Paving Equipment	1	8.00	130	0.36

Trips and VMT

Phase Name	Offroad Equipment Count	Worker Trip Number	Vendor Trip Number	Hauling Trip Number	Worker Trip Length	Vendor Trip Length	Hauling Trip Length	Worker Vehicle Class	Vendor Vehicle Class	Hauling Vehicle Class
Site Preparation	2	5.00	6.00	0.00	10.80	7.30	20.00	LD_Mix	HDT_Mix	HHDT
Grading	5	13.00	0.00	300.00	10.80	7.30	20.00	LD_Mix	HDT_Mix	HHDT
Building Construction	7	18.00	4.00	0.00	10.80	7.30	20.00	LD_Mix	HDT_Mix	HHDT
Paving	2	5.00	2.00	0.00	10.80	7.30	20.00	LD_Mix	HDT_Mix	HHDT

3.1 Mitigation Measures Construction

3.2 Site Preparation - 2029

Unmitigated Construction On-Site

	ROG	NOx	CO	SO2	Fugitive PM10	Exhaust PM10	PM10 Total	Fugitive PM2.5	Exhaust PM2.5	PM2.5 Total	Bio- CO2	NBio- CO2	Total CO2	CH4	N2O	CO2e
Category	tons/yr										MT/yr					
Fugitive Dust					0.0903	0.0000	0.0903	0.0497	0.0000	0.0497	0.0000	0.0000	0.0000	0.0000	0.0000	0.0000
Off-Road	0.0119	0.1110	0.1133	1.8000e-004		4.8800e-003	4.8800e-003		4.4900e-003	4.4900e-003	0.0000	15.8385	15.8385	5.1200e-003	0.0000	15.9460
Total	**0.0119**	**0.1110**	**0.1133**	**1.8000e-004**	**0.0903**	**4.8800e-003**	**0.0952**	**0.0497**	**4.4900e-003**	**0.0541**	**0.0000**	**15.8385**	**15.8385**	**5.1200e-003**	**0.0000**	**15.9460**

Unmitigated Construction Off-Site

	ROG	NOx	CO	SO2	Fugitive PM10	Exhaust PM10	PM10 Total	Fugitive PM2.5	Exhaust PM2.5	PM2.5 Total	Bio- CO2	NBio- CO2	Total CO2	CH4	N2O	CO2e
Category	tons/yr										MT/yr					
Hauling	0.0000	0.0000	0.0000	0.0000	0.0000	0.0000	0.0000	0.0000	0.0000	0.0000	0.0000	0.0000	0.0000	0.0000	0.0000	0.0000

Vendor	5.6000e-004	3.2300e-003	7.7900e-003	2.0000e-005	5.9000e-004	7.0000e-005	6.6000e-004	1.7000e-004	7.0000e-005	2.4000e-004	0.0000	1.7937	1.7937	1.0000e-005	0.0000	1.7940
Worker	1.3000e-004	1.6000e-004	1.5500e-003	1.0000e-005	6.0000e-004	0.0000	6.1000e-004	1.6000e-004	0.0000	1.6000e-004	0.0000	0.4302	0.4302	2.0000e-005	0.0000	0.4305
Total	**6.9000e-004**	**3.3900e-003**	**9.3400e-003**	**3.0000e-005**	**1.1900e-003**	**7.0000e-005**	**1.2700e-003**	**3.3000e-004**	**7.0000e-005**	**4.0000e-004**	**0.0000**	**2.2239**	**2.2239**	**3.0000e-005**	**0.0000**	**2.2245**

Mitigated Construction On-Site

	ROG	NOx	CO	SO2	Fugitive PM10	Exhaust PM10	PM10 Total	Fugitive PM2.5	Exhaust PM2.5	PM2.5 Total	Bio- CO2	NBio- CO2	Total CO2	CH4	N2O	CO2e
Category	tons/yr										MT/yr					
Fugitive Dust					0.0903	0.0000	0.0903	0.0497	0.0000	0.0497	0.0000	0.0000	0.0000	0.0000	0.0000	0.0000
Off-Road	0.0119	0.1110	0.1133	1.8000e-004		4.8800e-003	4.8800e-003		4.4900e-003	4.4900e-003	0.0000	15.8385	15.8385	5.1200e-003	0.0000	15.9460
Total	**0.0119**	**0.1110**	**0.1133**	**1.8000e-004**	**0.0903**	**4.8800e-003**	**0.0952**	**0.0497**	**4.4900e-003**	**0.0541**	**0.0000**	**15.8385**	**15.8385**	**5.1200e-003**	**0.0000**	**15.9460**

Mitigated Construction Off-Site

	ROG	NOx	CO	SO2	Fugitive PM10	Exhaust PM10	PM10 Total	Fugitive PM2.5	Exhaust PM2.5	PM2.5 Total	Bio- CO2	NBio- CO2	Total CO2	CH4	N2O	CO2e
Category	tons/yr										MT/yr					
Hauling	0.0000	0.0000	0.0000	0.0000	0.0000	0.0000	0.0000	0.0000	0.0000	0.0000	0.0000	0.0000	0.0000	0.0000	0.0000	0.0000
Vendor	5.6000e-004	3.2300e-003	7.7900e-003	2.0000e-005	5.9000e-004	7.0000e-005	6.6000e-004	1.7000e-004	7.0000e-005	2.4000e-004	0.0000	1.7937	1.7937	1.0000e-005	0.0000	1.7940
Worker	1.3000e-004	1.6000e-004	1.5500e-003	1.0000e-005	6.0000e-004	0.0000	6.1000e-004	1.6000e-004	0.0000	1.6000e-004	0.0000	0.4302	0.4302	2.0000e-005	0.0000	0.4305
Total	**6.9000e-004**	**3.3900e-003**	**9.3400e-003**	**3.0000e-005**	**1.1900e-003**	**7.0000e-005**	**1.2700e-003**	**3.3000e-004**	**7.0000e-005**	**4.0000e-004**	**0.0000**	**2.2239**	**2.2239**	**3.0000e-005**	**0.0000**	**2.2245**

3.3 Grading - 2029

Unmitigated Construction On-Site

	ROG	NOx	CO	SO2	Fugitive PM10	Exhaust PM10	PM10 Total	Fugitive PM2.5	Exhaust PM2.5	PM2.5 Total	Bio- CO2	NBio- CO2	Total CO2	CH4	N2O	CO2e
Category	tons/yr										MT/yr					
Fugitive Dust					0.0930	0.0000	0.0930	0.0499	0.0000	0.0499	0.0000	0.0000	0.0000	0.0000	0.0000	0.0000
Off-Road	0.0170	0.1535	0.2000	3.1000e-004		6.7600e-003	6.7600e-003		6.2300e-003	6.2300e-003	0.0000	27.3988	27.3988	8.7600e-003	0.0000	27.5827
Total	**0.0170**	**0.1535**	**0.2000**	**3.1000e-004**	**0.0930**	**6.7600e-003**	**0.0998**	**0.0499**	**6.2300e-003**	**0.0562**	**0.0000**	**27.3988**	**27.3988**	**8.7600e-003**	**0.0000**	**27.5827**

Unmitigated Construction Off-Site

	ROG	NOx	CO	SO2	Fugitive PM10	Exhaust PM10	PM10 Total	Fugitive PM2.5	Exhaust PM2.5	PM2.5 Total	Bio- CO2	NBio- CO2	Total CO2	CH4	N2O	CO2e
Category	tons/yr										MT/yr					
Hauling	2.1000e-003	0.0154	0.0263	1.1000e-004	2.5600e-003	4.5000e-004	3.0100e-003	7.0000e-004	4.2000e-004	1.1200e-003	0.0000	9.4543	9.4543	7.0000e-005	0.0000	9.4556
Vendor	0.0000	0.0000	0.0000	0.0000	0.0000	0.0000	0.0000	0.0000	0.0000	0.0000	0.0000	0.0000	0.0000	0.0000	0.0000	0.0000
Worker	3.4000e-004	4.3000e-004	4.0400e-003	2.0000e-005	1.5600e-003	1.0000e-005	1.5800e-003	4.2000e-004	1.0000e-005	4.3000e-004	0.0000	1.1184	1.1184	5.0000e-005	0.0000	1.1193
Total	**2.4400e-003**	**0.0158**	**0.0303**	**1.3000e-004**	**4.1200e-003**	**4.6000e-004**	**4.5900e-003**	**1.1200e-003**	**4.3000e-004**	**1.5500e-003**	**0.0000**	**10.5726**	**10.5726**	**1.2000e-004**	**0.0000**	**10.5750**

Mitigated Construction On-Site

	ROG	NOx	CO	SO2	Fugitive PM10	Exhaust PM10	PM10 Total	Fugitive PM2.5	Exhaust PM2.5	PM2.5 Total	Bio- CO2	NBio- CO2	Total CO2	CH4	N2O	CO2e

Category	tons/yr										MT/yr					
Fugitive Dust					0.0930	0.0000	0.0930	0.0499	0.0000	0.0499	0.0000	0.0000	0.0000	0.0000	0.0000	0.0000
Off-Road	0.0170	0.1535	0.2000	3.1000e-004		6.7600e-003	6.7600e-003		6.2300e-003	6.2300e-003	0.0000	27.3988	27.3988	8.7600e-003	0.0000	27.5827
Total	**0.0170**	**0.1535**	**0.2000**	**3.1000e-004**	**0.0930**	**6.7600e-003**	**0.0998**	**0.0499**	**6.2300e-003**	**0.0562**	**0.0000**	**27.3988**	**27.3988**	**8.7600e-003**	**0.0000**	**27.5827**

Mitigated Construction Off-Site

	ROG	NOx	CO	SO2	Fugitive PM10	Exhaust PM10	PM10 Total	Fugitive PM2.5	Exhaust PM2.5	PM2.5 Total	Bio- CO2	NBio- CO2	Total CO2	CH4	N2O	CO2e
Category	tons/yr										MT/yr					
Hauling	2.1000e-003	0.0154	0.0263	1.1000e-004	2.5600e-003	4.5000e-004	3.0100e-003	7.0000e-004	4.2000e-004	1.1200e-003	0.0000	9.4543	9.4543	7.0000e-005	0.0000	9.4556
Vendor	0.0000	0.0000	0.0000	0.0000	0.0000	0.0000	0.0000	0.0000	0.0000	0.0000	0.0000	0.0000	0.0000	0.0000	0.0000	0.0000
Worker	3.4000e-004	4.3000e-004	4.0400e-003	2.0000e-005	1.5600e-003	1.0000e-005	1.5800e-003	4.2000e-004	1.0000e-005	4.3000e-004	0.0000	1.1184	1.1184	5.0000e-005	0.0000	1.1193
Total	**2.4400e-003**	**0.0158**	**0.0303**	**1.3000e-004**	**4.1200e-003**	**4.6000e-004**	**4.5900e-003**	**1.1200e-003**	**4.3000e-004**	**1.5500e-003**	**0.0000**	**10.5726**	**10.5726**	**1.2000e-004**	**0.0000**	**10.5750**

3.4 Building Construction - 2029

Unmitigated Construction On-Site

	ROG	NOx	CO	SO2	Fugitive PM10	Exhaust PM10	PM10 Total	Fugitive PM2.5	Exhaust PM2.5	PM2.5 Total	Bio- CO2	NBio- CO2	Total CO2	CH4	N2O	CO2e
Category	tons/yr										MT/yr					
Off-Road	0.0323	0.2737	0.3371	5.9000e-004		0.0108	0.0108		0.0103	0.0103	0.0000	49.7366	49.7366	9.8900e-003	0.0000	49.9442
Total	**0.0323**	**0.2737**	**0.3371**	**5.9000e-004**		**0.0108**	**0.0108**		**0.0103**	**0.0103**	**0.0000**	**49.7366**	**49.7366**	**9.8900e-003**	**0.0000**	**49.9442**

Unmitigated Construction Off-Site

	ROG	NOx	CO	SO2	Fugitive PM10	Exhaust PM10	PM10 Total	Fugitive PM2.5	Exhaust PM2.5	PM2.5 Total	Bio- CO2	NBio- CO2	Total CO2	CH4	N2O	CO2e
Category	tons/yr										MT/yr					
Hauling	0.0000	0.0000	0.0000	0.0000	0.0000	0.0000	0.0000	0.0000	0.0000	0.0000	0.0000	0.0000	0.0000	0.0000	0.0000	0.0000
Vendor	6.2000e-004	3.5900e-003	8.6600e-003	2.0000e-005	6.5000e-004	8.0000e-005	7.3000e-004	1.9000e-004	8.0000e-005	2.6000e-004	0.0000	1.9930	1.9930	1.0000e-005	0.0000	1.9933
Worker	7.8000e-004	9.9000e-004	9.3200e-003	4.0000e-005	3.6100e-003	3.0000e-005	3.6400e-003	9.6000e-004	3.0000e-005	9.9000e-004	0.0000	2.5809	2.5809	1.1000e-004	0.0000	2.5831
Total	**1.4000e-003**	**4.5800e-003**	**0.0180**	**6.0000e-005**	**4.2600e-003**	**1.1000e-004**	**4.3700e-003**	**1.1500e-003**	**1.1000e-004**	**1.2500e-003**	**0.0000**	**4.5739**	**4.5739**	**1.2000e-004**	**0.0000**	**4.5764**

Mitigated Construction On-Site

	ROG	NOx	CO	SO2	Fugitive PM10	Exhaust PM10	PM10 Total	Fugitive PM2.5	Exhaust PM2.5	PM2.5 Total	Bio- CO2	NBio- CO2	Total CO2	CH4	N2O	CO2e
Category	tons/yr										MT/yr					
Off-Road	0.0323	0.2737	0.3371	5.9000e-004		0.0108	0.0108		0.0103	0.0103	0.0000	49.7365	49.7365	9.8900e-003	0.0000	49.9442
Total	**0.0323**	**0.2737**	**0.3371**	**5.9000e-004**		**0.0108**	**0.0108**		**0.0103**	**0.0103**	**0.0000**	**49.7365**	**49.7365**	**9.8900e-003**	**0.0000**	**49.9442**

Mitigated Construction Off-Site

	ROG	NOx	CO	SO2	Fugitive PM10	Exhaust PM10	PM10 Total	Fugitive PM2.5	Exhaust PM2.5	PM2.5 Total	Bio- CO2	NBio- CO2	Total CO2	CH4	N2O	CO2e
Category	tons/yr										MT/yr					
Hauling	0.0000	0.0000	0.0000	0.0000	0.0000	0.0000	0.0000	0.0000	0.0000	0.0000	0.0000	0.0000	0.0000	0.0000	0.0000	0.0000
Vendor	6.2000e-004	3.5900e-003	8.6600e-003	2.0000e-005	6.5000e-004	8.0000e-005	7.3000e-004	1.9000e-004	8.0000e-005	2.6000e-004	0.0000	1.9930	1.9930	1.0000e-005	0.0000	1.9933
Worker	7.8000e-004	9.9000e-004	9.3200e-003	4.0000e-005	3.6100e-003	3.0000e-005	3.6400e-003	9.6000e-004	3.0000e-005	9.9000e-004	0.0000	2.5809	2.5809	1.1000e-004	0.0000	2.5831
Total	**1.4000e-003**	**4.5800e-003**	**0.0180**	**6.0000e-005**	**4.2600e-003**	**1.1000e-004**	**4.3700e-003**	**1.1500e-003**	**1.1000e-004**	**1.2500e-003**	**0.0000**	**4.5739**	**4.5739**	**1.2000e-004**	**0.0000**	**4.5764**

3.4 Building Construction - 2030

Unmitigated Construction On-Site

	ROG	NOx	CO	SO2	Fugitive PM10	Exhaust PM10	PM10 Total	Fugitive PM2.5	Exhaust PM2.5	PM2.5 Total	Bio- CO2	NBio- CO2	Total CO2	CH4	N2O	CO2e
Category	tons/yr										MT/yr					
Off-Road	0.1487	0.9444	1.7351	3.4300e-003		0.0175	0.0175		0.0175	0.0175	0.0000	286.5837	286.5837	0.0120	0.0000	286.8358
Total	**0.1487**	**0.9444**	**1.7351**	**3.4300e-003**		**0.0175**	**0.0175**		**0.0175**	**0.0175**	**0.0000**	**286.5837**	**286.5837**	**0.0120**	**0.0000**	**286.8358**

Unmitigated Construction Off-Site

	ROG	NOx	CO	SO2	Fugitive PM10	Exhaust PM10	PM10 Total	Fugitive PM2.5	Exhaust PM2.5	PM2.5 Total	Bio- CO2	NBio- CO2	Total CO2	CH4	N2O	CO2e
Category	tons/yr										MT/yr					

Hauling	0.0000	0.0000	0.0000	0.0000	0.0000	0.0000	0.0000	0.0000	0.0000	0.0000	0.0000	0.0000	0.0000	0.0000	0.0000	0.0000
Vendor	3.2000e-003	0.0186	0.0449	1.2000e-004	3.4000e-003	4.3000e-004	3.8300e-003	9.7000e-004	4.0000e-004	1.3700e-003	0.0000	10.4047	10.4047	7.0000e-005	0.0000	10.4063
Worker	3.9400e-003	5.0100e-003	0.0474	2.3000e-004	0.0188	1.5000e-004	0.0190	5.0100e-003	1.4000e-004	5.1400e-003	0.0000	13.3946	13.3946	5.4000e-004	0.0000	13.4059
Total	**7.1400e-003**	**0.0236**	**0.0923**	**3.5000e-004**	**0.0222**	**5.8000e-004**	**0.0228**	**5.9800e-003**	**5.4000e-004**	**6.5100e-003**	**0.0000**	**23.7993**	**23.7993**	**6.1000e-004**	**0.0000**	**23.8122**

Mitigated Construction On-Site

	ROG	NOx	CO	SO2	Fugitive PM10	Exhaust PM10	PM10 Total	Fugitive PM2.5	Exhaust PM2.5	PM2.5 Total	Bio- CO2	NBio- CO2	Total CO2	CH4	N2O	CO2e
Category	tons/yr										MT/yr					
Off-Road	0.1487	0.9444	1.7351	3.4300e-003		0.0175	0.0175		0.0175	0.0175	0.0000	286.5834	286.5834	0.0120	0.0000	286.8355
Total	**0.1487**	**0.9444**	**1.7351**	**3.4300e-003**		**0.0175**	**0.0175**		**0.0175**	**0.0175**	**0.0000**	**286.5834**	**286.5834**	**0.0120**	**0.0000**	**286.8355**

Mitigated Construction Off-Site

	ROG	NOx	CO	SO2	Fugitive PM10	Exhaust PM10	PM10 Total	Fugitive PM2.5	Exhaust PM2.5	PM2.5 Total	Bio- CO2	NBio- CO2	Total CO2	CH4	N2O	CO2e
Category	tons/yr										MT/yr					
Hauling	0.0000	0.0000	0.0000	0.0000	0.0000	0.0000	0.0000	0.0000	0.0000	0.0000	0.0000	0.0000	0.0000	0.0000	0.0000	0.0000
Vendor	3.2000e-003	0.0186	0.0449	1.2000e-004	3.4000e-003	4.3000e-004	3.8300e-003	9.7000e-004	4.0000e-004	1.3700e-003	0.0000	10.4047	10.4047	7.0000e-005	0.0000	10.4063
Worker	3.9400e-003	5.0100e-003	0.0474	2.3000e-004	0.0188	1.5000e-004	0.0190	5.0100e-003	1.4000e-004	5.1400e-003	0.0000	13.3946	13.3946	5.4000e-004	0.0000	13.4059
Total	**7.1400e-003**	**0.0236**	**0.0923**	**3.5000e-004**	**0.0222**	**5.8000e-004**	**0.0228**	**5.9800e-003**	**5.4000e-004**	**6.5100e-003**	**0.0000**	**23.7993**	**23.7993**	**6.1000e-004**	**0.0000**	**23.8122**

3.4 Building Construction - 2031

Unmitigated Construction On-Site

	ROG	NOx	CO	SO2	Fugitive PM10	Exhaust PM10	PM10 Total	Fugitive PM2.5	Exhaust PM2.5	PM2.5 Total	Bio- CO2	NBio- CO2	Total CO2	CH4	N2O	CO2e
Category	tons/yr										MT/yr					
Off-Road	0.1379	0.8757	1.6088	3.1800e-003		0.0162	0.0162		0.0162	0.0162	0.0000	265.7213	265.7213	0.0111	0.0000	265.9551
Total	**0.1379**	**0.8757**	**1.6088**	**3.1800e-003**		**0.0162**	**0.0162**		**0.0162**	**0.0162**	**0.0000**	**265.7213**	**265.7213**	**0.0111**	**0.0000**	**265.9551**

Unmitigated Construction Off-Site

	ROG	NOx	CO	SO2	Fugitive PM10	Exhaust PM10	PM10 Total	Fugitive PM2.5	Exhaust PM2.5	PM2.5 Total	Bio- CO2	NBio- CO2	Total CO2	CH4	N2O	CO2e
Category	tons/yr										MT/yr					
Hauling	0.0000	0.0000	0.0000	0.0000	0.0000	0.0000	0.0000	0.0000	0.0000	0.0000	0.0000	0.0000	0.0000	0.0000	0.0000	0.0000
Vendor	2.9400e-003	0.0172	0.0415	1.1000e-004	3.1500e-003	4.0000e-004	3.5500e-003	9.0000e-004	3.7000e-004	1.2700e-003	0.0000	9.6468	9.6468	7.0000e-005	0.0000	9.6482
Worker	3.5500e-003	4.5300e-003	0.0430	2.2000e-004	0.0175	1.4000e-004	0.0176	4.6400e-003	1.3000e-004	4.7700e-003	0.0000	12.3591	12.3591	4.9000e-004	0.0000	12.3694
Total	**6.4900e-003**	**0.0217**	**0.0845**	**3.3000e-004**	**0.0206**	**5.4000e-004**	**0.0212**	**5.5400e-003**	**5.0000e-004**	**6.0400e-003**	**0.0000**	**22.0059**	**22.0059**	**5.6000e-004**	**0.0000**	**22.0176**

Mitigated Construction On-Site

	ROG	NOx	CO	SO2	Fugitive PM10	Exhaust PM10	PM10 Total	Fugitive PM2.5	Exhaust PM2.5	PM2.5 Total	Bio- CO2	NBio- CO2	Total CO2	CH4	N2O	CO2e
Category	tons/yr										MT/yr					
Off-Road	0.1379	0.8757	1.6088	3.1800e-003		0.0162	0.0162		0.0162	0.0162	0.0000	265.7210	265.7210	0.0111	0.0000	265.9547
Total	**0.1379**	**0.8757**	**1.6088**	**3.1800e-003**		**0.0162**	**0.0162**		**0.0162**	**0.0162**	**0.0000**	**265.7210**	**265.7210**	**0.0111**	**0.0000**	**265.9547**

Mitigated Construction Off-Site

	ROG	NOx	CO	SO2	Fugitive PM10	Exhaust PM10	PM10 Total	Fugitive PM2.5	Exhaust PM2.5	PM2.5 Total	Bio- CO2	NBio- CO2	Total CO2	CH4	N2O	CO2e
Category	tons/yr										MT/yr					
Hauling	0.0000	0.0000	0.0000	0.0000	0.0000	0.0000	0.0000	0.0000	0.0000	0.0000	0.0000	0.0000	0.0000	0.0000	0.0000	0.0000
Vendor	2.9400e-003	0.0172	0.0415	1.1000e-004	3.1500e-003	4.0000e-004	3.5500e-003	9.0000e-004	3.7000e-004	1.2700e-003	0.0000	9.6468	9.6468	7.0000e-005	0.0000	9.6482
Worker	3.5500e-003	4.5300e-003	0.0430	2.2000e-004	0.0175	1.4000e-004	0.0176	4.6400e-003	1.3000e-004	4.7700e-003	0.0000	12.3591	12.3591	4.9000e-004	0.0000	12.3694
Total	**6.4900e-003**	**0.0217**	**0.0845**	**3.3000e-004**	**0.0206**	**5.4000e-004**	**0.0212**	**5.5400e-003**	**5.0000e-004**	**6.0400e-003**	**0.0000**	**22.0059**	**22.0059**	**5.6000e-004**	**0.0000**	**22.0176**

3.5 Paving - 2031

Unmitigated Construction On-Site

	ROG	NOx	CO	SO2	Fugitive PM10	Exhaust PM10	PM10 Total	Fugitive PM2.5	Exhaust PM2.5	PM2.5 Total	Bio- CO2	NBio- CO2	Total CO2	CH4	N2O	CO2e
Category	tons/yr										MT/yr					
Off-Road	4.9100e-003	0.0232	0.0552	1.0000e-004		1.2000e-003	1.2000e-003		1.2000e-003	1.2000e-003	0.0000	8.5777	8.5777	4.0000e-004	0.0000	8.5861

Paving	0.0000					0.0000	0.0000		0.0000	0.0000	0.0000	0.0000	0.0000	0.0000	0.0000	0.0000
Total	**4.9100e-003**	**0.0232**	**0.0552**	**1.0000e-004**		**1.2000e-003**	**1.2000e-003**		**1.2000e-003**	**1.2000e-003**	**0.0000**	**8.5777**	**8.5777**	**4.0000e-004**	**0.0000**	**8.5861**

Unmitigated Construction Off-Site

	ROG	NOx	CO	SO2	Fugitive PM10	Exhaust PM10	PM10 Total	Fugitive PM2.5	Exhaust PM2.5	PM2.5 Total	Bio- CO2	NBio- CO2	Total CO2	CH4	N2O	CO2e
Category	tons/yr										MT/yr					
Hauling	0.0000	0.0000	0.0000	0.0000	0.0000	0.0000	0.0000	0.0000	0.0000	0.0000	0.0000	0.0000	0.0000	0.0000	0.0000	0.0000
Vendor	1.2000e-004	6.8000e-004	1.6300e-003	0.0000	1.2000e-004	2.0000e-005	1.4000e-004	4.0000e-005	1.0000e-005	5.0000e-005	0.0000	0.3787	0.3787	0.0000	0.0000	0.3788
Worker	8.0000e-005	1.0000e-004	9.4000e-004	0.0000	3.8000e-004	0.0000	3.8000e-004	1.0000e-004	0.0000	1.0000e-004	0.0000	0.2695	0.2695	1.0000e-005	0.0000	0.2698
Total	**2.0000e-004**	**7.8000e-004**	**2.5700e-003**	**0.0000**	**5.0000e-004**	**2.0000e-005**	**5.2000e-004**	**1.4000e-004**	**1.0000e-005**	**1.5000e-004**	**0.0000**	**0.6482**	**0.6482**	**1.0000e-005**	**0.0000**	**0.6485**

Mitigated Construction On-Site

	ROG	NOx	CO	SO2	Fugitive PM10	Exhaust PM10	PM10 Total	Fugitive PM2.5	Exhaust PM2.5	PM2.5 Total	Bio- CO2	NBio- CO2	Total CO2	CH4	N2O	CO2e
Category	tons/yr										MT/yr					
Off-Road	4.9100e-003	0.0232	0.0552	1.0000e-004		1.2000e-003	1.2000e-003		1.2000e-003	1.2000e-003	0.0000	8.5777	8.5777	4.0000e-004	0.0000	8.5861
Paving	0.0000					0.0000	0.0000		0.0000	0.0000	0.0000	0.0000	0.0000	0.0000	0.0000	0.0000
Total	**4.9100e-003**	**0.0232**	**0.0552**	**1.0000e-004**		**1.2000e-003**	**1.2000e-003**		**1.2000e-003**	**1.2000e-003**	**0.0000**	**8.5777**	**8.5777**	**4.0000e-004**	**0.0000**	**8.5861**

Mitigated Construction Off-Site

	ROG	NOx	CO	SO2	Fugitive PM10	Exhaust PM10	PM10 Total	Fugitive PM2.5	Exhaust PM2.5	PM2.5 Total	Bio- CO2	NBio- CO2	Total CO2	CH4	N2O	CO2e
Category	tons/yr										MT/yr					
Hauling	0.0000	0.0000	0.0000	0.0000	0.0000	0.0000	0.0000	0.0000	0.0000	0.0000	0.0000	0.0000	0.0000	0.0000	0.0000	0.0000
Vendor	1.2000e-004	6.8000e-004	1.6300e-003	0.0000	1.2000e-004	2.0000e-005	1.4000e-004	4.0000e-005	1.0000e-005	5.0000e-005	0.0000	0.3787	0.3787	0.0000	0.0000	0.3788
Worker	8.0000e-005	1.0000e-004	9.4000e-004	0.0000	3.8000e-004	0.0000	3.8000e-004	1.0000e-004	0.0000	1.0000e-004	0.0000	0.2695	0.2695	1.0000e-005	0.0000	0.2698
Total	**2.0000e-004**	**7.8000e-004**	**2.5700e-003**	**0.0000**	**5.0000e-004**	**2.0000e-005**	**5.2000e-004**	**1.4000e-004**	**1.0000e-005**	**1.5000e-004**	**0.0000**	**0.6482**	**0.6482**	**1.0000e-005**	**0.0000**	**0.6485**

3.5 Paving - 2032

Unmitigated Construction On-Site

	ROG	NOx	CO	SO2	Fugitive PM10	Exhaust PM10	PM10 Total	Fugitive PM2.5	Exhaust PM2.5	PM2.5 Total	Bio- CO2	NBio- CO2	Total CO2	CH4	N2O	CO2e
Category	tons/yr										MT/yr					
Off-Road	2.8400e-003	0.0134	0.0320	6.0000e-005		6.9000e-004	6.9000e-004		6.9000e-004	6.9000e-004	0.0000	4.9660	4.9660	2.3000e-004	0.0000	4.9709
Paving	0.0000					0.0000	0.0000		0.0000	0.0000	0.0000	0.0000	0.0000	0.0000	0.0000	0.0000
Total	**2.8400e-003**	**0.0134**	**0.0320**	**6.0000e-005**		**6.9000e-004**	**6.9000e-004**		**6.9000e-004**	**6.9000e-004**	**0.0000**	**4.9660**	**4.9660**	**2.3000e-004**	**0.0000**	**4.9709**

Unmitigated Construction Off-Site

	ROG	NOx	CO	SO2	Fugitive PM10	Exhaust PM10	PM10 Total	Fugitive PM2.5	Exhaust PM2.5	PM2.5 Total	Bio- CO2	NBio- CO2	Total CO2	CH4	N2O	CO2e
Category	tons/yr										MT/yr					

Hauling	0.0000	0.0000	0.0000	0.0000	0.0000	0.0000	0.0000	0.0000	0.0000	0.0000	0.0000	0.0000	0.0000	0.0000	0.0000	0.0000
Vendor	7.0000e-005	3.9000e-004	9.4000e-004	0.0000	7.0000e-005	1.0000e-005	8.0000e-005	2.0000e-005	1.0000e-005	3.0000e-005	0.0000	0.2192	0.2192	0.0000	0.0000	0.2193
Worker	4.0000e-005	6.0000e-005	5.3000e-004	0.0000	2.2000e-004	0.0000	2.2000e-004	6.0000e-005	0.0000	6.0000e-005	0.0000	0.1554	0.1554	1.0000e-005	0.0000	0.1555
Total	**1.1000e-004**	**4.5000e-004**	**1.4700e-003**	**0.0000**	**2.9000e-004**	**1.0000e-005**	**3.0000e-004**	**8.0000e-005**	**1.0000e-005**	**9.0000e-005**	**0.0000**	**0.3747**	**0.3747**	**1.0000e-005**	**0.0000**	**0.3748**

Mitigated Construction On-Site

	ROG	NOx	CO	SO2	Fugitive PM10	Exhaust PM10	PM10 Total	Fugitive PM2.5	Exhaust PM2.5	PM2.5 Total	Bio- CO2	NBio- CO2	Total CO2	CH4	N2O	CO2e
Category	tons/yr										MT/yr					
Off-Road	2.8400e-003	0.0134	0.0320	6.0000e-005		6.9000e-004	6.9000e-004		6.9000e-004	6.9000e-004	0.0000	4.9660	4.9660	2.3000e-004	0.0000	4.9709
Paving	0.0000					0.0000	0.0000		0.0000	0.0000	0.0000	0.0000	0.0000	0.0000	0.0000	0.0000
Total	**2.8400e-003**	**0.0134**	**0.0320**	**6.0000e-005**		**6.9000e-004**	**6.9000e-004**		**6.9000e-004**	**6.9000e-004**	**0.0000**	**4.9660**	**4.9660**	**2.3000e-004**	**0.0000**	**4.9709**

Mitigated Construction Off-Site

	ROG	NOx	CO	SO2	Fugitive PM10	Exhaust PM10	PM10 Total	Fugitive PM2.5	Exhaust PM2.5	PM2.5 Total	Bio- CO2	NBio- CO2	Total CO2	CH4	N2O	CO2e
Category	tons/yr										MT/yr					
Hauling	0.0000	0.0000	0.0000	0.0000	0.0000	0.0000	0.0000	0.0000	0.0000	0.0000	0.0000	0.0000	0.0000	0.0000	0.0000	0.0000
Vendor	7.0000e-005	3.9000e-004	9.4000e-004	0.0000	7.0000e-005	1.0000e-005	8.0000e-005	2.0000e-005	1.0000e-005	3.0000e-005	0.0000	0.2192	0.2192	0.0000	0.0000	0.2193
Worker	4.0000e-005	6.0000e-005	5.3000e-004	0.0000	2.2000e-004	0.0000	2.2000e-004	6.0000e-005	0.0000	6.0000e-005	0.0000	0.1554	0.1554	1.0000e-005	0.0000	0.1555
Total	**1.1000e-004**	**4.5000e-004**	**1.4700e-003**	**0.0000**	**2.9000e-004**	**1.0000e-005**	**3.0000e-004**	**8.0000e-005**	**1.0000e-005**	**9.0000e-005**	**0.0000**	**0.3747**	**0.3747**	**1.0000e-005**	**0.0000**	**0.3748**

4.0 Operational Detail - Mobile

4.1 Mitigation Measures Mobile

	ROG	NOx	CO	SO2	Fugitive PM10	Exhaust PM10	PM10 Total	Fugitive PM2.5	Exhaust PM2.5	PM2.5 Total	Bio- CO2	NBio- CO2	Total CO2	CH4	N2O	CO2e
Category	tons/yr										MT/yr					
Mitigated	0.0000	0.0000	0.0000	0.0000	0.0000	0.0000	0.0000	0.0000	0.0000	0.0000	0.0000	0.0000	0.0000	0.0000	0.0000	0.0000
Unmitigated	0.0000	0.0000	0.0000	0.0000	0.0000	0.0000	0.0000	0.0000	0.0000	0.0000	0.0000	0.0000	0.0000	0.0000	0.0000	0.0000

4.2 Trip Summary Information

	Average Daily Trip Rate			Unmitigated	Mitigated
Land Use	Weekday	Saturday	Sunday	Annual VMT	Annual VMT
User Defined Industrial	0.00	0.00	0.00		
Total	0.00	0.00	0.00		

4.3 Trip Type Information

	Miles			Trip %			Trip Purpose %		
Land Use	H-W or C-W	H-S or C-C	H-O or C-NW	H-W or C-W	H-S or C-C	H-O or C-NW	Primary	Diverted	Pass-by
User Defined Industrial	9.50	7.30	7.30	0.00	0.00	0.00	0	0	0

LDA	LDT1	LDT2	MDV	LHD1	LHD2	MHD	HHD	OBUS	UBUS	MCY	SBUS	MH
0.509376	0.073655	0.192210	0.135105	0.037177	0.005354	0.012300	0.020284	0.001820	0.002092	0.006537	0.000620	0.003469

5.0 Energy Detail

4.4 Fleet Mix

Historical Energy Use: N

5.1 Mitigation Measures Energy

	ROG	NOx	CO	SO2	Fugitive PM10	Exhaust PM10	PM10 Total	Fugitive PM2.5	Exhaust PM2.5	PM2.5 Total	Bio- CO2	NBio- CO2	Total CO2	CH4	N2O	CO2e
Category	tons/yr										MT/yr					
Electricity Mitigated						0.0000	0.0000		0.0000	0.0000	0.0000	0.0000	0.0000	0.0000	0.0000	0.0000
Electricity Unmitigated						0.0000	0.0000		0.0000	0.0000	0.0000	0.0000	0.0000	0.0000	0.0000	0.0000
NaturalGas Mitigated	0.0000	0.0000	0.0000	0.0000		0.0000	0.0000		0.0000	0.0000	0.0000	0.0000	0.0000	0.0000	0.0000	0.0000
NaturalGas Unmitigated	0.0000	0.0000	0.0000	0.0000		0.0000	0.0000		0.0000	0.0000	0.0000	0.0000	0.0000	0.0000	0.0000	0.0000

5.2 Energy by Land Use - NaturalGas

Unmitigated

	NaturalGas Use	ROG	NOx	CO	SO2	Fugitive PM10	Exhaust PM10	PM10 Total	Fugitive PM2.5	Exhaust PM2.5	PM2.5 Total	Bio- CO2	NBio- CO2	Total CO2	CH4	N2O	CO2e
Land Use	kBTU/yr	tons/yr										MT/yr					
User Defined Industrial	0	0.0000	0.0000	0.0000	0.0000		0.0000	0.0000		0.0000	0.0000	0.0000	0.0000	0.0000	0.0000	0.0000	0.0000
Total		**0.0000**	**0.0000**	**0.0000**	**0.0000**		**0.0000**	**0.0000**		**0.0000**	**0.0000**	**0.0000**	**0.0000**	**0.0000**	**0.0000**	**0.0000**	**0.0000**

Mitigated

	NaturalGas Use	ROG	NOx	CO	SO2	Fugitive PM10	Exhaust PM10	PM10 Total	Fugitive PM2.5	Exhaust PM2.5	PM2.5 Total	Bio- CO2	NBio- CO2	Total CO2	CH4	N2O	CO2e
Land Use	kBTU/yr	tons/yr										MT/yr					
User Defined Industrial	0	0.0000	0.0000	0.0000	0.0000		0.0000	0.0000		0.0000	0.0000	0.0000	0.0000	0.0000	0.0000	0.0000	0.0000
Total		**0.0000**	**0.0000**	**0.0000**	**0.0000**		**0.0000**	**0.0000**		**0.0000**	**0.0000**	**0.0000**	**0.0000**	**0.0000**	**0.0000**	**0.0000**	**0.0000**

5.3 Energy by Land Use - Electricity

Unmitigated

	Electricity Use	Total CO2	CH4	N2O	CO2e
Land Use	kWh/yr	MT/yr			
User Defined Industrial	0	0.0000	0.0000	0.0000	0.0000
Total		**0.0000**	**0.0000**	**0.0000**	**0.0000**

Mitigated

	Electricity Use	Total CO2	CH4	N2O	CO2e
Land Use	kWh/yr	MT/yr			
User Defined Industrial	0	0.0000	0.0000	0.0000	0.0000

Total		**0.0000**	**0.0000**	**0.0000**	**0.0000**

6.0 Area Detail

6.1 Mitigation Measures Area

	ROG	NOx	CO	SO2	Fugitive PM10	Exhaust PM10	PM10 Total	Fugitive PM2.5	Exhaust PM2.5	PM2.5 Total	Bio- CO2	NBio- CO2	Total CO2	CH4	N2O	CO2e
Category	tons/yr										MT/yr					
Mitigated	0.0000	0.0000	1.0000e-005	0.0000		0.0000	0.0000		0.0000	0.0000	0.0000	2.0000e-005	2.0000e-005	0.0000	0.0000	2.0000e-005
Unmitigated	0.0000	0.0000	1.0000e-005	0.0000		0.0000	0.0000		0.0000	0.0000	0.0000	2.0000e-005	2.0000e-005	0.0000	0.0000	2.0000e-005

6.2 Area by SubCategory

Unmitigated

	ROG	NOx	CO	SO2	Fugitive PM10	Exhaust PM10	PM10 Total	Fugitive PM2.5	Exhaust PM2.5	PM2.5 Total	Bio- CO2	NBio- CO2	Total CO2	CH4	N2O	CO2e
SubCategory	tons/yr										MT/yr					
Architectural Coating	0.0000					0.0000	0.0000		0.0000	0.0000	0.0000	0.0000	0.0000	0.0000	0.0000	0.0000
Consumer Products	0.0000					0.0000	0.0000		0.0000	0.0000	0.0000	0.0000	0.0000	0.0000	0.0000	0.0000
Landscaping	0.0000	0.0000	1.0000e-005	0.0000		0.0000	0.0000		0.0000	0.0000	0.0000	2.0000e-005	2.0000e-005	0.0000	0.0000	2.0000e-005
Total	**0.0000**	**0.0000**	**1.0000e-005**	**0.0000**		**0.0000**	**0.0000**		**0.0000**	**0.0000**	**0.0000**	**2.0000e-005**	**2.0000e-005**	**0.0000**	**0.0000**	**2.0000e-005**

Mitigated

	ROG	NOx	CO	SO2	Fugitive PM10	Exhaust PM10	PM10 Total	Fugitive PM2.5	Exhaust PM2.5	PM2.5 Total	Bio- CO2	NBio- CO2	Total CO2	CH4	N2O	CO2e
SubCategory	tons/yr										MT/yr					
Architectural Coating	0.0000					0.0000	0.0000		0.0000	0.0000	0.0000	0.0000	0.0000	0.0000	0.0000	0.0000
Consumer Products	0.0000					0.0000	0.0000		0.0000	0.0000	0.0000	0.0000	0.0000	0.0000	0.0000	0.0000
Landscaping	0.0000	0.0000	1.0000e-005	0.0000		0.0000	0.0000		0.0000	0.0000	0.0000	2.0000e-005	2.0000e-005	0.0000	0.0000	2.0000e-005
Total	**0.0000**	**0.0000**	**1.0000e-005**	**0.0000**		**0.0000**	**0.0000**		**0.0000**	**0.0000**	**0.0000**	**2.0000e-005**	**2.0000e-005**	**0.0000**	**0.0000**	**2.0000e-005**

7.0 Water Detail

7.1 Mitigation Measures Water

	Total CO2	CH4	N2O	CO2e
Category	MT/yr			
Mitigated	0.0000	0.0000	0.0000	0.0000
Unmitigated	0.0000	0.0000	0.0000	0.0000

7.2 Water by Land Use

Unmitigated

	Indoor/Outdoor Use	Total CO2	CH4	N2O	CO2e
Land Use	Mgal	MT/yr			
User Defined Industrial	0 / 0	0.0000	0.0000	0.0000	0.0000
Total		**0.0000**	**0.0000**	**0.0000**	**0.0000**

Mitigated

	Indoor/Outdoor Use	Total CO2	CH4	N2O	CO2e
Land Use	Mgal	MT/yr			
User Defined Industrial	0 / 0	0.0000	0.0000	0.0000	0.0000
Total		**0.0000**	**0.0000**	**0.0000**	**0.0000**

8.0 Waste Detail

8.1 Mitigation Measures Waste

Category/Year

	Total CO2	CH4	N2O	CO2e
	MT/yr			

Mitigated	0.0000	0.0000	0.0000	0.0000
Unmitigated	0.0000	0.0000	0.0000	0.0000

8.2 Waste by Land Use

Unmitigated

	Waste Disposed	Total CO2	CH4	N2O	CO2e
Land Use	tons	MT/yr			
User Defined Industrial	0	0.0000	0.0000	0.0000	0.0000
Total		**0.0000**	**0.0000**	**0.0000**	**0.0000**

Mitigated

	Waste Disposed	Total CO2	CH4	N2O	CO2e
Land Use	tons	MT/yr			
User Defined Industrial	0	0.0000	0.0000	0.0000	0.0000
Total		**0.0000**	**0.0000**	**0.0000**	**0.0000**

9.0 Operational Offroad

Equipment Type	Number	Hours/Day	Days/Year	Horse Power	Load Factor	Fuel Type

10.0 Vegetation

South Bay WRP Expansion

San Diego County, Annual

1.0 Project Characteristics

1.1 Land Usage

Land Uses	Size	Metric	Lot Acreage	Floor Surface Area	Population
User Defined Industrial	1.00	User Defined Unit	4.50	100,000.00	0

1.2 Other Project Characteristics

Urbanization	Urban	**Wind Speed (m/s)**	2.6	**Precipitation Freq (Days)**	40
Climate Zone	13			**Operational Year**	2030
Utility Company	San Diego Gas & Electric				
CO2 Intensity (lb/MWhr)	720.49	**CH4 Intensity (lb/MWhr)**	0.029	**N2O Intensity (lb/MWhr)**	0.006

1.3 User Entered Comments & Non-Default Data

Project Characteristics -

Land Use - Acreage and square footage estimate of expanded facility size

Construction Phase - project specific timeline from 11/15/29 to 10/31/31

Off-road Equipment - Project specific equipment

Off-road Equipment - Project specific equipment

Off-road Equipment - Project specific equipment assumptions

Grading - 4.5 acre site preparation

Table Name	Column Name	Default Value	New Value
tblConstructionPhase	NumDays	230.00	452.00
tblConstructionPhase	NumDays	18.00	30.00
tblConstructionPhase	NumDays	5.00	30.00

tblGrading	AcresOfGrading	0.00	4.50
tblGrading	MaterialExported	0.00	160.00
tblLandUse	LandUseSquareFeet	0.00	100,000.00
tblLandUse	LotAcreage	0.00	4.50
tblOffRoadEquipment	OffRoadEquipmentUnitAmount	3.00	1.00
tblOffRoadEquipment	OffRoadEquipmentUnitAmount	2.00	1.00
tblOffRoadEquipment	OffRoadEquipmentUnitAmount	3.00	1.00
tblOffRoadEquipment	OffRoadEquipmentUnitAmount	3.00	2.00
tblOffRoadEquipment	OffRoadEquipmentUnitAmount	4.00	1.00
tblOffRoadEquipment	OffRoadEquipmentUnitAmount	1.00	2.00
tblProjectCharacteristics	OperationalYear	2014	2030
tblTripsAndVMT	HaulingTripNumber	20.00	300.00
tblTripsAndVMT	VendorTripNumber	0.00	4.00

2.0 Emissions Summary

2.1 Overall Construction

Unmitigated Construction

	ROG	NOx	CO	SO2	Fugitive PM10	Exhaust PM10	PM10 Total	Fugitive PM2.5	Exhaust PM2.5	PM2.5 Total	Bio- CO2	NBio- CO2	Total CO2	CH4	N2O	CO2e
Year	tons/yr										MT/yr					
2029	0.0167	0.1461	0.1699	3.6000e-004	0.0969	6.0500e-003	0.1030	0.0511	5.5900e-003	0.0567	0.0000	30.7425	30.7425	5.8300e-003	0.0000	30.8649
2030	0.1708	1.0306	2.0253	4.4600e-003	0.0575	0.0196	0.0771	0.0156	0.0194	0.0350	0.0000	359.4567	359.4567	0.0136	0.0000	359.7414
2031	0.1297	0.7745	1.5350	3.3600e-003	0.0421	0.0158	0.0579	0.0114	0.0157	0.0271	0.0000	271.1814	271.1814	0.0103	0.0000	271.3982
Total	**0.3171**	**1.9512**	**3.7302**	**8.1800e-003**	**0.1965**	**0.0415**	**0.2380**	**0.0780**	**0.0407**	**0.1187**	**0.0000**	**661.3806**	**661.3806**	**0.0297**	**0.0000**	**662.0045**

Mitigated Construction

	ROG	NOx	CO	SO2	Fugitive PM10	Exhaust PM10	PM10 Total	Fugitive PM2.5	Exhaust PM2.5	PM2.5 Total	Bio- CO2	NBio- CO2	Total CO2	CH4	N2O	CO2e
Year	tons/yr										MT/yr					
2029	0.0167	0.1461	0.1699	3.6000e-004	0.0969	6.0500e-003	0.1030	0.0511	5.5900e-003	0.0567	0.0000	30.7425	30.7425	5.8300e-003	0.0000	30.8648
2030	0.1708	1.0306	2.0253	4.4600e-003	0.0575	0.0196	0.0771	0.0156	0.0194	0.0350	0.0000	359.4563	359.4563	0.0136	0.0000	359.7410
2031	0.1297	0.7745	1.5350	3.3600e-003	0.0421	0.0158	0.0579	0.0114	0.0157	0.0271	0.0000	271.1811	271.1811	0.0103	0.0000	271.3980
Total	**0.3171**	**1.9512**	**3.7302**	**8.1800e-003**	**0.1965**	**0.0415**	**0.2380**	**0.0780**	**0.0407**	**0.1187**	**0.0000**	**661.3799**	**661.3799**	**0.0297**	**0.0000**	**662.0039**

	ROG	**NOx**	**CO**	**SO2**	**Fugitive PM10**	**Exhaust PM10**	**PM10 Total**	**Fugitive PM2.5**	**Exhaust PM2.5**	**PM2.5 Total**	**Bio- CO2**	**NBio-CO2**	**Total CO2**	**CH4**	**N20**	**CO2e**
Percent Reduction	**0.00**	**0.00**	**0.00**	**0.00**	**0.00**	**0.00**	**0.00**	**0.00**	**0.00**	**0.00**	**0.00**	**0.00**	**0.00**	**0.00**	**0.00**	**0.00**

2.2 Overall Operational

Unmitigated Operational

	ROG	NOx	CO	SO2	Fugitive PM10	Exhaust PM10	PM10 Total	Fugitive PM2.5	Exhaust PM2.5	PM2.5 Total	Bio- CO2	NBio- CO2	Total CO2	CH4	N2O	CO2e
Category	tons/yr										MT/yr					
Area	0.5064	0.0000	1.0000e-005	0.0000		0.0000	0.0000		0.0000	0.0000	0.0000	2.0000e-005	2.0000e-005	0.0000	0.0000	2.0000e-005
Energy	0.0000	0.0000	0.0000	0.0000		0.0000	0.0000		0.0000	0.0000	0.0000	0.0000	0.0000	0.0000	0.0000	0.0000
Mobile	0.0000	0.0000	0.0000	0.0000	0.0000	0.0000	0.0000	0.0000	0.0000	0.0000	0.0000	0.0000	0.0000	0.0000	0.0000	0.0000
Waste						0.0000	0.0000		0.0000	0.0000	0.0000	0.0000	0.0000	0.0000	0.0000	0.0000
Water						0.0000	0.0000		0.0000	0.0000	0.0000	0.0000	0.0000	0.0000	0.0000	0.0000

Total	**0.5064**	**0.0000**	**1.0000e-005**	**0.0000**	**0.0000**	**0.0000**	**0.0000**	**0.0000**	**0.0000**	**0.0000**	**0.0000**	**2.0000e-005**	**2.0000e-005**	**0.0000**	**0.0000**	**2.0000e-005**

Mitigated Operational

	ROG	NOx	CO	SO2	Fugitive PM10	Exhaust PM10	PM10 Total	Fugitive PM2.5	Exhaust PM2.5	PM2.5 Total	Bio- CO2	NBio- CO2	Total CO2	CH4	N2O	CO2e
Category	tons/yr										MT/yr					
Area	0.5064	0.0000	1.0000e-005	0.0000		0.0000	0.0000		0.0000	0.0000	0.0000	2.0000e-005	2.0000e-005	0.0000	0.0000	2.0000e-005
Energy	0.0000	0.0000	0.0000	0.0000		0.0000	0.0000		0.0000	0.0000	0.0000	0.0000	0.0000	0.0000	0.0000	0.0000
Mobile	0.0000	0.0000	0.0000	0.0000	0.0000	0.0000	0.0000	0.0000	0.0000	0.0000	0.0000	0.0000	0.0000	0.0000	0.0000	0.0000
Waste						0.0000	0.0000		0.0000	0.0000	0.0000	0.0000	0.0000	0.0000	0.0000	0.0000
Water						0.0000	0.0000		0.0000	0.0000	0.0000	0.0000	0.0000	0.0000	0.0000	0.0000
Total	**0.5064**	**0.0000**	**1.0000e-005**	**0.0000**	**0.0000**	**0.0000**	**0.0000**	**0.0000**	**0.0000**	**0.0000**	**0.0000**	**2.0000e-005**	**2.0000e-005**	**0.0000**	**0.0000**	**2.0000e-005**

	ROG	NOx	CO	SO2	Fugitive PM10	Exhaust PM10	PM10 Total	Fugitive PM2.5	Exhaust PM2.5	PM2.5 Total	Bio- CO2	NBio-CO2	Total CO2	CH4	N20	CO2e
Percent Reduction	**0.00**	**0.00**	**0.00**	**0.00**	**0.00**	**0.00**	**0.00**	**0.00**	**0.00**	**0.00**	**0.00**	**0.00**	**0.00**	**0.00**	**0.00**	**0.00**

3.0 Construction Detail

Construction Phase

Phase Number	Phase Name	Phase Type	Start Date	End Date	Num Days Week	Num Days	Phase Description
1	Site Preparation	Site Preparation	11/15/2029	12/26/2029	5	30	
2	Building Construction	Building Construction	12/27/2029	9/19/2031	5	452	
3	Paving	Paving	9/20/2031	10/31/2031	5	30	

Acres of Grading (Site Preparation Phase): 4.5

Acres of Grading (Grading Phase): 0

Acres of Paving: 0

Residential Indoor: 0; Residential Outdoor: 0; Non-Residential Indoor: 0; Non-Residential Outdoor: 0 (Architectural Coating – sqft)

OffRoad Equipment

Phase Name	Offroad Equipment Type	Amount	Usage Hours	Horse Power	Load Factor
Site Preparation	Rubber Tired Dozers	1	8.00	255	0.40
Site Preparation	Tractors/Loaders/Backhoes	1	8.00	97	0.37
Building Construction	Cranes	1	7.00	226	0.29
Building Construction	Forklifts	1	8.00	89	0.20
Building Construction	Generator Sets	1	8.00	84	0.74
Building Construction	Tractors/Loaders/Backhoes	2	7.00	97	0.37
Building Construction	Welders	2	8.00	46	0.45
Paving	Pavers	1	8.00	125	0.42
Paving	Paving Equipment	1	6.00	130	0.36

Trips and VMT

Phase Name	Offroad Equipment Count	Worker Trip Number	Vendor Trip Number	Hauling Trip Number	Worker Trip Length	Vendor Trip Length	Hauling Trip Length	Worker Vehicle Class	Vendor Vehicle Class	Hauling Vehicle Class
Site Preparation	2	5.00	4.00	300.00	10.80	7.30	20.00	LD_Mix	HDT_Mix	HHDT
Building Construction	7	42.00	16.00	0.00	10.80	7.30	20.00	LD_Mix	HDT_Mix	HHDT
Paving	2	5.00	0.00	0.00	10.80	7.30	20.00	LD_Mix	HDT_Mix	HHDT

3.1 Mitigation Measures Construction

3.2 Site Preparation - 2029

Unmitigated Construction On-Site

	ROG	NOx	CO	SO2	Fugitive PM10	Exhaust PM10	PM10 Total	Fugitive PM2.5	Exhaust PM2.5	PM2.5 Total	Bio- CO2	NBio- CO2	Total CO2	CH4	N2O	CO2e
Category	tons/yr										MT/yr					
Fugitive Dust					0.0927	0.0000	0.0927	0.0499	0.0000	0.0499	0.0000	0.0000	0.0000	0.0000	0.0000	0.0000
Off-Road	0.0119	0.1110	0.1133	1.8000e-004		4.8800e-003	4.8800e-003		4.4900e-003	4.4900e-003	0.0000	15.8385	15.8385	5.1200e-003	0.0000	15.9460
Total	**0.0119**	**0.1110**	**0.1133**	**1.8000e-004**	**0.0927**	**4.8800e-003**	**0.0976**	**0.0499**	**4.4900e-003**	**0.0544**	**0.0000**	**15.8385**	**15.8385**	**5.1200e-003**	**0.0000**	**15.9460**

Unmitigated Construction Off-Site

	ROG	NOx	CO	SO2	Fugitive PM10	Exhaust PM10	PM10 Total	Fugitive PM2.5	Exhaust PM2.5	PM2.5 Total	Bio- CO2	NBio- CO2	Total CO2	CH4	N2O	CO2e
Category	tons/yr										MT/yr					
Hauling	2.1000e-003	0.0154	0.0263	1.1000e-004	2.5600e-003	4.5000e-004	3.0100e-003	7.0000e-004	4.2000e-004	1.1200e-003	0.0000	9.4543	9.4543	7.0000e-005	0.0000	9.4556
Vendor	3.7000e-004	2.1500e-003	5.1900e-003	1.0000e-005	3.9000e-004	5.0000e-005	4.4000e-004	1.1000e-004	5.0000e-005	1.6000e-004	0.0000	1.1958	1.1958	1.0000e-005	0.0000	1.1960
Worker	1.3000e-004	1.6000e-004	1.5500e-003	1.0000e-005	6.0000e-004	0.0000	6.1000e-004	1.6000e-004	0.0000	1.6000e-004	0.0000	0.4302	0.4302	2.0000e-005	0.0000	0.4305
Total	**2.6000e-003**	**0.0177**	**0.0330**	**1.3000e-004**	**3.5500e-003**	**5.0000e-004**	**4.0600e-003**	**9.7000e-004**	**4.7000e-004**	**1.4400e-003**	**0.0000**	**11.0802**	**11.0802**	**1.0000e-004**	**0.0000**	**11.0821**

Mitigated Construction On-Site

	ROG	NOx	CO	SO2	Fugitive PM10	Exhaust PM10	PM10 Total	Fugitive PM2.5	Exhaust PM2.5	PM2.5 Total	Bio- CO2	NBio- CO2	Total CO2	CH4	N2O	CO2e
Category	tons/yr										MT/yr					
Fugitive Dust					0.0927	0.0000	0.0927	0.0499	0.0000	0.0499	0.0000	0.0000	0.0000	0.0000	0.0000	0.0000

Off-Road	0.0119	0.1110	0.1133	1.8000e-004		4.8800e-003	4.8800e-003		4.4900e-003	4.4900e-003	0.0000	15.8385	15.8385	5.1200e-003	0.0000	15.9460
Total	**0.0119**	**0.1110**	**0.1133**	**1.8000e-004**	**0.0927**	**4.8800e-003**	**0.0976**	**0.0499**	**4.4900e-003**	**0.0544**	**0.0000**	**15.8385**	**15.8385**	**5.1200e-003**	**0.0000**	**15.9460**

Mitigated Construction Off-Site

	ROG	NOx	CO	SO2	Fugitive PM10	Exhaust PM10	PM10 Total	Fugitive PM2.5	Exhaust PM2.5	PM2.5 Total	Bio- CO2	NBio- CO2	Total CO2	CH4	N2O	CO2e
Category	tons/yr										MT/yr					
Hauling	2.1000e-003	0.0154	0.0263	1.1000e-004	2.5600e-003	4.5000e-004	3.0100e-003	7.0000e-004	4.2000e-004	1.1200e-003	0.0000	9.4543	9.4543	7.0000e-005	0.0000	9.4556
Vendor	3.7000e-004	2.1500e-003	5.1900e-003	1.0000e-005	3.9000e-004	5.0000e-005	4.4000e-004	1.1000e-004	5.0000e-005	1.6000e-004	0.0000	1.1958	1.1958	1.0000e-005	0.0000	1.1960
Worker	1.3000e-004	1.6000e-004	1.5500e-003	1.0000e-005	6.0000e-004	0.0000	6.1000e-004	1.6000e-004	0.0000	1.6000e-004	0.0000	0.4302	0.4302	2.0000e-005	0.0000	0.4305
Total	**2.6000e-003**	**0.0177**	**0.0330**	**1.3000e-004**	**3.5500e-003**	**5.0000e-004**	**4.0600e-003**	**9.7000e-004**	**4.7000e-004**	**1.4400e-003**	**0.0000**	**11.0802**	**11.0802**	**1.0000e-004**	**0.0000**	**11.0821**

3.3 Building Construction - 2029

Unmitigated Construction On-Site

	ROG	NOx	CO	SO2	Fugitive PM10	Exhaust PM10	PM10 Total	Fugitive PM2.5	Exhaust PM2.5	PM2.5 Total	Bio- CO2	NBio- CO2	Total CO2	CH4	N2O	CO2e
Category	tons/yr										MT/yr					
Off-Road	1.9400e-003	0.0164	0.0202	4.0000e-005		6.5000e-004	6.5000e-004		6.2000e-004	6.2000e-004	0.0000	2.9842	2.9842	5.9000e-004	0.0000	2.9967
Total	**1.9400e-003**	**0.0164**	**0.0202**	**4.0000e-005**		**6.5000e-004**	**6.5000e-004**		**6.2000e-004**	**6.2000e-004**	**0.0000**	**2.9842**	**2.9842**	**5.9000e-004**	**0.0000**	**2.9967**

Unmitigated Construction Off-Site

	ROG	NOx	CO	SO2	Fugitive PM10	Exhaust PM10	PM10 Total	Fugitive PM2.5	Exhaust PM2.5	PM2.5 Total	Bio- CO2	NBio- CO2	Total CO2	CH4	N2O	CO2e
Category	tons/yr										MT/yr					
Hauling	0.0000	0.0000	0.0000	0.0000	0.0000	0.0000	0.0000	0.0000	0.0000	0.0000	0.0000	0.0000	0.0000	0.0000	0.0000	0.0000
Vendor	1.5000e-004	8.6000e-004	2.0800e-003	1.0000e-005	1.6000e-004	2.0000e-005	1.8000e-004	4.0000e-005	2.0000e-005	6.0000e-005	0.0000	0.4783	0.4783	0.0000	0.0000	0.4784
Worker	1.1000e-004	1.4000e-004	1.3100e-003	1.0000e-005	5.1000e-004	0.0000	5.1000e-004	1.3000e-004	0.0000	1.4000e-004	0.0000	0.3613	0.3613	1.0000e-005	0.0000	0.3616
Total	**2.6000e-004**	**1.0000e-003**	**3.3900e-003**	**2.0000e-005**	**6.7000e-004**	**2.0000e-005**	**6.9000e-004**	**1.7000e-004**	**2.0000e-005**	**2.0000e-004**	**0.0000**	**0.8396**	**0.8396**	**1.0000e-005**	**0.0000**	**0.8400**

Mitigated Construction On-Site

	ROG	NOx	CO	SO2	Fugitive PM10	Exhaust PM10	PM10 Total	Fugitive PM2.5	Exhaust PM2.5	PM2.5 Total	Bio- CO2	NBio- CO2	Total CO2	CH4	N2O	CO2e
Category	tons/yr										MT/yr					
Off-Road	1.9400e-003	0.0164	0.0202	4.0000e-005		6.5000e-004	6.5000e-004		6.2000e-004	6.2000e-004	0.0000	2.9842	2.9842	5.9000e-004	0.0000	2.9967
Total	**1.9400e-003**	**0.0164**	**0.0202**	**4.0000e-005**		**6.5000e-004**	**6.5000e-004**		**6.2000e-004**	**6.2000e-004**	**0.0000**	**2.9842**	**2.9842**	**5.9000e-004**	**0.0000**	**2.9967**

Mitigated Construction Off-Site

	ROG	NOx	CO	SO2	Fugitive PM10	Exhaust PM10	PM10 Total	Fugitive PM2.5	Exhaust PM2.5	PM2.5 Total	Bio- CO2	NBio- CO2	Total CO2	CH4	N2O	CO2e
Category	tons/yr										MT/yr					

Hauling	0.0000	0.0000	0.0000	0.0000	0.0000	0.0000	0.0000	0.0000	0.0000	0.0000	0.0000	0.0000	0.0000	0.0000	0.0000	0.0000
Vendor	1.5000e-004	8.6000e-004	2.0800e-003	1.0000e-005	1.6000e-004	2.0000e-005	1.8000e-004	4.0000e-005	2.0000e-005	6.0000e-005	0.0000	0.4783	0.4783	0.0000	0.0000	0.4784
Worker	1.1000e-004	1.4000e-004	1.3100e-003	1.0000e-005	5.1000e-004	0.0000	5.1000e-004	1.3000e-004	0.0000	1.4000e-004	0.0000	0.3613	0.3613	1.0000e-005	0.0000	0.3616
Total	**2.6000e-004**	**1.0000e-003**	**3.3900e-003**	**2.0000e-005**	**6.7000e-004**	**2.0000e-005**	**6.9000e-004**	**1.7000e-004**	**2.0000e-005**	**2.0000e-004**	**0.0000**	**0.8396**	**0.8396**	**1.0000e-005**	**0.0000**	**0.8400**

3.3 Building Construction - 2030

Unmitigated Construction On-Site

	ROG	NOx	CO	SO2	Fugitive PM10	Exhaust PM10	PM10 Total	Fugitive PM2.5	Exhaust PM2.5	PM2.5 Total	Bio- CO2	NBio- CO2	Total CO2	CH4	N2O	CO2e
Category	tons/yr										MT/yr					
Off-Road	0.1487	0.9444	1.7351	3.4300e-003		0.0175	0.0175		0.0175	0.0175	0.0000	286.5837	286.5837	0.0120	0.0000	286.8358
Total	**0.1487**	**0.9444**	**1.7351**	**3.4300e-003**		**0.0175**	**0.0175**		**0.0175**	**0.0175**	**0.0000**	**286.5837**	**286.5837**	**0.0120**	**0.0000**	**286.8358**

Unmitigated Construction Off-Site

	ROG	NOx	CO	SO2	Fugitive PM10	Exhaust PM10	PM10 Total	Fugitive PM2.5	Exhaust PM2.5	PM2.5 Total	Bio- CO2	NBio- CO2	Total CO2	CH4	N2O	CO2e
Category	tons/yr										MT/yr					
Hauling	0.0000	0.0000	0.0000	0.0000	0.0000	0.0000	0.0000	0.0000	0.0000	0.0000	0.0000	0.0000	0.0000	0.0000	0.0000	0.0000
Vendor	0.0128	0.0745	0.1796	4.9000e-004	0.0136	1.7400e-003	0.0153	3.8900e-003	1.6000e-003	5.4900e-003	0.0000	41.6190	41.6190	3.0000e-004	0.0000	41.6252
Worker	9.2000e-003	0.0117	0.1106	5.4000e-004	0.0440	3.5000e-004	0.0443	0.0117	3.2000e-004	0.0120	0.0000	31.2540	31.2540	1.2600e-003	0.0000	31.2804
Total	**0.0220**	**0.0862**	**0.2902**	**1.0300e-003**	**0.0575**	**2.0900e-003**	**0.0596**	**0.0156**	**1.9200e-003**	**0.0175**	**0.0000**	**72.8730**	**72.8730**	**1.5600e-003**	**0.0000**	**72.9056**

Mitigated Construction On-Site

	ROG	NOx	CO	SO2	Fugitive PM10	Exhaust PM10	PM10 Total	Fugitive PM2.5	Exhaust PM2.5	PM2.5 Total	Bio- CO2	NBio- CO2	Total CO2	CH4	N2O	CO2e
Category	tons/yr										MT/yr					
Off-Road	0.1487	0.9444	1.7351	3.4300e-003		0.0175	0.0175		0.0175	0.0175	0.0000	286.5834	286.5834	0.0120	0.0000	286.8355
Total	**0.1487**	**0.9444**	**1.7351**	**3.4300e-003**		**0.0175**	**0.0175**		**0.0175**	**0.0175**	**0.0000**	**286.5834**	**286.5834**	**0.0120**	**0.0000**	**286.8355**

Mitigated Construction Off-Site

	ROG	NOx	CO	SO2	Fugitive PM10	Exhaust PM10	PM10 Total	Fugitive PM2.5	Exhaust PM2.5	PM2.5 Total	Bio- CO2	NBio- CO2	Total CO2	CH4	N2O	CO2e
Category	tons/yr										MT/yr					
Hauling	0.0000	0.0000	0.0000	0.0000	0.0000	0.0000	0.0000	0.0000	0.0000	0.0000	0.0000	0.0000	0.0000	0.0000	0.0000	0.0000
Vendor	0.0128	0.0745	0.1796	4.9000e-004	0.0136	1.7400e-003	0.0153	3.8900e-003	1.6000e-003	5.4900e-003	0.0000	41.6190	41.6190	3.0000e-004	0.0000	41.6252
Worker	9.2000e-003	0.0117	0.1106	5.4000e-004	0.0440	3.5000e-004	0.0443	0.0117	3.2000e-004	0.0120	0.0000	31.2540	31.2540	1.2600e-003	0.0000	31.2804
Total	**0.0220**	**0.0862**	**0.2902**	**1.0300e-003**	**0.0575**	**2.0900e-003**	**0.0596**	**0.0156**	**1.9200e-003**	**0.0175**	**0.0000**	**72.8730**	**72.8730**	**1.5600e-003**	**0.0000**	**72.9056**

3.3 Building Construction - 2031

Unmitigated Construction On-Site

	ROG	NOx	CO	SO2	Fugitive PM10	Exhaust PM10	PM10 Total	Fugitive PM2.5	Exhaust PM2.5	PM2.5 Total	Bio- CO2	NBio- CO2	Total CO2	CH4	N2O	CO2e
Category	tons/yr										MT/yr					
Off-Road	0.1071	0.6803	1.2498	2.4700e-003		0.0126	0.0126		0.0126	0.0126	0.0000	206.4281	206.4281	8.6500e-003	0.0000	206.6097
Total	**0.1071**	**0.6803**	**1.2498**	**2.4700e-003**		**0.0126**	**0.0126**		**0.0126**	**0.0126**	**0.0000**	**206.4281**	**206.4281**	**8.6500e-003**	**0.0000**	**206.6097**

Unmitigated Construction Off-Site

	ROG	NOx	CO	SO2	Fugitive PM10	Exhaust PM10	PM10 Total	Fugitive PM2.5	Exhaust PM2.5	PM2.5 Total	Bio- CO2	NBio- CO2	Total CO2	CH4	N2O	CO2e
Category	tons/yr										MT/yr					
Hauling	0.0000	0.0000	0.0000	0.0000	0.0000	0.0000	0.0000	0.0000	0.0000	0.0000	0.0000	0.0000	0.0000	0.0000	0.0000	0.0000
Vendor	9.1500e-003	0.0535	0.1288	3.5000e-004	9.7900e-003	1.2500e-003	0.0110	2.8000e-003	1.1500e-003	3.9500e-003	0.0000	29.9768	29.9768	2.1000e-004	0.0000	29.9813
Worker	6.4400e-003	8.2100e-003	0.0780	3.9000e-004	0.0317	2.5000e-004	0.0319	8.4100e-003	2.3000e-004	8.6500e-003	0.0000	22.4030	22.4030	8.9000e-004	0.0000	22.4217
Total	**0.0156**	**0.0617**	**0.2068**	**7.4000e-004**	**0.0415**	**1.5000e-003**	**0.0430**	**0.0112**	**1.3800e-003**	**0.0126**	**0.0000**	**52.3797**	**52.3797**	**1.1000e-003**	**0.0000**	**52.4029**

Mitigated Construction On-Site

	ROG	NOx	CO	SO2	Fugitive PM10	Exhaust PM10	PM10 Total	Fugitive PM2.5	Exhaust PM2.5	PM2.5 Total	Bio- CO2	NBio- CO2	Total CO2	CH4	N2O	CO2e
Category	tons/yr										MT/yr					
Off-Road	0.1071	0.6803	1.2498	2.4700e-003		0.0126	0.0126		0.0126	0.0126	0.0000	206.4279	206.4279	8.6500e-003	0.0000	206.6095

Total	**0.1071**	**0.6803**	**1.2498**	**2.4700e-003**		**0.0126**	**0.0126**		**0.0126**	**0.0126**	**0.0000**	**206.4279**	**206.4279**	**8.6500e-003**	**0.0000**	**206.6095**

Mitigated Construction Off-Site

	ROG	NOx	CO	SO2	Fugitive PM10	Exhaust PM10	PM10 Total	Fugitive PM2.5	Exhaust PM2.5	PM2.5 Total	Bio- CO2	NBio- CO2	Total CO2	CH4	N2O	CO2e
Category	tons/yr										MT/yr					
Hauling	0.0000	0.0000	0.0000	0.0000	0.0000	0.0000	0.0000	0.0000	0.0000	0.0000	0.0000	0.0000	0.0000	0.0000	0.0000	0.0000
Vendor	9.1500e-003	0.0535	0.1288	3.5000e-004	9.7900e-003	1.2500e-003	0.0110	2.8000e-003	1.1500e-003	3.9500e-003	0.0000	29.9768	29.9768	2.1000e-004	0.0000	29.9813
Worker	6.4400e-003	8.2100e-003	0.0780	3.9000e-004	0.0317	2.5000e-004	0.0319	8.4100e-003	2.3000e-004	8.6500e-003	0.0000	22.4030	22.4030	8.9000e-004	0.0000	22.4217
Total	**0.0156**	**0.0617**	**0.2068**	**7.4000e-004**	**0.0415**	**1.5000e-003**	**0.0430**	**0.0112**	**1.3800e-003**	**0.0126**	**0.0000**	**52.3797**	**52.3797**	**1.1000e-003**	**0.0000**	**52.4029**

3.4 Paving - 2031

Unmitigated Construction On-Site

	ROG	NOx	CO	SO2	Fugitive PM10	Exhaust PM10	PM10 Total	Fugitive PM2.5	Exhaust PM2.5	PM2.5 Total	Bio- CO2	NBio- CO2	Total CO2	CH4	N2O	CO2e
Category	tons/yr										MT/yr					
Off-Road	6.8600e-003	0.0325	0.0769	1.4000e-004		1.6800e-003	1.6800e-003		1.6800e-003	1.6800e-003	0.0000	11.9479	11.9479	5.6000e-004	0.0000	11.9597
Paving	0.0000					0.0000	0.0000		0.0000	0.0000	0.0000	0.0000	0.0000	0.0000	0.0000	0.0000
Total	**6.8600e-003**	**0.0325**	**0.0769**	**1.4000e-004**		**1.6800e-003**	**1.6800e-003**		**1.6800e-003**	**1.6800e-003**	**0.0000**	**11.9479**	**11.9479**	**5.6000e-004**	**0.0000**	**11.9597**

Unmitigated Construction Off-Site

	ROG	NOx	CO	SO2	Fugitive PM10	Exhaust PM10	PM10 Total	Fugitive PM2.5	Exhaust PM2.5	PM2.5 Total	Bio- CO2	NBio- CO2	Total CO2	CH4	N2O	CO2e
Category	tons/yr										MT/yr					
Hauling	0.0000	0.0000	0.0000	0.0000	0.0000	0.0000	0.0000	0.0000	0.0000	0.0000	0.0000	0.0000	0.0000	0.0000	0.0000	0.0000
Vendor	0.0000	0.0000	0.0000	0.0000	0.0000	0.0000	0.0000	0.0000	0.0000	0.0000	0.0000	0.0000	0.0000	0.0000	0.0000	0.0000
Worker	1.2000e-004	1.6000e-004	1.4800e-003	1.0000e-005	6.0000e-004	0.0000	6.1000e-004	1.6000e-004	0.0000	1.6000e-004	0.0000	0.4256	0.4256	2.0000e-005	0.0000	0.4259
Total	**1.2000e-004**	**1.6000e-004**	**1.4800e-003**	**1.0000e-005**	**6.0000e-004**	**0.0000**	**6.1000e-004**	**1.6000e-004**	**0.0000**	**1.6000e-004**	**0.0000**	**0.4256**	**0.4256**	**2.0000e-005**	**0.0000**	**0.4259**

Mitigated Construction On-Site

	ROG	NOx	CO	SO2	Fugitive PM10	Exhaust PM10	PM10 Total	Fugitive PM2.5	Exhaust PM2.5	PM2.5 Total	Bio- CO2	NBio- CO2	Total CO2	CH4	N2O	CO2e
Category	tons/yr										MT/yr					
Off-Road	6.8600e-003	0.0325	0.0769	1.4000e-004		1.6800e-003	1.6800e-003		1.6800e-003	1.6800e-003	0.0000	11.9479	11.9479	5.6000e-004	0.0000	11.9597
Paving	0.0000					0.0000	0.0000		0.0000	0.0000	0.0000	0.0000	0.0000	0.0000	0.0000	0.0000
Total	**6.8600e-003**	**0.0325**	**0.0769**	**1.4000e-004**		**1.6800e-003**	**1.6800e-003**		**1.6800e-003**	**1.6800e-003**	**0.0000**	**11.9479**	**11.9479**	**5.6000e-004**	**0.0000**	**11.9597**

Mitigated Construction Off-Site

	ROG	NOx	CO	SO2	Fugitive PM10	Exhaust PM10	PM10 Total	Fugitive PM2.5	Exhaust PM2.5	PM2.5 Total	Bio- CO2	NBio- CO2	Total CO2	CH4	N2O	CO2e
Category	tons/yr										MT/yr					

Hauling	0.0000	0.0000	0.0000	0.0000	0.0000	0.0000	0.0000	0.0000	0.0000	0.0000	0.0000	0.0000	0.0000	0.0000	0.0000	0.0000
Vendor	0.0000	0.0000	0.0000	0.0000	0.0000	0.0000	0.0000	0.0000	0.0000	0.0000	0.0000	0.0000	0.0000	0.0000	0.0000	0.0000
Worker	1.2000e-004	1.6000e-004	1.4800e-003	1.0000e-005	6.0000e-004	0.0000	6.1000e-004	1.6000e-004	0.0000	1.6000e-004	0.0000	0.4256	0.4256	2.0000e-005	0.0000	0.4259
Total	**1.2000e-004**	**1.6000e-004**	**1.4800e-003**	**1.0000e-005**	**6.0000e-004**	**0.0000**	**6.1000e-004**	**1.6000e-004**	**0.0000**	**1.6000e-004**	**0.0000**	**0.4256**	**0.4256**	**2.0000e-005**	**0.0000**	**0.4259**

4.0 Operational Detail - Mobile

4.1 Mitigation Measures Mobile

	ROG	NOx	CO	SO2	Fugitive PM10	Exhaust PM10	PM10 Total	Fugitive PM2.5	Exhaust PM2.5	PM2.5 Total	Bio- CO2	NBio- CO2	Total CO2	CH4	N2O	CO2e
Category	tons/yr										MT/yr					
Mitigated	0.0000	0.0000	0.0000	0.0000	0.0000	0.0000	0.0000	0.0000	0.0000	0.0000	0.0000	0.0000	0.0000	0.0000	0.0000	0.0000
Unmitigated	0.0000	0.0000	0.0000	0.0000	0.0000	0.0000	0.0000	0.0000	0.0000	0.0000	0.0000	0.0000	0.0000	0.0000	0.0000	0.0000

4.2 Trip Summary Information

	Average Daily Trip Rate			Unmitigated	Mitigated
Land Use	Weekday	Saturday	Sunday	Annual VMT	Annual VMT
User Defined Industrial	0.00	0.00	0.00		
Total	0.00	0.00	0.00		

4.3 Trip Type Information

	Miles			Trip %			Trip Purpose %		
Land Use	H-W or C-W	H-S or C-C	H-O or C-NW	H-W or C-W	H-S or C-C	H-O or C-NW	Primary	Diverted	Pass-by
User Defined Industrial	9.50	7.30	7.30	0.00	0.00	0.00	0	0	0

LDA	LDT1	LDT2	MDV	LHD1	LHD2	MHD	HHD	OBUS	UBUS	MCY	SBUS	MH
0.511899	0.073785	0.191337	0.129949	0.036287	0.005233	0.012831	0.024351	0.001922	0.001998	0.006506	0.000492	0.003409

5.0 Energy Detail

4.4 Fleet Mix

Historical Energy Use: N

5.1 Mitigation Measures Energy

	ROG	NOx	CO	SO2	Fugitive PM10	Exhaust PM10	PM10 Total	Fugitive PM2.5	Exhaust PM2.5	PM2.5 Total	Bio- CO2	NBio- CO2	Total CO2	CH4	N2O	CO2e
Category	tons/yr										MT/yr					
Electricity Mitigated						0.0000	0.0000		0.0000	0.0000	0.0000	0.0000	0.0000	0.0000	0.0000	0.0000
Electricity Unmitigated						0.0000	0.0000		0.0000	0.0000	0.0000	0.0000	0.0000	0.0000	0.0000	0.0000
NaturalGas Mitigated	0.0000	0.0000	0.0000	0.0000		0.0000	0.0000		0.0000	0.0000	0.0000	0.0000	0.0000	0.0000	0.0000	0.0000
NaturalGas Unmitigated	0.0000	0.0000	0.0000	0.0000		0.0000	0.0000		0.0000	0.0000	0.0000	0.0000	0.0000	0.0000	0.0000	0.0000

5.2 Energy by Land Use - NaturalGas

Unmitigated

	NaturalGas Use	ROG	NOx	CO	SO2	Fugitive PM10	Exhaust PM10	PM10 Total	Fugitive PM2.5	Exhaust PM2.5	PM2.5 Total	Bio- CO2	NBio- CO2	Total CO2	CH4	N2O	CO2e
Land Use	kBTU/yr	tons/yr										MT/yr					
User Defined Industrial	0	0.0000	0.0000	0.0000	0.0000		0.0000	0.0000		0.0000	0.0000	0.0000	0.0000	0.0000	0.0000	0.0000	0.0000

Total		**0.0000**	**0.0000**	**0.0000**	**0.0000**		**0.0000**	**0.0000**		**0.0000**	**0.0000**	**0.0000**	**0.0000**	**0.0000**	**0.0000**	**0.0000**	**0.0000**

Mitigated

	NaturalGas Use	ROG	NOx	CO	SO2	Fugitive PM10	Exhaust PM10	PM10 Total	Fugitive PM2.5	Exhaust PM2.5	PM2.5 Total	Bio- CO2	NBio- CO2	Total CO2	CH4	N2O	CO2e
Land Use	kBTU/yr	tons/yr										MT/yr					
User Defined Industrial	0	0.0000	0.0000	0.0000	0.0000		0.0000	0.0000		0.0000	0.0000	0.0000	0.0000	0.0000	0.0000	0.0000	0.0000
Total		**0.0000**	**0.0000**	**0.0000**	**0.0000**		**0.0000**	**0.0000**		**0.0000**	**0.0000**	**0.0000**	**0.0000**	**0.0000**	**0.0000**	**0.0000**	**0.0000**

5.3 Energy by Land Use - Electricity

Unmitigated

	Electricity Use	Total CO2	CH4	N2O	CO2e
Land Use	kWh/yr	MT/yr			
User Defined Industrial	0	0.0000	0.0000	0.0000	0.0000
Total		**0.0000**	**0.0000**	**0.0000**	**0.0000**

Mitigated

	Electricity Use	Total CO2	CH4	N2O	CO2e
Land Use	kWh/yr	MT/yr			
User Defined Industrial	0	0.0000	0.0000	0.0000	0.0000
Total		**0.0000**	**0.0000**	**0.0000**	**0.0000**

6.0 Area Detail

6.1 Mitigation Measures Area

	ROG	NOx	CO	SO2	Fugitive PM10	Exhaust PM10	PM10 Total	Fugitive PM2.5	Exhaust PM2.5	PM2.5 Total	Bio- CO2	NBio- CO2	Total CO2	CH4	N2O	CO2e
Category	tons/yr										MT/yr					
Mitigated	0.5064	0.0000	1.0000e-005	0.0000		0.0000	0.0000		0.0000	0.0000	0.0000	2.0000e-005	2.0000e-005	0.0000	0.0000	2.0000e-005
Unmitigated	0.5064	0.0000	1.0000e-005	0.0000		0.0000	0.0000		0.0000	0.0000	0.0000	2.0000e-005	2.0000e-005	0.0000	0.0000	2.0000e-005

6.2 Area by SubCategory

Unmitigated

	ROG	NOx	CO	SO2	Fugitive PM10	Exhaust PM10	PM10 Total	Fugitive PM2.5	Exhaust PM2.5	PM2.5 Total	Bio- CO2	NBio- CO2	Total CO2	CH4	N2O	CO2e
SubCategory	tons/yr										MT/yr					

Architectural Coating	0.1159					0.0000	0.0000		0.0000	0.0000	0.0000	0.0000	0.0000	0.0000	0.0000	0.0000
Consumer Products	0.3906					0.0000	0.0000		0.0000	0.0000	0.0000	0.0000	0.0000	0.0000	0.0000	0.0000
Landscaping	0.0000	0.0000	1.0000e-005	0.0000		0.0000	0.0000		0.0000	0.0000	0.0000	2.0000e-005	2.0000e-005	0.0000	0.0000	2.0000e-005
Total	**0.5064**	**0.0000**	**1.0000e-005**	**0.0000**		**0.0000**	**0.0000**		**0.0000**	**0.0000**	**0.0000**	**2.0000e-005**	**2.0000e-005**	**0.0000**	**0.0000**	**2.0000e-005**

Mitigated

	ROG	NOx	CO	SO2	Fugitive PM10	Exhaust PM10	PM10 Total	Fugitive PM2.5	Exhaust PM2.5	PM2.5 Total	Bio- CO2	NBio- CO2	Total CO2	CH4	N2O	CO2e
SubCategory	tons/yr										MT/yr					
Architectural Coating	0.1159					0.0000	0.0000		0.0000	0.0000	0.0000	0.0000	0.0000	0.0000	0.0000	0.0000
Consumer Products	0.3906					0.0000	0.0000		0.0000	0.0000	0.0000	0.0000	0.0000	0.0000	0.0000	0.0000
Landscaping	0.0000	0.0000	1.0000e-005	0.0000		0.0000	0.0000		0.0000	0.0000	0.0000	2.0000e-005	2.0000e-005	0.0000	0.0000	2.0000e-005
Total	**0.5064**	**0.0000**	**1.0000e-005**	**0.0000**		**0.0000**	**0.0000**		**0.0000**	**0.0000**	**0.0000**	**2.0000e-005**	**2.0000e-005**	**0.0000**	**0.0000**	**2.0000e-005**

7.0 Water Detail

7.1 Mitigation Measures Water

	Total CO2	CH4	N2O	CO2e
Category	MT/yr			
Mitigated	0.0000	0.0000	0.0000	0.0000
Unmitigated	0.0000	0.0000	0.0000	0.0000

7.2 Water by Land Use

Unmitigated

	Indoor/Outdoor Use	Total CO2	CH4	N2O	CO2e
Land Use	Mgal	MT/yr			
User Defined Industrial	0 / 0	0.0000	0.0000	0.0000	0.0000
Total		**0.0000**	**0.0000**	**0.0000**	**0.0000**

Mitigated

	Indoor/Outdoor Use	Total CO2	CH4	N2O	CO2e
Land Use	Mgal	MT/yr			
User Defined Industrial	0 / 0	0.0000	0.0000	0.0000	0.0000
Total		**0.0000**	**0.0000**	**0.0000**	**0.0000**

8.0 Waste Detail

8.1 Mitigation Measures Waste

Category/Year

	Total CO2	CH4	N2O	CO2e
	MT/yr			
Mitigated	0.0000	0.0000	0.0000	0.0000
Unmitigated	0.0000	0.0000	0.0000	0.0000

8.2 Waste by Land Use

Unmitigated

	Waste Disposed	Total CO2	CH4	N2O	CO2e
Land Use	tons	MT/yr			
User Defined Industrial	0	0.0000	0.0000	0.0000	0.0000
Total		**0.0000**	**0.0000**	**0.0000**	**0.0000**

Mitigated

	Waste Disposed	Total CO2	CH4	N2O	CO2e
Land Use	tons	MT/yr			

User Defined Industrial	0	0.0000	0.0000	0.0000	0.0000
Total		**0.0000**	**0.0000**	**0.0000**	**0.0000**

9.0 Operational Offroad

Equipment Type	Number	Hours/Day	Days/Year	Horse Power	Load Factor	Fuel Type

10.0 Vegetation

Central Area Purified Water Pipeline

San Diego Air Basin, Annual

1.0 Project Characteristics

1.1 Land Usage

Land Uses	Size	Metric	Lot Acreage	Floor Surface Area	Population
User Defined Industrial	1.00	User Defined Unit	0.00	0.00	0

1.2 Other Project Characteristics

Urbanization	Urban	**Wind Speed (m/s)**	2.6	**Precipitation Freq (Days)**	40
Climate Zone	13			**Operational Year**	2025
Utility Company	San Diego Gas & Electric				
CO2 Intensity (lb/MWhr)	720.49	**CH4 Intensity (lb/MWhr)**	0.029	**N2O Intensity (lb/MWhr)**	0.006

1.3 User Entered Comments & Non-Default Data

Project Characteristics -

Land Use -

Construction Phase - modified

Off-road Equipment - modified

Off-road Equipment - modified

Off-road Equipment - modified

Off-road Equipment - modified

Off-road Equipment - modified

Off-road Equipment - modified

Off-road Equipment - modified

Trips and VMT - default worker trips, 2 material delivery trucks/day during install, 5 haul trucks/day during trenching

Grading - modified

Construction Off-road Equipment Mitigation -

Table Name	Column Name	Default Value	New Value
tblConstructionPhase	NumDays	0.00	479.00
tblConstructionPhase	NumDays	0.00	490.00
tblConstructionPhase	NumDays	0.00	11.00
tblConstructionPhase	NumDays	0.00	10.00
tblConstructionPhase	NumDays	0.00	12.00
tblConstructionPhase	NumDays	0.00	20.00
tblConstructionPhase	PhaseEndDate	1/30/2030	3/30/2028
tblConstructionPhase	PhaseEndDate	4/14/2028	11/30/2026
tblConstructionPhase	PhaseEndDate	12/14/2026	5/30/2027
tblConstructionPhase	PhaseEndDate	6/15/2027	11/30/2027
tblConstructionPhase	PhaseEndDate	12/28/2027	4/30/2028
tblConstructionPhase	PhaseStartDate	3/31/2028	5/30/2026
tblConstructionPhase	PhaseStartDate	3/31/2028	11/15/2026
tblConstructionPhase	PhaseStartDate	12/1/2026	5/15/2027
tblConstructionPhase	PhaseStartDate	5/31/2027	11/15/2027
tblConstructionPhase	PhaseStartDate	12/1/2027	4/1/2028
tblGrading	MaterialExported	0.00	392,000.00
tblOffRoadEquipment	OffRoadEquipmentType		Trenchers
tblOffRoadEquipment	OffRoadEquipmentUnitAmount	4.00	0.00
tblOffRoadEquipment	OffRoadEquipmentUnitAmount	4.00	0.00
tblOffRoadEquipment	OffRoadEquipmentUnitAmount	4.00	0.00
tblOffRoadEquipment	OffRoadEquipmentUnitAmount	4.00	0.00
tblOffRoadEquipment	OffRoadEquipmentUnitAmount	1.00	0.00
tblOffRoadEquipment	OffRoadEquipmentUnitAmount	2.00	1.00
tblOffRoadEquipment	OffRoadEquipmentUnitAmount	2.00	1.00
tblOffRoadEquipment	OffRoadEquipmentUnitAmount	1.00	0.00
tblOffRoadEquipment	OffRoadEquipmentUnitAmount	1.00	0.00

tblOffRoadEquipment	OffRoadEquipmentUnitAmount	1.00	0.00
tblOffRoadEquipment	OffRoadEquipmentUnitAmount	1.00	0.00
tblOffRoadEquipment	UsageHours	7.00	8.00
tblOffRoadEquipment	UsageHours	7.00	8.00
tblOffRoadEquipment	UsageHours	7.00	8.00
tblOffRoadEquipment	UsageHours	7.00	8.00
tblOffRoadEquipment	UsageHours	7.00	8.00
tblOffRoadEquipment	UsageHours	7.00	8.00
tblOffRoadEquipment	UsageHours	7.00	8.00
tblOffRoadEquipment	UsageHours	7.00	8.00
tblOffRoadEquipment	UsageHours	1.00	8.00
tblOffRoadEquipment	UsageHours	6.00	8.00
tblOffRoadEquipment	UsageHours	7.00	8.00
tblProjectCharacteristics	OperationalYear	2014	2025
tblTripsAndVMT	HaulingTripNumber	49,000.00	4,900.00
tblTripsAndVMT	VendorTripNumber	0.00	4.00
tblTripsAndVMT	WorkerTripNumber	13.00	25.00
tblTripsAndVMT	WorkerTripNumber	0.00	15.00
tblTripsAndVMT	WorkerTripNumber	8.00	15.00
tblTripsAndVMT	WorkerTripNumber	8.00	15.00
tblTripsAndVMT	WorkerTripNumber	8.00	15.00
tblTripsAndVMT	WorkerTripNumber	8.00	15.00

2.0 Emissions Summary

2.1 Overall Construction

Unmitigated Construction

	ROG	NOx	CO	SO2	Fugitive PM10	Exhaust PM10	PM10 Total	Fugitive PM2.5	Exhaust PM2.5	PM2.5 Total	Bio- CO2	NBio- CO2	Total CO2	CH4	N2O	CO2e

Year	tons/yr										MT/yr					
2026	0.1666	1.4715	1.8938	3.5900e-003	1.5664	0.0688	1.6352	0.8318	0.0633	0.8951	0.0000	304.0854	304.0854	0.0745	0.0000	305.6501
2027	0.2675	2.3675	3.0433	5.7900e-003	1.5865	0.1107	1.6972	0.8374	0.1018	0.9392	0.0000	490.0583	490.0583	0.1204	0.0000	492.5858
2028	0.0690	0.6111	0.7997	1.5100e-003	1.5481	0.0286	1.5768	0.8267	0.0264	0.8530	0.0000	127.8964	127.8964	0.0319	0.0000	128.5652
Total	**0.5031**	**4.4500**	**5.7368**	**0.0109**	**4.7010**	**0.2081**	**4.9091**	**2.4958**	**0.1915**	**2.6873**	**0.0000**	**922.0402**	**922.0402**	**0.2267**	**0.0000**	**926.8010**

Mitigated Construction

	ROG	NOx	CO	SO2	Fugitive PM10	Exhaust PM10	PM10 Total	Fugitive PM2.5	Exhaust PM2.5	PM2.5 Total	Bio- CO2	NBio- CO2	Total CO2	CH4	N2O	CO2e
Year	tons/yr										MT/yr					
2026	0.1666	1.4714	1.8938	3.5900e-003	0.7398	0.0688	0.8086	0.3834	0.0633	0.4467	0.0000	304.0852	304.0852	0.0745	0.0000	305.6498
2027	0.2675	2.3674	3.0432	5.7900e-003	0.7599	0.1107	0.8706	0.3890	0.1018	0.4908	0.0000	490.0579	490.0579	0.1204	0.0000	492.5853
2028	0.0690	0.6111	0.7997	1.5100e-003	0.7215	0.0286	0.7501	0.3783	0.0264	0.4047	0.0000	127.8963	127.8963	0.0319	0.0000	128.5650
Total	**0.5031**	**4.4500**	**5.7368**	**0.0109**	**2.2212**	**0.2081**	**2.4293**	**1.1508**	**0.1915**	**1.3422**	**0.0000**	**922.0393**	**922.0393**	**0.2267**	**0.0000**	**926.8002**

	ROG	**NOx**	**CO**	**SO2**	**Fugitive PM10**	**Exhaust PM10**	**PM10 Total**	**Fugitive PM2.5**	**Exhaust PM2.5**	**PM2.5 Total**	**Bio- CO2**	**NBio-CO2**	**Total CO2**	**CH4**	**N20**	**CO2e**
Percent Reduction	**0.00**	**0.00**	**0.00**	**0.00**	**52.75**	**0.00**	**50.52**	**53.89**	**0.00**	**50.05**	**0.00**	**0.00**	**0.00**	**0.00**	**0.00**	**0.00**

2.2 Overall Operational

Unmitigated Operational

	ROG	NOx	CO	SO2	Fugitive PM10	Exhaust PM10	PM10 Total	Fugitive PM2.5	Exhaust PM2.5	PM2.5 Total	Bio- CO2	NBio- CO2	Total CO2	CH4	N2O	CO2e

Category	tons/yr										MT/yr					
Area	0.0000	0.0000	1.0000e-005	0.0000		0.0000	0.0000		0.0000	0.0000	0.0000	2.0000e-005	2.0000e-005	0.0000	0.0000	2.0000e-005
Energy	0.0000	0.0000	0.0000	0.0000		0.0000	0.0000		0.0000	0.0000	0.0000	0.0000	0.0000	0.0000	0.0000	0.0000
Mobile	0.0000	0.0000	0.0000	0.0000	0.0000	0.0000	0.0000	0.0000	0.0000	0.0000	0.0000	0.0000	0.0000	0.0000	0.0000	0.0000
Waste						0.0000	0.0000		0.0000	0.0000	0.0000	0.0000	0.0000	0.0000	0.0000	0.0000
Water						0.0000	0.0000		0.0000	0.0000	0.0000	0.0000	0.0000	0.0000	0.0000	0.0000
Total	**0.0000**	**0.0000**	**1.0000e-005**	**0.0000**	**0.0000**	**0.0000**	**0.0000**	**0.0000**	**0.0000**	**0.0000**	**0.0000**	**2.0000e-005**	**2.0000e-005**	**0.0000**	**0.0000**	**2.0000e-005**

Mitigated Operational

	ROG	NOx	CO	SO2	Fugitive PM10	Exhaust PM10	PM10 Total	Fugitive PM2.5	Exhaust PM2.5	PM2.5 Total	Bio- CO2	NBio- CO2	Total CO2	CH4	N2O	CO2e
Category	tons/yr										MT/yr					
Area	0.0000	0.0000	1.0000e-005	0.0000		0.0000	0.0000		0.0000	0.0000	0.0000	2.0000e-005	2.0000e-005	0.0000	0.0000	2.0000e-005
Energy	0.0000	0.0000	0.0000	0.0000		0.0000	0.0000		0.0000	0.0000	0.0000	0.0000	0.0000	0.0000	0.0000	0.0000
Mobile	0.0000	0.0000	0.0000	0.0000	0.0000	0.0000	0.0000	0.0000	0.0000	0.0000	0.0000	0.0000	0.0000	0.0000	0.0000	0.0000
Waste						0.0000	0.0000		0.0000	0.0000	0.0000	0.0000	0.0000	0.0000	0.0000	0.0000
Water						0.0000	0.0000		0.0000	0.0000	0.0000	0.0000	0.0000	0.0000	0.0000	0.0000
Total	**0.0000**	**0.0000**	**1.0000e-005**	**0.0000**	**0.0000**	**0.0000**	**0.0000**	**0.0000**	**0.0000**	**0.0000**	**0.0000**	**2.0000e-005**	**2.0000e-005**	**0.0000**	**0.0000**	**2.0000e-005**

	ROG	**NOx**	**CO**	**SO2**	**Fugitive PM10**	**Exhaust PM10**	**PM10 Total**	**Fugitive PM2.5**	**Exhaust PM2.5**	**PM2.5 Total**	**Bio- CO2**	**NBio-CO2**	**Total CO2**	**CH4**	**N20**	**CO2e**
Percent Reduction	**0.00**	**0.00**	**0.00**	**0.00**	**0.00**	**0.00**	**0.00**	**0.00**	**0.00**	**0.00**	**0.00**	**0.00**	**0.00**	**0.00**	**0.00**	**0.00**

3.0 Construction Detail

Construction Phase

Phase Number	Phase Name	Phase Type	Start Date	End Date	Num Days Week	Num Days	Phase Description
1	Trenching	Grading	5/15/2026	3/30/2028	5	490	
2	Installation	Building Construction	5/30/2026	3/30/2028	5	479	
3	Paving 1	Paving	11/15/2026	11/30/2026	5	11	
4	Paving 2	Paving	5/15/2027	5/30/2027	5	10	
5	Paving 3	Paving	11/15/2027	11/30/2027	5	12	
6	Final Paving	Paving	4/1/2028	4/30/2028	5	20	

Acres of Grading (Site Preparation Phase): 0

Acres of Grading (Grading Phase): 0

Acres of Paving: 0

Residential Indoor: 0; Residential Outdoor: 0; Non-Residential Indoor: 0; Non-Residential Outdoor: 0 (Architectural Coating – sqft)

OffRoad Equipment

Phase Name	Offroad Equipment Type	Amount	Usage Hours	Horse Power	Load Factor
Trenching	Concrete/Industrial Saws	0	8.00	81	0.73
Trenching	Excavators	1	8.00	162	0.38
Trenching	Rubber Tired Dozers	1	8.00	255	0.40
Trenching	Tractors/Loaders/Backhoes	2	8.00	97	0.37
Installation	Cranes	1	4.00	226	0.29
Installation	Forklifts	1	6.00	89	0.20
Installation	Tractors/Loaders/Backhoes	1	8.00	97	0.37
Paving 1	Cement and Mortar Mixers	0	6.00	9	0.56
Paving 1	Pavers	1	8.00	125	0.42
Paving 1	Paving Equipment	1	8.00	130	0.36
Paving 1	Rollers	1	8.00	80	0.38
Paving 1	Tractors/Loaders/Backhoes	0	7.00	97	0.37

Paving 2	Cement and Mortar Mixers	0	6.00	9	0.56
Paving 2	Pavers	1	8.00	125	0.42
Paving 2	Paving Equipment	1	8.00	130	0.36
Paving 2	Rollers	1	8.00	80	0.38
Paving 2	Tractors/Loaders/Backhoes	0	8.00	97	0.37
Paving 3	Cement and Mortar Mixers	0	6.00	9	0.56
Paving 3	Pavers	1	8.00	125	0.42
Paving 3	Paving Equipment	1	8.00	130	0.36
Paving 3	Rollers	1	8.00	80	0.38
Paving 3	Tractors/Loaders/Backhoes	0	7.00	97	0.37
Final Paving	Cement and Mortar Mixers	0	6.00	9	0.56
Final Paving	Pavers	1	8.00	125	0.42
Final Paving	Paving Equipment	1	8.00	130	0.36
Final Paving	Rollers	1	8.00	80	0.38
Final Paving	Tractors/Loaders/Backhoes	0	7.00	97	0.37
Trenching	Trenchers	1	8.00	80	0.50

Trips and VMT

Phase Name	Offroad Equipment Count	Worker Trip Number	Vendor Trip Number	Hauling Trip Number	Worker Trip Length	Vendor Trip Length	Hauling Trip Length	Worker Vehicle Class	Vendor Vehicle Class	Hauling Vehicle Class
Trenching	5	25.00	0.00	4,900.00	10.80	7.30	20.00	LD_Mix	HDT_Mix	HHDT
Installation	3	15.00	4.00	0.00	10.80	7.30	20.00	LD_Mix	HDT_Mix	HHDT
Paving 1	3	15.00	0.00	0.00	10.80	7.30	20.00	LD_Mix	HDT_Mix	HHDT
Paving 2	3	15.00	0.00	0.00	10.80	7.30	20.00	LD_Mix	HDT_Mix	HHDT
Paving 3	3	15.00	0.00	0.00	10.80	7.30	20.00	LD_Mix	HDT_Mix	HHDT
Final Paving	3	15.00	0.00	0.00	10.80	7.30	20.00	LD_Mix	HDT_Mix	HHDT

3.1 Mitigation Measures Construction

Water Exposed Area

Clean Paved Roads

3.2 Trenching - 2026

Unmitigated Construction On-Site

	ROG	NOx	CO	SO2	Fugitive PM10	Exhaust PM10	PM10 Total	Fugitive PM2.5	Exhaust PM2.5	PM2.5 Total	Bio- CO2	NBio- CO2	Total CO2	CH4	N2O	CO2e
Category	tons/yr										MT/yr					
Fugitive Dust					1.5030	0.0000	1.5030	0.8152	0.0000	0.8152	0.0000	0.0000	0.0000	0.0000	0.0000	0.0000
Off-Road	0.1170	1.0728	1.3001	1.9700e-003		0.0529	0.0529		0.0487	0.0487	0.0000	173.2405	173.2405	0.0560	0.0000	174.4172
Total	**0.1170**	**1.0728**	**1.3001**	**1.9700e-003**	**1.5030**	**0.0529**	**1.5559**	**0.8152**	**0.0487**	**0.8639**	**0.0000**	**173.2405**	**173.2405**	**0.0560**	**0.0000**	**174.4172**

Unmitigated Construction Off-Site

	ROG	NOx	CO	SO2	Fugitive PM10	Exhaust PM10	PM10 Total	Fugitive PM2.5	Exhaust PM2.5	PM2.5 Total	Bio- CO2	NBio- CO2	Total CO2	CH4	N2O	CO2e
Category	tons/yr										MT/yr					
Hauling	0.0119	0.0869	0.1492	6.1000e-004	0.0350	2.5000e-003	0.0375	8.9900e-003	2.3000e-003	0.0113	0.0000	51.9877	51.9877	3.6000e-004	0.0000	51.9954
Vendor	0.0000	0.0000	0.0000	0.0000	0.0000	0.0000	0.0000	0.0000	0.0000	0.0000	0.0000	0.0000	0.0000	0.0000	0.0000	0.0000
Worker	3.9300e-003	4.9600e-003	0.0467	2.0000e-004	0.0165	1.3000e-004	0.0167	4.4000e-003	1.2000e-004	4.5100e-003	0.0000	12.1141	12.1141	5.1000e-004	0.0000	12.1248
Total	**0.0159**	**0.0918**	**0.1959**	**8.1000e-004**	**0.0515**	**2.6300e-003**	**0.0542**	**0.0134**	**2.4200e-003**	**0.0158**	**0.0000**	**64.1018**	**64.1018**	**8.7000e-004**	**0.0000**	**64.1202**

Mitigated Construction On-Site

	ROG	NOx	CO	SO2	Fugitive PM10	Exhaust PM10	PM10 Total	Fugitive PM2.5	Exhaust PM2.5	PM2.5 Total	Bio- CO2	NBio- CO2	Total CO2	CH4	N2O	CO2e
Category	tons/yr										MT/yr					
Fugitive Dust					0.6763	0.0000	0.6763	0.3668	0.0000	0.3668	0.0000	0.0000	0.0000	0.0000	0.0000	0.0000
Off-Road	0.1170	1.0728	1.3001	1.9700e-003		0.0529	0.0529		0.0487	0.0487	0.0000	173.2403	173.2403	0.0560	0.0000	174.4169
Total	**0.1170**	**1.0728**	**1.3001**	**1.9700e-003**	**0.6763**	**0.0529**	**0.7293**	**0.3668**	**0.0487**	**0.4155**	**0.0000**	**173.2403**	**173.2403**	**0.0560**	**0.0000**	**174.4169**

Mitigated Construction Off-Site

	ROG	NOx	CO	SO2	Fugitive PM10	Exhaust PM10	PM10 Total	Fugitive PM2.5	Exhaust PM2.5	PM2.5 Total	Bio- CO2	NBio- CO2	Total CO2	CH4	N2O	CO2e
Category	tons/yr										MT/yr					
Hauling	0.0119	0.0869	0.1492	6.1000e-004	0.0350	2.5000e-003	0.0375	8.9900e-003	2.3000e-003	0.0113	0.0000	51.9877	51.9877	3.6000e-004	0.0000	51.9954
Vendor	0.0000	0.0000	0.0000	0.0000	0.0000	0.0000	0.0000	0.0000	0.0000	0.0000	0.0000	0.0000	0.0000	0.0000	0.0000	0.0000
Worker	3.9300e-003	4.9600e-003	0.0467	2.0000e-004	0.0165	1.3000e-004	0.0167	4.4000e-003	1.2000e-004	4.5100e-003	0.0000	12.1141	12.1141	5.1000e-004	0.0000	12.1248
Total	**0.0159**	**0.0918**	**0.1959**	**8.1000e-004**	**0.0515**	**2.6300e-003**	**0.0542**	**0.0134**	**2.4200e-003**	**0.0158**	**0.0000**	**64.1018**	**64.1018**	**8.7000e-004**	**0.0000**	**64.1202**

3.2 Trenching - 2027

Unmitigated Construction On-Site

	ROG	NOx	CO	SO2	Fugitive PM10	Exhaust PM10	PM10 Total	Fugitive PM2.5	Exhaust PM2.5	PM2.5 Total	Bio- CO2	NBio- CO2	Total CO2	CH4	N2O	CO2e
Category	tons/yr										MT/yr					
Fugitive Dust					1.5030	0.0000	1.5030	0.8152	0.0000	0.8152	0.0000	0.0000	0.0000	0.0000	0.0000	0.0000

Off-Road	0.1850	1.6969	2.0565	3.1200e-003		0.0837	0.0837		0.0770	0.0770	0.0000	274.0350	274.0350	0.0886	0.0000	275.8962
Total	**0.1850**	**1.6969**	**2.0565**	**3.1200e-003**	**1.5030**	**0.0837**	**1.5867**	**0.8152**	**0.0770**	**0.8922**	**0.0000**	**274.0350**	**274.0350**	**0.0886**	**0.0000**	**275.8962**

Unmitigated Construction Off-Site

	ROG	NOx	CO	SO2	Fugitive PM10	Exhaust PM10	PM10 Total	Fugitive PM2.5	Exhaust PM2.5	PM2.5 Total	Bio- CO2	NBio- CO2	Total CO2	CH4	N2O	CO2e
Category	tons/yr										MT/yr					
Hauling	0.0186	0.1361	0.2311	9.6000e-004	0.0370	3.9600e-003	0.0410	9.7300e-003	3.6500e-003	0.0134	0.0000	82.2396	82.2396	5.8000e-004	0.0000	82.2517
Vendor	0.0000	0.0000	0.0000	0.0000	0.0000	0.0000	0.0000	0.0000	0.0000	0.0000	0.0000	0.0000	0.0000	0.0000	0.0000	0.0000
Worker	6.0300e-003	7.6100e-003	0.0716	3.2000e-004	0.0262	2.0000e-004	0.0264	6.9500e-003	1.9000e-004	7.1400e-003	0.0000	18.9873	18.9873	7.9000e-004	0.0000	19.0039
Total	**0.0246**	**0.1437**	**0.3026**	**1.2800e-003**	**0.0632**	**4.1600e-003**	**0.0673**	**0.0167**	**3.8400e-003**	**0.0205**	**0.0000**	**101.2269**	**101.2269**	**1.3700e-003**	**0.0000**	**101.2556**

Mitigated Construction On-Site

	ROG	NOx	CO	SO2	Fugitive PM10	Exhaust PM10	PM10 Total	Fugitive PM2.5	Exhaust PM2.5	PM2.5 Total	Bio- CO2	NBio- CO2	Total CO2	CH4	N2O	CO2e
Category	tons/yr										MT/yr					
Fugitive Dust					0.6763	0.0000	0.6763	0.3668	0.0000	0.3668	0.0000	0.0000	0.0000	0.0000	0.0000	0.0000
Off-Road	0.1850	1.6969	2.0565	3.1200e-003		0.0837	0.0837		0.0770	0.0770	0.0000	274.0347	274.0347	0.0886	0.0000	275.8959
Total	**0.1850**	**1.6969**	**2.0565**	**3.1200e-003**	**0.6763**	**0.0837**	**0.7601**	**0.3668**	**0.0770**	**0.4439**	**0.0000**	**274.0347**	**274.0347**	**0.0886**	**0.0000**	**275.8959**

Mitigated Construction Off-Site

	ROG	NOx	CO	SO2	Fugitive PM10	Exhaust PM10	PM10 Total	Fugitive PM2.5	Exhaust PM2.5	PM2.5 Total	Bio- CO2	NBio- CO2	Total CO2	CH4	N2O	CO2e
Category	tons/yr										MT/yr					
Hauling	0.0186	0.1361	0.2311	9.6000e-004	0.0370	3.9600e-003	0.0410	9.7300e-003	3.6500e-003	0.0134	0.0000	82.2396	82.2396	5.8000e-004	0.0000	82.2517
Vendor	0.0000	0.0000	0.0000	0.0000	0.0000	0.0000	0.0000	0.0000	0.0000	0.0000	0.0000	0.0000	0.0000	0.0000	0.0000	0.0000
Worker	6.0300e-003	7.6100e-003	0.0716	3.2000e-004	0.0262	2.0000e-004	0.0264	6.9500e-003	1.9000e-004	7.1400e-003	0.0000	18.9873	18.9873	7.9000e-004	0.0000	19.0039
Total	**0.0246**	**0.1437**	**0.3026**	**1.2800e-003**	**0.0632**	**4.1600e-003**	**0.0673**	**0.0167**	**3.8400e-003**	**0.0205**	**0.0000**	**101.2269**	**101.2269**	**1.3700e-003**	**0.0000**	**101.2556**

3.2 Trenching - 2028

Unmitigated Construction On-Site

	ROG	NOx	CO	SO2	Fugitive PM10	Exhaust PM10	PM10 Total	Fugitive PM2.5	Exhaust PM2.5	PM2.5 Total	Bio- CO2	NBio- CO2	Total CO2	CH4	N2O	CO2e
Category	tons/yr										MT/yr					
Fugitive Dust					1.5030	0.0000	1.5030	0.8152	0.0000	0.8152	0.0000	0.0000	0.0000	0.0000	0.0000	0.0000
Off-Road	0.0454	0.4161	0.5043	7.6000e-004		0.0205	0.0205		0.0189	0.0189	0.0000	67.1963	67.1963	0.0217	0.0000	67.6527
Total	**0.0454**	**0.4161**	**0.5043**	**7.6000e-004**	**1.5030**	**0.0205**	**1.5235**	**0.8152**	**0.0189**	**0.8341**	**0.0000**	**67.1963**	**67.1963**	**0.0217**	**0.0000**	**67.6527**

Unmitigated Construction Off-Site

	ROG	NOx	CO	SO2	Fugitive PM10	Exhaust PM10	PM10 Total	Fugitive PM2.5	Exhaust PM2.5	PM2.5 Total	Bio- CO2	NBio- CO2	Total CO2	CH4	N2O	CO2e
Category	tons/yr										MT/yr					

Hauling	4.5300e-003	0.0330	0.0565	2.4000e-004	0.0329	9.7000e-004	0.0338	8.2200e-003	8.9000e-004	9.1100e-003	0.0000	20.1681	20.1681	1.4000e-004	0.0000	20.1711
Vendor	0.0000	0.0000	0.0000	0.0000	0.0000	0.0000	0.0000	0.0000	0.0000	0.0000	0.0000	0.0000	0.0000	0.0000	0.0000	0.0000
Worker	1.4300e-003	1.8100e-003	0.0171	8.0000e-005	6.4200e-003	5.0000e-005	6.4700e-003	1.7000e-003	5.0000e-005	1.7500e-003	0.0000	4.6194	4.6194	1.9000e-004	0.0000	4.6234
Total	**5.9600e-003**	**0.0349**	**0.0736**	**3.2000e-004**	**0.0393**	**1.0200e-003**	**0.0403**	**9.9200e-003**	**9.4000e-004**	**0.0109**	**0.0000**	**24.7875**	**24.7875**	**3.3000e-004**	**0.0000**	**24.7944**

Mitigated Construction On-Site

	ROG	NOx	CO	SO2	Fugitive PM10	Exhaust PM10	PM10 Total	Fugitive PM2.5	Exhaust PM2.5	PM2.5 Total	Bio- CO2	NBio- CO2	Total CO2	CH4	N2O	CO2e
Category	tons/yr										MT/yr					
Fugitive Dust					0.6763	0.0000	0.6763	0.3668	0.0000	0.3668	0.0000	0.0000	0.0000	0.0000	0.0000	0.0000
Off-Road	0.0454	0.4161	0.5043	7.6000e-004		0.0205	0.0205		0.0189	0.0189	0.0000	67.1963	67.1963	0.0217	0.0000	67.6526
Total	**0.0454**	**0.4161**	**0.5043**	**7.6000e-004**	**0.6763**	**0.0205**	**0.6969**	**0.3668**	**0.0189**	**0.3857**	**0.0000**	**67.1963**	**67.1963**	**0.0217**	**0.0000**	**67.6526**

Mitigated Construction Off-Site

	ROG	NOx	CO	SO2	Fugitive PM10	Exhaust PM10	PM10 Total	Fugitive PM2.5	Exhaust PM2.5	PM2.5 Total	Bio- CO2	NBio- CO2	Total CO2	CH4	N2O	CO2e
Category	tons/yr										MT/yr					
Hauling	4.5300e-003	0.0330	0.0565	2.4000e-004	0.0329	9.7000e-004	0.0338	8.2200e-003	8.9000e-004	9.1100e-003	0.0000	20.1681	20.1681	1.4000e-004	0.0000	20.1711
Vendor	0.0000	0.0000	0.0000	0.0000	0.0000	0.0000	0.0000	0.0000	0.0000	0.0000	0.0000	0.0000	0.0000	0.0000	0.0000	0.0000
Worker	1.4300e-003	1.8100e-003	0.0171	8.0000e-005	6.4200e-003	5.0000e-005	6.4700e-003	1.7000e-003	5.0000e-005	1.7500e-003	0.0000	4.6194	4.6194	1.9000e-004	0.0000	4.6234
Total	**5.9600e-003**	**0.0349**	**0.0736**	**3.2000e-004**	**0.0393**	**1.0200e-003**	**0.0403**	**9.9200e-003**	**9.4000e-004**	**0.0109**	**0.0000**	**24.7875**	**24.7875**	**3.3000e-004**	**0.0000**	**24.7944**

3.3 Installation - 2026

Unmitigated Construction On-Site

	ROG	NOx	CO	SO2	Fugitive PM10	Exhaust PM10	PM10 Total	Fugitive PM2.5	Exhaust PM2.5	PM2.5 Total	Bio- CO2	NBio- CO2	Total CO2	CH4	N2O	CO2e
Category	tons/yr										MT/yr					
Off-Road	0.0270	0.2694	0.3026	5.5000e-004		0.0118	0.0118		0.0108	0.0108	0.0000	47.9503	47.9503	0.0155	0.0000	48.2760
Total	**0.0270**	**0.2694**	**0.3026**	**5.5000e-004**		**0.0118**	**0.0118**		**0.0108**	**0.0108**	**0.0000**	**47.9503**	**47.9503**	**0.0155**	**0.0000**	**48.2760**

Unmitigated Construction Off-Site

	ROG	NOx	CO	SO2	Fugitive PM10	Exhaust PM10	PM10 Total	Fugitive PM2.5	Exhaust PM2.5	PM2.5 Total	Bio- CO2	NBio- CO2	Total CO2	CH4	N2O	CO2e
Category	tons/yr										MT/yr					
Hauling	0.0000	0.0000	0.0000	0.0000	0.0000	0.0000	0.0000	0.0000	0.0000	0.0000	0.0000	0.0000	0.0000	0.0000	0.0000	0.0000
Vendor	2.0100e-003	0.0113	0.0281	7.0000e-005	2.0000e-003	2.6000e-004	2.2600e-003	5.7000e-004	2.4000e-004	8.1000e-004	0.0000	6.1362	6.1362	4.0000e-005	0.0000	6.1371
Worker	2.2000e-003	2.7800e-003	0.0261	1.1000e-004	9.2600e-003	7.0000e-005	9.3300e-003	2.4600e-003	7.0000e-005	2.5300e-003	0.0000	6.7839	6.7839	2.9000e-004	0.0000	6.7899
Total	**4.2100e-003**	**0.0141**	**0.0542**	**1.8000e-004**	**0.0113**	**3.3000e-004**	**0.0116**	**3.0300e-003**	**3.1000e-004**	**3.3400e-003**	**0.0000**	**12.9201**	**12.9201**	**3.3000e-004**	**0.0000**	**12.9270**

Mitigated Construction On-Site

	ROG	NOx	CO	SO2	Fugitive PM10	Exhaust PM10	PM10 Total	Fugitive PM2.5	Exhaust PM2.5	PM2.5 Total	Bio- CO2	NBio- CO2	Total CO2	CH4	N2O	CO2e
Category	tons/yr										MT/yr					
Off-Road	0.0270	0.2694	0.3026	5.5000e-004		0.0118	0.0118		0.0108	0.0108	0.0000	47.9503	47.9503	0.0155	0.0000	48.2760
Total	**0.0270**	**0.2694**	**0.3026**	**5.5000e-004**		**0.0118**	**0.0118**		**0.0108**	**0.0108**	**0.0000**	**47.9503**	**47.9503**	**0.0155**	**0.0000**	**48.2760**

Mitigated Construction Off-Site

	ROG	NOx	CO	SO2	Fugitive PM10	Exhaust PM10	PM10 Total	Fugitive PM2.5	Exhaust PM2.5	PM2.5 Total	Bio- CO2	NBio- CO2	Total CO2	CH4	N2O	CO2e
Category	tons/yr										MT/yr					
Hauling	0.0000	0.0000	0.0000	0.0000	0.0000	0.0000	0.0000	0.0000	0.0000	0.0000	0.0000	0.0000	0.0000	0.0000	0.0000	0.0000
Vendor	2.0100e-003	0.0113	0.0281	7.0000e-005	2.0000e-003	2.6000e-004	2.2600e-003	5.7000e-004	2.4000e-004	8.1000e-004	0.0000	6.1362	6.1362	4.0000e-005	0.0000	6.1371
Worker	2.2000e-003	2.7800e-003	0.0261	1.1000e-004	9.2600e-003	7.0000e-005	9.3300e-003	2.4600e-003	7.0000e-005	2.5300e-003	0.0000	6.7839	6.7839	2.9000e-004	0.0000	6.7899
Total	**4.2100e-003**	**0.0141**	**0.0542**	**1.8000e-004**	**0.0113**	**3.3000e-004**	**0.0116**	**3.0300e-003**	**3.1000e-004**	**3.3400e-003**	**0.0000**	**12.9201**	**12.9201**	**3.3000e-004**	**0.0000**	**12.9270**

3.3 Installation - 2027

Unmitigated Construction On-Site

	ROG	NOx	CO	SO2	Fugitive PM10	Exhaust PM10	PM10 Total	Fugitive PM2.5	Exhaust PM2.5	PM2.5 Total	Bio- CO2	NBio- CO2	Total CO2	CH4	N2O	CO2e
Category	tons/yr										MT/yr					
Off-Road	0.0457	0.4566	0.5128	9.3000e-004		0.0199	0.0199		0.0184	0.0184	0.0000	81.2665	81.2665	0.0263	0.0000	81.8184

Total	**0.0457**	**0.4566**	**0.5128**	**9.3000e-004**		**0.0199**	**0.0199**		**0.0184**	**0.0184**	**0.0000**	**81.2665**	**81.2665**	**0.0263**	**0.0000**	**81.8184**

Unmitigated Construction Off-Site

	ROG	NOx	CO	SO2	Fugitive PM10	Exhaust PM10	PM10 Total	Fugitive PM2.5	Exhaust PM2.5	PM2.5 Total	Bio- CO2	NBio- CO2	Total CO2	CH4	N2O	CO2e
Category	tons/yr										MT/yr					
Hauling	0.0000	0.0000	0.0000	0.0000	0.0000	0.0000	0.0000	0.0000	0.0000	0.0000	0.0000	0.0000	0.0000	0.0000	0.0000	0.0000
Vendor	3.3300e-003	0.0190	0.0462	1.2000e-004	3.4000e-003	4.3000e-004	3.8300e-003	9.7000e-004	4.0000e-004	1.3700e-003	0.0000	10.4009	10.4009	7.0000e-005	0.0000	10.4025
Worker	3.6200e-003	4.5700e-003	0.0429	1.9000e-004	0.0157	1.2000e-004	0.0158	4.1700e-003	1.1000e-004	4.2800e-003	0.0000	11.3924	11.3924	4.8000e-004	0.0000	11.4024
Total	**6.9500e-003**	**0.0236**	**0.0892**	**3.1000e-004**	**0.0191**	**5.5000e-004**	**0.0197**	**5.1400e-003**	**5.1000e-004**	**5.6500e-003**	**0.0000**	**21.7933**	**21.7933**	**5.5000e-004**	**0.0000**	**21.8048**

Mitigated Construction On-Site

	ROG	NOx	CO	SO2	Fugitive PM10	Exhaust PM10	PM10 Total	Fugitive PM2.5	Exhaust PM2.5	PM2.5 Total	Bio- CO2	NBio- CO2	Total CO2	CH4	N2O	CO2e
Category	tons/yr										MT/yr					
Off-Road	0.0457	0.4566	0.5128	9.3000e-004		0.0199	0.0199		0.0184	0.0184	0.0000	81.2664	81.2664	0.0263	0.0000	81.8183
Total	**0.0457**	**0.4566**	**0.5128**	**9.3000e-004**		**0.0199**	**0.0199**		**0.0184**	**0.0184**	**0.0000**	**81.2664**	**81.2664**	**0.0263**	**0.0000**	**81.8183**

Mitigated Construction Off-Site

	ROG	NOx	CO	SO2	Fugitive PM10	Exhaust PM10	PM10 Total	Fugitive PM2.5	Exhaust PM2.5	PM2.5 Total	Bio- CO2	NBio- CO2	Total CO2	CH4	N2O	CO2e
Category	tons/yr										MT/yr					
Hauling	0.0000	0.0000	0.0000	0.0000	0.0000	0.0000	0.0000	0.0000	0.0000	0.0000	0.0000	0.0000	0.0000	0.0000	0.0000	0.0000
Vendor	3.3300e-003	0.0190	0.0462	1.2000e-004	3.4000e-003	4.3000e-004	3.8300e-003	9.7000e-004	4.0000e-004	1.3700e-003	0.0000	10.4009	10.4009	7.0000e-005	0.0000	10.4025
Worker	3.6200e-003	4.5700e-003	0.0429	1.9000e-004	0.0157	1.2000e-004	0.0158	4.1700e-003	1.1000e-004	4.2800e-003	0.0000	11.3924	11.3924	4.8000e-004	0.0000	11.4024
Total	**6.9500e-003**	**0.0236**	**0.0892**	**3.1000e-004**	**0.0191**	**5.5000e-004**	**0.0197**	**5.1400e-003**	**5.1000e-004**	**5.6500e-003**	**0.0000**	**21.7933**	**21.7933**	**5.5000e-004**	**0.0000**	**21.8048**

3.3 Installation - 2028

Unmitigated Construction On-Site

	ROG	NOx	CO	SO2	Fugitive PM10	Exhaust PM10	PM10 Total	Fugitive PM2.5	Exhaust PM2.5	PM2.5 Total	Bio- CO2	NBio- CO2	Total CO2	CH4	N2O	CO2e
Category	tons/yr										MT/yr					
Off-Road	0.0112	0.1120	0.1257	2.3000e-004		4.8900e-003	4.8900e-003		4.5000e-003	4.5000e-003	0.0000	19.9274	19.9274	6.4400e-003	0.0000	20.0628
Total	**0.0112**	**0.1120**	**0.1257**	**2.3000e-004**		**4.8900e-003**	**4.8900e-003**		**4.5000e-003**	**4.5000e-003**	**0.0000**	**19.9274**	**19.9274**	**6.4400e-003**	**0.0000**	**20.0628**

Unmitigated Construction Off-Site

	ROG	NOx	CO	SO2	Fugitive PM10	Exhaust PM10	PM10 Total	Fugitive PM2.5	Exhaust PM2.5	PM2.5 Total	Bio- CO2	NBio- CO2	Total CO2	CH4	N2O	CO2e
Category	tons/yr										MT/yr					

Hauling	0.0000	0.0000	0.0000	0.0000	0.0000	0.0000	0.0000	0.0000	0.0000	0.0000	0.0000	0.0000	0.0000	0.0000	0.0000	0.0000
Vendor	8.1000e-004	4.6200e-003	0.0113	3.0000e-005	8.3000e-004	1.1000e-004	9.4000e-004	2.4000e-004	1.0000e-004	3.4000e-004	0.0000	2.5508	2.5508	2.0000e-005	0.0000	2.5512
Worker	8.6000e-004	1.0900e-003	0.0102	5.0000e-005	3.8500e-003	3.0000e-005	3.8800e-003	1.0200e-003	3.0000e-005	1.0500e-003	0.0000	2.7716	2.7716	1.1000e-004	0.0000	2.7740
Total	**1.6700e-003**	**5.7100e-003**	**0.0215**	**8.0000e-005**	**4.6800e-003**	**1.4000e-004**	**4.8200e-003**	**1.2600e-003**	**1.3000e-004**	**1.3900e-003**	**0.0000**	**5.3224**	**5.3224**	**1.3000e-004**	**0.0000**	**5.3252**

Mitigated Construction On-Site

	ROG	NOx	CO	SO2	Fugitive PM10	Exhaust PM10	PM10 Total	Fugitive PM2.5	Exhaust PM2.5	PM2.5 Total	Bio- CO2	NBio- CO2	Total CO2	CH4	N2O	CO2e
Category	tons/yr										MT/yr					
Off-Road	0.0112	0.1120	0.1257	2.3000e-004		4.8900e-003	4.8900e-003		4.5000e-003	4.5000e-003	0.0000	19.9274	19.9274	6.4400e-003	0.0000	20.0627
Total	**0.0112**	**0.1120**	**0.1257**	**2.3000e-004**		**4.8900e-003**	**4.8900e-003**		**4.5000e-003**	**4.5000e-003**	**0.0000**	**19.9274**	**19.9274**	**6.4400e-003**	**0.0000**	**20.0627**

Mitigated Construction Off-Site

	ROG	NOx	CO	SO2	Fugitive PM10	Exhaust PM10	PM10 Total	Fugitive PM2.5	Exhaust PM2.5	PM2.5 Total	Bio- CO2	NBio- CO2	Total CO2	CH4	N2O	CO2e
Category	tons/yr										MT/yr					
Hauling	0.0000	0.0000	0.0000	0.0000	0.0000	0.0000	0.0000	0.0000	0.0000	0.0000	0.0000	0.0000	0.0000	0.0000	0.0000	0.0000
Vendor	8.1000e-004	4.6200e-003	0.0113	3.0000e-005	8.3000e-004	1.1000e-004	9.4000e-004	2.4000e-004	1.0000e-004	3.4000e-004	0.0000	2.5508	2.5508	2.0000e-005	0.0000	2.5512
Worker	8.6000e-004	1.0900e-003	0.0102	5.0000e-005	3.8500e-003	3.0000e-005	3.8800e-003	1.0200e-003	3.0000e-005	1.0500e-003	0.0000	2.7716	2.7716	1.1000e-004	0.0000	2.7740
Total	**1.6700e-003**	**5.7100e-003**	**0.0215**	**8.0000e-005**	**4.6800e-003**	**1.4000e-004**	**4.8200e-003**	**1.2600e-003**	**1.3000e-004**	**1.3900e-003**	**0.0000**	**5.3224**	**5.3224**	**1.3000e-004**	**0.0000**	**5.3252**

3.4 Paving 1 - 2026

Unmitigated Construction On-Site

	ROG	NOx	CO	SO2	Fugitive PM10	Exhaust PM10	PM10 Total	Fugitive PM2.5	Exhaust PM2.5	PM2.5 Total	Bio- CO2	NBio- CO2	Total CO2	CH4	N2O	CO2e
Category	tons/yr										MT/yr					
Off-Road	2.4700e-003	0.0232	0.0393	6.0000e-005		1.1300e-003	1.1300e-003		1.0400e-003	1.0400e-003	0.0000	5.3882	5.3882	1.7400e-003	0.0000	5.4248
Paving	0.0000					0.0000	0.0000		0.0000	0.0000	0.0000	0.0000	0.0000	0.0000	0.0000	0.0000
Total	**2.4700e-003**	**0.0232**	**0.0393**	**6.0000e-005**		**1.1300e-003**	**1.1300e-003**		**1.0400e-003**	**1.0400e-003**	**0.0000**	**5.3882**	**5.3882**	**1.7400e-003**	**0.0000**	**5.4248**

Unmitigated Construction Off-Site

	ROG	NOx	CO	SO2	Fugitive PM10	Exhaust PM10	PM10 Total	Fugitive PM2.5	Exhaust PM2.5	PM2.5 Total	Bio- CO2	NBio- CO2	Total CO2	CH4	N2O	CO2e
Category	tons/yr										MT/yr					
Hauling	0.0000	0.0000	0.0000	0.0000	0.0000	0.0000	0.0000	0.0000	0.0000	0.0000	0.0000	0.0000	0.0000	0.0000	0.0000	0.0000
Vendor	0.0000	0.0000	0.0000	0.0000	0.0000	0.0000	0.0000	0.0000	0.0000	0.0000	0.0000	0.0000	0.0000	0.0000	0.0000	0.0000
Worker	1.6000e-004	2.0000e-004	1.8700e-003	1.0000e-005	6.6000e-004	1.0000e-005	6.7000e-004	1.8000e-004	0.0000	1.8000e-004	0.0000	0.4846	0.4846	2.0000e-005	0.0000	0.4850
Total	**1.6000e-004**	**2.0000e-004**	**1.8700e-003**	**1.0000e-005**	**6.6000e-004**	**1.0000e-005**	**6.7000e-004**	**1.8000e-004**	**0.0000**	**1.8000e-004**	**0.0000**	**0.4846**	**0.4846**	**2.0000e-005**	**0.0000**	**0.4850**

Mitigated Construction On-Site

	ROG	NOx	CO	SO2	Fugitive PM10	Exhaust PM10	PM10 Total	Fugitive PM2.5	Exhaust PM2.5	PM2.5 Total	Bio- CO2	NBio- CO2	Total CO2	CH4	N2O	CO2e
Category	tons/yr										MT/yr					
Off-Road	2.4700e-003	0.0232	0.0393	6.0000e-005		1.1300e-003	1.1300e-003		1.0400e-003	1.0400e-003	0.0000	5.3882	5.3882	1.7400e-003	0.0000	5.4248
Paving	0.0000					0.0000	0.0000		0.0000	0.0000	0.0000	0.0000	0.0000	0.0000	0.0000	0.0000
Total	**2.4700e-003**	**0.0232**	**0.0393**	**6.0000e-005**		**1.1300e-003**	**1.1300e-003**		**1.0400e-003**	**1.0400e-003**	**0.0000**	**5.3882**	**5.3882**	**1.7400e-003**	**0.0000**	**5.4248**

Mitigated Construction Off-Site

	ROG	NOx	CO	SO2	Fugitive PM10	Exhaust PM10	PM10 Total	Fugitive PM2.5	Exhaust PM2.5	PM2.5 Total	Bio- CO2	NBio- CO2	Total CO2	CH4	N2O	CO2e
Category	tons/yr										MT/yr					
Hauling	0.0000	0.0000	0.0000	0.0000	0.0000	0.0000	0.0000	0.0000	0.0000	0.0000	0.0000	0.0000	0.0000	0.0000	0.0000	0.0000
Vendor	0.0000	0.0000	0.0000	0.0000	0.0000	0.0000	0.0000	0.0000	0.0000	0.0000	0.0000	0.0000	0.0000	0.0000	0.0000	0.0000
Worker	1.6000e-004	2.0000e-004	1.8700e-003	1.0000e-005	6.6000e-004	1.0000e-005	6.7000e-004	1.8000e-004	0.0000	1.8000e-004	0.0000	0.4846	0.4846	2.0000e-005	0.0000	0.4850
Total	**1.6000e-004**	**2.0000e-004**	**1.8700e-003**	**1.0000e-005**	**6.6000e-004**	**1.0000e-005**	**6.7000e-004**	**1.8000e-004**	**0.0000**	**1.8000e-004**	**0.0000**	**0.4846**	**0.4846**	**2.0000e-005**	**0.0000**	**0.4850**

3.5 Paving 2 - 2027

Unmitigated Construction On-Site

	ROG	NOx	CO	SO2	Fugitive PM10	Exhaust PM10	PM10 Total	Fugitive PM2.5	Exhaust PM2.5	PM2.5 Total	Bio- CO2	NBio- CO2	Total CO2	CH4	N2O	CO2e
Category	tons/yr										MT/yr					
Off-Road	2.2400e-003	0.0211	0.0357	6.0000e-005		1.0300e-003	1.0300e-003		9.5000e-004	9.5000e-004	0.0000	4.8983	4.8983	1.5800e-003	0.0000	4.9316

Paving	0.0000					0.0000	0.0000		0.0000	0.0000	0.0000	0.0000	0.0000	0.0000	0.0000	0.0000
Total	**2.2400e-003**	**0.0211**	**0.0357**	**6.0000e-005**		**1.0300e-003**	**1.0300e-003**		**9.5000e-004**	**9.5000e-004**	**0.0000**	**4.8983**	**4.8983**	**1.5800e-003**	**0.0000**	**4.9316**

Unmitigated Construction Off-Site

	ROG	NOx	CO	SO2	Fugitive PM10	Exhaust PM10	PM10 Total	Fugitive PM2.5	Exhaust PM2.5	PM2.5 Total	Bio- CO2	NBio- CO2	Total CO2	CH4	N2O	CO2e
Category	tons/yr										MT/yr					
Hauling	0.0000	0.0000	0.0000	0.0000	0.0000	0.0000	0.0000	0.0000	0.0000	0.0000	0.0000	0.0000	0.0000	0.0000	0.0000	0.0000
Vendor	0.0000	0.0000	0.0000	0.0000	0.0000	0.0000	0.0000	0.0000	0.0000	0.0000	0.0000	0.0000	0.0000	0.0000	0.0000	0.0000
Worker	1.4000e-004	1.7000e-004	1.6500e-003	1.0000e-005	6.0000e-004	0.0000	6.1000e-004	1.6000e-004	0.0000	1.6000e-004	0.0000	0.4365	0.4365	2.0000e-005	0.0000	0.4369
Total	**1.4000e-004**	**1.7000e-004**	**1.6500e-003**	**1.0000e-005**	**6.0000e-004**	**0.0000**	**6.1000e-004**	**1.6000e-004**	**0.0000**	**1.6000e-004**	**0.0000**	**0.4365**	**0.4365**	**2.0000e-005**	**0.0000**	**0.4369**

Mitigated Construction On-Site

	ROG	NOx	CO	SO2	Fugitive PM10	Exhaust PM10	PM10 Total	Fugitive PM2.5	Exhaust PM2.5	PM2.5 Total	Bio- CO2	NBio- CO2	Total CO2	CH4	N2O	CO2e
Category	tons/yr										MT/yr					
Off-Road	2.2400e-003	0.0211	0.0357	6.0000e-005		1.0300e-003	1.0300e-003		9.5000e-004	9.5000e-004	0.0000	4.8983	4.8983	1.5800e-003	0.0000	4.9316
Paving	0.0000					0.0000	0.0000		0.0000	0.0000	0.0000	0.0000	0.0000	0.0000	0.0000	0.0000
Total	**2.2400e-003**	**0.0211**	**0.0357**	**6.0000e-005**		**1.0300e-003**	**1.0300e-003**		**9.5000e-004**	**9.5000e-004**	**0.0000**	**4.8983**	**4.8983**	**1.5800e-003**	**0.0000**	**4.9316**

Mitigated Construction Off-Site

	ROG	NOx	CO	SO2	Fugitive PM10	Exhaust PM10	PM10 Total	Fugitive PM2.5	Exhaust PM2.5	PM2.5 Total	Bio- CO2	NBio- CO2	Total CO2	CH4	N2O	CO2e
Category	tons/yr										MT/yr					
Hauling	0.0000	0.0000	0.0000	0.0000	0.0000	0.0000	0.0000	0.0000	0.0000	0.0000	0.0000	0.0000	0.0000	0.0000	0.0000	0.0000
Vendor	0.0000	0.0000	0.0000	0.0000	0.0000	0.0000	0.0000	0.0000	0.0000	0.0000	0.0000	0.0000	0.0000	0.0000	0.0000	0.0000
Worker	1.4000e-004	1.7000e-004	1.6500e-003	1.0000e-005	6.0000e-004	0.0000	6.1000e-004	1.6000e-004	0.0000	1.6000e-004	0.0000	0.4365	0.4365	2.0000e-005	0.0000	0.4369
Total	**1.4000e-004**	**1.7000e-004**	**1.6500e-003**	**1.0000e-005**	**6.0000e-004**	**0.0000**	**6.1000e-004**	**1.6000e-004**	**0.0000**	**1.6000e-004**	**0.0000**	**0.4365**	**0.4365**	**2.0000e-005**	**0.0000**	**0.4369**

3.6 Paving 3 - 2027

Unmitigated Construction On-Site

	ROG	NOx	CO	SO2	Fugitive PM10	Exhaust PM10	PM10 Total	Fugitive PM2.5	Exhaust PM2.5	PM2.5 Total	Bio- CO2	NBio- CO2	Total CO2	CH4	N2O	CO2e
Category	tons/yr										MT/yr					
Off-Road	2.6900e-003	0.0253	0.0428	7.0000e-005		1.2300e-003	1.2300e-003		1.1300e-003	1.1300e-003	0.0000	5.8780	5.8780	1.9000e-003	0.0000	5.9179
Paving	0.0000					0.0000	0.0000		0.0000	0.0000	0.0000	0.0000	0.0000	0.0000	0.0000	0.0000
Total	**2.6900e-003**	**0.0253**	**0.0428**	**7.0000e-005**		**1.2300e-003**	**1.2300e-003**		**1.1300e-003**	**1.1300e-003**	**0.0000**	**5.8780**	**5.8780**	**1.9000e-003**	**0.0000**	**5.9179**

Unmitigated Construction Off-Site

	ROG	NOx	CO	SO2	Fugitive PM10	Exhaust PM10	PM10 Total	Fugitive PM2.5	Exhaust PM2.5	PM2.5 Total	Bio- CO2	NBio- CO2	Total CO2	CH4	N2O	CO2e
Category	tons/yr										MT/yr					

Hauling	0.0000	0.0000	0.0000	0.0000	0.0000	0.0000	0.0000	0.0000	0.0000	0.0000	0.0000	0.0000	0.0000	0.0000	0.0000	0.0000
Vendor	0.0000	0.0000	0.0000	0.0000	0.0000	0.0000	0.0000	0.0000	0.0000	0.0000	0.0000	0.0000	0.0000	0.0000	0.0000	0.0000
Worker	1.7000e-004	2.1000e-004	1.9700e-003	1.0000e-005	7.2000e-004	1.0000e-005	7.3000e-004	1.9000e-004	1.0000e-005	2.0000e-004	0.0000	0.5238	0.5238	2.0000e-005	0.0000	0.5243
Total	**1.7000e-004**	**2.1000e-004**	**1.9700e-003**	**1.0000e-005**	**7.2000e-004**	**1.0000e-005**	**7.3000e-004**	**1.9000e-004**	**1.0000e-005**	**2.0000e-004**	**0.0000**	**0.5238**	**0.5238**	**2.0000e-005**	**0.0000**	**0.5243**

Mitigated Construction On-Site

	ROG	NOx	CO	SO2	Fugitive PM10	Exhaust PM10	PM10 Total	Fugitive PM2.5	Exhaust PM2.5	PM2.5 Total	Bio- CO2	NBio- CO2	Total CO2	CH4	N2O	CO2e
Category	tons/yr										MT/yr					
Off-Road	2.6900e-003	0.0253	0.0428	7.0000e-005		1.2300e-003	1.2300e-003		1.1300e-003	1.1300e-003	0.0000	5.8780	5.8780	1.9000e-003	0.0000	5.9179
Paving	0.0000					0.0000	0.0000		0.0000	0.0000	0.0000	0.0000	0.0000	0.0000	0.0000	0.0000
Total	**2.6900e-003**	**0.0253**	**0.0428**	**7.0000e-005**		**1.2300e-003**	**1.2300e-003**		**1.1300e-003**	**1.1300e-003**	**0.0000**	**5.8780**	**5.8780**	**1.9000e-003**	**0.0000**	**5.9179**

Mitigated Construction Off-Site

	ROG	NOx	CO	SO2	Fugitive PM10	Exhaust PM10	PM10 Total	Fugitive PM2.5	Exhaust PM2.5	PM2.5 Total	Bio- CO2	NBio- CO2	Total CO2	CH4	N2O	CO2e
Category	tons/yr										MT/yr					
Hauling	0.0000	0.0000	0.0000	0.0000	0.0000	0.0000	0.0000	0.0000	0.0000	0.0000	0.0000	0.0000	0.0000	0.0000	0.0000	0.0000
Vendor	0.0000	0.0000	0.0000	0.0000	0.0000	0.0000	0.0000	0.0000	0.0000	0.0000	0.0000	0.0000	0.0000	0.0000	0.0000	0.0000
Worker	1.7000e-004	2.1000e-004	1.9700e-003	1.0000e-005	7.2000e-004	1.0000e-005	7.3000e-004	1.9000e-004	1.0000e-005	2.0000e-004	0.0000	0.5238	0.5238	2.0000e-005	0.0000	0.5243
Total	**1.7000e-004**	**2.1000e-004**	**1.9700e-003**	**1.0000e-005**	**7.2000e-004**	**1.0000e-005**	**7.3000e-004**	**1.9000e-004**	**1.0000e-005**	**2.0000e-004**	**0.0000**	**0.5238**	**0.5238**	**2.0000e-005**	**0.0000**	**0.5243**

3.7 Final Paving - 2028

Unmitigated Construction On-Site

	ROG	NOx	CO	SO2	Fugitive PM10	Exhaust PM10	PM10 Total	Fugitive PM2.5	Exhaust PM2.5	PM2.5 Total	Bio- CO2	NBio- CO2	Total CO2	CH4	N2O	CO2e
Category	tons/yr										MT/yr					
Off-Road	4.4900e-003	0.0421	0.0714	1.1000e-004		2.0500e-003	2.0500e-003		1.8900e-003	1.8900e-003	0.0000	9.7967	9.7967	3.1700e-003	0.0000	9.8632
Paving	0.0000					0.0000	0.0000		0.0000	0.0000	0.0000	0.0000	0.0000	0.0000	0.0000	0.0000
Total	**4.4900e-003**	**0.0421**	**0.0714**	**1.1000e-004**		**2.0500e-003**	**2.0500e-003**		**1.8900e-003**	**1.8900e-003**	**0.0000**	**9.7967**	**9.7967**	**3.1700e-003**	**0.0000**	**9.8632**

Unmitigated Construction Off-Site

	ROG	NOx	CO	SO2	Fugitive PM10	Exhaust PM10	PM10 Total	Fugitive PM2.5	Exhaust PM2.5	PM2.5 Total	Bio- CO2	NBio- CO2	Total CO2	CH4	N2O	CO2e
Category	tons/yr										MT/yr					
Hauling	0.0000	0.0000	0.0000	0.0000	0.0000	0.0000	0.0000	0.0000	0.0000	0.0000	0.0000	0.0000	0.0000	0.0000	0.0000	0.0000
Vendor	0.0000	0.0000	0.0000	0.0000	0.0000	0.0000	0.0000	0.0000	0.0000	0.0000	0.0000	0.0000	0.0000	0.0000	0.0000	0.0000
Worker	2.7000e-004	3.4000e-004	3.2000e-003	1.0000e-005	1.2000e-003	1.0000e-005	1.2100e-003	3.2000e-004	1.0000e-005	3.3000e-004	0.0000	0.8661	0.8661	4.0000e-005	0.0000	0.8669
Total	**2.7000e-004**	**3.4000e-004**	**3.2000e-003**	**1.0000e-005**	**1.2000e-003**	**1.0000e-005**	**1.2100e-003**	**3.2000e-004**	**1.0000e-005**	**3.3000e-004**	**0.0000**	**0.8661**	**0.8661**	**4.0000e-005**	**0.0000**	**0.8669**

Mitigated Construction On-Site

	ROG	NOx	CO	SO2	Fugitive PM10	Exhaust PM10	PM10 Total	Fugitive PM2.5	Exhaust PM2.5	PM2.5 Total	Bio- CO2	NBio- CO2	Total CO2	CH4	N2O	CO2e
Category	tons/yr										MT/yr					
Off-Road	4.4900e-003	0.0421	0.0714	1.1000e-004		2.0500e-003	2.0500e-003		1.8900e-003	1.8900e-003	0.0000	9.7967	9.7967	3.1700e-003	0.0000	9.8632
Paving	0.0000					0.0000	0.0000		0.0000	0.0000	0.0000	0.0000	0.0000	0.0000	0.0000	0.0000
Total	**4.4900e-003**	**0.0421**	**0.0714**	**1.1000e-004**		**2.0500e-003**	**2.0500e-003**		**1.8900e-003**	**1.8900e-003**	**0.0000**	**9.7967**	**9.7967**	**3.1700e-003**	**0.0000**	**9.8632**

Mitigated Construction Off-Site

	ROG	NOx	CO	SO2	Fugitive PM10	Exhaust PM10	PM10 Total	Fugitive PM2.5	Exhaust PM2.5	PM2.5 Total	Bio- CO2	NBio- CO2	Total CO2	CH4	N2O	CO2e
Category	tons/yr										MT/yr					
Hauling	0.0000	0.0000	0.0000	0.0000	0.0000	0.0000	0.0000	0.0000	0.0000	0.0000	0.0000	0.0000	0.0000	0.0000	0.0000	0.0000
Vendor	0.0000	0.0000	0.0000	0.0000	0.0000	0.0000	0.0000	0.0000	0.0000	0.0000	0.0000	0.0000	0.0000	0.0000	0.0000	0.0000
Worker	2.7000e-004	3.4000e-004	3.2000e-003	1.0000e-005	1.2000e-003	1.0000e-005	1.2100e-003	3.2000e-004	1.0000e-005	3.3000e-004	0.0000	0.8661	0.8661	4.0000e-005	0.0000	0.8669
Total	**2.7000e-004**	**3.4000e-004**	**3.2000e-003**	**1.0000e-005**	**1.2000e-003**	**1.0000e-005**	**1.2100e-003**	**3.2000e-004**	**1.0000e-005**	**3.3000e-004**	**0.0000**	**0.8661**	**0.8661**	**4.0000e-005**	**0.0000**	**0.8669**

4.0 Operational Detail - Mobile

4.1 Mitigation Measures Mobile

	ROG	NOx	CO	SO2	Fugitive PM10	Exhaust PM10	PM10 Total	Fugitive PM2.5	Exhaust PM2.5	PM2.5 Total	Bio- CO2	NBio- CO2	Total CO2	CH4	N2O	CO2e

Category	tons/yr										MT/yr					
Mitigated	0.0000	0.0000	0.0000	0.0000	0.0000	0.0000	0.0000	0.0000	0.0000	0.0000	0.0000	0.0000	0.0000	0.0000	0.0000	0.0000
Unmitigated	0.0000	0.0000	0.0000	0.0000	0.0000	0.0000	0.0000	0.0000	0.0000	0.0000	0.0000	0.0000	0.0000	0.0000	0.0000	0.0000

4.2 Trip Summary Information

	Average Daily Trip Rate			Unmitigated	Mitigated
Land Use	Weekday	Saturday	Sunday	Annual VMT	Annual VMT
User Defined Industrial	0.00	0.00	0.00		
Total	0.00	0.00	0.00		

4.3 Trip Type Information

	Miles			Trip %			Trip Purpose %		
Land Use	H-W or C-W	H-S or C-C	H-O or C-NW	H-W or C-W	H-S or C-C	H-O or C-NW	Primary	Diverted	Pass-by
User Defined Industrial	9.50	7.30	7.30	0.00	0.00	0.00	0	0	0

LDA	LDT1	LDT2	MDV	LHD1	LHD2	MHD	HHD	OBUS	UBUS	MCY	SBUS	MH
0.511923	0.073395	0.191568	0.130918	0.036235	0.005199	0.012665	0.023708	0.001889	0.002027	0.006511	0.000534	0.003431

5.0 Energy Detail

4.4 Fleet Mix

Historical Energy Use: N

5.1 Mitigation Measures Energy

	ROG	NOx	CO	SO2	Fugitive PM10	Exhaust PM10	PM10 Total	Fugitive PM2.5	Exhaust PM2.5	PM2.5 Total	Bio- CO2	NBio- CO2	Total CO2	CH4	N2O	CO2e
Category	tons/yr										MT/yr					

Electricity Mitigated						0.0000	0.0000		0.0000	0.0000	0.0000	0.0000	0.0000	0.0000	0.0000	0.0000
Electricity Unmitigated						0.0000	0.0000		0.0000	0.0000	0.0000	0.0000	0.0000	0.0000	0.0000	0.0000
NaturalGas Mitigated	0.0000	0.0000	0.0000	0.0000		0.0000	0.0000		0.0000	0.0000	0.0000	0.0000	0.0000	0.0000	0.0000	0.0000
NaturalGas Unmitigated	0.0000	0.0000	0.0000	0.0000		0.0000	0.0000		0.0000	0.0000	0.0000	0.0000	0.0000	0.0000	0.0000	0.0000

5.2 Energy by Land Use - NaturalGas

Unmitigated

	NaturalGas Use	ROG	NOx	CO	SO2	Fugitive PM10	Exhaust PM10	PM10 Total	Fugitive PM2.5	Exhaust PM2.5	PM2.5 Total	Bio- CO2	NBio- CO2	Total CO2	CH4	N2O	CO2e
Land Use	kBTU/yr	tons/yr										MT/yr					
User Defined Industrial	0	0.0000	0.0000	0.0000	0.0000		0.0000	0.0000		0.0000	0.0000	0.0000	0.0000	0.0000	0.0000	0.0000	0.0000
Total		**0.0000**	**0.0000**	**0.0000**	**0.0000**		**0.0000**	**0.0000**		**0.0000**	**0.0000**	**0.0000**	**0.0000**	**0.0000**	**0.0000**	**0.0000**	**0.0000**

Mitigated

	NaturalGas Use	ROG	NOx	CO	SO2	Fugitive PM10	Exhaust PM10	PM10 Total	Fugitive PM2.5	Exhaust PM2.5	PM2.5 Total	Bio- CO2	NBio- CO2	Total CO2	CH4	N2O	CO2e
Land Use	kBTU/yr	tons/yr										MT/yr					
User Defined Industrial	0	0.0000	0.0000	0.0000	0.0000		0.0000	0.0000		0.0000	0.0000	0.0000	0.0000	0.0000	0.0000	0.0000	0.0000
Total		**0.0000**	**0.0000**	**0.0000**	**0.0000**		**0.0000**	**0.0000**		**0.0000**	**0.0000**	**0.0000**	**0.0000**	**0.0000**	**0.0000**	**0.0000**	**0.0000**

5.3 Energy by Land Use - Electricity

Unmitigated

	Electricity Use	Total CO2	CH4	N2O	CO2e
Land Use	kWh/yr	MT/yr			
User Defined Industrial	0	0.0000	0.0000	0.0000	0.0000
Total		**0.0000**	**0.0000**	**0.0000**	**0.0000**

Mitigated

	Electricity Use	Total CO2	CH4	N2O	CO2e
Land Use	kWh/yr	MT/yr			
User Defined Industrial	0	0.0000	0.0000	0.0000	0.0000
Total		**0.0000**	**0.0000**	**0.0000**	**0.0000**

6.0 Area Detail

6.1 Mitigation Measures Area

	ROG	NOx	CO	SO2	Fugitive PM10	Exhaust PM10	PM10 Total	Fugitive PM2.5	Exhaust PM2.5	PM2.5 Total	Bio- CO2	NBio- CO2	Total CO2	CH4	N2O	CO2e
Category	tons/yr										MT/yr					
Mitigated	0.0000	0.0000	1.0000e-005	0.0000		0.0000	0.0000		0.0000	0.0000	0.0000	2.0000e-005	2.0000e-005	0.0000	0.0000	2.0000e-005
Unmitigated	0.0000	0.0000	1.0000e-005	0.0000		0.0000	0.0000		0.0000	0.0000	0.0000	2.0000e-005	2.0000e-005	0.0000	0.0000	2.0000e-005

6.2 Area by SubCategory

Unmitigated

	ROG	NOx	CO	SO2	Fugitive PM10	Exhaust PM10	PM10 Total	Fugitive PM2.5	Exhaust PM2.5	PM2.5 Total	Bio- CO2	NBio- CO2	Total CO2	CH4	N2O	CO2e
SubCategory	tons/yr										MT/yr					
Architectural Coating	0.0000					0.0000	0.0000		0.0000	0.0000	0.0000	0.0000	0.0000	0.0000	0.0000	0.0000
Consumer Products	0.0000					0.0000	0.0000		0.0000	0.0000	0.0000	0.0000	0.0000	0.0000	0.0000	0.0000
Landscaping	0.0000	0.0000	1.0000e-005	0.0000		0.0000	0.0000		0.0000	0.0000	0.0000	2.0000e-005	2.0000e-005	0.0000	0.0000	2.0000e-005
Total	**0.0000**	**0.0000**	**1.0000e-005**	**0.0000**		**0.0000**	**0.0000**		**0.0000**	**0.0000**	**0.0000**	**2.0000e-005**	**2.0000e-005**	**0.0000**	**0.0000**	**2.0000e-005**

Mitigated

	ROG	NOx	CO	SO2	Fugitive PM10	Exhaust PM10	PM10 Total	Fugitive PM2.5	Exhaust PM2.5	PM2.5 Total	Bio- CO2	NBio- CO2	Total CO2	CH4	N2O	CO2e
SubCategory	tons/yr										MT/yr					
Architectural Coating	0.0000					0.0000	0.0000		0.0000	0.0000	0.0000	0.0000	0.0000	0.0000	0.0000	0.0000
Consumer Products	0.0000					0.0000	0.0000		0.0000	0.0000	0.0000	0.0000	0.0000	0.0000	0.0000	0.0000

Landscaping	0.0000	0.0000	1.0000e-005	0.0000		0.0000	0.0000		0.0000	0.0000	0.0000	2.0000e-005	2.0000e-005	0.0000	0.0000	2.0000e-005
Total	**0.0000**	**0.0000**	**1.0000e-005**	**0.0000**		**0.0000**	**0.0000**		**0.0000**	**0.0000**	**0.0000**	**2.0000e-005**	**2.0000e-005**	**0.0000**	**0.0000**	**2.0000e-005**

7.0 Water Detail

7.1 Mitigation Measures Water

	Total CO2	CH4	N2O	CO2e
Category	MT/yr			
Mitigated	0.0000	0.0000	0.0000	0.0000
Unmitigated	0.0000	0.0000	0.0000	0.0000

7.2 Water by Land Use

Unmitigated

	Indoor/Outdoor Use	Total CO2	CH4	N2O	CO2e
Land Use	Mgal	MT/yr			
User Defined Industrial	0 / 0	0.0000	0.0000	0.0000	0.0000
Total		**0.0000**	**0.0000**	**0.0000**	**0.0000**

Mitigated

	Indoor/Outdoor Use	Total CO2	CH4	N2O	CO2e
Land Use	Mgal	MT/yr			
User Defined Industrial	0 / 0	0.0000	0.0000	0.0000	0.0000
Total		**0.0000**	**0.0000**	**0.0000**	**0.0000**

8.0 Waste Detail

8.1 Mitigation Measures Waste

Category/Year

	Total CO2	CH4	N2O	CO2e
	MT/yr			
Mitigated	0.0000	0.0000	0.0000	0.0000
Unmitigated	0.0000	0.0000	0.0000	0.0000

8.2 Waste by Land Use

Unmitigated

	Waste Disposed	Total CO2	CH4	N2O	CO2e

Land Use	tons	MT/yr			
User Defined Industrial	0	0.0000	0.0000	0.0000	0.0000
Total		**0.0000**	**0.0000**	**0.0000**	**0.0000**

Mitigated

	Waste Disposed	Total CO2	CH4	N2O	CO2e
Land Use	tons	MT/yr			
User Defined Industrial	0	0.0000	0.0000	0.0000	0.0000
Total		**0.0000**	**0.0000**	**0.0000**	**0.0000**

9.0 Operational Offroad

Equipment Type	Number	Hours/Day	Days/Year	Horse Power	Load Factor	Fuel Type

10.0 Vegetation

Central Area Purified Water Pipeline - Tunneling

San Diego Air Basin, Annual

1.0 Project Characteristics

1.1 Land Usage

Land Uses	Size	Metric	Lot Acreage	Floor Surface Area	Population
User Defined Industrial	1.00	User Defined Unit	0.00	0.00	0

1.2 Other Project Characteristics

Urbanization	Urban	**Wind Speed (m/s)**	2.6	**Precipitation Freq (Days)**	40
Climate Zone	13			**Operational Year**	2025
Utility Company	San Diego Gas & Electric				
CO2 Intensity (lb/MWhr)	720.49	**CH4 Intensity (lb/MWhr)**	0.029	**N2O Intensity (lb/MWhr)**	0.006

1.3 User Entered Comments & Non-Default Data

Project Characteristics -

Land Use -

Construction Phase - modified

Off-road Equipment - modified

Trips and VMT - default worker trips, 2 material delivery trucks/day during install, 5 haul trucks/day during trenching

Grading - modified

Construction Off-road Equipment Mitigation -

Off-road Equipment - modified

Off-road Equipment - modified

Off-road Equipment - modified

Off-road Equipment - modified

Off-road Equipment - modified

Off-road Equipment - modified

Off-road Equipment - modified

Table Name	Column Name	Default Value	New Value
tblConstructionPhase	NumDays	0.00	23.00
tblConstructionPhase	NumDays	0.00	12.00
tblConstructionPhase	NumDays	0.00	418.00
tblConstructionPhase	NumDays	0.00	22.00
tblConstructionPhase	NumDays	0.00	7.00
tblConstructionPhase	NumDays	0.00	7.00
tblConstructionPhase	NumDays	0.00	22.00
tblGrading	AcresOfGrading	18.00	0.00
tblGrading	AcresOfGrading	33.00	0.00
tblGrading	MaterialExported	0.00	736.00
tblGrading	MaterialExported	0.00	33,440.00
tblGrading	MaterialExported	0.00	736.00
tblOffRoadEquipment	LoadFactor	0.48	0.48
tblOffRoadEquipment	LoadFactor	0.38	0.38
tblOffRoadEquipment	LoadFactor	0.50	0.50
tblOffRoadEquipment	LoadFactor	0.38	0.38
tblOffRoadEquipment	LoadFactor	0.50	0.50
tblOffRoadEquipment	LoadFactor	0.48	0.48
tblOffRoadEquipment	LoadFactor	0.38	0.38
tblOffRoadEquipment	LoadFactor	0.50	0.50
tblOffRoadEquipment	LoadFactor	0.34	0.34
tblOffRoadEquipment	OffRoadEquipmentType		Scrapers
tblOffRoadEquipment	OffRoadEquipmentType		Excavators
tblOffRoadEquipment	OffRoadEquipmentType		Trenchers
tblOffRoadEquipment	OffRoadEquipmentType		Crushing/Proc. Equipment
tblOffRoadEquipment	OffRoadEquipmentType		Excavators

tblOffRoadEquipment	OffRoadEquipmentType		Trenchers
tblOffRoadEquipment	OffRoadEquipmentType		Crushing/Proc. Equipment
tblOffRoadEquipment	OffRoadEquipmentType		Scrapers
tblOffRoadEquipment	OffRoadEquipmentType		Excavators
tblOffRoadEquipment	OffRoadEquipmentType		Trenchers
tblOffRoadEquipment	OffRoadEquipmentType		Crushing/Proc. Equipment
tblOffRoadEquipment	OffRoadEquipmentType		Other General Industrial Equipment
tblOffRoadEquipment	OffRoadEquipmentUnitAmount	2.00	1.00
tblOffRoadEquipment	OffRoadEquipmentUnitAmount	2.00	1.00
tblOffRoadEquipment	OffRoadEquipmentUnitAmount	2.00	1.00
tblOffRoadEquipment	OffRoadEquipmentUnitAmount	1.00	0.00
tblOffRoadEquipment	OffRoadEquipmentUnitAmount	1.00	0.00
tblOffRoadEquipment	OffRoadEquipmentUnitAmount	1.00	0.00
tblOffRoadEquipment	OffRoadEquipmentUnitAmount	1.00	0.00
tblOffRoadEquipment	OffRoadEquipmentUnitAmount	1.00	0.00
tblOffRoadEquipment	OffRoadEquipmentUnitAmount	1.00	0.00
tblOffRoadEquipment	UsageHours	6.00	8.00
tblOffRoadEquipment	UsageHours	6.00	7.00
tblOffRoadEquipment	UsageHours	6.00	8.00
tblOffRoadEquipment	UsageHours	8.00	7.00
tblProjectCharacteristics	OperationalYear	2014	2025
tblTripsAndVMT	VendorTripNumber	0.00	4.00

2.0 Emissions Summary

2.1 Overall Construction

Unmitigated Construction

	ROG	NOx	CO	SO2	Fugitive PM10	Exhaust PM10	PM10 Total	Fugitive PM2.5	Exhaust PM2.5	PM2.5 Total	Bio- CO2	NBio- CO2	Total CO2	CH4	N2O	CO2e

Year	tons/yr										MT/yr					
2026	0.1036	0.8221	1.2160	2.2800e-003	0.2073	0.0401	0.2474	0.1017	0.0376	0.1393	0.0000	194.8092	194.8092	0.0349	0.0000	195.5411
2027	0.1649	1.2946	1.9572	3.7000e-003	0.2057	0.0636	0.2692	0.0990	0.0597	0.1587	0.0000	315.8123	315.8123	0.0522	0.0000	316.9082
2028	0.0461	0.3832	0.5264	9.8000e-004	0.1999	0.0183	0.2182	0.0994	0.0171	0.1164	0.0000	83.9858	83.9858	0.0189	0.0000	84.3816
Total	**0.3146**	**2.5000**	**3.6997**	**6.9600e-003**	**0.6128**	**0.1220**	**0.7348**	**0.3001**	**0.1143**	**0.4144**	**0.0000**	**594.6073**	**594.6073**	**0.1059**	**0.0000**	**596.8309**

Mitigated Construction

	ROG	NOx	CO	SO2	Fugitive PM10	Exhaust PM10	PM10 Total	Fugitive PM2.5	Exhaust PM2.5	PM2.5 Total	Bio- CO2	NBio- CO2	Total CO2	CH4	N2O	CO2e
Year	tons/yr										MT/yr					
2026	0.1036	0.8221	1.2160	2.2800e-003	0.1147	0.0401	0.1548	0.0513	0.0376	0.0889	0.0000	194.8090	194.8090	0.0349	0.0000	195.5409
2027	0.1649	1.2946	1.9572	3.7000e-003	0.1178	0.0636	0.1814	0.0513	0.0597	0.1109	0.0000	315.8120	315.8120	0.0522	0.0000	316.9079
2028	0.0461	0.3832	0.5264	9.8000e-004	0.1075	0.0183	0.1258	0.0491	0.0171	0.0662	0.0000	83.9857	83.9857	0.0189	0.0000	84.3815
Total	**0.3146**	**2.5000**	**3.6997**	**6.9600e-003**	**0.3400**	**0.1220**	**0.4620**	**0.1517**	**0.1143**	**0.2660**	**0.0000**	**594.6068**	**594.6068**	**0.1059**	**0.0000**	**596.8303**

	ROG	**NOx**	**CO**	**SO2**	**Fugitive PM10**	**Exhaust PM10**	**PM10 Total**	**Fugitive PM2.5**	**Exhaust PM2.5**	**PM2.5 Total**	**Bio- CO2**	**NBio-CO2**	**Total CO2**	**CH4**	**N20**	**CO2e**
Percent Reduction	**0.00**	**0.00**	**0.00**	**0.00**	**44.52**	**0.00**	**37.13**	**49.46**	**0.00**	**35.81**	**0.00**	**0.00**	**0.00**	**0.00**	**0.00**	**0.00**

2.2 Overall Operational

Unmitigated Operational

	ROG	NOx	CO	SO2	Fugitive PM10	Exhaust PM10	PM10 Total	Fugitive PM2.5	Exhaust PM2.5	PM2.5 Total	Bio- CO2	NBio- CO2	Total CO2	CH4	N2O	CO2e

Category	tons/yr										MT/yr					
Area	0.0000	0.0000	1.0000e-005	0.0000		0.0000	0.0000		0.0000	0.0000	0.0000	2.0000e-005	2.0000e-005	0.0000	0.0000	2.0000e-005
Energy	0.0000	0.0000	0.0000	0.0000		0.0000	0.0000		0.0000	0.0000	0.0000	0.0000	0.0000	0.0000	0.0000	0.0000
Mobile	0.0000	0.0000	0.0000	0.0000	0.0000	0.0000	0.0000	0.0000	0.0000	0.0000	0.0000	0.0000	0.0000	0.0000	0.0000	0.0000
Waste						0.0000	0.0000		0.0000	0.0000	0.0000	0.0000	0.0000	0.0000	0.0000	0.0000
Water						0.0000	0.0000		0.0000	0.0000	0.0000	0.0000	0.0000	0.0000	0.0000	0.0000
Total	**0.0000**	**0.0000**	**1.0000e-005**	**0.0000**	**0.0000**	**0.0000**	**0.0000**	**0.0000**	**0.0000**	**0.0000**	**0.0000**	**2.0000e-005**	**2.0000e-005**	**0.0000**	**0.0000**	**2.0000e-005**

Mitigated Operational

	ROG	NOx	CO	SO2	Fugitive PM10	Exhaust PM10	PM10 Total	Fugitive PM2.5	Exhaust PM2.5	PM2.5 Total	Bio- CO2	NBio- CO2	Total CO2	CH4	N2O	CO2e
Category	tons/yr										MT/yr					
Area	0.0000	0.0000	1.0000e-005	0.0000		0.0000	0.0000		0.0000	0.0000	0.0000	2.0000e-005	2.0000e-005	0.0000	0.0000	2.0000e-005
Energy	0.0000	0.0000	0.0000	0.0000		0.0000	0.0000		0.0000	0.0000	0.0000	0.0000	0.0000	0.0000	0.0000	0.0000
Mobile	0.0000	0.0000	0.0000	0.0000	0.0000	0.0000	0.0000	0.0000	0.0000	0.0000	0.0000	0.0000	0.0000	0.0000	0.0000	0.0000
Waste						0.0000	0.0000		0.0000	0.0000	0.0000	0.0000	0.0000	0.0000	0.0000	0.0000
Water						0.0000	0.0000		0.0000	0.0000	0.0000	0.0000	0.0000	0.0000	0.0000	0.0000
Total	**0.0000**	**0.0000**	**1.0000e-005**	**0.0000**	**0.0000**	**0.0000**	**0.0000**	**0.0000**	**0.0000**	**0.0000**	**0.0000**	**2.0000e-005**	**2.0000e-005**	**0.0000**	**0.0000**	**2.0000e-005**

	ROG	**NOx**	**CO**	**SO2**	**Fugitive PM10**	**Exhaust PM10**	**PM10 Total**	**Fugitive PM2.5**	**Exhaust PM2.5**	**PM2.5 Total**	**Bio- CO2**	**NBio-CO2**	**Total CO2**	**CH4**	**N20**	**CO2e**
Percent Reduction	**0.00**	**0.00**	**0.00**	**0.00**	**0.00**	**0.00**	**0.00**	**0.00**	**0.00**	**0.00**	**0.00**	**0.00**	**0.00**	**0.00**	**0.00**	**0.00**

3.0 Construction Detail

Construction Phase

Phase Number	Phase Name	Phase Type	Start Date	End Date	Num Days Week	Num Days	Phase Description
1	Site Prep Portal 1	Site Preparation	5/15/2026	6/1/2026	5	12	
2	Excavation Portal 1	Grading	6/2/2026	7/2/2026	5	23	
3	Tunnel Excavation	Grading	7/3/2026	2/8/2028	5	418	
4	Site Prep Portal 2	Site Preparation	2/9/2028	3/9/2028	5	22	
5	Excavation Portal 2	Grading	3/10/2028	4/10/2028	5	22	
6	Pipeline Connection	Site Preparation	4/11/2028	4/19/2028	5	7	
7	Site Restoration	Site Preparation	4/20/2028	4/28/2028	5	7	

Acres of Grading (Site Preparation Phase): 0

Acres of Grading (Grading Phase): 0

Acres of Paving: 0

Residential Indoor: 0; Residential Outdoor: 0; Non-Residential Indoor: 0; Non-Residential Outdoor: 0 (Architectural Coating – sqft)

OffRoad Equipment

Phase Name	Offroad Equipment Type	Amount	Usage Hours	Horse Power	Load Factor
Site Prep Portal 1	Concrete/Industrial Saws	0	8.00	81	0.73
Site Prep Portal 1	Excavators	0	8.00	162	0.38
Site Prep Portal 1	Rubber Tired Dozers	0	8.00	255	0.40
Site Prep Portal 1	Tractors/Loaders/Backhoes	1	8.00	97	0.37
Site Prep Portal 1	Trenchers	0	8.00	80	0.50
Excavation Portal 1	Cranes	0	4.00	226	0.29
Excavation Portal 1	Forklifts	0	6.00	89	0.20
Excavation Portal 1	Tractors/Loaders/Backhoes	1	8.00	97	0.37
Tunnel Excavation	Cement and Mortar Mixers	0	6.00	9	0.56
Tunnel Excavation	Pavers	0	8.00	125	0.42
Tunnel Excavation	Paving Equipment	0	8.00	130	0.36

Tunnel Excavation	Rollers	0	8.00	80	0.38
Tunnel Excavation	Tractors/Loaders/Backhoes	1	7.00	97	0.37
Excavation Portal 2	Cement and Mortar Mixers	0	6.00	9	0.56
Excavation Portal 2	Pavers	0	8.00	125	0.42
Excavation Portal 2	Paving Equipment	0	8.00	130	0.36
Excavation Portal 2	Rollers	0	8.00	80	0.38
Excavation Portal 2	Tractors/Loaders/Backhoes	1	8.00	97	0.37
Pipeline Connection	Cement and Mortar Mixers	0	6.00	9	0.56
Pipeline Connection	Pavers	0	8.00	125	0.42
Pipeline Connection	Paving Equipment	0	8.00	130	0.36
Pipeline Connection	Rollers	0	8.00	80	0.38
Pipeline Connection	Tractors/Loaders/Backhoes	0	7.00	97	0.37
Site Restoration	Cement and Mortar Mixers	0	6.00	9	0.56
Site Restoration	Pavers	0	8.00	125	0.42
Site Restoration	Paving Equipment	0	8.00	130	0.36
Site Restoration	Rollers	0	8.00	80	0.38
Site Restoration	Tractors/Loaders/Backhoes	1	8.00	97	0.37
Excavation Portal 1	Concrete/Industrial Saws	0	8.00	81	0.73
Tunnel Excavation	Concrete/Industrial Saws	0	8.00	81	0.73
Excavation Portal 2	Concrete/Industrial Saws	0	8.00	81	0.73
Site Prep Portal 1	Graders	1	8.00	174	0.41
Pipeline Connection	Graders	0	8.00	174	0.41
Site Restoration	Graders	0	8.00	174	0.41
Excavation Portal 1	Rubber Tired Dozers	1	1.00	255	0.40
Tunnel Excavation	Rubber Tired Dozers	1	1.00	255	0.40
Excavation Portal 2	Rubber Tired Dozers	1	1.00	255	0.40
Site Prep Portal 2	Graders	1	8.00	174	0.41
Site Prep Portal 2	Tractors/Loaders/Backhoes	1	8.00	97	0.37
Site Prep Portal 1	Scrapers	1	8.00	361	0.48
Excavation Portal 1	Excavators	1	8.00	162	0.38

Excavation Portal 1	Trenchers	1	8.00	80	0.50
Excavation Portal 1	Crushing/Proc. Equipment	1	8.00	85	0.78
Tunnel Excavation	Excavators	1	8.00	162	0.38
Tunnel Excavation	Trenchers	1	8.00	80	0.50
Tunnel Excavation	Crushing/Proc. Equipment	1	8.00	85	0.78
Site Prep Portal 2	Scrapers	1	8.00	361	0.48
Excavation Portal 2	Excavators	1	8.00	162	0.38
Excavation Portal 2	Trenchers	1	8.00	80	0.50
Excavation Portal 2	Crushing/Proc. Equipment	1	8.00	85	0.78
Pipeline Connection	Other General Industrial Equipment	4	8.00	87	0.34

Trips and VMT

Phase Name	Offroad Equipment Count	Worker Trip Number	Vendor Trip Number	Hauling Trip Number	Worker Trip Length	Vendor Trip Length	Hauling Trip Length	Worker Vehicle Class	Vendor Vehicle Class	Hauling Vehicle Class
Site Prep Portal 1	3	8.00	4.00	0.00	10.80	7.30	20.00	LD_Mix	HDT_Mix	HHDT
Excavation Portal 1	5	13.00	0.00	92.00	10.80	7.30	20.00	LD_Mix	HDT_Mix	HHDT
Tunnel Excavation	5	13.00	0.00	4,180.00	10.80	7.30	20.00	LD_Mix	HDT_Mix	HHDT
Excavation Portal 2	5	13.00	0.00	92.00	10.80	7.30	20.00	LD_Mix	HDT_Mix	HHDT
Pipeline Connection	4	10.00	0.00	0.00	10.80	7.30	20.00	LD_Mix	HDT_Mix	HHDT
Site Restoration	1	3.00	0.00	0.00	10.80	7.30	20.00	LD_Mix	HDT_Mix	HHDT
Site Prep Portal 2	3	8.00	0.00	0.00	10.80	7.30	20.00	LD_Mix	HDT_Mix	HHDT

3.1 Mitigation Measures Construction

Water Exposed Area

3.2 Site Prep Portal 1 - 2026

Unmitigated Construction On-Site

	ROG	NOx	CO	SO2	Fugitive PM10	Exhaust PM10	PM10 Total	Fugitive PM2.5	Exhaust PM2.5	PM2.5 Total	Bio- CO2	NBio- CO2	Total CO2	CH4	N2O	CO2e

Category	tons/yr										MT/yr					
Fugitive Dust					0.0000	0.0000	0.0000	0.0000	0.0000	0.0000	0.0000	0.0000	0.0000	0.0000	0.0000	0.0000
Off-Road	7.2600e-003	0.0667	0.0711	1.5000e-004		2.9600e-003	2.9600e-003		2.7200e-003	2.7200e-003	0.0000	12.8212	12.8212	4.1500e-003	0.0000	12.9083
Total	**7.2600e-003**	**0.0667**	**0.0711**	**1.5000e-004**	**0.0000**	**2.9600e-003**	**2.9600e-003**	**0.0000**	**2.7200e-003**	**2.7200e-003**	**0.0000**	**12.8212**	**12.8212**	**4.1500e-003**	**0.0000**	**12.9083**

Unmitigated Construction Off-Site

	ROG	NOx	CO	SO2	Fugitive PM10	Exhaust PM10	PM10 Total	Fugitive PM2.5	Exhaust PM2.5	PM2.5 Total	Bio- CO2	NBio- CO2	Total CO2	CH4	N2O	CO2e
Category	tons/yr										MT/yr					
Hauling	0.0000	0.0000	0.0000	0.0000	0.0000	0.0000	0.0000	0.0000	0.0000	0.0000	0.0000	0.0000	0.0000	0.0000	0.0000	0.0000
Vendor	1.6000e-004	8.8000e-004	2.1900e-003	1.0000e-005	1.6000e-004	2.0000e-005	1.8000e-004	4.0000e-005	2.0000e-005	6.0000e-005	0.0000	0.4782	0.4782	0.0000	0.0000	0.4782
Worker	9.0000e-005	1.2000e-004	1.0900e-003	0.0000	3.8000e-004	0.0000	3.9000e-004	1.0000e-004	0.0000	1.1000e-004	0.0000	0.2819	0.2819	1.0000e-005	0.0000	0.2822
Total	**2.5000e-004**	**1.0000e-003**	**3.2800e-003**	**1.0000e-005**	**5.4000e-004**	**2.0000e-005**	**5.7000e-004**	**1.4000e-004**	**2.0000e-005**	**1.7000e-004**	**0.0000**	**0.7601**	**0.7601**	**1.0000e-005**	**0.0000**	**0.7604**

Mitigated Construction On-Site

	ROG	NOx	CO	SO2	Fugitive PM10	Exhaust PM10	PM10 Total	Fugitive PM2.5	Exhaust PM2.5	PM2.5 Total	Bio- CO2	NBio- CO2	Total CO2	CH4	N2O	CO2e
Category	tons/yr										MT/yr					
Fugitive Dust					0.0000	0.0000	0.0000	0.0000	0.0000	0.0000	0.0000	0.0000	0.0000	0.0000	0.0000	0.0000
Off-Road	7.2600e-003	0.0667	0.0711	1.5000e-004		2.9600e-003	2.9600e-003		2.7200e-003	2.7200e-003	0.0000	12.8212	12.8212	4.1500e-003	0.0000	12.9083

Total	**7.2600e-003**	**0.0667**	**0.0711**	**1.5000e-004**	**0.0000**	**2.9600e-003**	**2.9600e-003**	**0.0000**	**2.7200e-003**	**2.7200e-003**	**0.0000**	**12.8212**	**12.8212**	**4.1500e-003**	**0.0000**	**12.9083**

Mitigated Construction Off-Site

	ROG	NOx	CO	SO2	Fugitive PM10	Exhaust PM10	PM10 Total	Fugitive PM2.5	Exhaust PM2.5	PM2.5 Total	Bio- CO2	NBio- CO2	Total CO2	CH4	N2O	CO2e
Category	tons/yr										MT/yr					
Hauling	0.0000	0.0000	0.0000	0.0000	0.0000	0.0000	0.0000	0.0000	0.0000	0.0000	0.0000	0.0000	0.0000	0.0000	0.0000	0.0000
Vendor	1.6000e-004	8.8000e-004	2.1900e-003	1.0000e-005	1.6000e-004	2.0000e-005	1.8000e-004	4.0000e-005	2.0000e-005	6.0000e-005	0.0000	0.4782	0.4782	0.0000	0.0000	0.4782
Worker	9.0000e-005	1.2000e-004	1.0900e-003	0.0000	3.8000e-004	0.0000	3.9000e-004	1.0000e-004	0.0000	1.1000e-004	0.0000	0.2819	0.2819	1.0000e-005	0.0000	0.2822
Total	**2.5000e-004**	**1.0000e-003**	**3.2800e-003**	**1.0000e-005**	**5.4000e-004**	**2.0000e-005**	**5.7000e-004**	**1.4000e-004**	**2.0000e-005**	**1.7000e-004**	**0.0000**	**0.7601**	**0.7601**	**1.0000e-005**	**0.0000**	**0.7604**

3.3 Excavation Portal 1 - 2026

Unmitigated Construction On-Site

	ROG	NOx	CO	SO2	Fugitive PM10	Exhaust PM10	PM10 Total	Fugitive PM2.5	Exhaust PM2.5	PM2.5 Total	Bio- CO2	NBio- CO2	Total CO2	CH4	N2O	CO2e
Category	tons/yr										MT/yr					
Fugitive Dust					8.7100e-003	0.0000	8.7100e-003	4.7700e-003	0.0000	4.7700e-003	0.0000	0.0000	0.0000	0.0000	0.0000	0.0000
Off-Road	0.0128	0.1037	0.1520	2.3000e-004		5.3200e-003	5.3200e-003		5.0000e-003	5.0000e-003	0.0000	20.1069	20.1069	4.6400e-003	0.0000	20.2043
Total	**0.0128**	**0.1037**	**0.1520**	**2.3000e-004**	**8.7100e-003**	**5.3200e-003**	**0.0140**	**4.7700e-003**	**5.0000e-003**	**9.7700e-003**	**0.0000**	**20.1069**	**20.1069**	**4.6400e-003**	**0.0000**	**20.2043**

Unmitigated Construction Off-Site

	ROG	NOx	CO	SO2	Fugitive PM10	Exhaust PM10	PM10 Total	Fugitive PM2.5	Exhaust PM2.5	PM2.5 Total	Bio- CO2	NBio- CO2	Total CO2	CH4	N2O	CO2e
Category	tons/yr										MT/yr					
Hauling	6.6000e-004	4.8400e-003	8.3200e-003	3.0000e-005	7.9000e-004	1.4000e-004	9.2000e-004	2.2000e-004	1.3000e-004	3.4000e-004	0.0000	2.8987	2.8987	2.0000e-005	0.0000	2.8991
Vendor	0.0000	0.0000	0.0000	0.0000	0.0000	0.0000	0.0000	0.0000	0.0000	0.0000	0.0000	0.0000	0.0000	0.0000	0.0000	0.0000
Worker	2.9000e-004	3.6000e-004	3.3800e-003	1.0000e-005	1.2000e-003	1.0000e-005	1.2100e-003	3.2000e-004	1.0000e-005	3.3000e-004	0.0000	0.8781	0.8781	4.0000e-005	0.0000	0.8789
Total	**9.5000e-004**	**5.2000e-003**	**0.0117**	**4.0000e-005**	**1.9900e-003**	**1.5000e-004**	**2.1300e-003**	**5.4000e-004**	**1.4000e-004**	**6.7000e-004**	**0.0000**	**3.7768**	**3.7768**	**6.0000e-005**	**0.0000**	**3.7780**

Mitigated Construction On-Site

	ROG	NOx	CO	SO2	Fugitive PM10	Exhaust PM10	PM10 Total	Fugitive PM2.5	Exhaust PM2.5	PM2.5 Total	Bio- CO2	NBio- CO2	Total CO2	CH4	N2O	CO2e
Category	tons/yr										MT/yr					
Fugitive Dust					3.9200e-003	0.0000	3.9200e-003	2.1400e-003	0.0000	2.1400e-003	0.0000	0.0000	0.0000	0.0000	0.0000	0.0000
Off-Road	0.0128	0.1037	0.1520	2.3000e-004		5.3200e-003	5.3200e-003		5.0000e-003	5.0000e-003	0.0000	20.1069	20.1069	4.6400e-003	0.0000	20.2043
Total	**0.0128**	**0.1037**	**0.1520**	**2.3000e-004**	**3.9200e-003**	**5.3200e-003**	**9.2400e-003**	**2.1400e-003**	**5.0000e-003**	**7.1400e-003**	**0.0000**	**20.1069**	**20.1069**	**4.6400e-003**	**0.0000**	**20.2043**

Mitigated Construction Off-Site

	ROG	NOx	CO	SO2	Fugitive PM10	Exhaust PM10	PM10 Total	Fugitive PM2.5	Exhaust PM2.5	PM2.5 Total	Bio- CO2	NBio- CO2	Total CO2	CH4	N2O	CO2e
Category	tons/yr										MT/yr					

Hauling	6.6000e-004	4.8400e-003	8.3200e-003	3.0000e-005	7.9000e-004	1.4000e-004	9.2000e-004	2.2000e-004	1.3000e-004	3.4000e-004	0.0000	2.8987	2.8987	2.0000e-005	0.0000	2.8991
Vendor	0.0000	0.0000	0.0000	0.0000	0.0000	0.0000	0.0000	0.0000	0.0000	0.0000	0.0000	0.0000	0.0000	0.0000	0.0000	0.0000
Worker	2.9000e-004	3.6000e-004	3.3800e-003	1.0000e-005	1.2000e-003	1.0000e-005	1.2100e-003	3.2000e-004	1.0000e-005	3.3000e-004	0.0000	0.8781	0.8781	4.0000e-005	0.0000	0.8789
Total	**9.5000e-004**	**5.2000e-003**	**0.0117**	**4.0000e-005**	**1.9900e-003**	**1.5000e-004**	**2.1300e-003**	**5.4000e-004**	**1.4000e-004**	**6.7000e-004**	**0.0000**	**3.7768**	**3.7768**	**6.0000e-005**	**0.0000**	**3.7780**

3.4 Tunnel Excavation - 2026

Unmitigated Construction On-Site

	ROG	NOx	CO	SO2	Fugitive PM10	Exhaust PM10	PM10 Total	Fugitive PM2.5	Exhaust PM2.5	PM2.5 Total	Bio- CO2	NBio- CO2	Total CO2	CH4	N2O	CO2e
Category	tons/yr										MT/yr					
Fugitive Dust					0.1597	0.0000	0.1597	0.0868	0.0000	0.0868	0.0000	0.0000	0.0000	0.0000	0.0000	0.0000
Off-Road	0.0713	0.5751	0.8412	1.2800e-003		0.0296	0.0296		0.0279	0.0279	0.0000	111.4211	111.4211	0.0255	0.0000	111.9566
Total	**0.0713**	**0.5751**	**0.8412**	**1.2800e-003**	**0.1597**	**0.0296**	**0.1893**	**0.0868**	**0.0279**	**0.1147**	**0.0000**	**111.4211**	**111.4211**	**0.0255**	**0.0000**	**111.9566**

Unmitigated Construction Off-Site

	ROG	NOx	CO	SO2	Fugitive PM10	Exhaust PM10	PM10 Total	Fugitive PM2.5	Exhaust PM2.5	PM2.5 Total	Bio- CO2	NBio- CO2	Total CO2	CH4	N2O	CO2e
Category	tons/yr										MT/yr					
Hauling	9.3900e-003	0.0684	0.1176	4.8000e-004	0.0296	1.9700e-003	0.0316	7.5900e-003	1.8100e-003	9.4000e-003	0.0000	40.9600	40.9600	2.9000e-004	0.0000	40.9660
Vendor	0.0000	0.0000	0.0000	0.0000	0.0000	0.0000	0.0000	0.0000	0.0000	0.0000	0.0000	0.0000	0.0000	0.0000	0.0000	0.0000
Worker	1.6100e-003	2.0300e-003	0.0191	8.0000e-005	6.7800e-003	5.0000e-005	6.8300e-003	1.8000e-003	5.0000e-005	1.8500e-003	0.0000	4.9631	4.9631	2.1000e-004	0.0000	4.9675
Total	**0.0110**	**0.0705**	**0.1367**	**5.6000e-004**	**0.0364**	**2.0200e-003**	**0.0384**	**9.3900e-003**	**1.8600e-003**	**0.0113**	**0.0000**	**45.9231**	**45.9231**	**5.0000e-004**	**0.0000**	**45.9335**

Mitigated Construction On-Site

	ROG	NOx	CO	SO2	Fugitive PM10	Exhaust PM10	PM10 Total	Fugitive PM2.5	Exhaust PM2.5	PM2.5 Total	Bio- CO2	NBio- CO2	Total CO2	CH4	N2O	CO2e
Category	tons/yr										MT/yr					
Fugitive Dust					0.0719	0.0000	0.0719	0.0391	0.0000	0.0391	0.0000	0.0000	0.0000	0.0000	0.0000	0.0000
Off-Road	0.0713	0.5751	0.8412	1.2800e-003		0.0296	0.0296		0.0279	0.0279	0.0000	111.4210	111.4210	0.0255	0.0000	111.9565
Total	**0.0713**	**0.5751**	**0.8412**	**1.2800e-003**	**0.0719**	**0.0296**	**0.1015**	**0.0391**	**0.0279**	**0.0669**	**0.0000**	**111.4210**	**111.4210**	**0.0255**	**0.0000**	**111.9565**

Mitigated Construction Off-Site

	ROG	NOx	CO	SO2	Fugitive PM10	Exhaust PM10	PM10 Total	Fugitive PM2.5	Exhaust PM2.5	PM2.5 Total	Bio- CO2	NBio- CO2	Total CO2	CH4	N2O	CO2e
Category	tons/yr										MT/yr					
Hauling	9.3900e-003	0.0684	0.1176	4.8000e-004	0.0296	1.9700e-003	0.0316	7.5900e-003	1.8100e-003	9.4000e-003	0.0000	40.9600	40.9600	2.9000e-004	0.0000	40.9660
Vendor	0.0000	0.0000	0.0000	0.0000	0.0000	0.0000	0.0000	0.0000	0.0000	0.0000	0.0000	0.0000	0.0000	0.0000	0.0000	0.0000
Worker	1.6100e-003	2.0300e-003	0.0191	8.0000e-005	6.7800e-003	5.0000e-005	6.8300e-003	1.8000e-003	5.0000e-005	1.8500e-003	0.0000	4.9631	4.9631	2.1000e-004	0.0000	4.9675
Total	**0.0110**	**0.0705**	**0.1367**	**5.6000e-004**	**0.0364**	**2.0200e-003**	**0.0384**	**9.3900e-003**	**1.8600e-003**	**0.0113**	**0.0000**	**45.9231**	**45.9231**	**5.0000e-004**	**0.0000**	**45.9335**

3.4 Tunnel Excavation - 2027

Unmitigated Construction On-Site

	ROG	NOx	CO	SO2	Fugitive PM10	Exhaust PM10	PM10 Total	Fugitive PM2.5	Exhaust PM2.5	PM2.5 Total	Bio- CO2	NBio- CO2	Total CO2	CH4	N2O	CO2e
Category	tons/yr										MT/yr					
Fugitive Dust					0.1597	0.0000	0.1597	0.0868	0.0000	0.0868	0.0000	0.0000	0.0000	0.0000	0.0000	0.0000
Off-Road	0.1432	1.1546	1.6890	2.5700e-003		0.0595	0.0595		0.0559	0.0559	0.0000	223.6993	223.6993	0.0512	0.0000	224.7744
Total	**0.1432**	**1.1546**	**1.6890**	**2.5700e-003**	**0.1597**	**0.0595**	**0.2192**	**0.0868**	**0.0559**	**0.1428**	**0.0000**	**223.6993**	**223.6993**	**0.0512**	**0.0000**	**224.7744**

Unmitigated Construction Off-Site

	ROG	NOx	CO	SO2	Fugitive PM10	Exhaust PM10	PM10 Total	Fugitive PM2.5	Exhaust PM2.5	PM2.5 Total	Bio- CO2	NBio- CO2	Total CO2	CH4	N2O	CO2e
Category	tons/yr										MT/yr					
Hauling	0.0186	0.1361	0.2311	9.6000e-004	0.0324	3.9600e-003	0.0363	8.5900e-003	3.6500e-003	0.0122	0.0000	82.2396	82.2396	5.8000e-004	0.0000	82.2517
Vendor	0.0000	0.0000	0.0000	0.0000	0.0000	0.0000	0.0000	0.0000	0.0000	0.0000	0.0000	0.0000	0.0000	0.0000	0.0000	0.0000
Worker	3.1300e-003	3.9600e-003	0.0372	1.7000e-004	0.0136	1.1000e-004	0.0137	3.6200e-003	1.0000e-004	3.7100e-003	0.0000	9.8734	9.8734	4.1000e-004	0.0000	9.8820
Total	**0.0217**	**0.1400**	**0.2683**	**1.1300e-003**	**0.0460**	**4.0700e-003**	**0.0500**	**0.0122**	**3.7500e-003**	**0.0160**	**0.0000**	**92.1130**	**92.1130**	**9.9000e-004**	**0.0000**	**92.1338**

Mitigated Construction On-Site

	ROG	NOx	CO	SO2	Fugitive PM10	Exhaust PM10	PM10 Total	Fugitive PM2.5	Exhaust PM2.5	PM2.5 Total	Bio- CO2	NBio- CO2	Total CO2	CH4	N2O	CO2e
Category	tons/yr										MT/yr					
Fugitive Dust					0.0719	0.0000	0.0719	0.0391	0.0000	0.0391	0.0000	0.0000	0.0000	0.0000	0.0000	0.0000

Off-Road	0.1432	1.1546	1.6890	2.5700e-003		0.0595	0.0595		0.0559	0.0559	0.0000	223.6990	223.6990	0.0512	0.0000	224.7742
Total	**0.1432**	**1.1546**	**1.6890**	**2.5700e-003**	**0.0719**	**0.0595**	**0.1314**	**0.0391**	**0.0559**	**0.0950**	**0.0000**	**223.6990**	**223.6990**	**0.0512**	**0.0000**	**224.7742**

Mitigated Construction Off-Site

	ROG	NOx	CO	SO2	Fugitive PM10	Exhaust PM10	PM10 Total	Fugitive PM2.5	Exhaust PM2.5	PM2.5 Total	Bio- CO2	NBio- CO2	Total CO2	CH4	N2O	CO2e
Category	tons/yr										MT/yr					
Hauling	0.0186	0.1361	0.2311	9.6000e-004	0.0324	3.9600e-003	0.0363	8.5900e-003	3.6500e-003	0.0122	0.0000	82.2396	82.2396	5.8000e-004	0.0000	82.2517
Vendor	0.0000	0.0000	0.0000	0.0000	0.0000	0.0000	0.0000	0.0000	0.0000	0.0000	0.0000	0.0000	0.0000	0.0000	0.0000	0.0000
Worker	3.1300e-003	3.9600e-003	0.0372	1.7000e-004	0.0136	1.1000e-004	0.0137	3.6200e-003	1.0000e-004	3.7100e-003	0.0000	9.8734	9.8734	4.1000e-004	0.0000	9.8820
Total	**0.0217**	**0.1400**	**0.2683**	**1.1300e-003**	**0.0460**	**4.0700e-003**	**0.0500**	**0.0122**	**3.7500e-003**	**0.0160**	**0.0000**	**92.1130**	**92.1130**	**9.9000e-004**	**0.0000**	**92.1338**

3.4 Tunnel Excavation - 2028

Unmitigated Construction On-Site

	ROG	NOx	CO	SO2	Fugitive PM10	Exhaust PM10	PM10 Total	Fugitive PM2.5	Exhaust PM2.5	PM2.5 Total	Bio- CO2	NBio- CO2	Total CO2	CH4	N2O	CO2e
Category	tons/yr										MT/yr					
Fugitive Dust					0.1597	0.0000	0.1597	0.0868	0.0000	0.0868	0.0000	0.0000	0.0000	0.0000	0.0000	0.0000
Off-Road	0.0148	0.1194	0.1747	2.7000e-004		6.1600e-003	6.1600e-003		5.7800e-003	5.7800e-003	0.0000	23.1413	23.1413	5.3000e-003	0.0000	23.2525
Total	**0.0148**	**0.1194**	**0.1747**	**2.7000e-004**	**0.1597**	**6.1600e-003**	**0.1658**	**0.0868**	**5.7800e-003**	**0.0926**	**0.0000**	**23.1413**	**23.1413**	**5.3000e-003**	**0.0000**	**23.2525**

Unmitigated Construction Off-Site

	ROG	NOx	CO	SO2	Fugitive PM10	Exhaust PM10	PM10 Total	Fugitive PM2.5	Exhaust PM2.5	PM2.5 Total	Bio- CO2	NBio- CO2	Total CO2	CH4	N2O	CO2e
Category	tons/yr										MT/yr					
Hauling	1.9100e-003	0.0139	0.0239	1.0000e-004	0.0274	4.1000e-004	0.0279	6.8000e-003	3.8000e-004	7.1800e-003	0.0000	8.5084	8.5084	6.0000e-005	0.0000	8.5097
Vendor	0.0000	0.0000	0.0000	0.0000	0.0000	0.0000	0.0000	0.0000	0.0000	0.0000	0.0000	0.0000	0.0000	0.0000	0.0000	0.0000
Worker	3.1000e-004	4.0000e-004	3.7400e-003	2.0000e-005	1.4100e-003	1.0000e-005	1.4200e-003	3.7000e-004	1.0000e-005	3.8000e-004	0.0000	1.0134	1.0134	4.0000e-005	0.0000	1.0143
Total	**2.2200e-003**	**0.0143**	**0.0276**	**1.2000e-004**	**0.0289**	**4.2000e-004**	**0.0293**	**7.1700e-003**	**3.9000e-004**	**7.5600e-003**	**0.0000**	**9.5218**	**9.5218**	**1.0000e-004**	**0.0000**	**9.5239**

Mitigated Construction On-Site

	ROG	NOx	CO	SO2	Fugitive PM10	Exhaust PM10	PM10 Total	Fugitive PM2.5	Exhaust PM2.5	PM2.5 Total	Bio- CO2	NBio- CO2	Total CO2	CH4	N2O	CO2e
Category	tons/yr										MT/yr					
Fugitive Dust					0.0719	0.0000	0.0719	0.0391	0.0000	0.0391	0.0000	0.0000	0.0000	0.0000	0.0000	0.0000
Off-Road	0.0148	0.1194	0.1747	2.7000e-004		6.1600e-003	6.1600e-003		5.7800e-003	5.7800e-003	0.0000	23.1413	23.1413	5.3000e-003	0.0000	23.2525
Total	**0.0148**	**0.1194**	**0.1747**	**2.7000e-004**	**0.0719**	**6.1600e-003**	**0.0780**	**0.0391**	**5.7800e-003**	**0.0449**	**0.0000**	**23.1413**	**23.1413**	**5.3000e-003**	**0.0000**	**23.2525**

Mitigated Construction Off-Site

	ROG	NOx	CO	SO2	Fugitive PM10	Exhaust PM10	PM10 Total	Fugitive PM2.5	Exhaust PM2.5	PM2.5 Total	Bio- CO2	NBio- CO2	Total CO2	CH4	N2O	CO2e
Category	tons/yr										MT/yr					

Hauling	1.9100e-003	0.0139	0.0239	1.0000e-004	0.0274	4.1000e-004	0.0279	6.8000e-003	3.8000e-004	7.1800e-003	0.0000	8.5084	8.5084	6.0000e-005	0.0000	8.5097
Vendor	0.0000	0.0000	0.0000	0.0000	0.0000	0.0000	0.0000	0.0000	0.0000	0.0000	0.0000	0.0000	0.0000	0.0000	0.0000	0.0000
Worker	3.1000e-004	4.0000e-004	3.7400e-003	2.0000e-005	1.4100e-003	1.0000e-005	1.4200e-003	3.7000e-004	1.0000e-005	3.8000e-004	0.0000	1.0134	1.0134	4.0000e-005	0.0000	1.0143
Total	**2.2200e-003**	**0.0143**	**0.0276**	**1.2000e-004**	**0.0289**	**4.2000e-004**	**0.0293**	**7.1700e-003**	**3.9000e-004**	**7.5600e-003**	**0.0000**	**9.5218**	**9.5218**	**1.0000e-004**	**0.0000**	**9.5239**

3.5 Site Prep Portal 2 - 2028

Unmitigated Construction On-Site

	ROG	NOx	CO	SO2	Fugitive PM10	Exhaust PM10	PM10 Total	Fugitive PM2.5	Exhaust PM2.5	PM2.5 Total	Bio- CO2	NBio- CO2	Total CO2	CH4	N2O	CO2e
Category	tons/yr										MT/yr					
Fugitive Dust					0.0000	0.0000	0.0000	0.0000	0.0000	0.0000	0.0000	0.0000	0.0000	0.0000	0.0000	0.0000
Off-Road	0.0133	0.1224	0.1303	2.7000e-004		5.4300e-003	5.4300e-003		4.9900e-003	4.9900e-003	0.0000	23.5055	23.5055	7.6000e-003	0.0000	23.6652
Total	**0.0133**	**0.1224**	**0.1303**	**2.7000e-004**	**0.0000**	**5.4300e-003**	**5.4300e-003**	**0.0000**	**4.9900e-003**	**4.9900e-003**	**0.0000**	**23.5055**	**23.5055**	**7.6000e-003**	**0.0000**	**23.6652**

Unmitigated Construction Off-Site

	ROG	NOx	CO	SO2	Fugitive PM10	Exhaust PM10	PM10 Total	Fugitive PM2.5	Exhaust PM2.5	PM2.5 Total	Bio- CO2	NBio- CO2	Total CO2	CH4	N2O	CO2e
Category	tons/yr										MT/yr					
Hauling	0.0000	0.0000	0.0000	0.0000	0.0000	0.0000	0.0000	0.0000	0.0000	0.0000	0.0000	0.0000	0.0000	0.0000	0.0000	0.0000
Vendor	0.0000	0.0000	0.0000	0.0000	0.0000	0.0000	0.0000	0.0000	0.0000	0.0000	0.0000	0.0000	0.0000	0.0000	0.0000	0.0000
Worker	1.6000e-004	2.0000e-004	1.8800e-003	1.0000e-005	7.1000e-004	1.0000e-005	7.1000e-004	1.9000e-004	1.0000e-005	1.9000e-004	0.0000	0.5081	0.5081	2.0000e-005	0.0000	0.5086
Total	**1.6000e-004**	**2.0000e-004**	**1.8800e-003**	**1.0000e-005**	**7.1000e-004**	**1.0000e-005**	**7.1000e-004**	**1.9000e-004**	**1.0000e-005**	**1.9000e-004**	**0.0000**	**0.5081**	**0.5081**	**2.0000e-005**	**0.0000**	**0.5086**

Mitigated Construction On-Site

	ROG	NOx	CO	SO2	Fugitive PM10	Exhaust PM10	PM10 Total	Fugitive PM2.5	Exhaust PM2.5	PM2.5 Total	Bio- CO2	NBio- CO2	Total CO2	CH4	N2O	CO2e
Category	tons/yr										MT/yr					
Fugitive Dust					0.0000	0.0000	0.0000	0.0000	0.0000	0.0000	0.0000	0.0000	0.0000	0.0000	0.0000	0.0000
Off-Road	0.0133	0.1224	0.1303	2.7000e-004		5.4300e-003	5.4300e-003		4.9900e-003	4.9900e-003	0.0000	23.5055	23.5055	7.6000e-003	0.0000	23.6651
Total	**0.0133**	**0.1224**	**0.1303**	**2.7000e-004**	**0.0000**	**5.4300e-003**	**5.4300e-003**	**0.0000**	**4.9900e-003**	**4.9900e-003**	**0.0000**	**23.5055**	**23.5055**	**7.6000e-003**	**0.0000**	**23.6651**

Mitigated Construction Off-Site

	ROG	NOx	CO	SO2	Fugitive PM10	Exhaust PM10	PM10 Total	Fugitive PM2.5	Exhaust PM2.5	PM2.5 Total	Bio- CO2	NBio- CO2	Total CO2	CH4	N2O	CO2e
Category	tons/yr										MT/yr					
Hauling	0.0000	0.0000	0.0000	0.0000	0.0000	0.0000	0.0000	0.0000	0.0000	0.0000	0.0000	0.0000	0.0000	0.0000	0.0000	0.0000
Vendor	0.0000	0.0000	0.0000	0.0000	0.0000	0.0000	0.0000	0.0000	0.0000	0.0000	0.0000	0.0000	0.0000	0.0000	0.0000	0.0000
Worker	1.6000e-004	2.0000e-004	1.8800e-003	1.0000e-005	7.1000e-004	1.0000e-005	7.1000e-004	1.9000e-004	1.0000e-005	1.9000e-004	0.0000	0.5081	0.5081	2.0000e-005	0.0000	0.5086
Total	**1.6000e-004**	**2.0000e-004**	**1.8800e-003**	**1.0000e-005**	**7.1000e-004**	**1.0000e-005**	**7.1000e-004**	**1.9000e-004**	**1.0000e-005**	**1.9000e-004**	**0.0000**	**0.5081**	**0.5081**	**2.0000e-005**	**0.0000**	**0.5086**

3.6 Excavation Portal 2 - 2028

Unmitigated Construction On-Site

	ROG	NOx	CO	SO2	Fugitive PM10	Exhaust PM10	PM10 Total	Fugitive PM2.5	Exhaust PM2.5	PM2.5 Total	Bio- CO2	NBio- CO2	Total CO2	CH4	N2O	CO2e
Category	tons/yr										MT/yr					
Fugitive Dust					8.3300e-003	0.0000	8.3300e-003	4.5600e-003	0.0000	4.5600e-003	0.0000	0.0000	0.0000	0.0000	0.0000	0.0000
Off-Road	0.0123	0.0992	0.1454	2.2000e-004		5.0900e-003	5.0900e-003		4.7800e-003	4.7800e-003	0.0000	19.2327	19.2327	4.4400e-003	0.0000	19.3258
Total	**0.0123**	**0.0992**	**0.1454**	**2.2000e-004**	**8.3300e-003**	**5.0900e-003**	**0.0134**	**4.5600e-003**	**4.7800e-003**	**9.3400e-003**	**0.0000**	**19.2327**	**19.2327**	**4.4400e-003**	**0.0000**	**19.3258**

Unmitigated Construction Off-Site

	ROG	NOx	CO	SO2	Fugitive PM10	Exhaust PM10	PM10 Total	Fugitive PM2.5	Exhaust PM2.5	PM2.5 Total	Bio- CO2	NBio- CO2	Total CO2	CH4	N2O	CO2e
Category	tons/yr										MT/yr					
Hauling	6.5000e-004	4.7500e-003	8.1300e-003	3.0000e-005	7.9000e-004	1.4000e-004	9.2000e-004	2.2000e-004	1.3000e-004	3.4000e-004	0.0000	2.8992	2.8992	2.0000e-005	0.0000	2.8996
Vendor	0.0000	0.0000	0.0000	0.0000	0.0000	0.0000	0.0000	0.0000	0.0000	0.0000	0.0000	0.0000	0.0000	0.0000	0.0000	0.0000
Worker	2.6000e-004	3.2000e-004	3.0500e-003	1.0000e-005	1.1500e-003	1.0000e-005	1.1600e-003	3.0000e-004	1.0000e-005	3.1000e-004	0.0000	0.8257	0.8257	3.0000e-005	0.0000	0.8264
Total	**9.1000e-004**	**5.0700e-003**	**0.0112**	**4.0000e-005**	**1.9400e-003**	**1.5000e-004**	**2.0800e-003**	**5.2000e-004**	**1.4000e-004**	**6.5000e-004**	**0.0000**	**3.7249**	**3.7249**	**5.0000e-005**	**0.0000**	**3.7260**

Mitigated Construction On-Site

	ROG	NOx	CO	SO2	Fugitive PM10	Exhaust PM10	PM10 Total	Fugitive PM2.5	Exhaust PM2.5	PM2.5 Total	Bio- CO2	NBio- CO2	Total CO2	CH4	N2O	CO2e
Category	tons/yr										MT/yr					
Fugitive Dust					3.7500e-003	0.0000	3.7500e-003	2.0500e-003	0.0000	2.0500e-003	0.0000	0.0000	0.0000	0.0000	0.0000	0.0000

Off-Road	0.0123	0.0992	0.1454	2.2000e-004		5.0900e-003	5.0900e-003		4.7800e-003	4.7800e-003	0.0000	19.2326	19.2326	4.4400e-003	0.0000	19.3258
Total	**0.0123**	**0.0992**	**0.1454**	**2.2000e-004**	**3.7500e-003**	**5.0900e-003**	**8.8400e-003**	**2.0500e-003**	**4.7800e-003**	**6.8300e-003**	**0.0000**	**19.2326**	**19.2326**	**4.4400e-003**	**0.0000**	**19.3258**

Mitigated Construction Off-Site

	ROG	NOx	CO	SO2	Fugitive PM10	Exhaust PM10	PM10 Total	Fugitive PM2.5	Exhaust PM2.5	PM2.5 Total	Bio- CO2	NBio- CO2	Total CO2	CH4	N2O	CO2e
Category	tons/yr										MT/yr					
Hauling	6.5000e-004	4.7500e-003	8.1300e-003	3.0000e-005	7.9000e-004	1.4000e-004	9.2000e-004	2.2000e-004	1.3000e-004	3.4000e-004	0.0000	2.8992	2.8992	2.0000e-005	0.0000	2.8996
Vendor	0.0000	0.0000	0.0000	0.0000	0.0000	0.0000	0.0000	0.0000	0.0000	0.0000	0.0000	0.0000	0.0000	0.0000	0.0000	0.0000
Worker	2.6000e-004	3.2000e-004	3.0500e-003	1.0000e-005	1.1500e-003	1.0000e-005	1.1600e-003	3.0000e-004	1.0000e-005	3.1000e-004	0.0000	0.8257	0.8257	3.0000e-005	0.0000	0.8264
Total	**9.1000e-004**	**5.0700e-003**	**0.0112**	**4.0000e-005**	**1.9400e-003**	**1.5000e-004**	**2.0800e-003**	**5.2000e-004**	**1.4000e-004**	**6.5000e-004**	**0.0000**	**3.7249**	**3.7249**	**5.0000e-005**	**0.0000**	**3.7260**

3.7 Pipeline Connection - 2028

Unmitigated Construction On-Site

	ROG	NOx	CO	SO2	Fugitive PM10	Exhaust PM10	PM10 Total	Fugitive PM2.5	Exhaust PM2.5	PM2.5 Total	Bio- CO2	NBio- CO2	Total CO2	CH4	N2O	CO2e
Category	tons/yr										MT/yr					
Fugitive Dust					0.0000	0.0000	0.0000	0.0000	0.0000	0.0000	0.0000	0.0000	0.0000	0.0000	0.0000	0.0000
Off-Road	1.8900e-003	0.0179	0.0265	4.0000e-005		8.7000e-004	8.7000e-004		8.0000e-004	8.0000e-004	0.0000	3.1298	3.1298	1.0100e-003	0.0000	3.1510
Total	**1.8900e-003**	**0.0179**	**0.0265**	**4.0000e-005**	**0.0000**	**8.7000e-004**	**8.7000e-004**	**0.0000**	**8.0000e-004**	**8.0000e-004**	**0.0000**	**3.1298**	**3.1298**	**1.0100e-003**	**0.0000**	**3.1510**

Unmitigated Construction Off-Site

	ROG	NOx	CO	SO2	Fugitive PM10	Exhaust PM10	PM10 Total	Fugitive PM2.5	Exhaust PM2.5	PM2.5 Total	Bio- CO2	NBio- CO2	Total CO2	CH4	N2O	CO2e
Category	tons/yr										MT/yr					
Hauling	0.0000	0.0000	0.0000	0.0000	0.0000	0.0000	0.0000	0.0000	0.0000	0.0000	0.0000	0.0000	0.0000	0.0000	0.0000	0.0000
Vendor	0.0000	0.0000	0.0000	0.0000	0.0000	0.0000	0.0000	0.0000	0.0000	0.0000	0.0000	0.0000	0.0000	0.0000	0.0000	0.0000
Worker	6.0000e-005	8.0000e-005	7.5000e-004	0.0000	2.8000e-004	0.0000	2.8000e-004	7.0000e-005	0.0000	8.0000e-005	0.0000	0.2021	0.2021	1.0000e-005	0.0000	0.2023
Total	**6.0000e-005**	**8.0000e-005**	**7.5000e-004**	**0.0000**	**2.8000e-004**	**0.0000**	**2.8000e-004**	**7.0000e-005**	**0.0000**	**8.0000e-005**	**0.0000**	**0.2021**	**0.2021**	**1.0000e-005**	**0.0000**	**0.2023**

Mitigated Construction On-Site

	ROG	NOx	CO	SO2	Fugitive PM10	Exhaust PM10	PM10 Total	Fugitive PM2.5	Exhaust PM2.5	PM2.5 Total	Bio- CO2	NBio- CO2	Total CO2	CH4	N2O	CO2e
Category	tons/yr										MT/yr					
Fugitive Dust					0.0000	0.0000	0.0000	0.0000	0.0000	0.0000	0.0000	0.0000	0.0000	0.0000	0.0000	0.0000
Off-Road	1.8900e-003	0.0179	0.0265	4.0000e-005		8.7000e-004	8.7000e-004		8.0000e-004	8.0000e-004	0.0000	3.1298	3.1298	1.0100e-003	0.0000	3.1510
Total	**1.8900e-003**	**0.0179**	**0.0265**	**4.0000e-005**	**0.0000**	**8.7000e-004**	**8.7000e-004**	**0.0000**	**8.0000e-004**	**8.0000e-004**	**0.0000**	**3.1298**	**3.1298**	**1.0100e-003**	**0.0000**	**3.1510**

Mitigated Construction Off-Site

	ROG	NOx	CO	SO2	Fugitive PM10	Exhaust PM10	PM10 Total	Fugitive PM2.5	Exhaust PM2.5	PM2.5 Total	Bio- CO2	NBio- CO2	Total CO2	CH4	N2O	CO2e
Category	tons/yr										MT/yr					

Hauling	0.0000	0.0000	0.0000	0.0000	0.0000	0.0000	0.0000	0.0000	0.0000	0.0000	0.0000	0.0000	0.0000	0.0000	0.0000	0.0000
Vendor	0.0000	0.0000	0.0000	0.0000	0.0000	0.0000	0.0000	0.0000	0.0000	0.0000	0.0000	0.0000	0.0000	0.0000	0.0000	0.0000
Worker	6.0000e-005	8.0000e-005	7.5000e-004	0.0000	2.8000e-004	0.0000	2.8000e-004	7.0000e-005	0.0000	8.0000e-005	0.0000	0.2021	0.2021	1.0000e-005	0.0000	0.2023
Total	**6.0000e-005**	**8.0000e-005**	**7.5000e-004**	**0.0000**	**2.8000e-004**	**0.0000**	**2.8000e-004**	**7.0000e-005**	**0.0000**	**8.0000e-005**	**0.0000**	**0.2021**	**0.2021**	**1.0000e-005**	**0.0000**	**0.2023**

3.8 Site Restoration - 2028

Unmitigated Construction On-Site

	ROG	NOx	CO	SO2	Fugitive PM10	Exhaust PM10	PM10 Total	Fugitive PM2.5	Exhaust PM2.5	PM2.5 Total	Bio- CO2	NBio- CO2	Total CO2	CH4	N2O	CO2e
Category	tons/yr										MT/yr					
Fugitive Dust					0.0000	0.0000	0.0000	0.0000	0.0000	0.0000	0.0000	0.0000	0.0000	0.0000	0.0000	0.0000
Off-Road	4.6000e-004	4.6700e-003	7.8000e-003	1.0000e-005		1.9000e-004	1.9000e-004		1.7000e-004	1.7000e-004	0.0000	0.9591	0.9591	3.1000e-004	0.0000	0.9656
Total	**4.6000e-004**	**4.6700e-003**	**7.8000e-003**	**1.0000e-005**	**0.0000**	**1.9000e-004**	**1.9000e-004**	**0.0000**	**1.7000e-004**	**1.7000e-004**	**0.0000**	**0.9591**	**0.9591**	**3.1000e-004**	**0.0000**	**0.9656**

Unmitigated Construction Off-Site

	ROG	NOx	CO	SO2	Fugitive PM10	Exhaust PM10	PM10 Total	Fugitive PM2.5	Exhaust PM2.5	PM2.5 Total	Bio- CO2	NBio- CO2	Total CO2	CH4	N2O	CO2e
Category	tons/yr										MT/yr					
Hauling	0.0000	0.0000	0.0000	0.0000	0.0000	0.0000	0.0000	0.0000	0.0000	0.0000	0.0000	0.0000	0.0000	0.0000	0.0000	0.0000
Vendor	0.0000	0.0000	0.0000	0.0000	0.0000	0.0000	0.0000	0.0000	0.0000	0.0000	0.0000	0.0000	0.0000	0.0000	0.0000	0.0000
Worker	2.0000e-005	2.0000e-005	2.2000e-004	0.0000	8.0000e-005	0.0000	8.0000e-005	2.0000e-005	0.0000	2.0000e-005	0.0000	0.0606	0.0606	0.0000	0.0000	0.0607
Total	**2.0000e-005**	**2.0000e-005**	**2.2000e-004**	**0.0000**	**8.0000e-005**	**0.0000**	**8.0000e-005**	**2.0000e-005**	**0.0000**	**2.0000e-005**	**0.0000**	**0.0606**	**0.0606**	**0.0000**	**0.0000**	**0.0607**

Mitigated Construction On-Site

	ROG	NOx	CO	SO2	Fugitive PM10	Exhaust PM10	PM10 Total	Fugitive PM2.5	Exhaust PM2.5	PM2.5 Total	Bio- CO2	NBio- CO2	Total CO2	CH4	N2O	CO2e
Category	tons/yr										MT/yr					
Fugitive Dust					0.0000	0.0000	0.0000	0.0000	0.0000	0.0000	0.0000	0.0000	0.0000	0.0000	0.0000	0.0000
Off-Road	4.6000e-004	4.6700e-003	7.8000e-003	1.0000e-005		1.9000e-004	1.9000e-004		1.7000e-004	1.7000e-004	0.0000	0.9591	0.9591	3.1000e-004	0.0000	0.9656
Total	**4.6000e-004**	**4.6700e-003**	**7.8000e-003**	**1.0000e-005**	**0.0000**	**1.9000e-004**	**1.9000e-004**	**0.0000**	**1.7000e-004**	**1.7000e-004**	**0.0000**	**0.9591**	**0.9591**	**3.1000e-004**	**0.0000**	**0.9656**

Mitigated Construction Off-Site

	ROG	NOx	CO	SO2	Fugitive PM10	Exhaust PM10	PM10 Total	Fugitive PM2.5	Exhaust PM2.5	PM2.5 Total	Bio- CO2	NBio- CO2	Total CO2	CH4	N2O	CO2e
Category	tons/yr										MT/yr					
Hauling	0.0000	0.0000	0.0000	0.0000	0.0000	0.0000	0.0000	0.0000	0.0000	0.0000	0.0000	0.0000	0.0000	0.0000	0.0000	0.0000
Vendor	0.0000	0.0000	0.0000	0.0000	0.0000	0.0000	0.0000	0.0000	0.0000	0.0000	0.0000	0.0000	0.0000	0.0000	0.0000	0.0000
Worker	2.0000e-005	2.0000e-005	2.2000e-004	0.0000	8.0000e-005	0.0000	8.0000e-005	2.0000e-005	0.0000	2.0000e-005	0.0000	0.0606	0.0606	0.0000	0.0000	0.0607
Total	**2.0000e-005**	**2.0000e-005**	**2.2000e-004**	**0.0000**	**8.0000e-005**	**0.0000**	**8.0000e-005**	**2.0000e-005**	**0.0000**	**2.0000e-005**	**0.0000**	**0.0606**	**0.0606**	**0.0000**	**0.0000**	**0.0607**

4.0 Operational Detail - Mobile

4.1 Mitigation Measures Mobile

	ROG	NOx	CO	SO2	Fugitive PM10	Exhaust PM10	PM10 Total	Fugitive PM2.5	Exhaust PM2.5	PM2.5 Total	Bio- CO2	NBio- CO2	Total CO2	CH4	N2O	CO2e
Category	tons/yr										MT/yr					
Mitigated	0.0000	0.0000	0.0000	0.0000	0.0000	0.0000	0.0000	0.0000	0.0000	0.0000	0.0000	0.0000	0.0000	0.0000	0.0000	0.0000
Unmitigated	0.0000	0.0000	0.0000	0.0000	0.0000	0.0000	0.0000	0.0000	0.0000	0.0000	0.0000	0.0000	0.0000	0.0000	0.0000	0.0000

4.2 Trip Summary Information

	Average Daily Trip Rate			Unmitigated	Mitigated
Land Use	Weekday	Saturday	Sunday	Annual VMT	Annual VMT
User Defined Industrial	0.00	0.00	0.00		
Total	0.00	0.00	0.00		

4.3 Trip Type Information

	Miles			Trip %			Trip Purpose %		
Land Use	H-W or C-W	H-S or C-C	H-O or C-NW	H-W or C-W	H-S or C-C	H-O or C-NW	Primary	Diverted	Pass-by
User Defined Industrial	9.50	7.30	7.30	0.00	0.00	0.00	0	0	0

LDA	LDT1	LDT2	MDV	LHD1	LHD2	MHD	HHD	OBUS	UBUS	MCY	SBUS	MH
0.511923	0.073395	0.191568	0.130918	0.036235	0.005199	0.012665	0.023708	0.001889	0.002027	0.006511	0.000534	0.003431

5.0 Energy Detail

4.4 Fleet Mix

Historical Energy Use: N

5.1 Mitigation Measures Energy

	ROG	NOx	CO	SO2	Fugitive PM10	Exhaust PM10	PM10 Total	Fugitive PM2.5	Exhaust PM2.5	PM2.5 Total	Bio- CO2	NBio- CO2	Total CO2	CH4	N2O	CO2e
Category	tons/yr										MT/yr					
Electricity Mitigated						0.0000	0.0000		0.0000	0.0000	0.0000	0.0000	0.0000	0.0000	0.0000	0.0000
Electricity Unmitigated						0.0000	0.0000		0.0000	0.0000	0.0000	0.0000	0.0000	0.0000	0.0000	0.0000
NaturalGas Mitigated	0.0000	0.0000	0.0000	0.0000		0.0000	0.0000		0.0000	0.0000	0.0000	0.0000	0.0000	0.0000	0.0000	0.0000
NaturalGas Unmitigated	0.0000	0.0000	0.0000	0.0000		0.0000	0.0000		0.0000	0.0000	0.0000	0.0000	0.0000	0.0000	0.0000	0.0000

5.2 Energy by Land Use - NaturalGas

Unmitigated

	NaturalGas Use	ROG	NOx	CO	SO2	Fugitive PM10	Exhaust PM10	PM10 Total	Fugitive PM2.5	Exhaust PM2.5	PM2.5 Total	Bio- CO2	NBio- CO2	Total CO2	CH4	N2O	CO2e
Land Use	kBTU/yr	tons/yr										MT/yr					
User Defined Industrial	0	0.0000	0.0000	0.0000	0.0000		0.0000	0.0000		0.0000	0.0000	0.0000	0.0000	0.0000	0.0000	0.0000	0.0000
Total		**0.0000**	**0.0000**	**0.0000**	**0.0000**		**0.0000**	**0.0000**		**0.0000**	**0.0000**	**0.0000**	**0.0000**	**0.0000**	**0.0000**	**0.0000**	**0.0000**

Mitigated

	NaturalGas Use	ROG	NOx	CO	SO2	Fugitive PM10	Exhaust PM10	PM10 Total	Fugitive PM2.5	Exhaust PM2.5	PM2.5 Total	Bio- CO2	NBio- CO2	Total CO2	CH4	N2O	CO2e
Land Use	kBTU/yr	tons/yr										MT/yr					

User Defined Industrial	0	0.0000	0.0000	0.0000	0.0000		0.0000	0.0000		0.0000	0.0000	0.0000	0.0000	0.0000	0.0000	0.0000	0.0000
Total		**0.0000**	**0.0000**	**0.0000**	**0.0000**		**0.0000**	**0.0000**		**0.0000**	**0.0000**	**0.0000**	**0.0000**	**0.0000**	**0.0000**	**0.0000**	**0.0000**

5.3 Energy by Land Use - Electricity

Unmitigated

	Electricity Use	Total CO2	CH4	N2O	CO2e
Land Use	kWh/yr	MT/yr			
User Defined Industrial	0	0.0000	0.0000	0.0000	0.0000
Total		**0.0000**	**0.0000**	**0.0000**	**0.0000**

Mitigated

	Electricity Use	Total CO2	CH4	N2O	CO2e
Land Use	kWh/yr	MT/yr			
User Defined Industrial	0	0.0000	0.0000	0.0000	0.0000
Total		**0.0000**	**0.0000**	**0.0000**	**0.0000**

6.0 Area Detail

6.1 Mitigation Measures Area

	ROG	NOx	CO	SO2	Fugitive PM10	Exhaust PM10	PM10 Total	Fugitive PM2.5	Exhaust PM2.5	PM2.5 Total	Bio- CO2	NBio- CO2	Total CO2	CH4	N2O	CO2e
Category	tons/yr										MT/yr					
Mitigated	0.0000	0.0000	1.0000e-005	0.0000		0.0000	0.0000		0.0000	0.0000	0.0000	2.0000e-005	2.0000e-005	0.0000	0.0000	2.0000e-005
Unmitigated	0.0000	0.0000	1.0000e-005	0.0000		0.0000	0.0000		0.0000	0.0000	0.0000	2.0000e-005	2.0000e-005	0.0000	0.0000	2.0000e-005

6.2 Area by SubCategory

Unmitigated

	ROG	NOx	CO	SO2	Fugitive PM10	Exhaust PM10	PM10 Total	Fugitive PM2.5	Exhaust PM2.5	PM2.5 Total	Bio- CO2	NBio- CO2	Total CO2	CH4	N2O	CO2e
SubCategory	tons/yr										MT/yr					
Architectural Coating	0.0000					0.0000	0.0000		0.0000	0.0000	0.0000	0.0000	0.0000	0.0000	0.0000	0.0000
Consumer Products	0.0000					0.0000	0.0000		0.0000	0.0000	0.0000	0.0000	0.0000	0.0000	0.0000	0.0000
Landscaping	0.0000	0.0000	1.0000e-005	0.0000		0.0000	0.0000		0.0000	0.0000	0.0000	2.0000e-005	2.0000e-005	0.0000	0.0000	2.0000e-005
Total	**0.0000**	**0.0000**	**1.0000e-005**	**0.0000**		**0.0000**	**0.0000**		**0.0000**	**0.0000**	**0.0000**	**2.0000e-005**	**2.0000e-005**	**0.0000**	**0.0000**	**2.0000e-005**

Mitigated

	ROG	NOx	CO	SO2	Fugitive PM10	Exhaust PM10	PM10 Total	Fugitive PM2.5	Exhaust PM2.5	PM2.5 Total	Bio- CO2	NBio- CO2	Total CO2	CH4	N2O	CO2e

SubCategory	tons/yr										MT/yr					
Consumer Products	0.0000					0.0000	0.0000		0.0000	0.0000	0.0000	0.0000	0.0000	0.0000	0.0000	0.0000
Landscaping	0.0000	0.0000	1.0000e-005	0.0000		0.0000	0.0000		0.0000	0.0000	0.0000	2.0000e-005	2.0000e-005	0.0000	0.0000	2.0000e-005
Architectural Coating	0.0000					0.0000	0.0000		0.0000	0.0000	0.0000	0.0000	0.0000	0.0000	0.0000	0.0000
Total	**0.0000**	**0.0000**	**1.0000e-005**	**0.0000**		**0.0000**	**0.0000**		**0.0000**	**0.0000**	**0.0000**	**2.0000e-005**	**2.0000e-005**	**0.0000**	**0.0000**	**2.0000e-005**

7.0 Water Detail

7.1 Mitigation Measures Water

	Total CO2	CH4	N2O	CO2e
Category	MT/yr			
Mitigated	0.0000	0.0000	0.0000	0.0000
Unmitigated	0.0000	0.0000	0.0000	0.0000

7.2 Water by Land Use

Unmitigated

	Indoor/Outdoor Use	Total CO2	CH4	N2O	CO2e
Land Use	Mgal	MT/yr			
User Defined Industrial	0 / 0	0.0000	0.0000	0.0000	0.0000
Total		**0.0000**	**0.0000**	**0.0000**	**0.0000**

Mitigated

	Indoor/Outdoor Use	Total CO2	CH4	N2O	CO2e
Land Use	Mgal	MT/yr			
User Defined Industrial	0 / 0	0.0000	0.0000	0.0000	0.0000
Total		**0.0000**	**0.0000**	**0.0000**	**0.0000**

8.0 Waste Detail

8.1 Mitigation Measures Waste

Category/Year

	Total CO2	CH4	N2O	CO2e
	MT/yr			
Mitigated	0.0000	0.0000	0.0000	0.0000
Unmitigated	0.0000	0.0000	0.0000	0.0000

8.2 Waste by Land Use

Unmitigated

	Waste Disposed	Total CO2	CH4	N2O	CO2e
Land Use	tons	MT/yr			
User Defined Industrial	0	0.0000	0.0000	0.0000	0.0000
Total		**0.0000**	**0.0000**	**0.0000**	**0.0000**

Mitigated

	Waste Disposed	Total CO2	CH4	N2O	CO2e
Land Use	tons	MT/yr			
User Defined Industrial	0	0.0000	0.0000	0.0000	0.0000
Total		**0.0000**	**0.0000**	**0.0000**	**0.0000**

9.0 Operational Offroad

Equipment Type	Number	Hours/Day	Days/Year	Horse Power	Load Factor	Fuel Type

10.0 Vegetation

CA Tertiary Water and Brine Pipeline - Tunneling

San Diego Air Basin, Annual

1.0 Project Characteristics

1.1 Land Usage

Land Uses	Size	Metric	Lot Acreage	Floor Surface Area	Population
User Defined Industrial	1.00	User Defined Unit	0.00	0.00	0

1.2 Other Project Characteristics

Urbanization	Urban	**Wind Speed (m/s)**	2.6	**Precipitation Freq (Days)**	40
Climate Zone	13			**Operational Year**	2025
Utility Company	San Diego Gas & Electric				
CO2 Intensity (lb/MWhr)	720.49	**CH4 Intensity (lb/MWhr)**	0.029	**N2O Intensity (lb/MWhr)**	0.006

1.3 User Entered Comments & Non-Default Data

Project Characteristics -

Land Use -

Construction Phase - modified

Off-road Equipment - modified

Trips and VMT - modified

Grading - modified

Construction Off-road Equipment Mitigation -

Table Name	Column Name	Default Value	New Value
tblConstructionPhase	NumDays	0.00	24.00
tblConstructionPhase	NumDays	0.00	10.00
tblConstructionPhase	NumDays	0.00	431.00

tblConstructionPhase	NumDays	0.00	10.00
tblConstructionPhase	NumDays	0.00	22.00
tblConstructionPhase	NumDays	0.00	7.00
tblConstructionPhase	NumDays	0.00	7.00
tblGrading	AcresOfGrading	15.00	0.00
tblGrading	MaterialExported	0.00	768.00
tblGrading	MaterialExported	0.00	34,480.00
tblGrading	MaterialExported	0.00	768.00
tblOffRoadEquipment	OffRoadEquipmentUnitAmount	1.00	0.00
tblOffRoadEquipment	OffRoadEquipmentUnitAmount	1.00	0.00
tblOffRoadEquipment	OffRoadEquipmentUnitAmount	1.00	0.00
tblOffRoadEquipment	OffRoadEquipmentUnitAmount	1.00	0.00
tblOffRoadEquipment	OffRoadEquipmentUnitAmount	1.00	0.00
tblOffRoadEquipment	OffRoadEquipmentUnitAmount	2.00	1.00
tblOffRoadEquipment	OffRoadEquipmentUnitAmount	2.00	1.00
tblOffRoadEquipment	OffRoadEquipmentUnitAmount	2.00	1.00
tblOffRoadEquipment	OffRoadEquipmentUnitAmount	1.00	0.00
tblOffRoadEquipment	UsageHours	6.00	8.00
tblOffRoadEquipment	UsageHours	6.00	7.00
tblOffRoadEquipment	UsageHours	6.00	8.00
tblOffRoadEquipment	UsageHours	8.00	7.00
tblProjectCharacteristics	OperationalYear	2014	2025
tblTripsAndVMT	VendorTripNumber	0.00	4.00
tblTripsAndVMT	WorkerTripNumber	8.00	20.00
tblTripsAndVMT	WorkerTripNumber	13.00	20.00
tblTripsAndVMT	WorkerTripNumber	13.00	15.00
tblTripsAndVMT	WorkerTripNumber	8.00	15.00
tblTripsAndVMT	WorkerTripNumber	13.00	15.00
tblTripsAndVMT	WorkerTripNumber	10.00	15.00

2.0 Emissions Summary

2.1 Overall Construction

Unmitigated Construction

	ROG	NOx	CO	SO2	Fugitive PM10	Exhaust PM10	PM10 Total	Fugitive PM2.5	Exhaust PM2.5	PM2.5 Total	Bio- CO2	NBio- CO2	Total CO2	CH4	N2O	CO2e
Year	tons/yr										MT/yr					
2026	0.1445	1.1367	1.7040	3.2100e-003	0.2210	0.0556	0.2765	0.1069	0.0521	0.1590	0.0000	273.7929	273.7929	0.0473	0.0000	274.7862
2027	0.1644	1.2954	1.9394	3.6800e-003	0.2301	0.0634	0.2935	0.1079	0.0594	0.1674	0.0000	313.3708	313.3708	0.0536	0.0000	314.4968
2028	6.6600e-003	0.0558	0.0855	1.4000e-004	9.9400e-003	2.7200e-003	0.0127	4.9800e-003	2.5300e-003	7.5100e-003	0.0000	11.8088	11.8088	2.7600e-003	0.0000	11.8667
Total	**0.3156**	**2.4878**	**3.7288**	**7.0300e-003**	**0.4610**	**0.1217**	**0.5826**	**0.2198**	**0.1141**	**0.3339**	**0.0000**	**598.9725**	**598.9725**	**0.1037**	**0.0000**	**601.1497**

Mitigated Construction

	ROG	NOx	CO	SO2	Fugitive PM10	Exhaust PM10	PM10 Total	Fugitive PM2.5	Exhaust PM2.5	PM2.5 Total	Bio- CO2	NBio- CO2	Total CO2	CH4	N2O	CO2e
Year	tons/yr										MT/yr					
2026	0.1445	1.1367	1.7040	3.2100e-003	0.1254	0.0556	0.1810	0.0549	0.0521	0.1070	0.0000	273.7927	273.7927	0.0473	0.0000	274.7860
2027	0.1644	1.2954	1.9394	3.6800e-003	0.1306	0.0634	0.1939	0.0557	0.0594	0.1151	0.0000	313.3706	313.3706	0.0536	0.0000	314.4965
2028	6.6600e-003	0.0558	0.0855	1.4000e-004	5.3600e-003	2.7200e-003	8.0800e-003	2.4700e-003	2.5300e-003	5.0100e-003	0.0000	11.8087	11.8087	2.7600e-003	0.0000	11.8667
Total	**0.3156**	**2.4878**	**3.7288**	**7.0300e-003**	**0.2613**	**0.1217**	**0.3830**	**0.1131**	**0.1141**	**0.2272**	**0.0000**	**598.9720**	**598.9720**	**0.1037**	**0.0000**	**601.1492**

	ROG	**NOx**	**CO**	**SO2**	**Fugitive PM10**	**Exhaust PM10**	**PM10 Total**	**Fugitive PM2.5**	**Exhaust PM2.5**	**PM2.5 Total**	**Bio- CO2**	**NBio-CO2**	**Total CO2**	**CH4**	**N20**	**CO2e**
Percent Reduction	**0.00**	**0.00**	**0.00**	**0.00**	**43.31**	**0.00**	**34.27**	**48.55**	**0.00**	**31.96**	**0.00**	**0.00**	**0.00**	**0.00**	**0.00**	**0.00**

2.2 Overall Operational

Unmitigated Operational

	ROG	NOx	CO	SO2	Fugitive PM10	Exhaust PM10	PM10 Total	Fugitive PM2.5	Exhaust PM2.5	PM2.5 Total	Bio- CO2	NBio- CO2	Total CO2	CH4	N2O	CO2e
Category	tons/yr										MT/yr					
Area	0.0000	0.0000	1.0000e-005	0.0000		0.0000	0.0000		0.0000	0.0000	0.0000	2.0000e-005	2.0000e-005	0.0000	0.0000	2.0000e-005
Energy	0.0000	0.0000	0.0000	0.0000		0.0000	0.0000		0.0000	0.0000	0.0000	0.0000	0.0000	0.0000	0.0000	0.0000
Mobile	0.0000	0.0000	0.0000	0.0000	0.0000	0.0000	0.0000	0.0000	0.0000	0.0000	0.0000	0.0000	0.0000	0.0000	0.0000	0.0000
Waste						0.0000	0.0000		0.0000	0.0000	0.0000	0.0000	0.0000	0.0000	0.0000	0.0000
Water						0.0000	0.0000		0.0000	0.0000	0.0000	0.0000	0.0000	0.0000	0.0000	0.0000
Total	**0.0000**	**0.0000**	**1.0000e-005**	**0.0000**	**0.0000**	**0.0000**	**0.0000**	**0.0000**	**0.0000**	**0.0000**	**0.0000**	**2.0000e-005**	**2.0000e-005**	**0.0000**	**0.0000**	**2.0000e-005**

Mitigated Operational

	ROG	NOx	CO	SO2	Fugitive PM10	Exhaust PM10	PM10 Total	Fugitive PM2.5	Exhaust PM2.5	PM2.5 Total	Bio- CO2	NBio- CO2	Total CO2	CH4	N2O	CO2e
Category	tons/yr										MT/yr					
Area	0.0000	0.0000	1.0000e-005	0.0000		0.0000	0.0000		0.0000	0.0000	0.0000	2.0000e-005	2.0000e-005	0.0000	0.0000	2.0000e-005
Energy	0.0000	0.0000	0.0000	0.0000		0.0000	0.0000		0.0000	0.0000	0.0000	0.0000	0.0000	0.0000	0.0000	0.0000
Mobile	0.0000	0.0000	0.0000	0.0000	0.0000	0.0000	0.0000	0.0000	0.0000	0.0000	0.0000	0.0000	0.0000	0.0000	0.0000	0.0000
Waste						0.0000	0.0000		0.0000	0.0000	0.0000	0.0000	0.0000	0.0000	0.0000	0.0000
Water						0.0000	0.0000		0.0000	0.0000	0.0000	0.0000	0.0000	0.0000	0.0000	0.0000

Total	**0.0000**	**0.0000**	**1.0000e-005**	**0.0000**	**0.0000**	**0.0000**	**0.0000**	**0.0000**	**0.0000**	**0.0000**	**0.0000**	**2.0000e-005**	**2.0000e-005**	**0.0000**	**0.0000**	**2.0000e-005**

	ROG	NOx	CO	SO2	Fugitive PM10	Exhaust PM10	PM10 Total	Fugitive PM2.5	Exhaust PM2.5	PM2.5 Total	Bio- CO2	NBio-CO2	Total CO2	CH4	N20	CO2e
Percent Reduction	**0.00**	**0.00**	**0.00**	**0.00**	**0.00**	**0.00**	**0.00**	**0.00**	**0.00**	**0.00**	**0.00**	**0.00**	**0.00**	**0.00**	**0.00**	**0.00**

3.0 Construction Detail

Construction Phase

Phase Number	Phase Name	Phase Type	Start Date	End Date	Num Days Week	Num Days	Phase Description
1	Site Prep Portal 1	Site Preparation	2/15/2026	2/27/2026	5	10	
2	Excavation Portal 1	Grading	2/28/2026	4/2/2026	5	24	
3	Tunnel Excavation	Grading	4/3/2026	11/26/2027	5	431	
4	Site Prep Portal 2	Site Preparation	11/27/2027	12/10/2027	5	10	
5	Excavation Portal 2	Grading	12/11/2027	1/11/2028	5	22	
6	Pipeline Connection	Site Preparation	1/12/2028	1/20/2028	5	7	
7	Site Restoration	Site Preparation	1/21/2028	1/31/2028	5	7	

Acres of Grading (Site Preparation Phase): 0

Acres of Grading (Grading Phase): 0

Acres of Paving: 0

Residential Indoor: 0; Residential Outdoor: 0; Non-Residential Indoor: 0; Non-Residential Outdoor: 0 (Architectural Coating – sqft)

OffRoad Equipment

Phase Name	Offroad Equipment Type	Amount	Usage Hours	Horse Power	Load Factor
Site Prep Portal 1	Concrete/Industrial Saws	0	8.00	81	0.73
Site Prep Portal 1	Excavators	0	8.00	162	0.38
Site Prep Portal 1	Graders	1	8.00	174	0.41
Site Prep Portal 1	Rubber Tired Dozers	0	8.00	255	0.40

Site Prep Portal 1	Scrapers	1	8.00	361	0.48
Site Prep Portal 1	Tractors/Loaders/Backhoes	1	8.00	97	0.37
Site Prep Portal 1	Trenchers	0	8.00	80	0.50
Excavation Portal 1	Concrete/Industrial Saws	0	8.00	81	0.73
Excavation Portal 1	Cranes	0	4.00	226	0.29
Excavation Portal 1	Crushing/Proc. Equipment	1	8.00	85	0.78
Excavation Portal 1	Excavators	1	8.00	162	0.38
Excavation Portal 1	Forklifts	0	6.00	89	0.20
Excavation Portal 1	Rubber Tired Dozers	1	1.00	255	0.40
Excavation Portal 1	Tractors/Loaders/Backhoes	1	8.00	97	0.37
Excavation Portal 1	Trenchers	1	8.00	80	0.50
Tunnel Excavation	Cement and Mortar Mixers	0	6.00	9	0.56
Tunnel Excavation	Concrete/Industrial Saws	0	8.00	81	0.73
Tunnel Excavation	Crushing/Proc. Equipment	1	8.00	85	0.78
Tunnel Excavation	Excavators	1	8.00	162	0.38
Tunnel Excavation	Pavers	0	8.00	125	0.42
Tunnel Excavation	Paving Equipment	0	8.00	130	0.36
Tunnel Excavation	Rollers	0	8.00	80	0.38
Tunnel Excavation	Rubber Tired Dozers	1	1.00	255	0.40
Tunnel Excavation	Tractors/Loaders/Backhoes	1	7.00	97	0.37
Tunnel Excavation	Trenchers	1	8.00	80	0.50
Site Prep Portal 2	Graders	1	8.00	174	0.41
Site Prep Portal 2	Scrapers	1	8.00	361	0.48
Site Prep Portal 2	Tractors/Loaders/Backhoes	1	8.00	97	0.37
Excavation Portal 2	Cement and Mortar Mixers	0	6.00	9	0.56
Excavation Portal 2	Concrete/Industrial Saws	0	8.00	81	0.73
Excavation Portal 2	Crushing/Proc. Equipment	1	8.00	85	0.78
Excavation Portal 2	Excavators	1	8.00	162	0.38
Excavation Portal 2	Pavers	0	8.00	125	0.42
Excavation Portal 2	Paving Equipment	0	8.00	130	0.36

Excavation Portal 2	Rollers	0	8.00	80	0.38
Excavation Portal 2	Rubber Tired Dozers	1	1.00	255	0.40
Excavation Portal 2	Tractors/Loaders/Backhoes	1	8.00	97	0.37
Excavation Portal 2	Trenchers	1	8.00	80	0.50
Pipeline Connection	Cement and Mortar Mixers	0	6.00	9	0.56
Pipeline Connection	Graders	0	8.00	174	0.41
Pipeline Connection	Other General Industrial Equipment	4	8.00	87	0.34
Pipeline Connection	Pavers	0	8.00	125	0.42
Pipeline Connection	Paving Equipment	0	8.00	130	0.36
Pipeline Connection	Rollers	0	8.00	80	0.38
Pipeline Connection	Tractors/Loaders/Backhoes	0	7.00	97	0.37
Site Restoration	Cement and Mortar Mixers	0	6.00	9	0.56
Site Restoration	Graders	0	8.00	174	0.41
Site Restoration	Pavers	0	8.00	125	0.42
Site Restoration	Paving Equipment	0	8.00	130	0.36
Site Restoration	Rollers	0	8.00	80	0.38
Site Restoration	Tractors/Loaders/Backhoes	1	8.00	97	0.37

Trips and VMT

Phase Name	Offroad Equipment Count	Worker Trip Number	Vendor Trip Number	Hauling Trip Number	Worker Trip Length	Vendor Trip Length	Hauling Trip Length	Worker Vehicle Class	Vendor Vehicle Class	Hauling Vehicle Class
Site Prep Portal 1	3	20.00	4.00	0.00	10.80	7.30	20.00	LD_Mix	HDT_Mix	HHDT
Excavation Portal 1	5	20.00	0.00	96.00	10.80	7.30	20.00	LD_Mix	HDT_Mix	HHDT
Tunnel Excavation	5	15.00	0.00	4,310.00	10.80	7.30	20.00	LD_Mix	HDT_Mix	HHDT
Site Prep Portal 2	3	15.00	0.00	0.00	10.80	7.30	20.00	LD_Mix	HDT_Mix	HHDT
Excavation Portal 2	5	15.00	0.00	96.00	10.80	7.30	20.00	LD_Mix	HDT_Mix	HHDT
Pipeline Connection	4	15.00	0.00	0.00	10.80	7.30	20.00	LD_Mix	HDT_Mix	HHDT
Site Restoration	1	3.00	0.00	0.00	10.80	7.30	20.00	LD_Mix	HDT_Mix	HHDT

3.1 Mitigation Measures Construction

Water Exposed Area

Clean Paved Roads

3.2 Site Prep Portal 1 - 2026

Unmitigated Construction On-Site

	ROG	NOx	CO	SO2	Fugitive PM10	Exhaust PM10	PM10 Total	Fugitive PM2.5	Exhaust PM2.5	PM2.5 Total	Bio- CO2	NBio- CO2	Total CO2	CH4	N2O	CO2e
Category	tons/yr										MT/yr					
Fugitive Dust					0.0000	0.0000	0.0000	0.0000	0.0000	0.0000	0.0000	0.0000	0.0000	0.0000	0.0000	0.0000
Off-Road	6.0300e-003	0.0555	0.0591	1.2000e-004		2.4600e-003	2.4600e-003		2.2600e-003	2.2600e-003	0.0000	10.6516	10.6516	3.4400e-003	0.0000	10.7239
Total	**6.0300e-003**	**0.0555**	**0.0591**	**1.2000e-004**	**0.0000**	**2.4600e-003**	**2.4600e-003**	**0.0000**	**2.2600e-003**	**2.2600e-003**	**0.0000**	**10.6516**	**10.6516**	**3.4400e-003**	**0.0000**	**10.7239**

Unmitigated Construction Off-Site

	ROG	NOx	CO	SO2	Fugitive PM10	Exhaust PM10	PM10 Total	Fugitive PM2.5	Exhaust PM2.5	PM2.5 Total	Bio- CO2	NBio- CO2	Total CO2	CH4	N2O	CO2e
Category	tons/yr										MT/yr					
Hauling	0.0000	0.0000	0.0000	0.0000	0.0000	0.0000	0.0000	0.0000	0.0000	0.0000	0.0000	0.0000	0.0000	0.0000	0.0000	0.0000
Vendor	1.3000e-004	7.4000e-004	1.8200e-003	0.0000	1.3000e-004	2.0000e-005	1.5000e-004	4.0000e-005	2.0000e-005	5.0000e-005	0.0000	0.3985	0.3985	0.0000	0.0000	0.3985
Worker	1.9000e-004	2.4000e-004	2.2600e-003	1.0000e-005	8.0000e-004	1.0000e-005	8.1000e-004	2.1000e-004	1.0000e-005	2.2000e-004	0.0000	0.5874	0.5874	2.0000e-005	0.0000	0.5879
Total	**3.2000e-004**	**9.8000e-004**	**4.0800e-003**	**1.0000e-005**	**9.3000e-004**	**3.0000e-005**	**9.6000e-004**	**2.5000e-004**	**3.0000e-005**	**2.7000e-004**	**0.0000**	**0.9858**	**0.9858**	**2.0000e-005**	**0.0000**	**0.9864**

Mitigated Construction On-Site

	ROG	NOx	CO	SO2	Fugitive PM10	Exhaust PM10	PM10 Total	Fugitive PM2.5	Exhaust PM2.5	PM2.5 Total	Bio- CO2	NBio- CO2	Total CO2	CH4	N2O	CO2e
Category	tons/yr										MT/yr					
Fugitive Dust					0.0000	0.0000	0.0000	0.0000	0.0000	0.0000	0.0000	0.0000	0.0000	0.0000	0.0000	0.0000
Off-Road	6.0300e-003	0.0555	0.0591	1.2000e-004		2.4600e-003	2.4600e-003		2.2600e-003	2.2600e-003	0.0000	10.6516	10.6516	3.4400e-003	0.0000	10.7239
Total	**6.0300e-003**	**0.0555**	**0.0591**	**1.2000e-004**	**0.0000**	**2.4600e-003**	**2.4600e-003**	**0.0000**	**2.2600e-003**	**2.2600e-003**	**0.0000**	**10.6516**	**10.6516**	**3.4400e-003**	**0.0000**	**10.7239**

Mitigated Construction Off-Site

	ROG	NOx	CO	SO2	Fugitive PM10	Exhaust PM10	PM10 Total	Fugitive PM2.5	Exhaust PM2.5	PM2.5 Total	Bio- CO2	NBio- CO2	Total CO2	CH4	N2O	CO2e
Category	tons/yr										MT/yr					
Hauling	0.0000	0.0000	0.0000	0.0000	0.0000	0.0000	0.0000	0.0000	0.0000	0.0000	0.0000	0.0000	0.0000	0.0000	0.0000	0.0000
Vendor	1.3000e-004	7.4000e-004	1.8200e-003	0.0000	1.3000e-004	2.0000e-005	1.5000e-004	4.0000e-005	2.0000e-005	5.0000e-005	0.0000	0.3985	0.3985	0.0000	0.0000	0.3985
Worker	1.9000e-004	2.4000e-004	2.2600e-003	1.0000e-005	8.0000e-004	1.0000e-005	8.1000e-004	2.1000e-004	1.0000e-005	2.2000e-004	0.0000	0.5874	0.5874	2.0000e-005	0.0000	0.5879
Total	**3.2000e-004**	**9.8000e-004**	**4.0800e-003**	**1.0000e-005**	**9.3000e-004**	**3.0000e-005**	**9.6000e-004**	**2.5000e-004**	**3.0000e-005**	**2.7000e-004**	**0.0000**	**0.9858**	**0.9858**	**2.0000e-005**	**0.0000**	**0.9864**

3.3 Excavation Portal 1 - 2026

Unmitigated Construction On-Site

	ROG	NOx	CO	SO2	Fugitive PM10	Exhaust PM10	PM10 Total	Fugitive PM2.5	Exhaust PM2.5	PM2.5 Total	Bio- CO2	NBio- CO2	Total CO2	CH4	N2O	CO2e
Category	tons/yr										MT/yr					

Fugitive Dust					9.0900e-003	0.0000	9.0900e-003	4.9700e-003	0.0000	4.9700e-003	0.0000	0.0000	0.0000	0.0000	0.0000	0.0000
Off-Road	0.0133	0.1079	0.1583	2.4000e-004		5.5400e-003	5.5400e-003		5.2000e-003	5.2000e-003	0.0000	20.9349	20.9349	4.8300e-003	0.0000	21.0362
Total	**0.0133**	**0.1079**	**0.1583**	**2.4000e-004**	**9.0900e-003**	**5.5400e-003**	**0.0146**	**4.9700e-003**	**5.2000e-003**	**0.0102**	**0.0000**	**20.9349**	**20.9349**	**4.8300e-003**	**0.0000**	**21.0362**

Unmitigated Construction Off-Site

	ROG	NOx	CO	SO2	Fugitive PM10	Exhaust PM10	PM10 Total	Fugitive PM2.5	Exhaust PM2.5	PM2.5 Total	Bio- CO2	NBio- CO2	Total CO2	CH4	N2O	CO2e
Category	tons/yr										MT/yr					
Hauling	6.9000e-004	5.0500e-003	8.6800e-003	4.0000e-005	8.2000e-004	1.5000e-004	9.6000e-004	2.2000e-004	1.3000e-004	3.6000e-004	0.0000	3.0247	3.0247	2.0000e-005	0.0000	3.0252
Vendor	0.0000	0.0000	0.0000	0.0000	0.0000	0.0000	0.0000	0.0000	0.0000	0.0000	0.0000	0.0000	0.0000	0.0000	0.0000	0.0000
Worker	4.6000e-004	5.8000e-004	5.4300e-003	2.0000e-005	1.9200e-003	1.0000e-005	1.9400e-003	5.1000e-004	1.0000e-005	5.3000e-004	0.0000	1.4096	1.4096	6.0000e-005	0.0000	1.4109
Total	**1.1500e-003**	**5.6300e-003**	**0.0141**	**6.0000e-005**	**2.7400e-003**	**1.6000e-004**	**2.9000e-003**	**7.3000e-004**	**1.4000e-004**	**8.9000e-004**	**0.0000**	**4.4344**	**4.4344**	**8.0000e-005**	**0.0000**	**4.4361**

Mitigated Construction On-Site

	ROG	NOx	CO	SO2	Fugitive PM10	Exhaust PM10	PM10 Total	Fugitive PM2.5	Exhaust PM2.5	PM2.5 Total	Bio- CO2	NBio- CO2	Total CO2	CH4	N2O	CO2e
Category	tons/yr										MT/yr					
Fugitive Dust					4.0900e-003	0.0000	4.0900e-003	2.2400e-003	0.0000	2.2400e-003	0.0000	0.0000	0.0000	0.0000	0.0000	0.0000
Off-Road	0.0133	0.1079	0.1583	2.4000e-004		5.5400e-003	5.5400e-003		5.2000e-003	5.2000e-003	0.0000	20.9349	20.9349	4.8300e-003	0.0000	21.0362
Total	**0.0133**	**0.1079**	**0.1583**	**2.4000e-004**	**4.0900e-003**	**5.5400e-003**	**9.6300e-003**	**2.2400e-003**	**5.2000e-003**	**7.4400e-003**	**0.0000**	**20.9349**	**20.9349**	**4.8300e-003**	**0.0000**	**21.0362**

Mitigated Construction Off-Site

	ROG	NOx	CO	SO2	Fugitive PM10	Exhaust PM10	PM10 Total	Fugitive PM2.5	Exhaust PM2.5	PM2.5 Total	Bio- CO2	NBio- CO2	Total CO2	CH4	N2O	CO2e
Category	tons/yr										MT/yr					
Hauling	6.9000e-004	5.0500e-003	8.6800e-003	4.0000e-005	8.2000e-004	1.5000e-004	9.6000e-004	2.2000e-004	1.3000e-004	3.6000e-004	0.0000	3.0247	3.0247	2.0000e-005	0.0000	3.0252
Vendor	0.0000	0.0000	0.0000	0.0000	0.0000	0.0000	0.0000	0.0000	0.0000	0.0000	0.0000	0.0000	0.0000	0.0000	0.0000	0.0000
Worker	4.6000e-004	5.8000e-004	5.4300e-003	2.0000e-005	1.9200e-003	1.0000e-005	1.9400e-003	5.1000e-004	1.0000e-005	5.3000e-004	0.0000	1.4096	1.4096	6.0000e-005	0.0000	1.4109
Total	**1.1500e-003**	**5.6300e-003**	**0.0141**	**6.0000e-005**	**2.7400e-003**	**1.6000e-004**	**2.9000e-003**	**7.3000e-004**	**1.4000e-004**	**8.9000e-004**	**0.0000**	**4.4344**	**4.4344**	**8.0000e-005**	**0.0000**	**4.4361**

3.4 Tunnel Excavation - 2026

Unmitigated Construction On-Site

	ROG	NOx	CO	SO2	Fugitive PM10	Exhaust PM10	PM10 Total	Fugitive PM2.5	Exhaust PM2.5	PM2.5 Total	Bio- CO2	NBio- CO2	Total CO2	CH4	N2O	CO2e
Category	tons/yr										MT/yr					
Fugitive Dust					0.1646	0.0000	0.1646	0.0895	0.0000	0.0895	0.0000	0.0000	0.0000	0.0000	0.0000	0.0000
Off-Road	0.1068	0.8605	1.2590	1.9100e-003		0.0443	0.0443		0.0417	0.0417	0.0000	166.7563	166.7563	0.0381	0.0000	167.5570
Total	**0.1068**	**0.8605**	**1.2590**	**1.9100e-003**	**0.1646**	**0.0443**	**0.2090**	**0.0895**	**0.0417**	**0.1312**	**0.0000**	**166.7563**	**166.7563**	**0.0381**	**0.0000**	**167.5570**

Unmitigated Construction Off-Site

	ROG	NOx	CO	SO2	Fugitive PM10	Exhaust PM10	PM10 Total	Fugitive PM2.5	Exhaust PM2.5	PM2.5 Total	Bio- CO2	NBio- CO2	Total CO2	CH4	N2O	CO2e

Category	tons/yr										MT/yr					
Hauling	0.0141	0.1026	0.1763	7.2000e-004	0.0318	2.9600e-003	0.0348	8.2900e-003	2.7200e-003	0.0110	0.0000	61.4400	61.4400	4.3000e-004	0.0000	61.4491
Vendor	0.0000	0.0000	0.0000	0.0000	0.0000	0.0000	0.0000	0.0000	0.0000	0.0000	0.0000	0.0000	0.0000	0.0000	0.0000	0.0000
Worker	2.7900e-003	3.5200e-003	0.0331	1.4000e-004	0.0117	9.0000e-005	0.0118	3.1200e-003	8.0000e-005	3.2000e-003	0.0000	8.5900	8.5900	3.6000e-004	0.0000	8.5976
Total	**0.0169**	**0.1062**	**0.2094**	**8.6000e-004**	**0.0436**	**3.0500e-003**	**0.0466**	**0.0114**	**2.8000e-003**	**0.0142**	**0.0000**	**70.0300**	**70.0300**	**7.9000e-004**	**0.0000**	**70.0467**

Mitigated Construction On-Site

	ROG	NOx	CO	SO2	Fugitive PM10	Exhaust PM10	PM10 Total	Fugitive PM2.5	Exhaust PM2.5	PM2.5 Total	Bio- CO2	NBio- CO2	Total CO2	CH4	N2O	CO2e
Category	tons/yr										MT/yr					
Fugitive Dust					0.0741	0.0000	0.0741	0.0403	0.0000	0.0403	0.0000	0.0000	0.0000	0.0000	0.0000	0.0000
Off-Road	0.1068	0.8605	1.2589	1.9100e-003		0.0443	0.0443		0.0417	0.0417	0.0000	166.7561	166.7561	0.0381	0.0000	167.5568
Total	**0.1068**	**0.8605**	**1.2589**	**1.9100e-003**	**0.0741**	**0.0443**	**0.1184**	**0.0403**	**0.0417**	**0.0820**	**0.0000**	**166.7561**	**166.7561**	**0.0381**	**0.0000**	**167.5568**

Mitigated Construction Off-Site

	ROG	NOx	CO	SO2	Fugitive PM10	Exhaust PM10	PM10 Total	Fugitive PM2.5	Exhaust PM2.5	PM2.5 Total	Bio- CO2	NBio- CO2	Total CO2	CH4	N2O	CO2e
Category	tons/yr										MT/yr					
Hauling	0.0141	0.1026	0.1763	7.2000e-004	0.0318	2.9600e-003	0.0348	8.2900e-003	2.7200e-003	0.0110	0.0000	61.4400	61.4400	4.3000e-004	0.0000	61.4491
Vendor	0.0000	0.0000	0.0000	0.0000	0.0000	0.0000	0.0000	0.0000	0.0000	0.0000	0.0000	0.0000	0.0000	0.0000	0.0000	0.0000
Worker	2.7900e-003	3.5200e-003	0.0331	1.4000e-004	0.0117	9.0000e-005	0.0118	3.1200e-003	8.0000e-005	3.2000e-003	0.0000	8.5900	8.5900	3.6000e-004	0.0000	8.5976

Total	**0.0169**	**0.1062**	**0.2094**	**8.6000e-004**	**0.0436**	**3.0500e-003**	**0.0466**	**0.0114**	**2.8000e-003**	**0.0142**	**0.0000**	**70.0300**	**70.0300**	**7.9000e-004**	**0.0000**	**70.0467**

3.4 Tunnel Excavation - 2027

Unmitigated Construction On-Site

	ROG	NOx	CO	SO2	Fugitive PM10	Exhaust PM10	PM10 Total	Fugitive PM2.5	Exhaust PM2.5	PM2.5 Total	Bio- CO2	NBio- CO2	Total CO2	CH4	N2O	CO2e
Category	tons/yr										MT/yr					
Fugitive Dust					0.1646	0.0000	0.1646	0.0895	0.0000	0.0895	0.0000	0.0000	0.0000	0.0000	0.0000	0.0000
Off-Road	0.1292	1.0415	1.5237	2.3200e-003		0.0537	0.0537		0.0504	0.0504	0.0000	201.8179	201.8179	0.0462	0.0000	202.7869
Total	**0.1292**	**1.0415**	**1.5237**	**2.3200e-003**	**0.1646**	**0.0537**	**0.2183**	**0.0895**	**0.0504**	**0.1400**	**0.0000**	**201.8179**	**201.8179**	**0.0462**	**0.0000**	**202.7869**

Unmitigated Construction Off-Site

	ROG	NOx	CO	SO2	Fugitive PM10	Exhaust PM10	PM10 Total	Fugitive PM2.5	Exhaust PM2.5	PM2.5 Total	Bio- CO2	NBio- CO2	Total CO2	CH4	N2O	CO2e
Category	tons/yr										MT/yr					
Hauling	0.0168	0.1230	0.2089	8.7000e-004	0.0327	3.5800e-003	0.0363	8.6100e-003	3.3000e-003	0.0119	0.0000	74.3623	74.3623	5.2000e-004	0.0000	74.3732
Vendor	0.0000	0.0000	0.0000	0.0000	0.0000	0.0000	0.0000	0.0000	0.0000	0.0000	0.0000	0.0000	0.0000	0.0000	0.0000	0.0000
Worker	3.2700e-003	4.1300e-003	0.0388	1.7000e-004	0.0142	1.1000e-004	0.0143	3.7700e-003	1.0000e-004	3.8700e-003	0.0000	10.3012	10.3012	4.3000e-004	0.0000	10.3102
Total	**0.0201**	**0.1272**	**0.2478**	**1.0400e-003**	**0.0469**	**3.6900e-003**	**0.0506**	**0.0124**	**3.4000e-003**	**0.0158**	**0.0000**	**84.6634**	**84.6634**	**9.5000e-004**	**0.0000**	**84.6834**

Mitigated Construction On-Site

	ROG	NOx	CO	SO2	Fugitive PM10	Exhaust PM10	PM10 Total	Fugitive PM2.5	Exhaust PM2.5	PM2.5 Total	Bio- CO2	NBio- CO2	Total CO2	CH4	N2O	CO2e
Category	tons/yr										MT/yr					
Fugitive Dust					0.0741	0.0000	0.0741	0.0403	0.0000	0.0403	0.0000	0.0000	0.0000	0.0000	0.0000	0.0000
Off-Road	0.1292	1.0415	1.5236	2.3200e-003		0.0537	0.0537		0.0504	0.0504	0.0000	201.8177	201.8177	0.0462	0.0000	202.7867
Total	**0.1292**	**1.0415**	**1.5236**	**2.3200e-003**	**0.0741**	**0.0537**	**0.1278**	**0.0403**	**0.0504**	**0.0907**	**0.0000**	**201.8177**	**201.8177**	**0.0462**	**0.0000**	**202.7867**

Mitigated Construction Off-Site

	ROG	NOx	CO	SO2	Fugitive PM10	Exhaust PM10	PM10 Total	Fugitive PM2.5	Exhaust PM2.5	PM2.5 Total	Bio- CO2	NBio- CO2	Total CO2	CH4	N2O	CO2e
Category	tons/yr										MT/yr					
Hauling	0.0168	0.1230	0.2089	8.7000e-004	0.0327	3.5800e-003	0.0363	8.6100e-003	3.3000e-003	0.0119	0.0000	74.3623	74.3623	5.2000e-004	0.0000	74.3732
Vendor	0.0000	0.0000	0.0000	0.0000	0.0000	0.0000	0.0000	0.0000	0.0000	0.0000	0.0000	0.0000	0.0000	0.0000	0.0000	0.0000
Worker	3.2700e-003	4.1300e-003	0.0388	1.7000e-004	0.0142	1.1000e-004	0.0143	3.7700e-003	1.0000e-004	3.8700e-003	0.0000	10.3012	10.3012	4.3000e-004	0.0000	10.3102
Total	**0.0201**	**0.1272**	**0.2478**	**1.0400e-003**	**0.0469**	**3.6900e-003**	**0.0506**	**0.0124**	**3.4000e-003**	**0.0158**	**0.0000**	**84.6634**	**84.6634**	**9.5000e-004**	**0.0000**	**84.6834**

3.5 Site Prep Portal 2 - 2027

Unmitigated Construction On-Site

	ROG	NOx	CO	SO2	Fugitive PM10	Exhaust PM10	PM10 Total	Fugitive PM2.5	Exhaust PM2.5	PM2.5 Total	Bio- CO2	NBio- CO2	Total CO2	CH4	N2O	CO2e
Category	tons/yr										MT/yr					

Fugitive Dust					7.9500e-003	0.0000	7.9500e-003	8.6000e-004	0.0000	8.6000e-004	0.0000	0.0000	0.0000	0.0000	0.0000	0.0000
Off-Road	6.0300e-003	0.0555	0.0591	1.2000e-004		2.4600e-003	2.4600e-003		2.2600e-003	2.2600e-003	0.0000	10.6516	10.6516	3.4400e-003	0.0000	10.7239
Total	**6.0300e-003**	**0.0555**	**0.0591**	**1.2000e-004**	**7.9500e-003**	**2.4600e-003**	**0.0104**	**8.6000e-004**	**2.2600e-003**	**3.1200e-003**	**0.0000**	**10.6516**	**10.6516**	**3.4400e-003**	**0.0000**	**10.7239**

Unmitigated Construction Off-Site

	ROG	NOx	CO	SO2	Fugitive PM10	Exhaust PM10	PM10 Total	Fugitive PM2.5	Exhaust PM2.5	PM2.5 Total	Bio- CO2	NBio- CO2	Total CO2	CH4	N2O	CO2e
Category	tons/yr										MT/yr					
Hauling	0.0000	0.0000	0.0000	0.0000	0.0000	0.0000	0.0000	0.0000	0.0000	0.0000	0.0000	0.0000	0.0000	0.0000	0.0000	0.0000
Vendor	0.0000	0.0000	0.0000	0.0000	0.0000	0.0000	0.0000	0.0000	0.0000	0.0000	0.0000	0.0000	0.0000	0.0000	0.0000	0.0000
Worker	1.4000e-004	1.7000e-004	1.6500e-003	1.0000e-005	6.0000e-004	0.0000	6.1000e-004	1.6000e-004	0.0000	1.6000e-004	0.0000	0.4365	0.4365	2.0000e-005	0.0000	0.4369
Total	**1.4000e-004**	**1.7000e-004**	**1.6500e-003**	**1.0000e-005**	**6.0000e-004**	**0.0000**	**6.1000e-004**	**1.6000e-004**	**0.0000**	**1.6000e-004**	**0.0000**	**0.4365**	**0.4365**	**2.0000e-005**	**0.0000**	**0.4369**

Mitigated Construction On-Site

	ROG	NOx	CO	SO2	Fugitive PM10	Exhaust PM10	PM10 Total	Fugitive PM2.5	Exhaust PM2.5	PM2.5 Total	Bio- CO2	NBio- CO2	Total CO2	CH4	N2O	CO2e
Category	tons/yr										MT/yr					
Fugitive Dust					3.5800e-003	0.0000	3.5800e-003	3.9000e-004	0.0000	3.9000e-004	0.0000	0.0000	0.0000	0.0000	0.0000	0.0000
Off-Road	6.0300e-003	0.0555	0.0591	1.2000e-004		2.4600e-003	2.4600e-003		2.2600e-003	2.2600e-003	0.0000	10.6516	10.6516	3.4400e-003	0.0000	10.7239
Total	**6.0300e-003**	**0.0555**	**0.0591**	**1.2000e-004**	**3.5800e-003**	**2.4600e-003**	**6.0400e-003**	**3.9000e-004**	**2.2600e-003**	**2.6500e-003**	**0.0000**	**10.6516**	**10.6516**	**3.4400e-003**	**0.0000**	**10.7239**

Mitigated Construction Off-Site

	ROG	NOx	CO	SO2	Fugitive PM10	Exhaust PM10	PM10 Total	Fugitive PM2.5	Exhaust PM2.5	PM2.5 Total	Bio- CO2	NBio- CO2	Total CO2	CH4	N2O	CO2e
Category	tons/yr										MT/yr					
Hauling	0.0000	0.0000	0.0000	0.0000	0.0000	0.0000	0.0000	0.0000	0.0000	0.0000	0.0000	0.0000	0.0000	0.0000	0.0000	0.0000
Vendor	0.0000	0.0000	0.0000	0.0000	0.0000	0.0000	0.0000	0.0000	0.0000	0.0000	0.0000	0.0000	0.0000	0.0000	0.0000	0.0000
Worker	1.4000e-004	1.7000e-004	1.6500e-003	1.0000e-005	6.0000e-004	0.0000	6.1000e-004	1.6000e-004	0.0000	1.6000e-004	0.0000	0.4365	0.4365	2.0000e-005	0.0000	0.4369
Total	**1.4000e-004**	**1.7000e-004**	**1.6500e-003**	**1.0000e-005**	**6.0000e-004**	**0.0000**	**6.1000e-004**	**1.6000e-004**	**0.0000**	**1.6000e-004**	**0.0000**	**0.4365**	**0.4365**	**2.0000e-005**	**0.0000**	**0.4369**

3.6 Excavation Portal 2 - 2027

Unmitigated Construction On-Site

	ROG	NOx	CO	SO2	Fugitive PM10	Exhaust PM10	PM10 Total	Fugitive PM2.5	Exhaust PM2.5	PM2.5 Total	Bio- CO2	NBio- CO2	Total CO2	CH4	N2O	CO2e
Category	tons/yr										MT/yr					
Fugitive Dust					8.3300e-003	0.0000	8.3300e-003	4.5600e-003	0.0000	4.5600e-003	0.0000	0.0000	0.0000	0.0000	0.0000	0.0000
Off-Road	8.3400e-003	0.0675	0.0989	1.5000e-004		3.4600e-003	3.4600e-003		3.2500e-003	3.2500e-003	0.0000	13.0843	13.0843	3.0200e-003	0.0000	13.1476
Total	**8.3400e-003**	**0.0675**	**0.0989**	**1.5000e-004**	**8.3300e-003**	**3.4600e-003**	**0.0118**	**4.5600e-003**	**3.2500e-003**	**7.8100e-003**	**0.0000**	**13.0843**	**13.0843**	**3.0200e-003**	**0.0000**	**13.1476**

Unmitigated Construction Off-Site

	ROG	NOx	CO	SO2	Fugitive PM10	Exhaust PM10	PM10 Total	Fugitive PM2.5	Exhaust PM2.5	PM2.5 Total	Bio- CO2	NBio- CO2	Total CO2	CH4	N2O	CO2e

Category	tons/yr										MT/yr					
Hauling	4.7000e-004	3.4100e-003	5.7900e-003	2.0000e-005	7.6000e-004	1.0000e-004	8.5000e-004	2.0000e-004	9.0000e-005	2.9000e-004	0.0000	2.0624	2.0624	1.0000e-005	0.0000	2.0627
Vendor	0.0000	0.0000	0.0000	0.0000	0.0000	0.0000	0.0000	0.0000	0.0000	0.0000	0.0000	0.0000	0.0000	0.0000	0.0000	0.0000
Worker	2.1000e-004	2.6000e-004	2.4700e-003	1.0000e-005	9.0000e-004	1.0000e-005	9.1000e-004	2.4000e-004	1.0000e-005	2.5000e-004	0.0000	0.6547	0.6547	3.0000e-005	0.0000	0.6553
Total	**6.8000e-004**	**3.6700e-003**	**8.2600e-003**	**3.0000e-005**	**1.6600e-003**	**1.1000e-004**	**1.7600e-003**	**4.4000e-004**	**1.0000e-004**	**5.4000e-004**	**0.0000**	**2.7172**	**2.7172**	**4.0000e-005**	**0.0000**	**2.7181**

Mitigated Construction On-Site

	ROG	NOx	CO	SO2	Fugitive PM10	Exhaust PM10	PM10 Total	Fugitive PM2.5	Exhaust PM2.5	PM2.5 Total	Bio- CO2	NBio- CO2	Total CO2	CH4	N2O	CO2e
Category	tons/yr										MT/yr					
Fugitive Dust					3.7500e-003	0.0000	3.7500e-003	2.0500e-003	0.0000	2.0500e-003	0.0000	0.0000	0.0000	0.0000	0.0000	0.0000
Off-Road	8.3400e-003	0.0675	0.0989	1.5000e-004		3.4600e-003	3.4600e-003		3.2500e-003	3.2500e-003	0.0000	13.0843	13.0843	3.0200e-003	0.0000	13.1476
Total	**8.3400e-003**	**0.0675**	**0.0989**	**1.5000e-004**	**3.7500e-003**	**3.4600e-003**	**7.2100e-003**	**2.0500e-003**	**3.2500e-003**	**5.3000e-003**	**0.0000**	**13.0843**	**13.0843**	**3.0200e-003**	**0.0000**	**13.1476**

Mitigated Construction Off-Site

	ROG	NOx	CO	SO2	Fugitive PM10	Exhaust PM10	PM10 Total	Fugitive PM2.5	Exhaust PM2.5	PM2.5 Total	Bio- CO2	NBio- CO2	Total CO2	CH4	N2O	CO2e
Category	tons/yr										MT/yr					
Hauling	4.7000e-004	3.4100e-003	5.7900e-003	2.0000e-005	7.6000e-004	1.0000e-004	8.5000e-004	2.0000e-004	9.0000e-005	2.9000e-004	0.0000	2.0624	2.0624	1.0000e-005	0.0000	2.0627
Vendor	0.0000	0.0000	0.0000	0.0000	0.0000	0.0000	0.0000	0.0000	0.0000	0.0000	0.0000	0.0000	0.0000	0.0000	0.0000	0.0000
Worker	2.1000e-004	2.6000e-004	2.4700e-003	1.0000e-005	9.0000e-004	1.0000e-005	9.1000e-004	2.4000e-004	1.0000e-005	2.5000e-004	0.0000	0.6547	0.6547	3.0000e-005	0.0000	0.6553

Total	**6.8000e-004**	**3.6700e-003**	**8.2600e-003**	**3.0000e-005**	**1.6600e-003**	**1.1000e-004**	**1.7600e-003**	**4.4000e-004**	**1.0000e-004**	**5.4000e-004**	**0.0000**	**2.7172**	**2.7172**	**4.0000e-005**	**0.0000**	**2.7181**

3.6 Excavation Portal 2 - 2028

Unmitigated Construction On-Site

	ROG	NOx	CO	SO2	Fugitive PM10	Exhaust PM10	PM10 Total	Fugitive PM2.5	Exhaust PM2.5	PM2.5 Total	Bio- CO2	NBio- CO2	Total CO2	CH4	N2O	CO2e
Category	tons/yr										MT/yr					
Fugitive Dust					8.3300e-003	0.0000	8.3300e-003	4.5600e-003	0.0000	4.5600e-003	0.0000	0.0000	0.0000	0.0000	0.0000	0.0000
Off-Road	3.8900e-003	0.0315	0.0462	7.0000e-005		1.6200e-003	1.6200e-003		1.5200e-003	1.5200e-003	0.0000	6.1060	6.1060	1.4100e-003	0.0000	6.1356
Total	**3.8900e-003**	**0.0315**	**0.0462**	**7.0000e-005**	**8.3300e-003**	**1.6200e-003**	**9.9500e-003**	**4.5600e-003**	**1.5200e-003**	**6.0800e-003**	**0.0000**	**6.1060**	**6.1060**	**1.4100e-003**	**0.0000**	**6.1356**

Unmitigated Construction Off-Site

	ROG	NOx	CO	SO2	Fugitive PM10	Exhaust PM10	PM10 Total	Fugitive PM2.5	Exhaust PM2.5	PM2.5 Total	Bio- CO2	NBio- CO2	Total CO2	CH4	N2O	CO2e
Category	tons/yr										MT/yr					
Hauling	2.2000e-004	1.5800e-003	2.7000e-003	1.0000e-005	6.8000e-004	5.0000e-005	7.3000e-004	1.7000e-004	4.0000e-005	2.2000e-004	0.0000	0.9626	0.9626	1.0000e-005	0.0000	0.9627
Vendor	0.0000	0.0000	0.0000	0.0000	0.0000	0.0000	0.0000	0.0000	0.0000	0.0000	0.0000	0.0000	0.0000	0.0000	0.0000	0.0000
Worker	9.0000e-005	1.2000e-004	1.1200e-003	1.0000e-005	4.2000e-004	0.0000	4.2000e-004	1.1000e-004	0.0000	1.1000e-004	0.0000	0.3032	0.3032	1.0000e-005	0.0000	0.3034
Total	**3.1000e-004**	**1.7000e-003**	**3.8200e-003**	**2.0000e-005**	**1.1000e-003**	**5.0000e-005**	**1.1500e-003**	**2.8000e-004**	**4.0000e-005**	**3.3000e-004**	**0.0000**	**1.2657**	**1.2657**	**2.0000e-005**	**0.0000**	**1.2661**

Mitigated Construction On-Site

	ROG	NOx	CO	SO2	Fugitive PM10	Exhaust PM10	PM10 Total	Fugitive PM2.5	Exhaust PM2.5	PM2.5 Total	Bio- CO2	NBio- CO2	Total CO2	CH4	N2O	CO2e
Category	tons/yr										MT/yr					
Fugitive Dust					3.7500e-003	0.0000	3.7500e-003	2.0500e-003	0.0000	2.0500e-003	0.0000	0.0000	0.0000	0.0000	0.0000	0.0000
Off-Road	3.8900e-003	0.0315	0.0462	7.0000e-005		1.6200e-003	1.6200e-003		1.5200e-003	1.5200e-003	0.0000	6.1060	6.1060	1.4100e-003	0.0000	6.1356
Total	**3.8900e-003**	**0.0315**	**0.0462**	**7.0000e-005**	**3.7500e-003**	**1.6200e-003**	**5.3700e-003**	**2.0500e-003**	**1.5200e-003**	**3.5700e-003**	**0.0000**	**6.1060**	**6.1060**	**1.4100e-003**	**0.0000**	**6.1356**

Mitigated Construction Off-Site

	ROG	NOx	CO	SO2	Fugitive PM10	Exhaust PM10	PM10 Total	Fugitive PM2.5	Exhaust PM2.5	PM2.5 Total	Bio- CO2	NBio- CO2	Total CO2	CH4	N2O	CO2e
Category	tons/yr										MT/yr					
Hauling	2.2000e-004	1.5800e-003	2.7000e-003	1.0000e-005	6.8000e-004	5.0000e-005	7.3000e-004	1.7000e-004	4.0000e-005	2.2000e-004	0.0000	0.9626	0.9626	1.0000e-005	0.0000	0.9627
Vendor	0.0000	0.0000	0.0000	0.0000	0.0000	0.0000	0.0000	0.0000	0.0000	0.0000	0.0000	0.0000	0.0000	0.0000	0.0000	0.0000
Worker	9.0000e-005	1.2000e-004	1.1200e-003	1.0000e-005	4.2000e-004	0.0000	4.2000e-004	1.1000e-004	0.0000	1.1000e-004	0.0000	0.3032	0.3032	1.0000e-005	0.0000	0.3034
Total	**3.1000e-004**	**1.7000e-003**	**3.8200e-003**	**2.0000e-005**	**1.1000e-003**	**5.0000e-005**	**1.1500e-003**	**2.8000e-004**	**4.0000e-005**	**3.3000e-004**	**0.0000**	**1.2657**	**1.2657**	**2.0000e-005**	**0.0000**	**1.2661**

3.7 Pipeline Connection - 2028

Unmitigated Construction On-Site

	ROG	NOx	CO	SO2	Fugitive PM10	Exhaust PM10	PM10 Total	Fugitive PM2.5	Exhaust PM2.5	PM2.5 Total	Bio- CO2	NBio- CO2	Total CO2	CH4	N2O	CO2e
Category	tons/yr										MT/yr					

Fugitive Dust					0.0000	0.0000	0.0000	0.0000	0.0000	0.0000	0.0000	0.0000	0.0000	0.0000	0.0000	0.0000
Off-Road	1.8800e-003	0.0178	0.0264	4.0000e-005		8.6000e-004	8.6000e-004		7.9000e-004	7.9000e-004	0.0000	3.1142	3.1142	1.0100e-003	0.0000	3.1353
Total	**1.8800e-003**	**0.0178**	**0.0264**	**4.0000e-005**	**0.0000**	**8.6000e-004**	**8.6000e-004**	**0.0000**	**7.9000e-004**	**7.9000e-004**	**0.0000**	**3.1142**	**3.1142**	**1.0100e-003**	**0.0000**	**3.1353**

Unmitigated Construction Off-Site

	ROG	NOx	CO	SO2	Fugitive PM10	Exhaust PM10	PM10 Total	Fugitive PM2.5	Exhaust PM2.5	PM2.5 Total	Bio- CO2	NBio- CO2	Total CO2	CH4	N2O	CO2e
Category	tons/yr										MT/yr					
Hauling	0.0000	0.0000	0.0000	0.0000	0.0000	0.0000	0.0000	0.0000	0.0000	0.0000	0.0000	0.0000	0.0000	0.0000	0.0000	0.0000
Vendor	0.0000	0.0000	0.0000	0.0000	0.0000	0.0000	0.0000	0.0000	0.0000	0.0000	0.0000	0.0000	0.0000	0.0000	0.0000	0.0000
Worker	9.0000e-005	1.2000e-004	1.1200e-003	1.0000e-005	4.2000e-004	0.0000	4.2000e-004	1.1000e-004	0.0000	1.1000e-004	0.0000	0.3032	0.3032	1.0000e-005	0.0000	0.3034
Total	**9.0000e-005**	**1.2000e-004**	**1.1200e-003**	**1.0000e-005**	**4.2000e-004**	**0.0000**	**4.2000e-004**	**1.1000e-004**	**0.0000**	**1.1000e-004**	**0.0000**	**0.3032**	**0.3032**	**1.0000e-005**	**0.0000**	**0.3034**

Mitigated Construction On-Site

	ROG	NOx	CO	SO2	Fugitive PM10	Exhaust PM10	PM10 Total	Fugitive PM2.5	Exhaust PM2.5	PM2.5 Total	Bio- CO2	NBio- CO2	Total CO2	CH4	N2O	CO2e
Category	tons/yr										MT/yr					
Fugitive Dust					0.0000	0.0000	0.0000	0.0000	0.0000	0.0000	0.0000	0.0000	0.0000	0.0000	0.0000	0.0000
Off-Road	1.8800e-003	0.0178	0.0264	4.0000e-005		8.6000e-004	8.6000e-004		7.9000e-004	7.9000e-004	0.0000	3.1142	3.1142	1.0100e-003	0.0000	3.1353
Total	**1.8800e-003**	**0.0178**	**0.0264**	**4.0000e-005**	**0.0000**	**8.6000e-004**	**8.6000e-004**	**0.0000**	**7.9000e-004**	**7.9000e-004**	**0.0000**	**3.1142**	**3.1142**	**1.0100e-003**	**0.0000**	**3.1353**

Mitigated Construction Off-Site

	ROG	NOx	CO	SO2	Fugitive PM10	Exhaust PM10	PM10 Total	Fugitive PM2.5	Exhaust PM2.5	PM2.5 Total	Bio- CO2	NBio- CO2	Total CO2	CH4	N2O	CO2e
Category	tons/yr										MT/yr					
Hauling	0.0000	0.0000	0.0000	0.0000	0.0000	0.0000	0.0000	0.0000	0.0000	0.0000	0.0000	0.0000	0.0000	0.0000	0.0000	0.0000
Vendor	0.0000	0.0000	0.0000	0.0000	0.0000	0.0000	0.0000	0.0000	0.0000	0.0000	0.0000	0.0000	0.0000	0.0000	0.0000	0.0000
Worker	9.0000e-005	1.2000e-004	1.1200e-003	1.0000e-005	4.2000e-004	0.0000	4.2000e-004	1.1000e-004	0.0000	1.1000e-004	0.0000	0.3032	0.3032	1.0000e-005	0.0000	0.3034
Total	**9.0000e-005**	**1.2000e-004**	**1.1200e-003**	**1.0000e-005**	**4.2000e-004**	**0.0000**	**4.2000e-004**	**1.1000e-004**	**0.0000**	**1.1000e-004**	**0.0000**	**0.3032**	**0.3032**	**1.0000e-005**	**0.0000**	**0.3034**

3.8 Site Restoration - 2028

Unmitigated Construction On-Site

	ROG	NOx	CO	SO2	Fugitive PM10	Exhaust PM10	PM10 Total	Fugitive PM2.5	Exhaust PM2.5	PM2.5 Total	Bio- CO2	NBio- CO2	Total CO2	CH4	N2O	CO2e
Category	tons/yr										MT/yr					
Fugitive Dust					0.0000	0.0000	0.0000	0.0000	0.0000	0.0000	0.0000	0.0000	0.0000	0.0000	0.0000	0.0000
Off-Road	4.6000e-004	4.6700e-003	7.8000e-003	1.0000e-005		1.9000e-004	1.9000e-004		1.7000e-004	1.7000e-004	0.0000	0.9591	0.9591	3.1000e-004	0.0000	0.9656
Total	**4.6000e-004**	**4.6700e-003**	**7.8000e-003**	**1.0000e-005**	**0.0000**	**1.9000e-004**	**1.9000e-004**	**0.0000**	**1.7000e-004**	**1.7000e-004**	**0.0000**	**0.9591**	**0.9591**	**3.1000e-004**	**0.0000**	**0.9656**

Unmitigated Construction Off-Site

	ROG	NOx	CO	SO2	Fugitive PM10	Exhaust PM10	PM10 Total	Fugitive PM2.5	Exhaust PM2.5	PM2.5 Total	Bio- CO2	NBio- CO2	Total CO2	CH4	N2O	CO2e

Category	tons/yr										MT/yr					
Hauling	0.0000	0.0000	0.0000	0.0000	0.0000	0.0000	0.0000	0.0000	0.0000	0.0000	0.0000	0.0000	0.0000	0.0000	0.0000	0.0000
Vendor	0.0000	0.0000	0.0000	0.0000	0.0000	0.0000	0.0000	0.0000	0.0000	0.0000	0.0000	0.0000	0.0000	0.0000	0.0000	0.0000
Worker	2.0000e-005	2.0000e-005	2.2000e-004	0.0000	8.0000e-005	0.0000	8.0000e-005	2.0000e-005	0.0000	2.0000e-005	0.0000	0.0606	0.0606	0.0000	0.0000	0.0607
Total	**2.0000e-005**	**2.0000e-005**	**2.2000e-004**	**0.0000**	**8.0000e-005**	**0.0000**	**8.0000e-005**	**2.0000e-005**	**0.0000**	**2.0000e-005**	**0.0000**	**0.0606**	**0.0606**	**0.0000**	**0.0000**	**0.0607**

Mitigated Construction On-Site

	ROG	NOx	CO	SO2	Fugitive PM10	Exhaust PM10	PM10 Total	Fugitive PM2.5	Exhaust PM2.5	PM2.5 Total	Bio- CO2	NBio- CO2	Total CO2	CH4	N2O	CO2e
Category	tons/yr										MT/yr					
Fugitive Dust					0.0000	0.0000	0.0000	0.0000	0.0000	0.0000	0.0000	0.0000	0.0000	0.0000	0.0000	0.0000
Off-Road	4.6000e-004	4.6700e-003	7.8000e-003	1.0000e-005		1.9000e-004	1.9000e-004		1.7000e-004	1.7000e-004	0.0000	0.9591	0.9591	3.1000e-004	0.0000	0.9656
Total	**4.6000e-004**	**4.6700e-003**	**7.8000e-003**	**1.0000e-005**	**0.0000**	**1.9000e-004**	**1.9000e-004**	**0.0000**	**1.7000e-004**	**1.7000e-004**	**0.0000**	**0.9591**	**0.9591**	**3.1000e-004**	**0.0000**	**0.9656**

Mitigated Construction Off-Site

	ROG	NOx	CO	SO2	Fugitive PM10	Exhaust PM10	PM10 Total	Fugitive PM2.5	Exhaust PM2.5	PM2.5 Total	Bio- CO2	NBio- CO2	Total CO2	CH4	N2O	CO2e
Category	tons/yr										MT/yr					
Hauling	0.0000	0.0000	0.0000	0.0000	0.0000	0.0000	0.0000	0.0000	0.0000	0.0000	0.0000	0.0000	0.0000	0.0000	0.0000	0.0000
Vendor	0.0000	0.0000	0.0000	0.0000	0.0000	0.0000	0.0000	0.0000	0.0000	0.0000	0.0000	0.0000	0.0000	0.0000	0.0000	0.0000
Worker	2.0000e-005	2.0000e-005	2.2000e-004	0.0000	8.0000e-005	0.0000	8.0000e-005	2.0000e-005	0.0000	2.0000e-005	0.0000	0.0606	0.0606	0.0000	0.0000	0.0607

Total	**2.0000e-005**	**2.0000e-005**	**2.2000e-004**	**0.0000**	**8.0000e-005**	**0.0000**	**8.0000e-005**	**2.0000e-005**	**0.0000**	**2.0000e-005**	**0.0000**	**0.0606**	**0.0606**	**0.0000**	**0.0000**	**0.0607**

4.0 Operational Detail - Mobile

4.1 Mitigation Measures Mobile

	ROG	NOx	CO	SO2	Fugitive PM10	Exhaust PM10	PM10 Total	Fugitive PM2.5	Exhaust PM2.5	PM2.5 Total	Bio- CO2	NBio- CO2	Total CO2	CH4	N2O	CO2e
Category	tons/yr										MT/yr					
Mitigated	0.0000	0.0000	0.0000	0.0000	0.0000	0.0000	0.0000	0.0000	0.0000	0.0000	0.0000	0.0000	0.0000	0.0000	0.0000	0.0000
Unmitigated	0.0000	0.0000	0.0000	0.0000	0.0000	0.0000	0.0000	0.0000	0.0000	0.0000	0.0000	0.0000	0.0000	0.0000	0.0000	0.0000

4.2 Trip Summary Information

	Average Daily Trip Rate			Unmitigated	Mitigated
Land Use	Weekday	Saturday	Sunday	Annual VMT	Annual VMT
User Defined Industrial	0.00	0.00	0.00		
Total	0.00	0.00	0.00		

4.3 Trip Type Information

	Miles			Trip %			Trip Purpose %		
Land Use	H-W or C-W	H-S or C-C	H-O or C-NW	H-W or C-W	H-S or C-C	H-O or C-NW	Primary	Diverted	Pass-by
User Defined Industrial	9.50	7.30	7.30	0.00	0.00	0.00	0	0	0

LDA	LDT1	LDT2	MDV	LHD1	LHD2	MHD	HHD	OBUS	UBUS	MCY	SBUS	MH
0.511923	0.073395	0.191568	0.130918	0.036235	0.005199	0.012665	0.023708	0.001889	0.002027	0.006511	0.000534	0.003431

5.0 Energy Detail

4.4 Fleet Mix

Historical Energy Use: N

5.1 Mitigation Measures Energy

	ROG	NOx	CO	SO2	Fugitive PM10	Exhaust PM10	PM10 Total	Fugitive PM2.5	Exhaust PM2.5	PM2.5 Total	Bio- CO2	NBio- CO2	Total CO2	CH4	N2O	CO2e
Category	tons/yr										MT/yr					
Electricity Mitigated						0.0000	0.0000		0.0000	0.0000	0.0000	0.0000	0.0000	0.0000	0.0000	0.0000
Electricity Unmitigated						0.0000	0.0000		0.0000	0.0000	0.0000	0.0000	0.0000	0.0000	0.0000	0.0000
NaturalGas Mitigated	0.0000	0.0000	0.0000	0.0000		0.0000	0.0000		0.0000	0.0000	0.0000	0.0000	0.0000	0.0000	0.0000	0.0000
NaturalGas Unmitigated	0.0000	0.0000	0.0000	0.0000		0.0000	0.0000		0.0000	0.0000	0.0000	0.0000	0.0000	0.0000	0.0000	0.0000

5.2 Energy by Land Use - NaturalGas

Unmitigated

	NaturalGas Use	ROG	NOx	CO	SO2	Fugitive PM10	Exhaust PM10	PM10 Total	Fugitive PM2.5	Exhaust PM2.5	PM2.5 Total	Bio- CO2	NBio- CO2	Total CO2	CH4	N2O	CO2e
Land Use	kBTU/yr	tons/yr										MT/yr					
User Defined Industrial	0	0.0000	0.0000	0.0000	0.0000		0.0000	0.0000		0.0000	0.0000	0.0000	0.0000	0.0000	0.0000	0.0000	0.0000
Total		**0.0000**	**0.0000**	**0.0000**	**0.0000**		**0.0000**	**0.0000**		**0.0000**	**0.0000**	**0.0000**	**0.0000**	**0.0000**	**0.0000**	**0.0000**	**0.0000**

Mitigated

	NaturalGas Use	ROG	NOx	CO	SO2	Fugitive PM10	Exhaust PM10	PM10 Total	Fugitive PM2.5	Exhaust PM2.5	PM2.5 Total	Bio- CO2	NBio- CO2	Total CO2	CH4	N2O	CO2e
Land Use	kBTU/yr	tons/yr										MT/yr					
User Defined Industrial	0	0.0000	0.0000	0.0000	0.0000		0.0000	0.0000		0.0000	0.0000	0.0000	0.0000	0.0000	0.0000	0.0000	0.0000
Total		**0.0000**	**0.0000**	**0.0000**	**0.0000**		**0.0000**	**0.0000**		**0.0000**	**0.0000**	**0.0000**	**0.0000**	**0.0000**	**0.0000**	**0.0000**	**0.0000**

5.3 Energy by Land Use - Electricity

Unmitigated

	Electricity Use	Total CO2	CH4	N2O	CO2e
Land Use	kWh/yr	MT/yr			
User Defined Industrial	0	0.0000	0.0000	0.0000	0.0000
Total		**0.0000**	**0.0000**	**0.0000**	**0.0000**

Mitigated

	Electricity Use	Total CO2	CH4	N2O	CO2e

Land Use	kWh/yr	MT/yr			
User Defined Industrial	0	0.0000	0.0000	0.0000	0.0000
Total		**0.0000**	**0.0000**	**0.0000**	**0.0000**

6.0 Area Detail

6.1 Mitigation Measures Area

	ROG	NOx	CO	SO2	Fugitive PM10	Exhaust PM10	PM10 Total	Fugitive PM2.5	Exhaust PM2.5	PM2.5 Total	Bio- CO2	NBio- CO2	Total CO2	CH4	N2O	CO2e
Category	tons/yr										MT/yr					
Mitigated	0.0000	0.0000	1.0000e-005	0.0000		0.0000	0.0000		0.0000	0.0000	0.0000	2.0000e-005	2.0000e-005	0.0000	0.0000	2.0000e-005
Unmitigated	0.0000	0.0000	1.0000e-005	0.0000		0.0000	0.0000		0.0000	0.0000	0.0000	2.0000e-005	2.0000e-005	0.0000	0.0000	2.0000e-005

6.2 Area by SubCategory

Unmitigated

	ROG	NOx	CO	SO2	Fugitive PM10	Exhaust PM10	PM10 Total	Fugitive PM2.5	Exhaust PM2.5	PM2.5 Total	Bio- CO2	NBio- CO2	Total CO2	CH4	N2O	CO2e
SubCategory	tons/yr										MT/yr					
Architectural Coating	0.0000					0.0000	0.0000		0.0000	0.0000	0.0000	0.0000	0.0000	0.0000	0.0000	0.0000
Consumer Products	0.0000					0.0000	0.0000		0.0000	0.0000	0.0000	0.0000	0.0000	0.0000	0.0000	0.0000

Landscaping	0.0000	0.0000	1.0000e-005	0.0000		0.0000	0.0000		0.0000	0.0000	0.0000	2.0000e-005	2.0000e-005	0.0000	0.0000	2.0000e-005
Total	**0.0000**	**0.0000**	**1.0000e-005**	**0.0000**		**0.0000**	**0.0000**		**0.0000**	**0.0000**	**0.0000**	**2.0000e-005**	**2.0000e-005**	**0.0000**	**0.0000**	**2.0000e-005**

Mitigated

	ROG	NOx	CO	SO2	Fugitive PM10	Exhaust PM10	PM10 Total	Fugitive PM2.5	Exhaust PM2.5	PM2.5 Total	Bio- CO2	NBio- CO2	Total CO2	CH4	N2O	CO2e
SubCategory	tons/yr										MT/yr					
Consumer Products	0.0000					0.0000	0.0000		0.0000	0.0000	0.0000	0.0000	0.0000	0.0000	0.0000	0.0000
Landscaping	0.0000	0.0000	1.0000e-005	0.0000		0.0000	0.0000		0.0000	0.0000	0.0000	2.0000e-005	2.0000e-005	0.0000	0.0000	2.0000e-005
Architectural Coating	0.0000					0.0000	0.0000		0.0000	0.0000	0.0000	0.0000	0.0000	0.0000	0.0000	0.0000
Total	**0.0000**	**0.0000**	**1.0000e-005**	**0.0000**		**0.0000**	**0.0000**		**0.0000**	**0.0000**	**0.0000**	**2.0000e-005**	**2.0000e-005**	**0.0000**	**0.0000**	**2.0000e-005**

7.0 Water Detail

7.1 Mitigation Measures Water

	Total CO2	CH4	N2O	CO2e
Category	MT/yr			
Mitigated	0.0000	0.0000	0.0000	0.0000
Unmitigated	0.0000	0.0000	0.0000	0.0000

7.2 Water by Land Use

Unmitigated

	Indoor/Outdoor Use	Total CO2	CH4	N2O	CO2e
Land Use	Mgal	MT/yr			
User Defined Industrial	0 / 0	0.0000	0.0000	0.0000	0.0000
Total		**0.0000**	**0.0000**	**0.0000**	**0.0000**

Mitigated

	Indoor/Outdoor Use	Total CO2	CH4	N2O	CO2e
Land Use	Mgal	MT/yr			
User Defined Industrial	0 / 0	0.0000	0.0000	0.0000	0.0000
Total		**0.0000**	**0.0000**	**0.0000**	**0.0000**

8.0 Waste Detail

8.1 Mitigation Measures Waste

Category/Year

	Total CO2	CH4	N2O	CO2e
	MT/yr			
Mitigated	0.0000	0.0000	0.0000	0.0000
Unmitigated	0.0000	0.0000	0.0000	0.0000

8.2 Waste by Land Use

Unmitigated

	Waste Disposed	Total CO2	CH4	N2O	CO2e
Land Use	tons	MT/yr			
User Defined Industrial	0	0.0000	0.0000	0.0000	0.0000
Total		**0.0000**	**0.0000**	**0.0000**	**0.0000**

Mitigated

	Waste Disposed	Total CO2	CH4	N2O	CO2e
Land Use	tons	MT/yr			
User Defined Industrial	0	0.0000	0.0000	0.0000	0.0000
Total		**0.0000**	**0.0000**	**0.0000**	**0.0000**

9.0 Operational Offroad

Equipment Type	Number	Hours/Day	Days/Year	Horse Power	Load Factor	Fuel Type

10.0 Vegetation

North City Purified Water Pipeline

San Diego Air Basin, Annual

1.0 Project Characteristics

1.1 Land Usage

Land Uses	Size	Metric	Lot Acreage	Floor Surface Area	Population
User Defined Industrial	1.00	User Defined Unit	0.00	0.00	0

1.2 Other Project Characteristics

Urbanization	Urban	**Wind Speed (m/s)**	2.6	**Precipitation Freq (Days)**	40
Climate Zone	13			**Operational Year**	2022
Utility Company	San Diego Gas & Electric				
CO2 Intensity (lb/MWhr)	720.49	**CH4 Intensity (lb/MWhr)**	0.029	**N2O Intensity (lb/MWhr)**	0.006

1.3 User Entered Comments & Non-Default Data

Project Characteristics -

Land Use -

Construction Phase - modified

Off-road Equipment - modified

Off-road Equipment - modified

Off-road Equipment - modified

Off-road Equipment - modified

Off-road Equipment - modified

Off-road Equipment - modified

Off-road Equipment - modified

Off-road Equipment - modified

Off-road Equipment - modified

Trips and VMT - modified

Grading -

Construction Off-road Equipment Mitigation - All Tier 2 equipment

Table Name	Column Name	Default Value	New Value
tblConstructionPhase	NumDays	0.00	751.00
tblConstructionPhase	NumDays	0.00	762.00
tblConstructionPhase	NumDays	0.00	10.00
tblConstructionPhase	NumDays	0.00	10.00
tblConstructionPhase	NumDays	0.00	10.00
tblConstructionPhase	NumDays	0.00	10.00
tblConstructionPhase	NumDays	0.00	10.00
tblConstructionPhase	NumDays	0.00	21.00
tblConstructionPhase	PhaseEndDate	2/28/2025	4/14/2022
tblConstructionPhase	PhaseEndDate	4/28/2022	11/28/2019
tblConstructionPhase	PhaseEndDate	12/12/2019	5/28/2020
tblConstructionPhase	PhaseEndDate	6/11/2020	11/28/2020
tblConstructionPhase	PhaseEndDate	12/11/2020	5/28/2021
tblConstructionPhase	PhaseEndDate	6/11/2021	11/28/2021
tblConstructionPhase	PhaseEndDate	12/27/2021	5/15/2022
tblConstructionPhase	PhaseStartDate	4/15/2022	5/30/2019
tblConstructionPhase	PhaseStartDate	4/15/2022	11/15/2019
tblConstructionPhase	PhaseStartDate	11/29/2019	5/15/2020
tblConstructionPhase	PhaseStartDate	5/29/2020	11/15/2020
tblConstructionPhase	PhaseStartDate	11/29/2020	5/15/2021
tblConstructionPhase	PhaseStartDate	5/29/2021	11/15/2021
tblConstructionPhase	PhaseStartDate	11/29/2021	4/15/2022
tblGrading	MaterialExported	0.00	60,960.00
tblOffRoadEquipment	LoadFactor	0.50	0.50
tblOffRoadEquipment	OffRoadEquipmentType		Trenchers

tblOffRoadEquipment	OffRoadEquipmentUnitAmount	4.00	0.00
tblOffRoadEquipment	OffRoadEquipmentUnitAmount	4.00	0.00
tblOffRoadEquipment	OffRoadEquipmentUnitAmount	4.00	0.00
tblOffRoadEquipment	OffRoadEquipmentUnitAmount	4.00	0.00
tblOffRoadEquipment	OffRoadEquipmentUnitAmount	4.00	0.00
tblOffRoadEquipment	OffRoadEquipmentUnitAmount	4.00	0.00
tblOffRoadEquipment	OffRoadEquipmentUnitAmount	1.00	0.00
tblOffRoadEquipment	OffRoadEquipmentUnitAmount	1.00	2.00
tblOffRoadEquipment	OffRoadEquipmentUnitAmount	1.00	2.00
tblOffRoadEquipment	OffRoadEquipmentUnitAmount	1.00	2.00
tblOffRoadEquipment	OffRoadEquipmentUnitAmount	1.00	2.00
tblOffRoadEquipment	OffRoadEquipmentUnitAmount	1.00	2.00
tblOffRoadEquipment	OffRoadEquipmentUnitAmount	1.00	2.00
tblOffRoadEquipment	OffRoadEquipmentUnitAmount	1.00	2.00
tblOffRoadEquipment	OffRoadEquipmentUnitAmount	1.00	2.00
tblOffRoadEquipment	OffRoadEquipmentUnitAmount	1.00	2.00
tblOffRoadEquipment	OffRoadEquipmentUnitAmount	1.00	2.00
tblOffRoadEquipment	OffRoadEquipmentUnitAmount	1.00	2.00
tblOffRoadEquipment	OffRoadEquipmentUnitAmount	1.00	2.00
tblOffRoadEquipment	OffRoadEquipmentUnitAmount	1.00	2.00
tblOffRoadEquipment	OffRoadEquipmentUnitAmount	1.00	2.00
tblOffRoadEquipment	OffRoadEquipmentUnitAmount	2.00	4.00
tblOffRoadEquipment	OffRoadEquipmentUnitAmount	1.00	0.00
tblOffRoadEquipment	OffRoadEquipmentUnitAmount	1.00	0.00
tblOffRoadEquipment	OffRoadEquipmentUnitAmount	1.00	0.00
tblOffRoadEquipment	OffRoadEquipmentUnitAmount	1.00	0.00
tblOffRoadEquipment	OffRoadEquipmentUnitAmount	1.00	0.00
tblOffRoadEquipment	OffRoadEquipmentUnitAmount	1.00	0.00
tblOffRoadEquipment	UsageHours	7.00	8.00
tblOffRoadEquipment	UsageHours	7.00	8.00

tblOffRoadEquipment	UsageHours	7.00	8.00
tblOffRoadEquipment	UsageHours	7.00	8.00
tblOffRoadEquipment	UsageHours	7.00	8.00
tblOffRoadEquipment	UsageHours	7.00	8.00
tblOffRoadEquipment	UsageHours	7.00	8.00
tblOffRoadEquipment	UsageHours	7.00	8.00
tblOffRoadEquipment	UsageHours	7.00	8.00
tblOffRoadEquipment	UsageHours	7.00	8.00
tblOffRoadEquipment	UsageHours	1.00	8.00
tblOffRoadEquipment	UsageHours	6.00	8.00
tblOffRoadEquipment	UsageHours	7.00	8.00
tblOffRoadEquipment	UsageHours	7.00	8.00
tblProjectCharacteristics	OperationalYear	2014	2022
tblTripsAndVMT	VendorTripNumber	0.00	4.00
tblTripsAndVMT	WorkerTripNumber	0.00	15.00

2.0 Emissions Summary

2.1 Overall Construction

Unmitigated Construction

	ROG	NOx	CO	SO2	Fugitive PM10	Exhaust PM10	PM10 Total	Fugitive PM2.5	Exhaust PM2.5	PM2.5 Total	Bio- CO2	NBio- CO2	Total CO2	CH4	N2O	CO2e
Year	tons/yr										MT/yr					
2019	0.4907	4.9783	4.2298	6.1600e-003	4.6741	0.2710	4.9451	2.5440	0.2493	2.7933	0.0000	544.1666	544.1666	0.1476	0.0000	547.2671
2020	0.7367	7.3604	6.6086	9.9600e-003	4.6943	0.3948	5.0891	2.5495	0.3633	2.9128	0.0000	860.4936	860.4936	0.2392	0.0000	865.5175
2021	0.6711	6.6032	6.3451	9.9100e-003	4.6941	0.3458	5.0399	2.5495	0.3182	2.8676	0.0000	855.5777	855.5777	0.2380	0.0000	860.5751
2022	0.1851	1.7890	1.8778	3.0000e-003	4.6578	0.0915	4.7492	2.5394	0.0842	2.6236	0.0000	258.4461	258.4461	0.0725	0.0000	259.9676

Total	**2.0836**	**20.7308**	**19.0612**	**0.0290**	**18.7202**	**1.1031**	**19.8233**	**10.1824**	**1.0149**	**11.1972**	**0.0000**	**2,518.6839**	**2,518.6839**	**0.6973**	**0.0000**	**2,533.3272**

Mitigated Construction

	ROG	NOx	CO	SO2	Fugitive PM10	Exhaust PM10	PM10 Total	Fugitive PM2.5	Exhaust PM2.5	PM2.5 Total	Bio- CO2	NBio- CO2	Total CO2	CH4	N2O	CO2e
Year	tons/yr										MT/yr					
2019	0.4907	4.9783	4.2298	6.1600e-003	2.1479	0.2710	2.4189	1.1563	0.2493	1.4056	0.0000	544.1660	544.1660	0.1476	0.0000	547.2665
2020	0.7367	7.3604	6.6086	9.9600e-003	2.1680	0.3948	2.5629	1.1619	0.3633	1.5251	0.0000	860.4927	860.4927	0.2392	0.0000	865.5166
2021	0.6711	6.6032	6.3451	9.9100e-003	2.1678	0.3458	2.5137	1.1618	0.3182	1.4800	0.0000	855.5768	855.5768	0.2380	0.0000	860.5742
2022	0.1851	1.7890	1.8778	3.0000e-003	2.1315	0.0915	2.2230	1.1517	0.0842	1.2359	0.0000	258.4458	258.4458	0.0725	0.0000	259.9673
Total	**2.0836**	**20.7308**	**19.0612**	**0.0290**	**8.6153**	**1.1031**	**9.7184**	**4.6317**	**1.0149**	**5.6465**	**0.0000**	**2,518.6814**	**2,518.6814**	**0.6973**	**0.0000**	**2,533.3246**

	ROG	**NOx**	**CO**	**SO2**	**Fugitive PM10**	**Exhaust PM10**	**PM10 Total**	**Fugitive PM2.5**	**Exhaust PM2.5**	**PM2.5 Total**	**Bio- CO2**	**NBio-CO2**	**Total CO2**	**CH4**	**N20**	**CO2e**
Percent Reduction	**0.00**	**0.00**	**0.00**	**0.00**	**53.98**	**0.00**	**50.97**	**54.51**	**0.00**	**49.57**	**0.00**	**0.00**	**0.00**	**0.00**	**0.00**	**0.00**

2.2 Overall Operational

Unmitigated Operational

	ROG	NOx	CO	SO2	Fugitive PM10	Exhaust PM10	PM10 Total	Fugitive PM2.5	Exhaust PM2.5	PM2.5 Total	Bio- CO2	NBio- CO2	Total CO2	CH4	N2O	CO2e
Category	tons/yr										MT/yr					
Area	0.0000	0.0000	1.0000e-005	0.0000		0.0000	0.0000		0.0000	0.0000	0.0000	2.0000e-005	2.0000e-005	0.0000	0.0000	2.0000e-005
Energy	0.0000	0.0000	0.0000	0.0000		0.0000	0.0000		0.0000	0.0000	0.0000	0.0000	0.0000	0.0000	0.0000	0.0000

Mobile	0.0000	0.0000	0.0000	0.0000	0.0000	0.0000	0.0000	0.0000	0.0000	0.0000	0.0000	0.0000	0.0000	0.0000	0.0000	0.0000
Waste						0.0000	0.0000		0.0000	0.0000	0.0000	0.0000	0.0000	0.0000	0.0000	0.0000
Water						0.0000	0.0000		0.0000	0.0000	0.0000	0.0000	0.0000	0.0000	0.0000	0.0000
Total	**0.0000**	**0.0000**	**1.0000e-005**	**0.0000**	**0.0000**	**0.0000**	**0.0000**	**0.0000**	**0.0000**	**0.0000**	**0.0000**	**2.0000e-005**	**2.0000e-005**	**0.0000**	**0.0000**	**2.0000e-005**

Mitigated Operational

	ROG	NOx	CO	SO2	Fugitive PM10	Exhaust PM10	PM10 Total	Fugitive PM2.5	Exhaust PM2.5	PM2.5 Total	Bio- CO2	NBio- CO2	Total CO2	CH4	N2O	CO2e
Category	tons/yr										MT/yr					
Area	0.0000	0.0000	1.0000e-005	0.0000		0.0000	0.0000		0.0000	0.0000	0.0000	2.0000e-005	2.0000e-005	0.0000	0.0000	2.0000e-005
Energy	0.0000	0.0000	0.0000	0.0000		0.0000	0.0000		0.0000	0.0000	0.0000	0.0000	0.0000	0.0000	0.0000	0.0000
Mobile	0.0000	0.0000	0.0000	0.0000	0.0000	0.0000	0.0000	0.0000	0.0000	0.0000	0.0000	0.0000	0.0000	0.0000	0.0000	0.0000
Waste						0.0000	0.0000		0.0000	0.0000	0.0000	0.0000	0.0000	0.0000	0.0000	0.0000
Water						0.0000	0.0000		0.0000	0.0000	0.0000	0.0000	0.0000	0.0000	0.0000	0.0000
Total	**0.0000**	**0.0000**	**1.0000e-005**	**0.0000**	**0.0000**	**0.0000**	**0.0000**	**0.0000**	**0.0000**	**0.0000**	**0.0000**	**2.0000e-005**	**2.0000e-005**	**0.0000**	**0.0000**	**2.0000e-005**

	ROG	**NOx**	**CO**	**SO2**	**Fugitive PM10**	**Exhaust PM10**	**PM10 Total**	**Fugitive PM2.5**	**Exhaust PM2.5**	**PM2.5 Total**	**Bio- CO2**	**NBio-CO2**	**Total CO2**	**CH4**	**N20**	**CO2e**
Percent Reduction	**0.00**	**0.00**	**0.00**	**0.00**	**0.00**	**0.00**	**0.00**	**0.00**	**0.00**	**0.00**	**0.00**	**0.00**	**0.00**	**0.00**	**0.00**	**0.00**

3.0 Construction Detail

Construction Phase

Phase Number	Phase Name	Phase Type	Start Date	End Date	Num Days Week	Num Days	Phase Description

1	Trenching	Grading	5/15/2019	4/14/2022	5	762	
2	Installation	Building Construction	5/30/2019	4/14/2022	5	751	
3	Paving 1	Paving	11/15/2019	11/28/2019	5	10	
4	Paving 2	Paving	5/15/2020	5/28/2020	5	10	
5	Paving 3	Paving	11/15/2020	11/28/2020	5	10	
6	Paving 4	Paving	5/15/2021	5/28/2021	5	10	
7	Paving 5	Paving	11/15/2021	11/28/2021	5	10	
8	Final Paving	Paving	4/15/2022	5/15/2022	5	21	

Acres of Grading (Site Preparation Phase): 0

Acres of Grading (Grading Phase): 0

Acres of Paving: 0

Residential Indoor: 0; Residential Outdoor: 0; Non-Residential Indoor: 0; Non-Residential Outdoor: 0 (Architectural Coating – sqft)

OffRoad Equipment

Phase Name	Offroad Equipment Type	Amount	Usage Hours	Horse Power	Load Factor
Trenching	Concrete/Industrial Saws	0	8.00	81	0.73
Trenching	Excavators	2	8.00	162	0.38
Trenching	Rubber Tired Dozers	2	8.00	255	0.40
Trenching	Tractors/Loaders/Backhoes	4	8.00	97	0.37
Installation	Cranes	2	4.00	226	0.29
Installation	Forklifts	2	6.00	89	0.20
Installation	Tractors/Loaders/Backhoes	2	8.00	97	0.37
Paving 1	Cement and Mortar Mixers	0	6.00	9	0.56
Paving 1	Pavers	2	8.00	125	0.42
Paving 1	Paving Equipment	2	8.00	130	0.36
Paving 1	Rollers	2	8.00	80	0.38
Paving 1	Tractors/Loaders/Backhoes	0	7.00	97	0.37
Paving 2	Cement and Mortar Mixers	0	6.00	9	0.56
Paving 2	Pavers	2	8.00	125	0.42

Paving 2	Paving Equipment	2	8.00	130	0.36
Paving 2	Rollers	2	8.00	80	0.38
Paving 2	Tractors/Loaders/Backhoes	0	8.00	97	0.37
Paving 3	Cement and Mortar Mixers	0	6.00	9	0.56
Paving 3	Pavers	2	8.00	125	0.42
Paving 3	Paving Equipment	2	8.00	130	0.36
Paving 3	Rollers	2	8.00	80	0.38
Paving 3	Tractors/Loaders/Backhoes	0	7.00	97	0.37
Paving 4	Cement and Mortar Mixers	0	6.00	9	0.56
Paving 4	Pavers	2	8.00	125	0.42
Paving 4	Paving Equipment	2	8.00	130	0.36
Paving 4	Rollers	2	8.00	80	0.38
Paving 4	Tractors/Loaders/Backhoes	0	8.00	97	0.37
Paving 5	Cement and Mortar Mixers	0	6.00	9	0.56
Paving 5	Pavers	2	7.00	125	0.42
Paving 5	Paving Equipment	2	8.00	130	0.36
Paving 5	Rollers	2	7.00	80	0.38
Paving 5	Tractors/Loaders/Backhoes	0	7.00	97	0.37
Final Paving	Cement and Mortar Mixers	0	6.00	9	0.56
Final Paving	Pavers	2	8.00	125	0.42
Final Paving	Paving Equipment	2	8.00	130	0.36
Final Paving	Rollers	2	8.00	80	0.38
Final Paving	Tractors/Loaders/Backhoes	0	7.00	97	0.37
Trenching	Trenchers	2	8.00	80	0.50

Trips and VMT

Phase Name	Offroad Equipment Count	Worker Trip Number	Vendor Trip Number	Hauling Trip Number	Worker Trip Length	Vendor Trip Length	Hauling Trip Length	Worker Vehicle Class	Vendor Vehicle Class	Hauling Vehicle Class
Trenching	10	25.00	4.00	7,620.00	10.80	7.30	20.00	LD_Mix	HDT_Mix	HHDT
Installation	6	15.00	0.00	0.00	10.80	7.30	20.00	LD_Mix	HDT_Mix	HHDT

Paving 1	6	15.00	0.00	0.00	10.80	7.30	20.00	LD_Mix	HDT_Mix	HHDT
Paving 2	6	15.00	0.00	0.00	10.80	7.30	20.00	LD_Mix	HDT_Mix	HHDT
Paving 3	6	15.00	0.00	0.00	10.80	7.30	20.00	LD_Mix	HDT_Mix	HHDT
Paving 4	6	15.00	0.00	0.00	10.80	7.30	20.00	LD_Mix	HDT_Mix	HHDT
Paving 5	6	15.00	0.00	0.00	10.80	7.30	20.00	LD_Mix	HDT_Mix	HHDT
Final Paving	6	15.00	0.00	0.00	10.80	7.30	20.00	LD_Mix	HDT_Mix	HHDT

3.1 Mitigation Measures Construction

Water Exposed Area

Clean Paved Roads

3.2 Trenching - 2019

Unmitigated Construction On-Site

	ROG	NOx	CO	SO2	Fugitive PM10	Exhaust PM10	PM10 Total	Fugitive PM2.5	Exhaust PM2.5	PM2.5 Total	Bio- CO2	NBio- CO2	Total CO2	CH4	N2O	CO2e
Category	tons/yr										MT/yr					
Fugitive Dust					4.5931	0.0000	4.5931	2.5230	0.0000	2.5230	0.0000	0.0000	0.0000	0.0000	0.0000	0.0000
Off-Road	0.3646	3.7148	3.1687	3.9400e-003		0.2077	0.2077		0.1911	0.1911	0.0000	354.0751	354.0751	0.1120	0.0000	356.4276
Total	**0.3646**	**3.7148**	**3.1687**	**3.9400e-003**	**4.5931**	**0.2077**	**4.8008**	**2.5230**	**0.1911**	**2.7141**	**0.0000**	**354.0751**	**354.0751**	**0.1120**	**0.0000**	**356.4276**

Unmitigated Construction Off-Site

	ROG	NOx	CO	SO2	Fugitive PM10	Exhaust PM10	PM10 Total	Fugitive PM2.5	Exhaust PM2.5	PM2.5 Total	Bio- CO2	NBio- CO2	Total CO2	CH4	N2O	CO2e
Category	tons/yr										MT/yr					

Hauling	0.0150	0.1762	0.1784	6.1000e-004	0.0525	2.7000e-003	0.0552	0.0133	2.4900e-003	0.0158	0.0000	53.5104	53.5104	3.8000e-004	0.0000	53.5185
Vendor	3.0100e-003	0.0237	0.0389	8.0000e-005	2.1500e-003	3.6000e-004	2.5000e-003	6.1000e-004	3.3000e-004	9.4000e-004	0.0000	6.7605	6.7605	5.0000e-005	0.0000	6.7616
Worker	5.4000e-003	7.1600e-003	0.0668	2.0000e-004	0.0165	1.2000e-004	0.0167	4.4000e-003	1.1000e-004	4.5100e-003	0.0000	13.7454	13.7454	6.6000e-004	0.0000	13.7592
Total	**0.0234**	**0.2070**	**0.2842**	**8.9000e-004**	**0.0712**	**3.1800e-003**	**0.0743**	**0.0183**	**2.9300e-003**	**0.0212**	**0.0000**	**74.0163**	**74.0163**	**1.0900e-003**	**0.0000**	**74.0393**

Mitigated Construction On-Site

	ROG	NOx	CO	SO2	Fugitive PM10	Exhaust PM10	PM10 Total	Fugitive PM2.5	Exhaust PM2.5	PM2.5 Total	Bio- CO2	NBio- CO2	Total CO2	CH4	N2O	CO2e
Category	tons/yr										MT/yr					
Fugitive Dust					2.0669	0.0000	2.0669	1.1354	0.0000	1.1354	0.0000	0.0000	0.0000	0.0000	0.0000	0.0000
Off-Road	0.3646	3.7148	3.1687	3.9400e-003		0.2077	0.2077		0.1911	0.1911	0.0000	354.0747	354.0747	0.1120	0.0000	356.4272
Total	**0.3646**	**3.7148**	**3.1687**	**3.9400e-003**	**2.0669**	**0.2077**	**2.2746**	**1.1354**	**0.1911**	**1.3265**	**0.0000**	**354.0747**	**354.0747**	**0.1120**	**0.0000**	**356.4272**

Mitigated Construction Off-Site

	ROG	NOx	CO	SO2	Fugitive PM10	Exhaust PM10	PM10 Total	Fugitive PM2.5	Exhaust PM2.5	PM2.5 Total	Bio- CO2	NBio- CO2	Total CO2	CH4	N2O	CO2e
Category	tons/yr										MT/yr					
Hauling	0.0150	0.1762	0.1784	6.1000e-004	0.0525	2.7000e-003	0.0552	0.0133	2.4900e-003	0.0158	0.0000	53.5104	53.5104	3.8000e-004	0.0000	53.5185
Vendor	3.0100e-003	0.0237	0.0389	8.0000e-005	2.1500e-003	3.6000e-004	2.5000e-003	6.1000e-004	3.3000e-004	9.4000e-004	0.0000	6.7605	6.7605	5.0000e-005	0.0000	6.7616
Worker	5.4000e-003	7.1600e-003	0.0668	2.0000e-004	0.0165	1.2000e-004	0.0167	4.4000e-003	1.1000e-004	4.5100e-003	0.0000	13.7454	13.7454	6.6000e-004	0.0000	13.7592
Total	**0.0234**	**0.2070**	**0.2842**	**8.9000e-004**	**0.0712**	**3.1800e-003**	**0.0743**	**0.0183**	**2.9300e-003**	**0.0212**	**0.0000**	**74.0163**	**74.0163**	**1.0900e-003**	**0.0000**	**74.0393**

3.2 Trenching - 2020

Unmitigated Construction On-Site

	ROG	NOx	CO	SO2	Fugitive PM10	Exhaust PM10	PM10 Total	Fugitive PM2.5	Exhaust PM2.5	PM2.5 Total	Bio- CO2	NBio- CO2	Total CO2	CH4	N2O	CO2e
Category	tons/yr										MT/yr					
Fugitive Dust					4.5931	0.0000	4.5931	2.5230	0.0000	2.5230	0.0000	0.0000	0.0000	0.0000	0.0000	0.0000
Off-Road	0.5411	5.4352	4.8636	6.2600e-003		0.3000	0.3000		0.2760	0.2760	0.0000	550.0574	550.0574	0.1779	0.0000	553.7933
Total	**0.5411**	**5.4352**	**4.8636**	**6.2600e-003**	**4.5931**	**0.3000**	**4.8932**	**2.5230**	**0.2760**	**2.7991**	**0.0000**	**550.0574**	**550.0574**	**0.1779**	**0.0000**	**553.7933**

Unmitigated Construction Off-Site

	ROG	NOx	CO	SO2	Fugitive PM10	Exhaust PM10	PM10 Total	Fugitive PM2.5	Exhaust PM2.5	PM2.5 Total	Bio- CO2	NBio- CO2	Total CO2	CH4	N2O	CO2e
Category	tons/yr										MT/yr					
Hauling	0.0232	0.2403	0.2783	9.7000e-004	0.0545	4.2300e-003	0.0587	0.0140	3.8900e-003	0.0179	0.0000	83.0255	83.0255	6.1000e-004	0.0000	83.0383
Vendor	4.5200e-003	0.0320	0.0597	1.2000e-004	3.4100e-003	5.1000e-004	3.9100e-003	9.7000e-004	4.7000e-004	1.4400e-003	0.0000	10.4894	10.4894	8.0000e-005	0.0000	10.4910
Worker	8.1200e-003	0.0106	0.0991	3.2000e-004	0.0263	1.9000e-004	0.0265	6.9800e-003	1.8000e-004	7.1600e-003	0.0000	20.9465	20.9465	1.0000e-003	0.0000	20.9674
Total	**0.0358**	**0.2829**	**0.4371**	**1.4100e-003**	**0.0842**	**4.9300e-003**	**0.0891**	**0.0220**	**4.5400e-003**	**0.0265**	**0.0000**	**114.4614**	**114.4614**	**1.6900e-003**	**0.0000**	**114.4967**

Mitigated Construction On-Site

	ROG	NOx	CO	SO2	Fugitive PM10	Exhaust PM10	PM10 Total	Fugitive PM2.5	Exhaust PM2.5	PM2.5 Total	Bio- CO2	NBio- CO2	Total CO2	CH4	N2O	CO2e
Category	tons/yr										MT/yr					
Fugitive Dust					2.0669	0.0000	2.0669	1.1354	0.0000	1.1354	0.0000	0.0000	0.0000	0.0000	0.0000	0.0000
Off-Road	0.5411	5.4352	4.8636	6.2600e-003		0.3000	0.3000		0.2760	0.2760	0.0000	550.0567	550.0567	0.1779	0.0000	553.7926
Total	**0.5411**	**5.4352**	**4.8636**	**6.2600e-003**	**2.0669**	**0.3000**	**2.3669**	**1.1354**	**0.2760**	**1.4114**	**0.0000**	**550.0567**	**550.0567**	**0.1779**	**0.0000**	**553.7926**

Mitigated Construction Off-Site

	ROG	NOx	CO	SO2	Fugitive PM10	Exhaust PM10	PM10 Total	Fugitive PM2.5	Exhaust PM2.5	PM2.5 Total	Bio- CO2	NBio- CO2	Total CO2	CH4	N2O	CO2e
Category	tons/yr										MT/yr					
Hauling	0.0232	0.2403	0.2783	9.7000e-004	0.0545	4.2300e-003	0.0587	0.0140	3.8900e-003	0.0179	0.0000	83.0255	83.0255	6.1000e-004	0.0000	83.0383
Vendor	4.5200e-003	0.0320	0.0597	1.2000e-004	3.4100e-003	5.1000e-004	3.9100e-003	9.7000e-004	4.7000e-004	1.4400e-003	0.0000	10.4894	10.4894	8.0000e-005	0.0000	10.4910
Worker	8.1200e-003	0.0106	0.0991	3.2000e-004	0.0263	1.9000e-004	0.0265	6.9800e-003	1.8000e-004	7.1600e-003	0.0000	20.9465	20.9465	1.0000e-003	0.0000	20.9674
Total	**0.0358**	**0.2829**	**0.4371**	**1.4100e-003**	**0.0842**	**4.9300e-003**	**0.0891**	**0.0220**	**4.5400e-003**	**0.0265**	**0.0000**	**114.4614**	**114.4614**	**1.6900e-003**	**0.0000**	**114.4967**

3.2 Trenching - 2021

Unmitigated Construction On-Site

	ROG	NOx	CO	SO2	Fugitive PM10	Exhaust PM10	PM10 Total	Fugitive PM2.5	Exhaust PM2.5	PM2.5 Total	Bio- CO2	NBio- CO2	Total CO2	CH4	N2O	CO2e
Category	tons/yr										MT/yr					
Fugitive Dust					4.5931	0.0000	4.5931	2.5230	0.0000	2.5230	0.0000	0.0000	0.0000	0.0000	0.0000	0.0000

Off-Road	0.4931	4.8964	4.6540	6.2300e-003		0.2639	0.2639		0.2428	0.2428	0.0000	547.7370	547.7370	0.1772	0.0000	551.4572
Total	**0.4931**	**4.8964**	**4.6540**	**6.2300e-003**	**4.5931**	**0.2639**	**4.8570**	**2.5230**	**0.2428**	**2.7658**	**0.0000**	**547.7370**	**547.7370**	**0.1772**	**0.0000**	**551.4572**

Unmitigated Construction Off-Site

	ROG	NOx	CO	SO2	Fugitive PM10	Exhaust PM10	PM10 Total	Fugitive PM2.5	Exhaust PM2.5	PM2.5 Total	Bio- CO2	NBio- CO2	Total CO2	CH4	N2O	CO2e
Category	tons/yr										MT/yr					
Hauling	0.0224	0.1984	0.2705	9.7000e-004	0.0545	4.1400e-003	0.0586	0.0140	3.8100e-003	0.0178	0.0000	82.5727	82.5727	6.1000e-004	0.0000	82.5856
Vendor	4.2400e-003	0.0262	0.0571	1.2000e-004	3.3900e-003	4.5000e-004	3.8500e-003	9.7000e-004	4.2000e-004	1.3900e-003	0.0000	10.4327	10.4327	8.0000e-005	0.0000	10.4343
Worker	7.7000e-003	9.9400e-003	0.0936	3.2000e-004	0.0262	1.9000e-004	0.0264	6.9500e-003	1.8000e-004	7.1300e-003	0.0000	20.5185	20.5185	9.5000e-004	0.0000	20.5385
Total	**0.0343**	**0.2345**	**0.4212**	**1.4100e-003**	**0.0840**	**4.7800e-003**	**0.0888**	**0.0219**	**4.4100e-003**	**0.0264**	**0.0000**	**113.5239**	**113.5239**	**1.6400e-003**	**0.0000**	**113.5584**

Mitigated Construction On-Site

	ROG	NOx	CO	SO2	Fugitive PM10	Exhaust PM10	PM10 Total	Fugitive PM2.5	Exhaust PM2.5	PM2.5 Total	Bio- CO2	NBio- CO2	Total CO2	CH4	N2O	CO2e
Category	tons/yr										MT/yr					
Fugitive Dust					2.0669	0.0000	2.0669	1.1354	0.0000	1.1354	0.0000	0.0000	0.0000	0.0000	0.0000	0.0000
Off-Road	0.4931	4.8964	4.6540	6.2300e-003		0.2639	0.2639		0.2428	0.2428	0.0000	547.7364	547.7364	0.1772	0.0000	551.4565
Total	**0.4931**	**4.8964**	**4.6540**	**6.2300e-003**	**2.0669**	**0.2639**	**2.3308**	**1.1354**	**0.2428**	**1.3781**	**0.0000**	**547.7364**	**547.7364**	**0.1772**	**0.0000**	**551.4565**

Mitigated Construction Off-Site

	ROG	NOx	CO	SO2	Fugitive PM10	Exhaust PM10	PM10 Total	Fugitive PM2.5	Exhaust PM2.5	PM2.5 Total	Bio- CO2	NBio- CO2	Total CO2	CH4	N2O	CO2e
Category	tons/yr										MT/yr					
Hauling	0.0224	0.1984	0.2705	9.7000e-004	0.0545	4.1400e-003	0.0586	0.0140	3.8100e-003	0.0178	0.0000	82.5727	82.5727	6.1000e-004	0.0000	82.5856
Vendor	4.2400e-003	0.0262	0.0571	1.2000e-004	3.3900e-003	4.5000e-004	3.8500e-003	9.7000e-004	4.2000e-004	1.3900e-003	0.0000	10.4327	10.4327	8.0000e-005	0.0000	10.4343
Worker	7.7000e-003	9.9400e-003	0.0936	3.2000e-004	0.0262	1.9000e-004	0.0264	6.9500e-003	1.8000e-004	7.1300e-003	0.0000	20.5185	20.5185	9.5000e-004	0.0000	20.5385
Total	**0.0343**	**0.2345**	**0.4212**	**1.4100e-003**	**0.0840**	**4.7800e-003**	**0.0888**	**0.0219**	**4.4100e-003**	**0.0264**	**0.0000**	**113.5239**	**113.5239**	**1.6400e-003**	**0.0000**	**113.5584**

3.2 Trenching - 2022

Unmitigated Construction On-Site

	ROG	NOx	CO	SO2	Fugitive PM10	Exhaust PM10	PM10 Total	Fugitive PM2.5	Exhaust PM2.5	PM2.5 Total	Bio- CO2	NBio- CO2	Total CO2	CH4	N2O	CO2e
Category	tons/yr										MT/yr					
Fugitive Dust					4.5931	0.0000	4.5931	2.5230	0.0000	2.5230	0.0000	0.0000	0.0000	0.0000	0.0000	0.0000
Off-Road	0.1307	1.2806	1.2949	1.7700e-003		0.0674	0.0674		0.0620	0.0620	0.0000	155.3714	155.3714	0.0503	0.0000	156.4267
Total	**0.1307**	**1.2806**	**1.2949**	**1.7700e-003**	**4.5931**	**0.0674**	**4.6605**	**2.5230**	**0.0620**	**2.5851**	**0.0000**	**155.3714**	**155.3714**	**0.0503**	**0.0000**	**156.4267**

Unmitigated Construction Off-Site

	ROG	NOx	CO	SO2	Fugitive PM10	Exhaust PM10	PM10 Total	Fugitive PM2.5	Exhaust PM2.5	PM2.5 Total	Bio- CO2	NBio- CO2	Total CO2	CH4	N2O	CO2e
Category	tons/yr										MT/yr					

Hauling	6.2300e-003	0.0485	0.0748	2.7000e-004	0.0506	1.1600e-003	0.0517	0.0126	1.0600e-003	0.0137	0.0000	23.3838	23.3838	1.8000e-004	0.0000	23.3876
Vendor	1.1500e-003	6.5100e-003	0.0156	3.0000e-005	9.6000e-004	1.3000e-004	1.0900e-003	2.8000e-004	1.2000e-004	3.9000e-004	0.0000	2.9549	2.9549	2.0000e-005	0.0000	2.9553
Worker	2.0800e-003	2.6600e-003	0.0251	9.0000e-005	7.4200e-003	6.0000e-005	7.4700e-003	1.9700e-003	5.0000e-005	2.0200e-003	0.0000	5.7206	5.7206	2.6000e-004	0.0000	5.7261
Total	**9.4600e-003**	**0.0577**	**0.1155**	**3.9000e-004**	**0.0589**	**1.3500e-003**	**0.0603**	**0.0148**	**1.2300e-003**	**0.0161**	**0.0000**	**32.0593**	**32.0593**	**4.6000e-004**	**0.0000**	**32.0690**

Mitigated Construction On-Site

	ROG	NOx	CO	SO2	Fugitive PM10	Exhaust PM10	PM10 Total	Fugitive PM2.5	Exhaust PM2.5	PM2.5 Total	Bio- CO2	NBio- CO2	Total CO2	CH4	N2O	CO2e
Category	tons/yr										MT/yr					
Fugitive Dust					2.0669	0.0000	2.0669	1.1354	0.0000	1.1354	0.0000	0.0000	0.0000	0.0000	0.0000	0.0000
Off-Road	0.1307	1.2806	1.2949	1.7700e-003		0.0674	0.0674		0.0620	0.0620	0.0000	155.3712	155.3712	0.0503	0.0000	156.4265
Total	**0.1307**	**1.2806**	**1.2949**	**1.7700e-003**	**2.0669**	**0.0674**	**2.1343**	**1.1354**	**0.0620**	**1.1974**	**0.0000**	**155.3712**	**155.3712**	**0.0503**	**0.0000**	**156.4265**

Mitigated Construction Off-Site

	ROG	NOx	CO	SO2	Fugitive PM10	Exhaust PM10	PM10 Total	Fugitive PM2.5	Exhaust PM2.5	PM2.5 Total	Bio- CO2	NBio- CO2	Total CO2	CH4	N2O	CO2e
Category	tons/yr										MT/yr					
Hauling	6.2300e-003	0.0485	0.0748	2.7000e-004	0.0506	1.1600e-003	0.0517	0.0126	1.0600e-003	0.0137	0.0000	23.3838	23.3838	1.8000e-004	0.0000	23.3876
Vendor	1.1500e-003	6.5100e-003	0.0156	3.0000e-005	9.6000e-004	1.3000e-004	1.0900e-003	2.8000e-004	1.2000e-004	3.9000e-004	0.0000	2.9549	2.9549	2.0000e-005	0.0000	2.9553
Worker	2.0800e-003	2.6600e-003	0.0251	9.0000e-005	7.4200e-003	6.0000e-005	7.4700e-003	1.9700e-003	5.0000e-005	2.0200e-003	0.0000	5.7206	5.7206	2.6000e-004	0.0000	5.7261
Total	**9.4600e-003**	**0.0577**	**0.1155**	**3.9000e-004**	**0.0589**	**1.3500e-003**	**0.0603**	**0.0148**	**1.2300e-003**	**0.0161**	**0.0000**	**32.0593**	**32.0593**	**4.6000e-004**	**0.0000**	**32.0690**

3.3 Installation - 2019

Unmitigated Construction On-Site

	ROG	NOx	CO	SO2	Fugitive PM10	Exhaust PM10	PM10 Total	Fugitive PM2.5	Exhaust PM2.5	PM2.5 Total	Bio- CO2	NBio- CO2	Total CO2	CH4	N2O	CO2e
Category	tons/yr										MT/yr					
Off-Road	0.0923	0.9775	0.6653	1.0900e-003		0.0560	0.0560		0.0515	0.0515	0.0000	97.8582	97.8582	0.0310	0.0000	98.5083
Total	**0.0923**	**0.9775**	**0.6653**	**1.0900e-003**		**0.0560**	**0.0560**		**0.0515**	**0.0515**	**0.0000**	**97.8582**	**97.8582**	**0.0310**	**0.0000**	**98.5083**

Unmitigated Construction Off-Site

	ROG	NOx	CO	SO2	Fugitive PM10	Exhaust PM10	PM10 Total	Fugitive PM2.5	Exhaust PM2.5	PM2.5 Total	Bio- CO2	NBio- CO2	Total CO2	CH4	N2O	CO2e
Category	tons/yr										MT/yr					
Hauling	0.0000	0.0000	0.0000	0.0000	0.0000	0.0000	0.0000	0.0000	0.0000	0.0000	0.0000	0.0000	0.0000	0.0000	0.0000	0.0000
Vendor	0.0000	0.0000	0.0000	0.0000	0.0000	0.0000	0.0000	0.0000	0.0000	0.0000	0.0000	0.0000	0.0000	0.0000	0.0000	0.0000
Worker	3.0300e-003	4.0100e-003	0.0374	1.1000e-004	9.2600e-003	7.0000e-005	9.3300e-003	2.4600e-003	6.0000e-005	2.5200e-003	0.0000	7.6974	7.6974	3.7000e-004	0.0000	7.7052
Total	**3.0300e-003**	**4.0100e-003**	**0.0374**	**1.1000e-004**	**9.2600e-003**	**7.0000e-005**	**9.3300e-003**	**2.4600e-003**	**6.0000e-005**	**2.5200e-003**	**0.0000**	**7.6974**	**7.6974**	**3.7000e-004**	**0.0000**	**7.7052**

Mitigated Construction On-Site

	ROG	NOx	CO	SO2	Fugitive PM10	Exhaust PM10	PM10 Total	Fugitive PM2.5	Exhaust PM2.5	PM2.5 Total	Bio- CO2	NBio- CO2	Total CO2	CH4	N2O	CO2e
Category	tons/yr										MT/yr					
Off-Road	0.0923	0.9775	0.6653	1.0900e-003		0.0560	0.0560		0.0515	0.0515	0.0000	97.8580	97.8580	0.0310	0.0000	98.5082
Total	**0.0923**	**0.9775**	**0.6653**	**1.0900e-003**		**0.0560**	**0.0560**		**0.0515**	**0.0515**	**0.0000**	**97.8580**	**97.8580**	**0.0310**	**0.0000**	**98.5082**

Mitigated Construction Off-Site

	ROG	NOx	CO	SO2	Fugitive PM10	Exhaust PM10	PM10 Total	Fugitive PM2.5	Exhaust PM2.5	PM2.5 Total	Bio- CO2	NBio- CO2	Total CO2	CH4	N2O	CO2e
Category	tons/yr										MT/yr					
Hauling	0.0000	0.0000	0.0000	0.0000	0.0000	0.0000	0.0000	0.0000	0.0000	0.0000	0.0000	0.0000	0.0000	0.0000	0.0000	0.0000
Vendor	0.0000	0.0000	0.0000	0.0000	0.0000	0.0000	0.0000	0.0000	0.0000	0.0000	0.0000	0.0000	0.0000	0.0000	0.0000	0.0000
Worker	3.0300e-003	4.0100e-003	0.0374	1.1000e-004	9.2600e-003	7.0000e-005	9.3300e-003	2.4600e-003	6.0000e-005	2.5200e-003	0.0000	7.6974	7.6974	3.7000e-004	0.0000	7.7052
Total	**3.0300e-003**	**4.0100e-003**	**0.0374**	**1.1000e-004**	**9.2600e-003**	**7.0000e-005**	**9.3300e-003**	**2.4600e-003**	**6.0000e-005**	**2.5200e-003**	**0.0000**	**7.6974**	**7.6974**	**3.7000e-004**	**0.0000**	**7.7052**

3.3 Installation - 2020

Unmitigated Construction On-Site

	ROG	NOx	CO	SO2	Fugitive PM10	Exhaust PM10	PM10 Total	Fugitive PM2.5	Exhaust PM2.5	PM2.5 Total	Bio- CO2	NBio- CO2	Total CO2	CH4	N2O	CO2e
Category	tons/yr										MT/yr					
Off-Road	0.1413	1.4975	1.1003	1.8500e-003		0.0824	0.0824		0.0758	0.0758	0.0000	162.8455	162.8455	0.0527	0.0000	163.9515

Total	**0.1413**	**1.4975**	**1.1003**	**1.8500e-003**		**0.0824**	**0.0824**		**0.0758**	**0.0758**	**0.0000**	**162.8455**	**162.8455**	**0.0527**	**0.0000**	**163.9515**

Unmitigated Construction Off-Site

	ROG	NOx	CO	SO2	Fugitive PM10	Exhaust PM10	PM10 Total	Fugitive PM2.5	Exhaust PM2.5	PM2.5 Total	Bio- CO2	NBio- CO2	Total CO2	CH4	N2O	CO2e
Category	tons/yr										MT/yr					
Hauling	0.0000	0.0000	0.0000	0.0000	0.0000	0.0000	0.0000	0.0000	0.0000	0.0000	0.0000	0.0000	0.0000	0.0000	0.0000	0.0000
Vendor	0.0000	0.0000	0.0000	0.0000	0.0000	0.0000	0.0000	0.0000	0.0000	0.0000	0.0000	0.0000	0.0000	0.0000	0.0000	0.0000
Worker	4.8700e-003	6.3700e-003	0.0595	1.9000e-004	0.0158	1.1000e-004	0.0159	4.1900e-003	1.1000e-004	4.2900e-003	0.0000	12.5679	12.5679	6.0000e-004	0.0000	12.5805
Total	**4.8700e-003**	**6.3700e-003**	**0.0595**	**1.9000e-004**	**0.0158**	**1.1000e-004**	**0.0159**	**4.1900e-003**	**1.1000e-004**	**4.2900e-003**	**0.0000**	**12.5679**	**12.5679**	**6.0000e-004**	**0.0000**	**12.5805**

Mitigated Construction On-Site

	ROG	NOx	CO	SO2	Fugitive PM10	Exhaust PM10	PM10 Total	Fugitive PM2.5	Exhaust PM2.5	PM2.5 Total	Bio- CO2	NBio- CO2	Total CO2	CH4	N2O	CO2e
Category	tons/yr										MT/yr					
Off-Road	0.1413	1.4975	1.1003	1.8500e-003		0.0824	0.0824		0.0758	0.0758	0.0000	162.8453	162.8453	0.0527	0.0000	163.9513
Total	**0.1413**	**1.4975**	**1.1003**	**1.8500e-003**		**0.0824**	**0.0824**		**0.0758**	**0.0758**	**0.0000**	**162.8453**	**162.8453**	**0.0527**	**0.0000**	**163.9513**

Mitigated Construction Off-Site

	ROG	NOx	CO	SO2	Fugitive PM10	Exhaust PM10	PM10 Total	Fugitive PM2.5	Exhaust PM2.5	PM2.5 Total	Bio- CO2	NBio- CO2	Total CO2	CH4	N2O	CO2e
Category	tons/yr										MT/yr					
Hauling	0.0000	0.0000	0.0000	0.0000	0.0000	0.0000	0.0000	0.0000	0.0000	0.0000	0.0000	0.0000	0.0000	0.0000	0.0000	0.0000
Vendor	0.0000	0.0000	0.0000	0.0000	0.0000	0.0000	0.0000	0.0000	0.0000	0.0000	0.0000	0.0000	0.0000	0.0000	0.0000	0.0000
Worker	4.8700e-003	6.3700e-003	0.0595	1.9000e-004	0.0158	1.1000e-004	0.0159	4.1900e-003	1.1000e-004	4.2900e-003	0.0000	12.5679	12.5679	6.0000e-004	0.0000	12.5805
Total	**4.8700e-003**	**6.3700e-003**	**0.0595**	**1.9000e-004**	**0.0158**	**1.1000e-004**	**0.0159**	**4.1900e-003**	**1.1000e-004**	**4.2900e-003**	**0.0000**	**12.5679**	**12.5679**	**6.0000e-004**	**0.0000**	**12.5805**

3.3 Installation - 2021

Unmitigated Construction On-Site

	ROG	NOx	CO	SO2	Fugitive PM10	Exhaust PM10	PM10 Total	Fugitive PM2.5	Exhaust PM2.5	PM2.5 Total	Bio- CO2	NBio- CO2	Total CO2	CH4	N2O	CO2e
Category	tons/yr										MT/yr					
Off-Road	0.1269	1.3448	1.0717	1.8500e-003		0.0707	0.0707		0.0650	0.0650	0.0000	162.2492	162.2492	0.0525	0.0000	163.3512
Total	**0.1269**	**1.3448**	**1.0717**	**1.8500e-003**		**0.0707**	**0.0707**		**0.0650**	**0.0650**	**0.0000**	**162.2492**	**162.2492**	**0.0525**	**0.0000**	**163.3512**

Unmitigated Construction Off-Site

	ROG	NOx	CO	SO2	Fugitive PM10	Exhaust PM10	PM10 Total	Fugitive PM2.5	Exhaust PM2.5	PM2.5 Total	Bio- CO2	NBio- CO2	Total CO2	CH4	N2O	CO2e
Category	tons/yr										MT/yr					

Hauling	0.0000	0.0000	0.0000	0.0000	0.0000	0.0000	0.0000	0.0000	0.0000	0.0000	0.0000	0.0000	0.0000	0.0000	0.0000	0.0000
Vendor	0.0000	0.0000	0.0000	0.0000	0.0000	0.0000	0.0000	0.0000	0.0000	0.0000	0.0000	0.0000	0.0000	0.0000	0.0000	0.0000
Worker	4.6200e-003	5.9600e-003	0.0562	1.9000e-004	0.0157	1.2000e-004	0.0158	4.1700e-003	1.1000e-004	4.2800e-003	0.0000	12.3111	12.3111	5.7000e-004	0.0000	12.3231
Total	**4.6200e-003**	**5.9600e-003**	**0.0562**	**1.9000e-004**	**0.0157**	**1.2000e-004**	**0.0158**	**4.1700e-003**	**1.1000e-004**	**4.2800e-003**	**0.0000**	**12.3111**	**12.3111**	**5.7000e-004**	**0.0000**	**12.3231**

Mitigated Construction On-Site

	ROG	NOx	CO	SO2	Fugitive PM10	Exhaust PM10	PM10 Total	Fugitive PM2.5	Exhaust PM2.5	PM2.5 Total	Bio- CO2	NBio- CO2	Total CO2	CH4	N2O	CO2e
Category	tons/yr										MT/yr					
Off-Road	0.1269	1.3448	1.0717	1.8500e-003		0.0707	0.0707		0.0650	0.0650	0.0000	162.2490	162.2490	0.0525	0.0000	163.3510
Total	**0.1269**	**1.3448**	**1.0717**	**1.8500e-003**		**0.0707**	**0.0707**		**0.0650**	**0.0650**	**0.0000**	**162.2490**	**162.2490**	**0.0525**	**0.0000**	**163.3510**

Mitigated Construction Off-Site

	ROG	NOx	CO	SO2	Fugitive PM10	Exhaust PM10	PM10 Total	Fugitive PM2.5	Exhaust PM2.5	PM2.5 Total	Bio- CO2	NBio- CO2	Total CO2	CH4	N2O	CO2e
Category	tons/yr										MT/yr					
Hauling	0.0000	0.0000	0.0000	0.0000	0.0000	0.0000	0.0000	0.0000	0.0000	0.0000	0.0000	0.0000	0.0000	0.0000	0.0000	0.0000
Vendor	0.0000	0.0000	0.0000	0.0000	0.0000	0.0000	0.0000	0.0000	0.0000	0.0000	0.0000	0.0000	0.0000	0.0000	0.0000	0.0000
Worker	4.6200e-003	5.9600e-003	0.0562	1.9000e-004	0.0157	1.2000e-004	0.0158	4.1700e-003	1.1000e-004	4.2800e-003	0.0000	12.3111	12.3111	5.7000e-004	0.0000	12.3231
Total	**4.6200e-003**	**5.9600e-003**	**0.0562**	**1.9000e-004**	**0.0157**	**1.2000e-004**	**0.0158**	**4.1700e-003**	**1.1000e-004**	**4.2800e-003**	**0.0000**	**12.3111**	**12.3111**	**5.7000e-004**	**0.0000**	**12.3231**

3.3 Installation - 2022

Unmitigated Construction On-Site

	ROG	NOx	CO	SO2	Fugitive PM10	Exhaust PM10	PM10 Total	Fugitive PM2.5	Exhaust PM2.5	PM2.5 Total	Bio- CO2	NBio- CO2	Total CO2	CH4	N2O	CO2e
Category	tons/yr										MT/yr					
Off-Road	0.0320	0.3340	0.2981	5.2000e-004		0.0168	0.0168		0.0155	0.0155	0.0000	46.0274	46.0274	0.0149	0.0000	46.3401
Total	**0.0320**	**0.3340**	**0.2981**	**5.2000e-004**		**0.0168**	**0.0168**		**0.0155**	**0.0155**	**0.0000**	**46.0274**	**46.0274**	**0.0149**	**0.0000**	**46.3401**

Unmitigated Construction Off-Site

	ROG	NOx	CO	SO2	Fugitive PM10	Exhaust PM10	PM10 Total	Fugitive PM2.5	Exhaust PM2.5	PM2.5 Total	Bio- CO2	NBio- CO2	Total CO2	CH4	N2O	CO2e
Category	tons/yr										MT/yr					
Hauling	0.0000	0.0000	0.0000	0.0000	0.0000	0.0000	0.0000	0.0000	0.0000	0.0000	0.0000	0.0000	0.0000	0.0000	0.0000	0.0000
Vendor	0.0000	0.0000	0.0000	0.0000	0.0000	0.0000	0.0000	0.0000	0.0000	0.0000	0.0000	0.0000	0.0000	0.0000	0.0000	0.0000
Worker	1.2500e-003	1.6000e-003	0.0150	5.0000e-005	4.4500e-003	3.0000e-005	4.4800e-003	1.1800e-003	3.0000e-005	1.2100e-003	0.0000	3.4324	3.4324	1.6000e-004	0.0000	3.4356
Total	**1.2500e-003**	**1.6000e-003**	**0.0150**	**5.0000e-005**	**4.4500e-003**	**3.0000e-005**	**4.4800e-003**	**1.1800e-003**	**3.0000e-005**	**1.2100e-003**	**0.0000**	**3.4324**	**3.4324**	**1.6000e-004**	**0.0000**	**3.4356**

Mitigated Construction On-Site

	ROG	NOx	CO	SO2	Fugitive PM10	Exhaust PM10	PM10 Total	Fugitive PM2.5	Exhaust PM2.5	PM2.5 Total	Bio- CO2	NBio- CO2	Total CO2	CH4	N2O	CO2e
Category	tons/yr										MT/yr					
Off-Road	0.0320	0.3340	0.2981	5.2000e-004		0.0168	0.0168		0.0155	0.0155	0.0000	46.0274	46.0274	0.0149	0.0000	46.3400
Total	**0.0320**	**0.3340**	**0.2981**	**5.2000e-004**		**0.0168**	**0.0168**		**0.0155**	**0.0155**	**0.0000**	**46.0274**	**46.0274**	**0.0149**	**0.0000**	**46.3400**

Mitigated Construction Off-Site

	ROG	NOx	CO	SO2	Fugitive PM10	Exhaust PM10	PM10 Total	Fugitive PM2.5	Exhaust PM2.5	PM2.5 Total	Bio- CO2	NBio- CO2	Total CO2	CH4	N2O	CO2e
Category	tons/yr										MT/yr					
Hauling	0.0000	0.0000	0.0000	0.0000	0.0000	0.0000	0.0000	0.0000	0.0000	0.0000	0.0000	0.0000	0.0000	0.0000	0.0000	0.0000
Vendor	0.0000	0.0000	0.0000	0.0000	0.0000	0.0000	0.0000	0.0000	0.0000	0.0000	0.0000	0.0000	0.0000	0.0000	0.0000	0.0000
Worker	1.2500e-003	1.6000e-003	0.0150	5.0000e-005	4.4500e-003	3.0000e-005	4.4800e-003	1.1800e-003	3.0000e-005	1.2100e-003	0.0000	3.4324	3.4324	1.6000e-004	0.0000	3.4356
Total	**1.2500e-003**	**1.6000e-003**	**0.0150**	**5.0000e-005**	**4.4500e-003**	**3.0000e-005**	**4.4800e-003**	**1.1800e-003**	**3.0000e-005**	**1.2100e-003**	**0.0000**	**3.4324**	**3.4324**	**1.6000e-004**	**0.0000**	**3.4356**

3.4 Paving 1 - 2019

Unmitigated Construction On-Site

	ROG	NOx	CO	SO2	Fugitive PM10	Exhaust PM10	PM10 Total	Fugitive PM2.5	Exhaust PM2.5	PM2.5 Total	Bio- CO2	NBio- CO2	Total CO2	CH4	N2O	CO2e
Category	tons/yr										MT/yr					
Off-Road	7.1300e-003	0.0747	0.0718	1.1000e-004		4.0500e-003	4.0500e-003		3.7200e-003	3.7200e-003	0.0000	10.0197	10.0197	3.1700e-003	0.0000	10.0863

Paving	0.0000					0.0000	0.0000		0.0000	0.0000	0.0000	0.0000	0.0000	0.0000	0.0000	0.0000
Total	**7.1300e-003**	**0.0747**	**0.0718**	**1.1000e-004**		**4.0500e-003**	**4.0500e-003**		**3.7200e-003**	**3.7200e-003**	**0.0000**	**10.0197**	**10.0197**	**3.1700e-003**	**0.0000**	**10.0863**

Unmitigated Construction Off-Site

	ROG	NOx	CO	SO2	Fugitive PM10	Exhaust PM10	PM10 Total	Fugitive PM2.5	Exhaust PM2.5	PM2.5 Total	Bio- CO2	NBio- CO2	Total CO2	CH4	N2O	CO2e
Category	tons/yr										MT/yr					
Hauling	0.0000	0.0000	0.0000	0.0000	0.0000	0.0000	0.0000	0.0000	0.0000	0.0000	0.0000	0.0000	0.0000	0.0000	0.0000	0.0000
Vendor	0.0000	0.0000	0.0000	0.0000	0.0000	0.0000	0.0000	0.0000	0.0000	0.0000	0.0000	0.0000	0.0000	0.0000	0.0000	0.0000
Worker	2.0000e-004	2.6000e-004	2.4300e-003	1.0000e-005	6.0000e-004	0.0000	6.1000e-004	1.6000e-004	0.0000	1.6000e-004	0.0000	0.4998	0.4998	2.0000e-005	0.0000	0.5003
Total	**2.0000e-004**	**2.6000e-004**	**2.4300e-003**	**1.0000e-005**	**6.0000e-004**	**0.0000**	**6.1000e-004**	**1.6000e-004**	**0.0000**	**1.6000e-004**	**0.0000**	**0.4998**	**0.4998**	**2.0000e-005**	**0.0000**	**0.5003**

Mitigated Construction On-Site

	ROG	NOx	CO	SO2	Fugitive PM10	Exhaust PM10	PM10 Total	Fugitive PM2.5	Exhaust PM2.5	PM2.5 Total	Bio- CO2	NBio- CO2	Total CO2	CH4	N2O	CO2e
Category	tons/yr										MT/yr					
Off-Road	7.1300e-003	0.0747	0.0718	1.1000e-004		4.0500e-003	4.0500e-003		3.7200e-003	3.7200e-003	0.0000	10.0197	10.0197	3.1700e-003	0.0000	10.0863
Paving	0.0000					0.0000	0.0000		0.0000	0.0000	0.0000	0.0000	0.0000	0.0000	0.0000	0.0000
Total	**7.1300e-003**	**0.0747**	**0.0718**	**1.1000e-004**		**4.0500e-003**	**4.0500e-003**		**3.7200e-003**	**3.7200e-003**	**0.0000**	**10.0197**	**10.0197**	**3.1700e-003**	**0.0000**	**10.0863**

Mitigated Construction Off-Site

	ROG	NOx	CO	SO2	Fugitive PM10	Exhaust PM10	PM10 Total	Fugitive PM2.5	Exhaust PM2.5	PM2.5 Total	Bio- CO2	NBio- CO2	Total CO2	CH4	N2O	CO2e
Category	tons/yr										MT/yr					
Hauling	0.0000	0.0000	0.0000	0.0000	0.0000	0.0000	0.0000	0.0000	0.0000	0.0000	0.0000	0.0000	0.0000	0.0000	0.0000	0.0000
Vendor	0.0000	0.0000	0.0000	0.0000	0.0000	0.0000	0.0000	0.0000	0.0000	0.0000	0.0000	0.0000	0.0000	0.0000	0.0000	0.0000
Worker	2.0000e-004	2.6000e-004	2.4300e-003	1.0000e-005	6.0000e-004	0.0000	6.1000e-004	1.6000e-004	0.0000	1.6000e-004	0.0000	0.4998	0.4998	2.0000e-005	0.0000	0.5003
Total	**2.0000e-004**	**2.6000e-004**	**2.4300e-003**	**1.0000e-005**	**6.0000e-004**	**0.0000**	**6.1000e-004**	**1.6000e-004**	**0.0000**	**1.6000e-004**	**0.0000**	**0.4998**	**0.4998**	**2.0000e-005**	**0.0000**	**0.5003**

3.5 Paving 2 - 2020

Unmitigated Construction On-Site

	ROG	NOx	CO	SO2	Fugitive PM10	Exhaust PM10	PM10 Total	Fugitive PM2.5	Exhaust PM2.5	PM2.5 Total	Bio- CO2	NBio- CO2	Total CO2	CH4	N2O	CO2e
Category	tons/yr										MT/yr					
Off-Road	6.6500e-003	0.0689	0.0718	1.1000e-004		3.7000e-003	3.7000e-003		3.4000e-003	3.4000e-003	0.0000	9.8010	9.8010	3.1700e-003	0.0000	9.8676
Paving	0.0000					0.0000	0.0000		0.0000	0.0000	0.0000	0.0000	0.0000	0.0000	0.0000	0.0000
Total	**6.6500e-003**	**0.0689**	**0.0718**	**1.1000e-004**		**3.7000e-003**	**3.7000e-003**		**3.4000e-003**	**3.4000e-003**	**0.0000**	**9.8010**	**9.8010**	**3.1700e-003**	**0.0000**	**9.8676**

Unmitigated Construction Off-Site

	ROG	NOx	CO	SO2	Fugitive PM10	Exhaust PM10	PM10 Total	Fugitive PM2.5	Exhaust PM2.5	PM2.5 Total	Bio- CO2	NBio- CO2	Total CO2	CH4	N2O	CO2e
Category	tons/yr										MT/yr					

Hauling	0.0000	0.0000	0.0000	0.0000	0.0000	0.0000	0.0000	0.0000	0.0000	0.0000	0.0000	0.0000	0.0000	0.0000	0.0000	0.0000
Vendor	0.0000	0.0000	0.0000	0.0000	0.0000	0.0000	0.0000	0.0000	0.0000	0.0000	0.0000	0.0000	0.0000	0.0000	0.0000	0.0000
Worker	1.9000e-004	2.4000e-004	2.2700e-003	1.0000e-005	6.0000e-004	0.0000	6.1000e-004	1.6000e-004	0.0000	1.6000e-004	0.0000	0.4797	0.4797	2.0000e-005	0.0000	0.4802
Total	**1.9000e-004**	**2.4000e-004**	**2.2700e-003**	**1.0000e-005**	**6.0000e-004**	**0.0000**	**6.1000e-004**	**1.6000e-004**	**0.0000**	**1.6000e-004**	**0.0000**	**0.4797**	**0.4797**	**2.0000e-005**	**0.0000**	**0.4802**

Mitigated Construction On-Site

	ROG	NOx	CO	SO2	Fugitive PM10	Exhaust PM10	PM10 Total	Fugitive PM2.5	Exhaust PM2.5	PM2.5 Total	Bio- CO2	NBio- CO2	Total CO2	CH4	N2O	CO2e
Category	tons/yr										MT/yr					
Off-Road	6.6500e-003	0.0689	0.0718	1.1000e-004		3.7000e-003	3.7000e-003		3.4000e-003	3.4000e-003	0.0000	9.8010	9.8010	3.1700e-003	0.0000	9.8676
Paving	0.0000					0.0000	0.0000		0.0000	0.0000	0.0000	0.0000	0.0000	0.0000	0.0000	0.0000
Total	**6.6500e-003**	**0.0689**	**0.0718**	**1.1000e-004**		**3.7000e-003**	**3.7000e-003**		**3.4000e-003**	**3.4000e-003**	**0.0000**	**9.8010**	**9.8010**	**3.1700e-003**	**0.0000**	**9.8676**

Mitigated Construction Off-Site

	ROG	NOx	CO	SO2	Fugitive PM10	Exhaust PM10	PM10 Total	Fugitive PM2.5	Exhaust PM2.5	PM2.5 Total	Bio- CO2	NBio- CO2	Total CO2	CH4	N2O	CO2e
Category	tons/yr										MT/yr					
Hauling	0.0000	0.0000	0.0000	0.0000	0.0000	0.0000	0.0000	0.0000	0.0000	0.0000	0.0000	0.0000	0.0000	0.0000	0.0000	0.0000
Vendor	0.0000	0.0000	0.0000	0.0000	0.0000	0.0000	0.0000	0.0000	0.0000	0.0000	0.0000	0.0000	0.0000	0.0000	0.0000	0.0000
Worker	1.9000e-004	2.4000e-004	2.2700e-003	1.0000e-005	6.0000e-004	0.0000	6.1000e-004	1.6000e-004	0.0000	1.6000e-004	0.0000	0.4797	0.4797	2.0000e-005	0.0000	0.4802
Total	**1.9000e-004**	**2.4000e-004**	**2.2700e-003**	**1.0000e-005**	**6.0000e-004**	**0.0000**	**6.1000e-004**	**1.6000e-004**	**0.0000**	**1.6000e-004**	**0.0000**	**0.4797**	**0.4797**	**2.0000e-005**	**0.0000**	**0.4802**

3.6 Paving 3 - 2020

Unmitigated Construction On-Site

	ROG	NOx	CO	SO2	Fugitive PM10	Exhaust PM10	PM10 Total	Fugitive PM2.5	Exhaust PM2.5	PM2.5 Total	Bio- CO2	NBio- CO2	Total CO2	CH4	N2O	CO2e
Category	tons/yr										MT/yr					
Off-Road	6.6500e-003	0.0689	0.0718	1.1000e-004		3.7000e-003	3.7000e-003		3.4000e-003	3.4000e-003	0.0000	9.8010	9.8010	3.1700e-003	0.0000	9.8676
Paving	0.0000					0.0000	0.0000		0.0000	0.0000	0.0000	0.0000	0.0000	0.0000	0.0000	0.0000
Total	**6.6500e-003**	**0.0689**	**0.0718**	**1.1000e-004**		**3.7000e-003**	**3.7000e-003**		**3.4000e-003**	**3.4000e-003**	**0.0000**	**9.8010**	**9.8010**	**3.1700e-003**	**0.0000**	**9.8676**

Unmitigated Construction Off-Site

	ROG	NOx	CO	SO2	Fugitive PM10	Exhaust PM10	PM10 Total	Fugitive PM2.5	Exhaust PM2.5	PM2.5 Total	Bio- CO2	NBio- CO2	Total CO2	CH4	N2O	CO2e
Category	tons/yr										MT/yr					
Hauling	0.0000	0.0000	0.0000	0.0000	0.0000	0.0000	0.0000	0.0000	0.0000	0.0000	0.0000	0.0000	0.0000	0.0000	0.0000	0.0000
Vendor	0.0000	0.0000	0.0000	0.0000	0.0000	0.0000	0.0000	0.0000	0.0000	0.0000	0.0000	0.0000	0.0000	0.0000	0.0000	0.0000
Worker	1.9000e-004	2.4000e-004	2.2700e-003	1.0000e-005	6.0000e-004	0.0000	6.1000e-004	1.6000e-004	0.0000	1.6000e-004	0.0000	0.4797	0.4797	2.0000e-005	0.0000	0.4802
Total	**1.9000e-004**	**2.4000e-004**	**2.2700e-003**	**1.0000e-005**	**6.0000e-004**	**0.0000**	**6.1000e-004**	**1.6000e-004**	**0.0000**	**1.6000e-004**	**0.0000**	**0.4797**	**0.4797**	**2.0000e-005**	**0.0000**	**0.4802**

Mitigated Construction On-Site

	ROG	NOx	CO	SO2	Fugitive PM10	Exhaust PM10	PM10 Total	Fugitive PM2.5	Exhaust PM2.5	PM2.5 Total	Bio- CO2	NBio- CO2	Total CO2	CH4	N2O	CO2e
Category	tons/yr										MT/yr					
Off-Road	6.6500e-003	0.0689	0.0718	1.1000e-004		3.7000e-003	3.7000e-003		3.4000e-003	3.4000e-003	0.0000	9.8010	9.8010	3.1700e-003	0.0000	9.8676
Paving	0.0000					0.0000	0.0000		0.0000	0.0000	0.0000	0.0000	0.0000	0.0000	0.0000	0.0000
Total	**6.6500e-003**	**0.0689**	**0.0718**	**1.1000e-004**		**3.7000e-003**	**3.7000e-003**		**3.4000e-003**	**3.4000e-003**	**0.0000**	**9.8010**	**9.8010**	**3.1700e-003**	**0.0000**	**9.8676**

Mitigated Construction Off-Site

	ROG	NOx	CO	SO2	Fugitive PM10	Exhaust PM10	PM10 Total	Fugitive PM2.5	Exhaust PM2.5	PM2.5 Total	Bio- CO2	NBio- CO2	Total CO2	CH4	N2O	CO2e
Category	tons/yr										MT/yr					
Hauling	0.0000	0.0000	0.0000	0.0000	0.0000	0.0000	0.0000	0.0000	0.0000	0.0000	0.0000	0.0000	0.0000	0.0000	0.0000	0.0000
Vendor	0.0000	0.0000	0.0000	0.0000	0.0000	0.0000	0.0000	0.0000	0.0000	0.0000	0.0000	0.0000	0.0000	0.0000	0.0000	0.0000
Worker	1.9000e-004	2.4000e-004	2.2700e-003	1.0000e-005	6.0000e-004	0.0000	6.1000e-004	1.6000e-004	0.0000	1.6000e-004	0.0000	0.4797	0.4797	2.0000e-005	0.0000	0.4802
Total	**1.9000e-004**	**2.4000e-004**	**2.2700e-003**	**1.0000e-005**	**6.0000e-004**	**0.0000**	**6.1000e-004**	**1.6000e-004**	**0.0000**	**1.6000e-004**	**0.0000**	**0.4797**	**0.4797**	**2.0000e-005**	**0.0000**	**0.4802**

3.7 Paving 4 - 2021

Unmitigated Construction On-Site

	ROG	NOx	CO	SO2	Fugitive PM10	Exhaust PM10	PM10 Total	Fugitive PM2.5	Exhaust PM2.5	PM2.5 Total	Bio- CO2	NBio- CO2	Total CO2	CH4	N2O	CO2e
Category	tons/yr										MT/yr					
Off-Road	6.1500e-003	0.0633	0.0718	1.1000e-004		3.3300e-003	3.3300e-003		3.0600e-003	3.0600e-003	0.0000	9.7987	9.7987	3.1700e-003	0.0000	9.8653

Paving	0.0000					0.0000	0.0000		0.0000	0.0000	0.0000	0.0000	0.0000	0.0000	0.0000	0.0000
Total	**6.1500e-003**	**0.0633**	**0.0718**	**1.1000e-004**		**3.3300e-003**	**3.3300e-003**		**3.0600e-003**	**3.0600e-003**	**0.0000**	**9.7987**	**9.7987**	**3.1700e-003**	**0.0000**	**9.8653**

Unmitigated Construction Off-Site

	ROG	NOx	CO	SO2	Fugitive PM10	Exhaust PM10	PM10 Total	Fugitive PM2.5	Exhaust PM2.5	PM2.5 Total	Bio- CO2	NBio- CO2	Total CO2	CH4	N2O	CO2e
Category	tons/yr										MT/yr					
Hauling	0.0000	0.0000	0.0000	0.0000	0.0000	0.0000	0.0000	0.0000	0.0000	0.0000	0.0000	0.0000	0.0000	0.0000	0.0000	0.0000
Vendor	0.0000	0.0000	0.0000	0.0000	0.0000	0.0000	0.0000	0.0000	0.0000	0.0000	0.0000	0.0000	0.0000	0.0000	0.0000	0.0000
Worker	1.8000e-004	2.3000e-004	2.1500e-003	1.0000e-005	6.0000e-004	0.0000	6.1000e-004	1.6000e-004	0.0000	1.6000e-004	0.0000	0.4717	0.4717	2.0000e-005	0.0000	0.4722
Total	**1.8000e-004**	**2.3000e-004**	**2.1500e-003**	**1.0000e-005**	**6.0000e-004**	**0.0000**	**6.1000e-004**	**1.6000e-004**	**0.0000**	**1.6000e-004**	**0.0000**	**0.4717**	**0.4717**	**2.0000e-005**	**0.0000**	**0.4722**

Mitigated Construction On-Site

	ROG	NOx	CO	SO2	Fugitive PM10	Exhaust PM10	PM10 Total	Fugitive PM2.5	Exhaust PM2.5	PM2.5 Total	Bio- CO2	NBio- CO2	Total CO2	CH4	N2O	CO2e
Category	tons/yr										MT/yr					
Off-Road	6.1500e-003	0.0633	0.0718	1.1000e-004		3.3300e-003	3.3300e-003		3.0600e-003	3.0600e-003	0.0000	9.7987	9.7987	3.1700e-003	0.0000	9.8653
Paving	0.0000					0.0000	0.0000		0.0000	0.0000	0.0000	0.0000	0.0000	0.0000	0.0000	0.0000
Total	**6.1500e-003**	**0.0633**	**0.0718**	**1.1000e-004**		**3.3300e-003**	**3.3300e-003**		**3.0600e-003**	**3.0600e-003**	**0.0000**	**9.7987**	**9.7987**	**3.1700e-003**	**0.0000**	**9.8653**

Mitigated Construction Off-Site

	ROG	NOx	CO	SO2	Fugitive PM10	Exhaust PM10	PM10 Total	Fugitive PM2.5	Exhaust PM2.5	PM2.5 Total	Bio- CO2	NBio- CO2	Total CO2	CH4	N2O	CO2e
Category	tons/yr										MT/yr					
Hauling	0.0000	0.0000	0.0000	0.0000	0.0000	0.0000	0.0000	0.0000	0.0000	0.0000	0.0000	0.0000	0.0000	0.0000	0.0000	0.0000
Vendor	0.0000	0.0000	0.0000	0.0000	0.0000	0.0000	0.0000	0.0000	0.0000	0.0000	0.0000	0.0000	0.0000	0.0000	0.0000	0.0000
Worker	1.8000e-004	2.3000e-004	2.1500e-003	1.0000e-005	6.0000e-004	0.0000	6.1000e-004	1.6000e-004	0.0000	1.6000e-004	0.0000	0.4717	0.4717	2.0000e-005	0.0000	0.4722
Total	**1.8000e-004**	**2.3000e-004**	**2.1500e-003**	**1.0000e-005**	**6.0000e-004**	**0.0000**	**6.1000e-004**	**1.6000e-004**	**0.0000**	**1.6000e-004**	**0.0000**	**0.4717**	**0.4717**	**2.0000e-005**	**0.0000**	**0.4722**

3.8 Paving 5 - 2021

Unmitigated Construction On-Site

	ROG	NOx	CO	SO2	Fugitive PM10	Exhaust PM10	PM10 Total	Fugitive PM2.5	Exhaust PM2.5	PM2.5 Total	Bio- CO2	NBio- CO2	Total CO2	CH4	N2O	CO2e
Category	tons/yr										MT/yr					
Off-Road	5.6200e-003	0.0578	0.0659	1.0000e-004		3.0300e-003	3.0300e-003		2.7900e-003	2.7900e-003	0.0000	9.0144	9.0144	2.9200e-003	0.0000	9.0757
Paving	0.0000					0.0000	0.0000		0.0000	0.0000	0.0000	0.0000	0.0000	0.0000	0.0000	0.0000
Total	**5.6200e-003**	**0.0578**	**0.0659**	**1.0000e-004**		**3.0300e-003**	**3.0300e-003**		**2.7900e-003**	**2.7900e-003**	**0.0000**	**9.0144**	**9.0144**	**2.9200e-003**	**0.0000**	**9.0757**

Unmitigated Construction Off-Site

	ROG	NOx	CO	SO2	Fugitive PM10	Exhaust PM10	PM10 Total	Fugitive PM2.5	Exhaust PM2.5	PM2.5 Total	Bio- CO2	NBio- CO2	Total CO2	CH4	N2O	CO2e
Category	tons/yr										MT/yr					

Hauling	0.0000	0.0000	0.0000	0.0000	0.0000	0.0000	0.0000	0.0000	0.0000	0.0000	0.0000	0.0000	0.0000	0.0000	0.0000	0.0000
Vendor	0.0000	0.0000	0.0000	0.0000	0.0000	0.0000	0.0000	0.0000	0.0000	0.0000	0.0000	0.0000	0.0000	0.0000	0.0000	0.0000
Worker	1.8000e-004	2.3000e-004	2.1500e-003	1.0000e-005	6.0000e-004	0.0000	6.1000e-004	1.6000e-004	0.0000	1.6000e-004	0.0000	0.4717	0.4717	2.0000e-005	0.0000	0.4722
Total	**1.8000e-004**	**2.3000e-004**	**2.1500e-003**	**1.0000e-005**	**6.0000e-004**	**0.0000**	**6.1000e-004**	**1.6000e-004**	**0.0000**	**1.6000e-004**	**0.0000**	**0.4717**	**0.4717**	**2.0000e-005**	**0.0000**	**0.4722**

Mitigated Construction On-Site

	ROG	NOx	CO	SO2	Fugitive PM10	Exhaust PM10	PM10 Total	Fugitive PM2.5	Exhaust PM2.5	PM2.5 Total	Bio- CO2	NBio- CO2	Total CO2	CH4	N2O	CO2e
Category	tons/yr										MT/yr					
Off-Road	5.6200e-003	0.0578	0.0659	1.0000e-004		3.0300e-003	3.0300e-003		2.7900e-003	2.7900e-003	0.0000	9.0144	9.0144	2.9200e-003	0.0000	9.0756
Paving	0.0000					0.0000	0.0000		0.0000	0.0000	0.0000	0.0000	0.0000	0.0000	0.0000	0.0000
Total	**5.6200e-003**	**0.0578**	**0.0659**	**1.0000e-004**		**3.0300e-003**	**3.0300e-003**		**2.7900e-003**	**2.7900e-003**	**0.0000**	**9.0144**	**9.0144**	**2.9200e-003**	**0.0000**	**9.0756**

Mitigated Construction Off-Site

	ROG	NOx	CO	SO2	Fugitive PM10	Exhaust PM10	PM10 Total	Fugitive PM2.5	Exhaust PM2.5	PM2.5 Total	Bio- CO2	NBio- CO2	Total CO2	CH4	N2O	CO2e
Category	tons/yr										MT/yr					
Hauling	0.0000	0.0000	0.0000	0.0000	0.0000	0.0000	0.0000	0.0000	0.0000	0.0000	0.0000	0.0000	0.0000	0.0000	0.0000	0.0000
Vendor	0.0000	0.0000	0.0000	0.0000	0.0000	0.0000	0.0000	0.0000	0.0000	0.0000	0.0000	0.0000	0.0000	0.0000	0.0000	0.0000
Worker	1.8000e-004	2.3000e-004	2.1500e-003	1.0000e-005	6.0000e-004	0.0000	6.1000e-004	1.6000e-004	0.0000	1.6000e-004	0.0000	0.4717	0.4717	2.0000e-005	0.0000	0.4722
Total	**1.8000e-004**	**2.3000e-004**	**2.1500e-003**	**1.0000e-005**	**6.0000e-004**	**0.0000**	**6.1000e-004**	**1.6000e-004**	**0.0000**	**1.6000e-004**	**0.0000**	**0.4717**	**0.4717**	**2.0000e-005**	**0.0000**	**0.4722**

3.9 Final Paving - 2022

Unmitigated Construction On-Site

	ROG	NOx	CO	SO2	Fugitive PM10	Exhaust PM10	PM10 Total	Fugitive PM2.5	Exhaust PM2.5	PM2.5 Total	Bio- CO2	NBio- CO2	Total CO2	CH4	N2O	CO2e
Category	tons/yr										MT/yr					
Off-Road	0.0114	0.1146	0.1500	2.3000e-004		5.8600e-003	5.8600e-003		5.3900e-003	5.3900e-003	0.0000	20.5815	20.5815	6.6600e-003	0.0000	20.7213
Paving	0.0000					0.0000	0.0000		0.0000	0.0000	0.0000	0.0000	0.0000	0.0000	0.0000	0.0000
Total	**0.0114**	**0.1146**	**0.1500**	**2.3000e-004**		**5.8600e-003**	**5.8600e-003**		**5.3900e-003**	**5.3900e-003**	**0.0000**	**20.5815**	**20.5815**	**6.6600e-003**	**0.0000**	**20.7213**

Unmitigated Construction Off-Site

	ROG	NOx	CO	SO2	Fugitive PM10	Exhaust PM10	PM10 Total	Fugitive PM2.5	Exhaust PM2.5	PM2.5 Total	Bio- CO2	NBio- CO2	Total CO2	CH4	N2O	CO2e
Category	tons/yr										MT/yr					
Hauling	0.0000	0.0000	0.0000	0.0000	0.0000	0.0000	0.0000	0.0000	0.0000	0.0000	0.0000	0.0000	0.0000	0.0000	0.0000	0.0000
Vendor	0.0000	0.0000	0.0000	0.0000	0.0000	0.0000	0.0000	0.0000	0.0000	0.0000	0.0000	0.0000	0.0000	0.0000	0.0000	0.0000
Worker	3.5000e-004	4.5000e-004	4.2700e-003	2.0000e-005	1.2600e-003	1.0000e-005	1.2700e-003	3.4000e-004	1.0000e-005	3.4000e-004	0.0000	0.9741	0.9741	4.0000e-005	0.0000	0.9750
Total	**3.5000e-004**	**4.5000e-004**	**4.2700e-003**	**2.0000e-005**	**1.2600e-003**	**1.0000e-005**	**1.2700e-003**	**3.4000e-004**	**1.0000e-005**	**3.4000e-004**	**0.0000**	**0.9741**	**0.9741**	**4.0000e-005**	**0.0000**	**0.9750**

Mitigated Construction On-Site

	ROG	NOx	CO	SO2	Fugitive PM10	Exhaust PM10	PM10 Total	Fugitive PM2.5	Exhaust PM2.5	PM2.5 Total	Bio- CO2	NBio- CO2	Total CO2	CH4	N2O	CO2e
Category	tons/yr										MT/yr					
Off-Road	0.0114	0.1146	0.1500	2.3000e-004		5.8600e-003	5.8600e-003		5.3900e-003	5.3900e-003	0.0000	20.5815	20.5815	6.6600e-003	0.0000	20.7213
Paving	0.0000					0.0000	0.0000		0.0000	0.0000	0.0000	0.0000	0.0000	0.0000	0.0000	0.0000
Total	**0.0114**	**0.1146**	**0.1500**	**2.3000e-004**		**5.8600e-003**	**5.8600e-003**		**5.3900e-003**	**5.3900e-003**	**0.0000**	**20.5815**	**20.5815**	**6.6600e-003**	**0.0000**	**20.7213**

Mitigated Construction Off-Site

	ROG	NOx	CO	SO2	Fugitive PM10	Exhaust PM10	PM10 Total	Fugitive PM2.5	Exhaust PM2.5	PM2.5 Total	Bio- CO2	NBio- CO2	Total CO2	CH4	N2O	CO2e
Category	tons/yr										MT/yr					
Hauling	0.0000	0.0000	0.0000	0.0000	0.0000	0.0000	0.0000	0.0000	0.0000	0.0000	0.0000	0.0000	0.0000	0.0000	0.0000	0.0000
Vendor	0.0000	0.0000	0.0000	0.0000	0.0000	0.0000	0.0000	0.0000	0.0000	0.0000	0.0000	0.0000	0.0000	0.0000	0.0000	0.0000
Worker	3.5000e-004	4.5000e-004	4.2700e-003	2.0000e-005	1.2600e-003	1.0000e-005	1.2700e-003	3.4000e-004	1.0000e-005	3.4000e-004	0.0000	0.9741	0.9741	4.0000e-005	0.0000	0.9750
Total	**3.5000e-004**	**4.5000e-004**	**4.2700e-003**	**2.0000e-005**	**1.2600e-003**	**1.0000e-005**	**1.2700e-003**	**3.4000e-004**	**1.0000e-005**	**3.4000e-004**	**0.0000**	**0.9741**	**0.9741**	**4.0000e-005**	**0.0000**	**0.9750**

4.0 Operational Detail - Mobile

4.1 Mitigation Measures Mobile

	ROG	NOx	CO	SO2	Fugitive PM10	Exhaust PM10	PM10 Total	Fugitive PM2.5	Exhaust PM2.5	PM2.5 Total	Bio- CO2	NBio- CO2	Total CO2	CH4	N2O	CO2e

Category	tons/yr										MT/yr					
Mitigated	0.0000	0.0000	0.0000	0.0000	0.0000	0.0000	0.0000	0.0000	0.0000	0.0000	0.0000	0.0000	0.0000	0.0000	0.0000	0.0000
Unmitigated	0.0000	0.0000	0.0000	0.0000	0.0000	0.0000	0.0000	0.0000	0.0000	0.0000	0.0000	0.0000	0.0000	0.0000	0.0000	0.0000

4.2 Trip Summary Information

	Average Daily Trip Rate			Unmitigated	Mitigated
Land Use	Weekday	Saturday	Sunday	Annual VMT	Annual VMT
User Defined Industrial	0.00	0.00	0.00		
Total	0.00	0.00	0.00		

4.3 Trip Type Information

	Miles			Trip %			Trip Purpose %		
Land Use	H-W or C-W	H-S or C-C	H-O or C-NW	H-W or C-W	H-S or C-C	H-O or C-NW	Primary	Diverted	Pass-by
User Defined Industrial	9.50	7.30	7.30	0.00	0.00	0.00	0	0	0

LDA	LDT1	LDT2	MDV	LHD1	LHD2	MHD	HHD	OBUS	UBUS	MCY	SBUS	MH
0.512460	0.073465	0.191476	0.131038	0.036090	0.005150	0.012567	0.023297	0.001873	0.002046	0.006532	0.000565	0.003442

5.0 Energy Detail

4.4 Fleet Mix

Historical Energy Use: N

5.1 Mitigation Measures Energy

	ROG	NOx	CO	SO2	Fugitive PM10	Exhaust PM10	PM10 Total	Fugitive PM2.5	Exhaust PM2.5	PM2.5 Total	Bio- CO2	NBio- CO2	Total CO2	CH4	N2O	CO2e
Category	tons/yr										MT/yr					

Electricity Mitigated						0.0000	0.0000		0.0000	0.0000	0.0000	0.0000	0.0000	0.0000	0.0000	0.0000
Electricity Unmitigated						0.0000	0.0000		0.0000	0.0000	0.0000	0.0000	0.0000	0.0000	0.0000	0.0000
NaturalGas Mitigated	0.0000	0.0000	0.0000	0.0000		0.0000	0.0000		0.0000	0.0000	0.0000	0.0000	0.0000	0.0000	0.0000	0.0000
NaturalGas Unmitigated	0.0000	0.0000	0.0000	0.0000		0.0000	0.0000		0.0000	0.0000	0.0000	0.0000	0.0000	0.0000	0.0000	0.0000

5.2 Energy by Land Use - NaturalGas

Unmitigated

	NaturalGas Use	ROG	NOx	CO	SO2	Fugitive PM10	Exhaust PM10	PM10 Total	Fugitive PM2.5	Exhaust PM2.5	PM2.5 Total	Bio- CO2	NBio- CO2	Total CO2	CH4	N2O	CO2e
Land Use	kBTU/yr	tons/yr										MT/yr					
User Defined Industrial	0	0.0000	0.0000	0.0000	0.0000		0.0000	0.0000		0.0000	0.0000	0.0000	0.0000	0.0000	0.0000	0.0000	0.0000
Total		**0.0000**	**0.0000**	**0.0000**	**0.0000**		**0.0000**	**0.0000**		**0.0000**	**0.0000**	**0.0000**	**0.0000**	**0.0000**	**0.0000**	**0.0000**	**0.0000**

Mitigated

	NaturalGas Use	ROG	NOx	CO	SO2	Fugitive PM10	Exhaust PM10	PM10 Total	Fugitive PM2.5	Exhaust PM2.5	PM2.5 Total	Bio- CO2	NBio- CO2	Total CO2	CH4	N2O	CO2e
Land Use	kBTU/yr	tons/yr										MT/yr					
User Defined Industrial	0	0.0000	0.0000	0.0000	0.0000		0.0000	0.0000		0.0000	0.0000	0.0000	0.0000	0.0000	0.0000	0.0000	0.0000
Total		**0.0000**	**0.0000**	**0.0000**	**0.0000**		**0.0000**	**0.0000**		**0.0000**	**0.0000**	**0.0000**	**0.0000**	**0.0000**	**0.0000**	**0.0000**	**0.0000**

5.3 Energy by Land Use - Electricity

Unmitigated

	Electricity Use	Total CO2	CH4	N2O	CO2e
Land Use	kWh/yr	MT/yr			
User Defined Industrial	0	0.0000	0.0000	0.0000	0.0000
Total		**0.0000**	**0.0000**	**0.0000**	**0.0000**

Mitigated

	Electricity Use	Total CO2	CH4	N2O	CO2e
Land Use	kWh/yr	MT/yr			
User Defined Industrial	0	0.0000	0.0000	0.0000	0.0000
Total		**0.0000**	**0.0000**	**0.0000**	**0.0000**

6.0 Area Detail

6.1 Mitigation Measures Area

	ROG	NOx	CO	SO2	Fugitive PM10	Exhaust PM10	PM10 Total	Fugitive PM2.5	Exhaust PM2.5	PM2.5 Total	Bio- CO2	NBio- CO2	Total CO2	CH4	N2O	CO2e
Category	tons/yr										MT/yr					
Mitigated	0.0000	0.0000	1.0000e-005	0.0000		0.0000	0.0000		0.0000	0.0000	0.0000	2.0000e-005	2.0000e-005	0.0000	0.0000	2.0000e-005
Unmitigated	0.0000	0.0000	1.0000e-005	0.0000		0.0000	0.0000		0.0000	0.0000	0.0000	2.0000e-005	2.0000e-005	0.0000	0.0000	2.0000e-005

6.2 Area by SubCategory

Unmitigated

	ROG	NOx	CO	SO2	Fugitive PM10	Exhaust PM10	PM10 Total	Fugitive PM2.5	Exhaust PM2.5	PM2.5 Total	Bio- CO2	NBio- CO2	Total CO2	CH4	N2O	CO2e
SubCategory	tons/yr										MT/yr					
Architectural Coating	0.0000					0.0000	0.0000		0.0000	0.0000	0.0000	0.0000	0.0000	0.0000	0.0000	0.0000
Consumer Products	0.0000					0.0000	0.0000		0.0000	0.0000	0.0000	0.0000	0.0000	0.0000	0.0000	0.0000
Landscaping	0.0000	0.0000	1.0000e-005	0.0000		0.0000	0.0000		0.0000	0.0000	0.0000	2.0000e-005	2.0000e-005	0.0000	0.0000	2.0000e-005
Total	**0.0000**	**0.0000**	**1.0000e-005**	**0.0000**		**0.0000**	**0.0000**		**0.0000**	**0.0000**	**0.0000**	**2.0000e-005**	**2.0000e-005**	**0.0000**	**0.0000**	**2.0000e-005**

Mitigated

	ROG	NOx	CO	SO2	Fugitive PM10	Exhaust PM10	PM10 Total	Fugitive PM2.5	Exhaust PM2.5	PM2.5 Total	Bio- CO2	NBio- CO2	Total CO2	CH4	N2O	CO2e
SubCategory	tons/yr										MT/yr					
Consumer Products	0.0000					0.0000	0.0000		0.0000	0.0000	0.0000	0.0000	0.0000	0.0000	0.0000	0.0000
Landscaping	0.0000	0.0000	1.0000e-005	0.0000		0.0000	0.0000		0.0000	0.0000	0.0000	2.0000e-005	2.0000e-005	0.0000	0.0000	2.0000e-005

Architectural Coating	0.0000					0.0000	0.0000		0.0000	0.0000	0.0000	0.0000	0.0000	0.0000	0.0000	0.0000
Total	**0.0000**	**0.0000**	**1.0000e-005**	**0.0000**		**0.0000**	**0.0000**		**0.0000**	**0.0000**	**0.0000**	**2.0000e-005**	**2.0000e-005**	**0.0000**	**0.0000**	**2.0000e-005**

7.0 Water Detail

7.1 Mitigation Measures Water

	Total CO2	CH4	N2O	CO2e
Category	MT/yr			
Mitigated	0.0000	0.0000	0.0000	0.0000
Unmitigated	0.0000	0.0000	0.0000	0.0000

7.2 Water by Land Use

Unmitigated

	Indoor/Outdoor Use	Total CO2	CH4	N2O	CO2e
Land Use	Mgal	MT/yr			
User Defined Industrial	0 / 0	0.0000	0.0000	0.0000	0.0000
Total		**0.0000**	**0.0000**	**0.0000**	**0.0000**

Mitigated

	Indoor/Outdoor Use	Total CO2	CH4	N2O	CO2e
Land Use	Mgal	MT/yr			
User Defined Industrial	0 / 0	0.0000	0.0000	0.0000	0.0000
Total		**0.0000**	**0.0000**	**0.0000**	**0.0000**

8.0 Waste Detail

8.1 Mitigation Measures Waste

Category/Year

	Total CO2	CH4	N2O	CO2e
	MT/yr			
Mitigated	0.0000	0.0000	0.0000	0.0000
Unmitigated	0.0000	0.0000	0.0000	0.0000

8.2 Waste by Land Use

Unmitigated

	Waste Disposed	Total CO2	CH4	N2O	CO2e

Land Use	tons	MT/yr			
User Defined Industrial	0	0.0000	0.0000	0.0000	0.0000
Total		**0.0000**	**0.0000**	**0.0000**	**0.0000**

Mitigated

	Waste Disposed	Total CO2	CH4	N2O	CO2e
Land Use	tons	MT/yr			
User Defined Industrial	0	0.0000	0.0000	0.0000	0.0000
Total		**0.0000**	**0.0000**	**0.0000**	**0.0000**

9.0 Operational Offroad

Equipment Type	Number	Hours/Day	Days/Year	Horse Power	Load Factor	Fuel Type

10.0 Vegetation

San Vicente Tunnel - Tunneling

San Diego Air Basin, Annual

1.0 Project Characteristics

1.1 Land Usage

Land Uses	Size	Metric	Lot Acreage	Floor Surface Area	Population
User Defined Industrial	1.00	User Defined Unit	0.00	0.00	0

1.2 Other Project Characteristics

Urbanization	Urban	**Wind Speed (m/s)**	2.6	**Precipitation Freq (Days)**	40
Climate Zone	13			**Operational Year**	2022
Utility Company	San Diego Gas & Electric				
CO2 Intensity (lb/MWhr)	720.49	**CH4 Intensity (lb/MWhr)**	0.029	**N2O Intensity (lb/MWhr)**	0.006

1.3 User Entered Comments & Non-Default Data

Project Characteristics -

Land Use -

Construction Phase - modified

Off-road Equipment - modified

Trips and VMT - modified

Grading - modified

Construction Off-road Equipment Mitigation - All Tier 2 equipment

Off-road Equipment - modified

Off-road Equipment - modified

Off-road Equipment - modified

Off-road Equipment - modified

Off-road Equipment - modified

Off-road Equipment - modified

Off-road Equipment - modified

Table Name	Column Name	Default Value	New Value
tblConstructionPhase	NumDays	0.00	22.00
tblConstructionPhase	NumDays	0.00	13.00
tblConstructionPhase	NumDays	0.00	578.00
tblConstructionPhase	NumDays	0.00	11.00
tblConstructionPhase	NumDays	0.00	24.00
tblConstructionPhase	NumDays	0.00	8.00
tblConstructionPhase	NumDays	0.00	7.00
tblGrading	AcresOfGrading	19.50	0.00
tblGrading	AcresOfGrading	16.50	0.00
tblGrading	MaterialExported	0.00	768.00
tblGrading	MaterialExported	0.00	46,240.00
tblGrading	MaterialExported	0.00	768.00
tblOffRoadEquipment	OffRoadEquipmentUnitAmount	1.00	0.00
tblOffRoadEquipment	OffRoadEquipmentUnitAmount	1.00	0.00
tblOffRoadEquipment	OffRoadEquipmentUnitAmount	1.00	0.00
tblOffRoadEquipment	OffRoadEquipmentUnitAmount	1.00	0.00
tblOffRoadEquipment	OffRoadEquipmentUnitAmount	1.00	0.00
tblOffRoadEquipment	OffRoadEquipmentUnitAmount	2.00	1.00
tblOffRoadEquipment	OffRoadEquipmentUnitAmount	2.00	1.00
tblOffRoadEquipment	OffRoadEquipmentUnitAmount	2.00	1.00
tblOffRoadEquipment	OffRoadEquipmentUnitAmount	1.00	0.00
tblOffRoadEquipment	UsageHours	6.00	8.00
tblOffRoadEquipment	UsageHours	6.00	7.00
tblOffRoadEquipment	UsageHours	6.00	8.00
tblOffRoadEquipment	UsageHours	8.00	7.00
tblProjectCharacteristics	OperationalYear	2014	2022

tblTripsAndVMT	VendorTripNumber	0.00	4.00

2.0 Emissions Summary

2.1 Overall Construction

Unmitigated Construction

	ROG	NOx	CO	SO2	Fugitive PM10	Exhaust PM10	PM10 Total	Fugitive PM2.5	Exhaust PM2.5	PM2.5 Total	Bio- CO2	NBio- CO2	Total CO2	CH4	N2O	CO2e
Year	tons/yr										MT/yr					
2019	0.1548	1.3944	1.3138	2.2800e-003	0.2784	0.0794	0.3577	0.1372	0.0748	0.2120	0.0000	198.9748	198.9748	0.0361	0.0000	199.7338
2020	0.2289	1.9851	2.0844	3.7100e-003	0.2771	0.1127	0.3898	0.1348	0.1062	0.2410	0.0000	317.7619	317.7619	0.0538	0.0000	318.8921
2021	0.1825	1.5666	1.7537	3.1200e-003	0.2835	0.0869	0.3704	0.1389	0.0817	0.2207	0.0000	267.1246	267.1246	0.0482	0.0000	268.1362
Total	**0.5663**	**4.9462**	**5.1518**	**9.1100e-003**	**0.8390**	**0.2790**	**1.1179**	**0.4110**	**0.2627**	**0.6736**	**0.0000**	**783.8614**	**783.8614**	**0.1381**	**0.0000**	**786.7621**

Mitigated Construction

	ROG	NOx	CO	SO2	Fugitive PM10	Exhaust PM10	PM10 Total	Fugitive PM2.5	Exhaust PM2.5	PM2.5 Total	Bio- CO2	NBio- CO2	Total CO2	CH4	N2O	CO2e
Year	tons/yr										MT/yr					
2019	0.1548	1.3944	1.3138	2.2800e-003	0.1523	0.0794	0.2317	0.0687	0.0748	0.1434	0.0000	198.9747	198.9747	0.0361	0.0000	199.7336
2020	0.2289	1.9851	2.0844	3.7100e-003	0.1557	0.1127	0.2684	0.0688	0.1062	0.1750	0.0000	317.7617	317.7617	0.0538	0.0000	318.8918
2021	0.1825	1.5666	1.7537	3.1200e-003	0.1570	0.0869	0.2440	0.0702	0.0817	0.1519	0.0000	267.1244	267.1244	0.0482	0.0000	268.1359
Total	**0.5663**	**4.9462**	**5.1518**	**9.1100e-003**	**0.4651**	**0.2790**	**0.7440**	**0.2076**	**0.2626**	**0.4703**	**0.0000**	**783.8607**	**783.8607**	**0.1381**	**0.0000**	**786.7614**

	ROG	NOx	CO	SO2	Fugitive PM10	Exhaust PM10	PM10 Total	Fugitive PM2.5	Exhaust PM2.5	PM2.5 Total	Bio- CO2	NBio-CO2	Total CO2	CH4	N20	CO2e
Percent Reduction	**0.00**	**0.00**	**0.00**	**0.00**	**44.57**	**0.00**	**33.45**	**49.48**	**0.00**	**30.19**	**0.00**	**0.00**	**0.00**	**0.00**	**0.00**	**0.00**

2.2 Overall Operational

Unmitigated Operational

	ROG	NOx	CO	SO2	Fugitive PM10	Exhaust PM10	PM10 Total	Fugitive PM2.5	Exhaust PM2.5	PM2.5 Total	Bio- CO2	NBio- CO2	Total CO2	CH4	N2O	CO2e
Category	tons/yr										MT/yr					
Area	0.0000	0.0000	1.0000e-005	0.0000		0.0000	0.0000		0.0000	0.0000	0.0000	2.0000e-005	2.0000e-005	0.0000	0.0000	2.0000e-005
Energy	0.0000	0.0000	0.0000	0.0000		0.0000	0.0000		0.0000	0.0000	0.0000	0.0000	0.0000	0.0000	0.0000	0.0000
Mobile	0.0000	0.0000	0.0000	0.0000	0.0000	0.0000	0.0000	0.0000	0.0000	0.0000	0.0000	0.0000	0.0000	0.0000	0.0000	0.0000
Waste						0.0000	0.0000		0.0000	0.0000	0.0000	0.0000	0.0000	0.0000	0.0000	0.0000
Water						0.0000	0.0000		0.0000	0.0000	0.0000	0.0000	0.0000	0.0000	0.0000	0.0000
Total	**0.0000**	**0.0000**	**1.0000e-005**	**0.0000**	**0.0000**	**0.0000**	**0.0000**	**0.0000**	**0.0000**	**0.0000**	**0.0000**	**2.0000e-005**	**2.0000e-005**	**0.0000**	**0.0000**	**2.0000e-005**

Mitigated Operational

	ROG	NOx	CO	SO2	Fugitive PM10	Exhaust PM10	PM10 Total	Fugitive PM2.5	Exhaust PM2.5	PM2.5 Total	Bio- CO2	NBio- CO2	Total CO2	CH4	N2O	CO2e
Category	tons/yr										MT/yr					
Area	0.0000	0.0000	1.0000e-005	0.0000		0.0000	0.0000		0.0000	0.0000	0.0000	2.0000e-005	2.0000e-005	0.0000	0.0000	2.0000e-005
Energy	0.0000	0.0000	0.0000	0.0000		0.0000	0.0000		0.0000	0.0000	0.0000	0.0000	0.0000	0.0000	0.0000	0.0000
Mobile	0.0000	0.0000	0.0000	0.0000	0.0000	0.0000	0.0000	0.0000	0.0000	0.0000	0.0000	0.0000	0.0000	0.0000	0.0000	0.0000

Waste						0.0000	0.0000		0.0000	0.0000	0.0000	0.0000	0.0000	0.0000	0.0000	0.0000
Water						0.0000	0.0000		0.0000	0.0000	0.0000	0.0000	0.0000	0.0000	0.0000	0.0000
Total	**0.0000**	**0.0000**	**1.0000e-005**	**0.0000**	**0.0000**	**0.0000**	**0.0000**	**0.0000**	**0.0000**	**0.0000**	**0.0000**	**2.0000e-005**	**2.0000e-005**	**0.0000**	**0.0000**	**2.0000e-005**

	ROG	NOx	CO	SO2	Fugitive PM10	Exhaust PM10	PM10 Total	Fugitive PM2.5	Exhaust PM2.5	PM2.5 Total	Bio- CO2	NBio-CO2	Total CO2	CH4	N20	CO2e
Percent Reduction	**0.00**	**0.00**	**0.00**	**0.00**	**0.00**	**0.00**	**0.00**	**0.00**	**0.00**	**0.00**	**0.00**	**0.00**	**0.00**	**0.00**	**0.00**	**0.00**

3.0 Construction Detail

Construction Phase

Phase Number	Phase Name	Phase Type	Start Date	End Date	Num Days Week	Num Days	Phase Description
1	Site Prep Portal 1	Site Preparation	5/15/2019	5/31/2019	5	13	
2	Excavation Portal 1	Grading	6/1/2019	7/2/2019	5	22	
3	Tunnel Excavation	Grading	7/3/2019	9/17/2021	5	578	
4	Site Prep Portal 2	Site Preparation	9/18/2021	10/4/2021	5	11	
5	Excavation Portal 2	Grading	10/5/2021	11/5/2021	5	24	
6	Pipeline Connection	Site Preparation	11/6/2021	11/17/2021	5	8	
7	Site Restoration	Site Preparation	11/18/2021	11/26/2021	5	7	

Acres of Grading (Site Preparation Phase): 0

Acres of Grading (Grading Phase): 0

Acres of Paving: 0

Residential Indoor: 0; Residential Outdoor: 0; Non-Residential Indoor: 0; Non-Residential Outdoor: 0 (Architectural Coating – sqft)

OffRoad Equipment

Phase Name	Offroad Equipment Type	Amount	Usage Hours	Horse Power	Load Factor
Site Prep Portal 1	Concrete/Industrial Saws	0	8.00	81	0.73
Site Prep Portal 1	Excavators	0	8.00	162	0.38

Site Prep Portal 1	Graders	1	8.00	174	0.41
Site Prep Portal 1	Rubber Tired Dozers	0	8.00	255	0.40
Site Prep Portal 1	Scrapers	1	8.00	361	0.48
Site Prep Portal 1	Tractors/Loaders/Backhoes	1	8.00	97	0.37
Site Prep Portal 1	Trenchers	0	8.00	80	0.50
Excavation Portal 1	Concrete/Industrial Saws	0	8.00	81	0.73
Excavation Portal 1	Cranes	0	4.00	226	0.29
Excavation Portal 1	Crushing/Proc. Equipment	1	8.00	85	0.78
Excavation Portal 1	Excavators	1	8.00	162	0.38
Excavation Portal 1	Forklifts	0	6.00	89	0.20
Excavation Portal 1	Rubber Tired Dozers	1	1.00	255	0.40
Excavation Portal 1	Tractors/Loaders/Backhoes	1	8.00	97	0.37
Excavation Portal 1	Trenchers	1	8.00	80	0.50
Tunnel Excavation	Cement and Mortar Mixers	0	6.00	9	0.56
Tunnel Excavation	Concrete/Industrial Saws	0	8.00	81	0.73
Tunnel Excavation	Crushing/Proc. Equipment	1	8.00	85	0.78
Tunnel Excavation	Excavators	1	8.00	162	0.38
Tunnel Excavation	Pavers	0	8.00	125	0.42
Tunnel Excavation	Paving Equipment	0	8.00	130	0.36
Tunnel Excavation	Rollers	0	8.00	80	0.38
Tunnel Excavation	Rubber Tired Dozers	1	1.00	255	0.40
Tunnel Excavation	Tractors/Loaders/Backhoes	1	7.00	97	0.37
Tunnel Excavation	Trenchers	1	8.00	80	0.50
Site Prep Portal 2	Graders	1	8.00	174	0.41
Site Prep Portal 2	Scrapers	1	8.00	361	0.48
Site Prep Portal 2	Tractors/Loaders/Backhoes	1	8.00	97	0.37
Excavation Portal 2	Cement and Mortar Mixers	0	6.00	9	0.56
Excavation Portal 2	Concrete/Industrial Saws	0	8.00	81	0.73
Excavation Portal 2	Crushing/Proc. Equipment	1	8.00	85	0.78
Excavation Portal 2	Excavators	1	8.00	162	0.38

Excavation Portal 2	Pavers	0	8.00	125	0.42
Excavation Portal 2	Paving Equipment	0	8.00	130	0.36
Excavation Portal 2	Rollers	0	8.00	80	0.38
Excavation Portal 2	Rubber Tired Dozers	1	1.00	255	0.40
Excavation Portal 2	Tractors/Loaders/Backhoes	1	8.00	97	0.37
Excavation Portal 2	Trenchers	1	8.00	80	0.50
Pipeline Connection	Cement and Mortar Mixers	0	6.00	9	0.56
Pipeline Connection	Graders	0	8.00	174	0.41
Pipeline Connection	Other General Industrial Equipment	4	8.00	87	0.34
Pipeline Connection	Pavers	0	8.00	125	0.42
Pipeline Connection	Paving Equipment	0	8.00	130	0.36
Pipeline Connection	Rollers	0	8.00	80	0.38
Pipeline Connection	Tractors/Loaders/Backhoes	0	7.00	97	0.37
Site Restoration	Cement and Mortar Mixers	0	6.00	9	0.56
Site Restoration	Graders	0	8.00	174	0.41
Site Restoration	Pavers	0	8.00	125	0.42
Site Restoration	Paving Equipment	0	8.00	130	0.36
Site Restoration	Rollers	0	8.00	80	0.38
Site Restoration	Tractors/Loaders/Backhoes	1	8.00	97	0.37

Trips and VMT

Phase Name	Offroad Equipment Count	Worker Trip Number	Vendor Trip Number	Hauling Trip Number	Worker Trip Length	Vendor Trip Length	Hauling Trip Length	Worker Vehicle Class	Vendor Vehicle Class	Hauling Vehicle Class
Site Prep Portal 1	3	8.00	4.00	0.00	10.80	7.30	20.00	LD_Mix	HDT_Mix	HHDT
Excavation Portal 1	5	13.00	0.00	96.00	10.80	7.30	20.00	LD_Mix	HDT_Mix	HHDT
Tunnel Excavation	5	13.00	0.00	5,780.00	10.80	7.30	20.00	LD_Mix	HDT_Mix	HHDT
Site Prep Portal 2	3	8.00	0.00	0.00	10.80	7.30	20.00	LD_Mix	HDT_Mix	HHDT
Excavation Portal 2	5	13.00	0.00	96.00	10.80	7.30	20.00	LD_Mix	HDT_Mix	HHDT
Pipeline Connection	4	10.00	0.00	0.00	10.80	7.30	20.00	LD_Mix	HDT_Mix	HHDT
Site Restoration	1	3.00	0.00	0.00	10.80	7.30	20.00	LD_Mix	HDT_Mix	HHDT

3.1 Mitigation Measures Construction

Water Exposed Area

Clean Paved Roads

3.2 Site Prep Portal 1 - 2019

Unmitigated Construction On-Site

	ROG	NOx	CO	SO2	Fugitive PM10	Exhaust PM10	PM10 Total	Fugitive PM2.5	Exhaust PM2.5	PM2.5 Total	Bio- CO2	NBio- CO2	Total CO2	CH4	N2O	CO2e
Category	tons/yr										MT/yr					
Fugitive Dust					0.0000	0.0000	0.0000	0.0000	0.0000	0.0000	0.0000	0.0000	0.0000	0.0000	0.0000	0.0000
Off-Road	0.0133	0.1469	0.0964	1.6000e-004		7.0000e-003	7.0000e-003		6.4400e-003	6.4400e-003	0.0000	14.1412	14.1412	4.4700e-003	0.0000	14.2352
Total	**0.0133**	**0.1469**	**0.0964**	**1.6000e-004**	**0.0000**	**7.0000e-003**	**7.0000e-003**	**0.0000**	**6.4400e-003**	**6.4400e-003**	**0.0000**	**14.1412**	**14.1412**	**4.4700e-003**	**0.0000**	**14.2352**

Unmitigated Construction Off-Site

	ROG	NOx	CO	SO2	Fugitive PM10	Exhaust PM10	PM10 Total	Fugitive PM2.5	Exhaust PM2.5	PM2.5 Total	Bio- CO2	NBio- CO2	Total CO2	CH4	N2O	CO2e
Category	tons/yr										MT/yr					
Hauling	0.0000	0.0000	0.0000	0.0000	0.0000	0.0000	0.0000	0.0000	0.0000	0.0000	0.0000	0.0000	0.0000	0.0000	0.0000	0.0000
Vendor	2.4000e-004	1.8700e-003	3.0700e-003	1.0000e-005	1.7000e-004	3.0000e-005	2.0000e-004	5.0000e-005	3.0000e-005	7.0000e-005	0.0000	0.5327	0.5327	0.0000	0.0000	0.5327
Worker	1.4000e-004	1.8000e-004	1.6800e-003	1.0000e-005	4.2000e-004	0.0000	4.2000e-004	1.1000e-004	0.0000	1.1000e-004	0.0000	0.3466	0.3466	2.0000e-005	0.0000	0.3469
Total	**3.8000e-004**	**2.0500e-003**	**4.7500e-003**	**2.0000e-005**	**5.9000e-004**	**3.0000e-005**	**6.2000e-004**	**1.6000e-004**	**3.0000e-005**	**1.8000e-004**	**0.0000**	**0.8792**	**0.8792**	**2.0000e-005**	**0.0000**	**0.8796**

Mitigated Construction On-Site

	ROG	NOx	CO	SO2	Fugitive PM10	Exhaust PM10	PM10 Total	Fugitive PM2.5	Exhaust PM2.5	PM2.5 Total	Bio- CO2	NBio- CO2	Total CO2	CH4	N2O	CO2e
Category	tons/yr										MT/yr					
Fugitive Dust					0.0000	0.0000	0.0000	0.0000	0.0000	0.0000	0.0000	0.0000	0.0000	0.0000	0.0000	0.0000
Off-Road	0.0133	0.1469	0.0964	1.6000e-004		7.0000e-003	7.0000e-003		6.4400e-003	6.4400e-003	0.0000	14.1412	14.1412	4.4700e-003	0.0000	14.2352
Total	**0.0133**	**0.1469**	**0.0964**	**1.6000e-004**	**0.0000**	**7.0000e-003**	**7.0000e-003**	**0.0000**	**6.4400e-003**	**6.4400e-003**	**0.0000**	**14.1412**	**14.1412**	**4.4700e-003**	**0.0000**	**14.2352**

Mitigated Construction Off-Site

	ROG	NOx	CO	SO2	Fugitive PM10	Exhaust PM10	PM10 Total	Fugitive PM2.5	Exhaust PM2.5	PM2.5 Total	Bio- CO2	NBio- CO2	Total CO2	CH4	N2O	CO2e
Category	tons/yr										MT/yr					
Hauling	0.0000	0.0000	0.0000	0.0000	0.0000	0.0000	0.0000	0.0000	0.0000	0.0000	0.0000	0.0000	0.0000	0.0000	0.0000	0.0000
Vendor	2.4000e-004	1.8700e-003	3.0700e-003	1.0000e-005	1.7000e-004	3.0000e-005	2.0000e-004	5.0000e-005	3.0000e-005	7.0000e-005	0.0000	0.5327	0.5327	0.0000	0.0000	0.5327
Worker	1.4000e-004	1.8000e-004	1.6800e-003	1.0000e-005	4.2000e-004	0.0000	4.2000e-004	1.1000e-004	0.0000	1.1000e-004	0.0000	0.3466	0.3466	2.0000e-005	0.0000	0.3469
Total	**3.8000e-004**	**2.0500e-003**	**4.7500e-003**	**2.0000e-005**	**5.9000e-004**	**3.0000e-005**	**6.2000e-004**	**1.6000e-004**	**3.0000e-005**	**1.8000e-004**	**0.0000**	**0.8792**	**0.8792**	**2.0000e-005**	**0.0000**	**0.8796**

3.3 Excavation Portal 1 - 2019

Unmitigated Construction On-Site

	ROG	NOx	CO	SO2	Fugitive PM10	Exhaust PM10	PM10 Total	Fugitive PM2.5	Exhaust PM2.5	PM2.5 Total	Bio- CO2	NBio- CO2	Total CO2	CH4	N2O	CO2e

Category	tons/yr										MT/yr					
Fugitive Dust					8.3300e-003	0.0000	8.3300e-003	4.5600e-003	0.0000	4.5600e-003	0.0000	0.0000	0.0000	0.0000	0.0000	0.0000
Off-Road	0.0185	0.1609	0.1517	2.2000e-004		0.0103	0.0103		9.7400e-003	9.7400e-003	0.0000	19.4474	19.4474	4.5900e-003	0.0000	19.5438
Total	**0.0185**	**0.1609**	**0.1517**	**2.2000e-004**	**8.3300e-003**	**0.0103**	**0.0187**	**4.5600e-003**	**9.7400e-003**	**0.0143**	**0.0000**	**19.4474**	**19.4474**	**4.5900e-003**	**0.0000**	**19.5438**

Unmitigated Construction Off-Site

	ROG	NOx	CO	SO2	Fugitive PM10	Exhaust PM10	PM10 Total	Fugitive PM2.5	Exhaust PM2.5	PM2.5 Total	Bio- CO2	NBio- CO2	Total CO2	CH4	N2O	CO2e
Category	tons/yr										MT/yr					
Hauling	8.7000e-004	0.0103	0.0104	4.0000e-005	8.2000e-004	1.6000e-004	9.8000e-004	2.2000e-004	1.4000e-004	3.7000e-004	0.0000	3.1133	3.1133	2.0000e-005	0.0000	3.1138
Vendor	0.0000	0.0000	0.0000	0.0000	0.0000	0.0000	0.0000	0.0000	0.0000	0.0000	0.0000	0.0000	0.0000	0.0000	0.0000	0.0000
Worker	3.7000e-004	5.0000e-004	4.6300e-003	1.0000e-005	1.1500e-003	1.0000e-005	1.1600e-003	3.0000e-004	1.0000e-005	3.1000e-004	0.0000	0.9530	0.9530	5.0000e-005	0.0000	0.9540
Total	**1.2400e-003**	**0.0108**	**0.0150**	**5.0000e-005**	**1.9700e-003**	**1.7000e-004**	**2.1400e-003**	**5.2000e-004**	**1.5000e-004**	**6.8000e-004**	**0.0000**	**4.0663**	**4.0663**	**7.0000e-005**	**0.0000**	**4.0678**

Mitigated Construction On-Site

	ROG	NOx	CO	SO2	Fugitive PM10	Exhaust PM10	PM10 Total	Fugitive PM2.5	Exhaust PM2.5	PM2.5 Total	Bio- CO2	NBio- CO2	Total CO2	CH4	N2O	CO2e
Category	tons/yr										MT/yr					
Fugitive Dust					3.7500e-003	0.0000	3.7500e-003	2.0500e-003	0.0000	2.0500e-003	0.0000	0.0000	0.0000	0.0000	0.0000	0.0000
Off-Road	0.0185	0.1609	0.1517	2.2000e-004		0.0103	0.0103		9.7400e-003	9.7400e-003	0.0000	19.4474	19.4474	4.5900e-003	0.0000	19.5438

Total	**0.0185**	**0.1609**	**0.1517**	**2.2000e-004**	**3.7500e-003**	**0.0103**	**0.0141**	**2.0500e-003**	**9.7400e-003**	**0.0118**	**0.0000**	**19.4474**	**19.4474**	**4.5900e-003**	**0.0000**	**19.5438**

Mitigated Construction Off-Site

	ROG	NOx	CO	SO2	Fugitive PM10	Exhaust PM10	PM10 Total	Fugitive PM2.5	Exhaust PM2.5	PM2.5 Total	Bio- CO2	NBio- CO2	Total CO2	CH4	N2O	CO2e
Category	tons/yr										MT/yr					
Hauling	8.7000e-004	0.0103	0.0104	4.0000e-005	8.2000e-004	1.6000e-004	9.8000e-004	2.2000e-004	1.4000e-004	3.7000e-004	0.0000	3.1133	3.1133	2.0000e-005	0.0000	3.1138
Vendor	0.0000	0.0000	0.0000	0.0000	0.0000	0.0000	0.0000	0.0000	0.0000	0.0000	0.0000	0.0000	0.0000	0.0000	0.0000	0.0000
Worker	3.7000e-004	5.0000e-004	4.6300e-003	1.0000e-005	1.1500e-003	1.0000e-005	1.1600e-003	3.0000e-004	1.0000e-005	3.1000e-004	0.0000	0.9530	0.9530	5.0000e-005	0.0000	0.9540
Total	**1.2400e-003**	**0.0108**	**0.0150**	**5.0000e-005**	**1.9700e-003**	**1.7000e-004**	**2.1400e-003**	**5.2000e-004**	**1.5000e-004**	**6.8000e-004**	**0.0000**	**4.0663**	**4.0663**	**7.0000e-005**	**0.0000**	**4.0678**

3.4 Tunnel Excavation - 2019

Unmitigated Construction On-Site

	ROG	NOx	CO	SO2	Fugitive PM10	Exhaust PM10	PM10 Total	Fugitive PM2.5	Exhaust PM2.5	PM2.5 Total	Bio- CO2	NBio- CO2	Total CO2	CH4	N2O	CO2e
Category	tons/yr										MT/yr					
Fugitive Dust					0.2208	0.0000	0.2208	0.1201	0.0000	0.1201	0.0000	0.0000	0.0000	0.0000	0.0000	0.0000
Off-Road	0.1074	0.9320	0.8779	1.2700e-003		0.0597	0.0597		0.0564	0.0564	0.0000	112.6495	112.6495	0.0264	0.0000	113.2042
Total	**0.1074**	**0.9320**	**0.8779**	**1.2700e-003**	**0.2208**	**0.0597**	**0.2805**	**0.1201**	**0.0564**	**0.1765**	**0.0000**	**112.6495**	**112.6495**	**0.0264**	**0.0000**	**113.2042**

Unmitigated Construction Off-Site

	ROG	NOx	CO	SO2	Fugitive PM10	Exhaust PM10	PM10 Total	Fugitive PM2.5	Exhaust PM2.5	PM2.5 Total	Bio- CO2	NBio- CO2	Total CO2	CH4	N2O	CO2e
Category	tons/yr										MT/yr					
Hauling	0.0118	0.1388	0.1406	4.8000e-004	0.0399	2.1300e-003	0.0420	0.0101	1.9600e-003	0.0121	0.0000	42.1597	42.1597	3.0000e-004	0.0000	42.1661
Vendor	0.0000	0.0000	0.0000	0.0000	0.0000	0.0000	0.0000	0.0000	0.0000	0.0000	0.0000	0.0000	0.0000	0.0000	0.0000	0.0000
Worker	2.2100e-003	2.9300e-003	0.0274	8.0000e-005	6.7800e-003	5.0000e-005	6.8300e-003	1.8000e-003	5.0000e-005	1.8500e-003	0.0000	5.6315	5.6315	2.7000e-004	0.0000	5.6371
Total	**0.0140**	**0.1418**	**0.1680**	**5.6000e-004**	**0.0467**	**2.1800e-003**	**0.0489**	**0.0119**	**2.0100e-003**	**0.0139**	**0.0000**	**47.7912**	**47.7912**	**5.7000e-004**	**0.0000**	**47.8032**

Mitigated Construction On-Site

	ROG	NOx	CO	SO2	Fugitive PM10	Exhaust PM10	PM10 Total	Fugitive PM2.5	Exhaust PM2.5	PM2.5 Total	Bio- CO2	NBio- CO2	Total CO2	CH4	N2O	CO2e
Category	tons/yr										MT/yr					
Fugitive Dust					0.0994	0.0000	0.0994	0.0540	0.0000	0.0540	0.0000	0.0000	0.0000	0.0000	0.0000	0.0000
Off-Road	0.1074	0.9320	0.8779	1.2700e-003		0.0597	0.0597		0.0564	0.0564	0.0000	112.6494	112.6494	0.0264	0.0000	113.2041
Total	**0.1074**	**0.9320**	**0.8779**	**1.2700e-003**	**0.0994**	**0.0597**	**0.1591**	**0.0540**	**0.0564**	**0.1104**	**0.0000**	**112.6494**	**112.6494**	**0.0264**	**0.0000**	**113.2041**

Mitigated Construction Off-Site

	ROG	NOx	CO	SO2	Fugitive PM10	Exhaust PM10	PM10 Total	Fugitive PM2.5	Exhaust PM2.5	PM2.5 Total	Bio- CO2	NBio- CO2	Total CO2	CH4	N2O	CO2e
Category	tons/yr										MT/yr					

Hauling	0.0118	0.1388	0.1406	4.8000e-004	0.0399	2.1300e-003	0.0420	0.0101	1.9600e-003	0.0121	0.0000	42.1597	42.1597	3.0000e-004	0.0000	42.1661
Vendor	0.0000	0.0000	0.0000	0.0000	0.0000	0.0000	0.0000	0.0000	0.0000	0.0000	0.0000	0.0000	0.0000	0.0000	0.0000	0.0000
Worker	2.2100e-003	2.9300e-003	0.0274	8.0000e-005	6.7800e-003	5.0000e-005	6.8300e-003	1.8000e-003	5.0000e-005	1.8500e-003	0.0000	5.6315	5.6315	2.7000e-004	0.0000	5.6371
Total	**0.0140**	**0.1418**	**0.1680**	**5.6000e-004**	**0.0467**	**2.1800e-003**	**0.0489**	**0.0119**	**2.0100e-003**	**0.0139**	**0.0000**	**47.7912**	**47.7912**	**5.7000e-004**	**0.0000**	**47.8032**

3.4 Tunnel Excavation - 2020

Unmitigated Construction On-Site

	ROG	NOx	CO	SO2	Fugitive PM10	Exhaust PM10	PM10 Total	Fugitive PM2.5	Exhaust PM2.5	PM2.5 Total	Bio- CO2	NBio- CO2	Total CO2	CH4	N2O	CO2e
Category	tons/yr										MT/yr					
Fugitive Dust					0.2208	0.0000	0.2208	0.1201	0.0000	0.1201	0.0000	0.0000	0.0000	0.0000	0.0000	0.0000
Off-Road	0.2015	1.7393	1.7545	2.5700e-003		0.1083	0.1083		0.1022	0.1022	0.0000	223.8443	223.8443	0.0527	0.0000	224.9508
Total	**0.2015**	**1.7393**	**1.7545**	**2.5700e-003**	**0.2208**	**0.1083**	**0.3291**	**0.1201**	**0.1022**	**0.2223**	**0.0000**	**223.8443**	**223.8443**	**0.0527**	**0.0000**	**224.9508**

Unmitigated Construction Off-Site

	ROG	NOx	CO	SO2	Fugitive PM10	Exhaust PM10	PM10 Total	Fugitive PM2.5	Exhaust PM2.5	PM2.5 Total	Bio- CO2	NBio- CO2	Total CO2	CH4	N2O	CO2e
Category	tons/yr										MT/yr					
Hauling	0.0232	0.2403	0.2783	9.7000e-004	0.0427	4.2300e-003	0.0469	0.0111	3.8900e-003	0.0150	0.0000	83.0255	83.0255	6.1000e-004	0.0000	83.0383
Vendor	0.0000	0.0000	0.0000	0.0000	0.0000	0.0000	0.0000	0.0000	0.0000	0.0000	0.0000	0.0000	0.0000	0.0000	0.0000	0.0000
Worker	4.2200e-003	5.5200e-003	0.0516	1.7000e-004	0.0137	1.0000e-004	0.0138	3.6300e-003	9.0000e-005	3.7200e-003	0.0000	10.8922	10.8922	5.2000e-004	0.0000	10.9031
Total	**0.0274**	**0.2458**	**0.3298**	**1.1400e-003**	**0.0563**	**4.3300e-003**	**0.0607**	**0.0148**	**3.9800e-003**	**0.0187**	**0.0000**	**93.9177**	**93.9177**	**1.1300e-003**	**0.0000**	**93.9413**

Mitigated Construction On-Site

	ROG	NOx	CO	SO2	Fugitive PM10	Exhaust PM10	PM10 Total	Fugitive PM2.5	Exhaust PM2.5	PM2.5 Total	Bio- CO2	NBio- CO2	Total CO2	CH4	N2O	CO2e
Category	tons/yr										MT/yr					
Fugitive Dust					0.0994	0.0000	0.0994	0.0540	0.0000	0.0540	0.0000	0.0000	0.0000	0.0000	0.0000	0.0000
Off-Road	0.2015	1.7393	1.7545	2.5700e-003		0.1083	0.1083		0.1022	0.1022	0.0000	223.8440	223.8440	0.0527	0.0000	224.9505
Total	**0.2015**	**1.7393**	**1.7545**	**2.5700e-003**	**0.0994**	**0.1083**	**0.2077**	**0.0540**	**0.1022**	**0.1562**	**0.0000**	**223.8440**	**223.8440**	**0.0527**	**0.0000**	**224.9505**

Mitigated Construction Off-Site

	ROG	NOx	CO	SO2	Fugitive PM10	Exhaust PM10	PM10 Total	Fugitive PM2.5	Exhaust PM2.5	PM2.5 Total	Bio- CO2	NBio- CO2	Total CO2	CH4	N2O	CO2e
Category	tons/yr										MT/yr					
Hauling	0.0232	0.2403	0.2783	9.7000e-004	0.0427	4.2300e-003	0.0469	0.0111	3.8900e-003	0.0150	0.0000	83.0255	83.0255	6.1000e-004	0.0000	83.0383
Vendor	0.0000	0.0000	0.0000	0.0000	0.0000	0.0000	0.0000	0.0000	0.0000	0.0000	0.0000	0.0000	0.0000	0.0000	0.0000	0.0000
Worker	4.2200e-003	5.5200e-003	0.0516	1.7000e-004	0.0137	1.0000e-004	0.0138	3.6300e-003	9.0000e-005	3.7200e-003	0.0000	10.8922	10.8922	5.2000e-004	0.0000	10.9031
Total	**0.0274**	**0.2458**	**0.3298**	**1.1400e-003**	**0.0563**	**4.3300e-003**	**0.0607**	**0.0148**	**3.9800e-003**	**0.0187**	**0.0000**	**93.9177**	**93.9177**	**1.1300e-003**	**0.0000**	**93.9413**

3.4 Tunnel Excavation - 2021

Unmitigated Construction On-Site

	ROG	NOx	CO	SO2	Fugitive PM10	Exhaust PM10	PM10 Total	Fugitive PM2.5	Exhaust PM2.5	PM2.5 Total	Bio- CO2	NBio- CO2	Total CO2	CH4	N2O	CO2e
Category	tons/yr										MT/yr					
Fugitive Dust					0.2208	0.0000	0.2208	0.1201	0.0000	0.1201	0.0000	0.0000	0.0000	0.0000	0.0000	0.0000
Off-Road	0.1315	1.1259	1.2326	1.8200e-003		0.0676	0.0676		0.0637	0.0637	0.0000	158.9234	158.9234	0.0371	0.0000	159.7028
Total	**0.1315**	**1.1259**	**1.2326**	**1.8200e-003**	**0.2208**	**0.0676**	**0.2884**	**0.1201**	**0.0637**	**0.1838**	**0.0000**	**158.9234**	**158.9234**	**0.0371**	**0.0000**	**159.7028**

Unmitigated Construction Off-Site

	ROG	NOx	CO	SO2	Fugitive PM10	Exhaust PM10	PM10 Total	Fugitive PM2.5	Exhaust PM2.5	PM2.5 Total	Bio- CO2	NBio- CO2	Total CO2	CH4	N2O	CO2e
Category	tons/yr										MT/yr					
Hauling	0.0159	0.1414	0.1928	6.9000e-004	0.0411	2.9500e-003	0.0440	0.0105	2.7200e-003	0.0133	0.0000	58.8449	58.8449	4.4000e-004	0.0000	58.8541
Vendor	0.0000	0.0000	0.0000	0.0000	0.0000	0.0000	0.0000	0.0000	0.0000	0.0000	0.0000	0.0000	0.0000	0.0000	0.0000	0.0000
Worker	2.8500e-003	3.6800e-003	0.0347	1.2000e-004	9.7000e-003	7.0000e-005	9.7700e-003	2.5800e-003	7.0000e-005	2.6400e-003	0.0000	7.6036	7.6036	3.5000e-004	0.0000	7.6110
Total	**0.0188**	**0.1451**	**0.2275**	**8.1000e-004**	**0.0508**	**3.0200e-003**	**0.0538**	**0.0131**	**2.7900e-003**	**0.0159**	**0.0000**	**66.4486**	**66.4486**	**7.9000e-004**	**0.0000**	**66.4652**

Mitigated Construction On-Site

	ROG	NOx	CO	SO2	Fugitive PM10	Exhaust PM10	PM10 Total	Fugitive PM2.5	Exhaust PM2.5	PM2.5 Total	Bio- CO2	NBio- CO2	Total CO2	CH4	N2O	CO2e
Category	tons/yr										MT/yr					
Fugitive Dust					0.0994	0.0000	0.0994	0.0540	0.0000	0.0540	0.0000	0.0000	0.0000	0.0000	0.0000	0.0000

Off-Road	0.1315	1.1259	1.2326	1.8200e-003		0.0676	0.0676		0.0637	0.0637	0.0000	158.9232	158.9232	0.0371	0.0000	159.7026
Total	**0.1315**	**1.1259**	**1.2326**	**1.8200e-003**	**0.0994**	**0.0676**	**0.1670**	**0.0540**	**0.0637**	**0.1178**	**0.0000**	**158.9232**	**158.9232**	**0.0371**	**0.0000**	**159.7026**

Mitigated Construction Off-Site

	ROG	NOx	CO	SO2	Fugitive PM10	Exhaust PM10	PM10 Total	Fugitive PM2.5	Exhaust PM2.5	PM2.5 Total	Bio- CO2	NBio- CO2	Total CO2	CH4	N2O	CO2e
Category	tons/yr										MT/yr					
Hauling	0.0159	0.1414	0.1928	6.9000e-004	0.0411	2.9500e-003	0.0440	0.0105	2.7200e-003	0.0133	0.0000	58.8449	58.8449	4.4000e-004	0.0000	58.8541
Vendor	0.0000	0.0000	0.0000	0.0000	0.0000	0.0000	0.0000	0.0000	0.0000	0.0000	0.0000	0.0000	0.0000	0.0000	0.0000	0.0000
Worker	2.8500e-003	3.6800e-003	0.0347	1.2000e-004	9.7000e-003	7.0000e-005	9.7700e-003	2.5800e-003	7.0000e-005	2.6400e-003	0.0000	7.6036	7.6036	3.5000e-004	0.0000	7.6110
Total	**0.0188**	**0.1451**	**0.2275**	**8.1000e-004**	**0.0508**	**3.0200e-003**	**0.0538**	**0.0131**	**2.7900e-003**	**0.0159**	**0.0000**	**66.4486**	**66.4486**	**7.9000e-004**	**0.0000**	**66.4652**

3.5 Site Prep Portal 2 - 2021

Unmitigated Construction On-Site

	ROG	NOx	CO	SO2	Fugitive PM10	Exhaust PM10	PM10 Total	Fugitive PM2.5	Exhaust PM2.5	PM2.5 Total	Bio- CO2	NBio- CO2	Total CO2	CH4	N2O	CO2e
Category	tons/yr										MT/yr					
Fugitive Dust					0.0000	0.0000	0.0000	0.0000	0.0000	0.0000	0.0000	0.0000	0.0000	0.0000	0.0000	0.0000
Off-Road	9.5600e-003	0.1018	0.0750	1.3000e-004		4.7400e-003	4.7400e-003		4.3600e-003	4.3600e-003	0.0000	11.7099	11.7099	3.7900e-003	0.0000	11.7895
Total	**9.5600e-003**	**0.1018**	**0.0750**	**1.3000e-004**	**0.0000**	**4.7400e-003**	**4.7400e-003**	**0.0000**	**4.3600e-003**	**4.3600e-003**	**0.0000**	**11.7099**	**11.7099**	**3.7900e-003**	**0.0000**	**11.7895**

Unmitigated Construction Off-Site

	ROG	NOx	CO	SO2	Fugitive PM10	Exhaust PM10	PM10 Total	Fugitive PM2.5	Exhaust PM2.5	PM2.5 Total	Bio- CO2	NBio- CO2	Total CO2	CH4	N2O	CO2e
Category	tons/yr										MT/yr					
Hauling	0.0000	0.0000	0.0000	0.0000	0.0000	0.0000	0.0000	0.0000	0.0000	0.0000	0.0000	0.0000	0.0000	0.0000	0.0000	0.0000
Vendor	0.0000	0.0000	0.0000	0.0000	0.0000	0.0000	0.0000	0.0000	0.0000	0.0000	0.0000	0.0000	0.0000	0.0000	0.0000	0.0000
Worker	1.0000e-004	1.3000e-004	1.2600e-003	0.0000	3.5000e-004	0.0000	3.6000e-004	9.0000e-005	0.0000	1.0000e-004	0.0000	0.2767	0.2767	1.0000e-005	0.0000	0.2770
Total	**1.0000e-004**	**1.3000e-004**	**1.2600e-003**	**0.0000**	**3.5000e-004**	**0.0000**	**3.6000e-004**	**9.0000e-005**	**0.0000**	**1.0000e-004**	**0.0000**	**0.2767**	**0.2767**	**1.0000e-005**	**0.0000**	**0.2770**

Mitigated Construction On-Site

	ROG	NOx	CO	SO2	Fugitive PM10	Exhaust PM10	PM10 Total	Fugitive PM2.5	Exhaust PM2.5	PM2.5 Total	Bio- CO2	NBio- CO2	Total CO2	CH4	N2O	CO2e
Category	tons/yr										MT/yr					
Fugitive Dust					0.0000	0.0000	0.0000	0.0000	0.0000	0.0000	0.0000	0.0000	0.0000	0.0000	0.0000	0.0000
Off-Road	9.5600e-003	0.1018	0.0750	1.3000e-004		4.7400e-003	4.7400e-003		4.3600e-003	4.3600e-003	0.0000	11.7099	11.7099	3.7900e-003	0.0000	11.7895
Total	**9.5600e-003**	**0.1018**	**0.0750**	**1.3000e-004**	**0.0000**	**4.7400e-003**	**4.7400e-003**	**0.0000**	**4.3600e-003**	**4.3600e-003**	**0.0000**	**11.7099**	**11.7099**	**3.7900e-003**	**0.0000**	**11.7895**

Mitigated Construction Off-Site

	ROG	NOx	CO	SO2	Fugitive PM10	Exhaust PM10	PM10 Total	Fugitive PM2.5	Exhaust PM2.5	PM2.5 Total	Bio- CO2	NBio- CO2	Total CO2	CH4	N2O	CO2e
Category	tons/yr										MT/yr					

Hauling	0.0000	0.0000	0.0000	0.0000	0.0000	0.0000	0.0000	0.0000	0.0000	0.0000	0.0000	0.0000	0.0000	0.0000	0.0000	0.0000
Vendor	0.0000	0.0000	0.0000	0.0000	0.0000	0.0000	0.0000	0.0000	0.0000	0.0000	0.0000	0.0000	0.0000	0.0000	0.0000	0.0000
Worker	1.0000e-004	1.3000e-004	1.2600e-003	0.0000	3.5000e-004	0.0000	3.6000e-004	9.0000e-005	0.0000	1.0000e-004	0.0000	0.2767	0.2767	1.0000e-005	0.0000	0.2770
Total	**1.0000e-004**	**1.3000e-004**	**1.2600e-003**	**0.0000**	**3.5000e-004**	**0.0000**	**3.6000e-004**	**9.0000e-005**	**0.0000**	**1.0000e-004**	**0.0000**	**0.2767**	**0.2767**	**1.0000e-005**	**0.0000**	**0.2770**

3.6 Excavation Portal 2 - 2021

Unmitigated Construction On-Site

	ROG	NOx	CO	SO2	Fugitive PM10	Exhaust PM10	PM10 Total	Fugitive PM2.5	Exhaust PM2.5	PM2.5 Total	Bio- CO2	NBio- CO2	Total CO2	CH4	N2O	CO2e
Category	tons/yr										MT/yr					
Fugitive Dust					9.0900e-003	0.0000	9.0900e-003	4.9700e-003	0.0000	4.9700e-003	0.0000	0.0000	0.0000	0.0000	0.0000	0.0000
Off-Road	0.0173	0.1481	0.1624	2.4000e-004		8.8900e-003	8.8900e-003		8.3800e-003	8.3800e-003	0.0000	20.9157	20.9157	4.9200e-003	0.0000	21.0191
Total	**0.0173**	**0.1481**	**0.1624**	**2.4000e-004**	**9.0900e-003**	**8.8900e-003**	**0.0180**	**4.9700e-003**	**8.3800e-003**	**0.0134**	**0.0000**	**20.9157**	**20.9157**	**4.9200e-003**	**0.0000**	**21.0191**

Unmitigated Construction Off-Site

	ROG	NOx	CO	SO2	Fugitive PM10	Exhaust PM10	PM10 Total	Fugitive PM2.5	Exhaust PM2.5	PM2.5 Total	Bio- CO2	NBio- CO2	Total CO2	CH4	N2O	CO2e
Category	tons/yr										MT/yr					
Hauling	8.2000e-004	7.3000e-003	9.9500e-003	4.0000e-005	8.2000e-004	1.5000e-004	9.7000e-004	2.2000e-004	1.4000e-004	3.6000e-004	0.0000	3.0372	3.0372	2.0000e-005	0.0000	3.0376
Vendor	0.0000	0.0000	0.0000	0.0000	0.0000	0.0000	0.0000	0.0000	0.0000	0.0000	0.0000	0.0000	0.0000	0.0000	0.0000	0.0000
Worker	3.7000e-004	4.8000e-004	4.4800e-003	2.0000e-005	1.2500e-003	1.0000e-005	1.2600e-003	3.3000e-004	1.0000e-005	3.4000e-004	0.0000	0.9811	0.9811	5.0000e-005	0.0000	0.9821
Total	**1.1900e-003**	**7.7800e-003**	**0.0144**	**6.0000e-005**	**2.0700e-003**	**1.6000e-004**	**2.2300e-003**	**5.5000e-004**	**1.5000e-004**	**7.0000e-004**	**0.0000**	**4.0183**	**4.0183**	**7.0000e-005**	**0.0000**	**4.0197**

Mitigated Construction On-Site

	ROG	NOx	CO	SO2	Fugitive PM10	Exhaust PM10	PM10 Total	Fugitive PM2.5	Exhaust PM2.5	PM2.5 Total	Bio- CO2	NBio- CO2	Total CO2	CH4	N2O	CO2e
Category	tons/yr										MT/yr					
Fugitive Dust					4.0900e-003	0.0000	4.0900e-003	2.2400e-003	0.0000	2.2400e-003	0.0000	0.0000	0.0000	0.0000	0.0000	0.0000
Off-Road	0.0173	0.1481	0.1624	2.4000e-004		8.8900e-003	8.8900e-003		8.3800e-003	8.3800e-003	0.0000	20.9157	20.9157	4.9200e-003	0.0000	21.0190
Total	**0.0173**	**0.1481**	**0.1624**	**2.4000e-004**	**4.0900e-003**	**8.8900e-003**	**0.0130**	**2.2400e-003**	**8.3800e-003**	**0.0106**	**0.0000**	**20.9157**	**20.9157**	**4.9200e-003**	**0.0000**	**21.0190**

Mitigated Construction Off-Site

	ROG	NOx	CO	SO2	Fugitive PM10	Exhaust PM10	PM10 Total	Fugitive PM2.5	Exhaust PM2.5	PM2.5 Total	Bio- CO2	NBio- CO2	Total CO2	CH4	N2O	CO2e
Category	tons/yr										MT/yr					
Hauling	8.2000e-004	7.3000e-003	9.9500e-003	4.0000e-005	8.2000e-004	1.5000e-004	9.7000e-004	2.2000e-004	1.4000e-004	3.6000e-004	0.0000	3.0372	3.0372	2.0000e-005	0.0000	3.0376
Vendor	0.0000	0.0000	0.0000	0.0000	0.0000	0.0000	0.0000	0.0000	0.0000	0.0000	0.0000	0.0000	0.0000	0.0000	0.0000	0.0000
Worker	3.7000e-004	4.8000e-004	4.4800e-003	2.0000e-005	1.2500e-003	1.0000e-005	1.2600e-003	3.3000e-004	1.0000e-005	3.4000e-004	0.0000	0.9811	0.9811	5.0000e-005	0.0000	0.9821
Total	**1.1900e-003**	**7.7800e-003**	**0.0144**	**6.0000e-005**	**2.0700e-003**	**1.6000e-004**	**2.2300e-003**	**5.5000e-004**	**1.5000e-004**	**7.0000e-004**	**0.0000**	**4.0183**	**4.0183**	**7.0000e-005**	**0.0000**	**4.0197**

3.7 Pipeline Connection - 2021

Unmitigated Construction On-Site

	ROG	NOx	CO	SO2	Fugitive PM10	Exhaust PM10	PM10 Total	Fugitive PM2.5	Exhaust PM2.5	PM2.5 Total	Bio- CO2	NBio- CO2	Total CO2	CH4	N2O	CO2e
Category	tons/yr										MT/yr					
Fugitive Dust					0.0000	0.0000	0.0000	0.0000	0.0000	0.0000	0.0000	0.0000	0.0000	0.0000	0.0000	0.0000
Off-Road	3.3700e-003	0.0310	0.0312	4.0000e-005		2.1400e-003	2.1400e-003		1.9600e-003	1.9600e-003	0.0000	3.5591	3.5591	1.1500e-003	0.0000	3.5832
Total	**3.3700e-003**	**0.0310**	**0.0312**	**4.0000e-005**	**0.0000**	**2.1400e-003**	**2.1400e-003**	**0.0000**	**1.9600e-003**	**1.9600e-003**	**0.0000**	**3.5591**	**3.5591**	**1.1500e-003**	**0.0000**	**3.5832**

Unmitigated Construction Off-Site

	ROG	NOx	CO	SO2	Fugitive PM10	Exhaust PM10	PM10 Total	Fugitive PM2.5	Exhaust PM2.5	PM2.5 Total	Bio- CO2	NBio- CO2	Total CO2	CH4	N2O	CO2e
Category	tons/yr										MT/yr					
Hauling	0.0000	0.0000	0.0000	0.0000	0.0000	0.0000	0.0000	0.0000	0.0000	0.0000	0.0000	0.0000	0.0000	0.0000	0.0000	0.0000
Vendor	0.0000	0.0000	0.0000	0.0000	0.0000	0.0000	0.0000	0.0000	0.0000	0.0000	0.0000	0.0000	0.0000	0.0000	0.0000	0.0000
Worker	9.0000e-005	1.2000e-004	1.1500e-003	0.0000	3.2000e-004	0.0000	3.2000e-004	9.0000e-005	0.0000	9.0000e-005	0.0000	0.2516	0.2516	1.0000e-005	0.0000	0.2518
Total	**9.0000e-005**	**1.2000e-004**	**1.1500e-003**	**0.0000**	**3.2000e-004**	**0.0000**	**3.2000e-004**	**9.0000e-005**	**0.0000**	**9.0000e-005**	**0.0000**	**0.2516**	**0.2516**	**1.0000e-005**	**0.0000**	**0.2518**

Mitigated Construction On-Site

	ROG	NOx	CO	SO2	Fugitive PM10	Exhaust PM10	PM10 Total	Fugitive PM2.5	Exhaust PM2.5	PM2.5 Total	Bio- CO2	NBio- CO2	Total CO2	CH4	N2O	CO2e
Category	tons/yr										MT/yr					
Fugitive Dust					0.0000	0.0000	0.0000	0.0000	0.0000	0.0000	0.0000	0.0000	0.0000	0.0000	0.0000	0.0000

Off-Road	3.3700e-003	0.0310	0.0312	4.0000e-005		2.1400e-003	2.1400e-003		1.9600e-003	1.9600e-003	0.0000	3.5591	3.5591	1.1500e-003	0.0000	3.5832
Total	**3.3700e-003**	**0.0310**	**0.0312**	**4.0000e-005**	**0.0000**	**2.1400e-003**	**2.1400e-003**	**0.0000**	**1.9600e-003**	**1.9600e-003**	**0.0000**	**3.5591**	**3.5591**	**1.1500e-003**	**0.0000**	**3.5832**

Mitigated Construction Off-Site

	ROG	NOx	CO	SO2	Fugitive PM10	Exhaust PM10	PM10 Total	Fugitive PM2.5	Exhaust PM2.5	PM2.5 Total	Bio- CO2	NBio- CO2	Total CO2	CH4	N2O	CO2e
Category	tons/yr										MT/yr					
Hauling	0.0000	0.0000	0.0000	0.0000	0.0000	0.0000	0.0000	0.0000	0.0000	0.0000	0.0000	0.0000	0.0000	0.0000	0.0000	0.0000
Vendor	0.0000	0.0000	0.0000	0.0000	0.0000	0.0000	0.0000	0.0000	0.0000	0.0000	0.0000	0.0000	0.0000	0.0000	0.0000	0.0000
Worker	9.0000e-005	1.2000e-004	1.1500e-003	0.0000	3.2000e-004	0.0000	3.2000e-004	9.0000e-005	0.0000	9.0000e-005	0.0000	0.2516	0.2516	1.0000e-005	0.0000	0.2518
Total	**9.0000e-005**	**1.2000e-004**	**1.1500e-003**	**0.0000**	**3.2000e-004**	**0.0000**	**3.2000e-004**	**9.0000e-005**	**0.0000**	**9.0000e-005**	**0.0000**	**0.2516**	**0.2516**	**1.0000e-005**	**0.0000**	**0.2518**

3.8 Site Restoration - 2021

Unmitigated Construction On-Site

	ROG	NOx	CO	SO2	Fugitive PM10	Exhaust PM10	PM10 Total	Fugitive PM2.5	Exhaust PM2.5	PM2.5 Total	Bio- CO2	NBio- CO2	Total CO2	CH4	N2O	CO2e
Category	tons/yr										MT/yr					
Fugitive Dust					0.0000	0.0000	0.0000	0.0000	0.0000	0.0000	0.0000	0.0000	0.0000	0.0000	0.0000	0.0000
Off-Road	6.6000e-004	6.6400e-003	7.9100e-003	1.0000e-005		3.9000e-004	3.9000e-004		3.6000e-004	3.6000e-004	0.0000	0.9554	0.9554	3.1000e-004	0.0000	0.9619
Total	**6.6000e-004**	**6.6400e-003**	**7.9100e-003**	**1.0000e-005**	**0.0000**	**3.9000e-004**	**3.9000e-004**	**0.0000**	**3.6000e-004**	**3.6000e-004**	**0.0000**	**0.9554**	**0.9554**	**3.1000e-004**	**0.0000**	**0.9619**

Unmitigated Construction Off-Site

	ROG	NOx	CO	SO2	Fugitive PM10	Exhaust PM10	PM10 Total	Fugitive PM2.5	Exhaust PM2.5	PM2.5 Total	Bio- CO2	NBio- CO2	Total CO2	CH4	N2O	CO2e
Category	tons/yr										MT/yr					
Hauling	0.0000	0.0000	0.0000	0.0000	0.0000	0.0000	0.0000	0.0000	0.0000	0.0000	0.0000	0.0000	0.0000	0.0000	0.0000	0.0000
Vendor	0.0000	0.0000	0.0000	0.0000	0.0000	0.0000	0.0000	0.0000	0.0000	0.0000	0.0000	0.0000	0.0000	0.0000	0.0000	0.0000
Worker	2.0000e-005	3.0000e-005	3.0000e-004	0.0000	8.0000e-005	0.0000	8.0000e-005	2.0000e-005	0.0000	2.0000e-005	0.0000	0.0660	0.0660	0.0000	0.0000	0.0661
Total	**2.0000e-005**	**3.0000e-005**	**3.0000e-004**	**0.0000**	**8.0000e-005**	**0.0000**	**8.0000e-005**	**2.0000e-005**	**0.0000**	**2.0000e-005**	**0.0000**	**0.0660**	**0.0660**	**0.0000**	**0.0000**	**0.0661**

Mitigated Construction On-Site

	ROG	NOx	CO	SO2	Fugitive PM10	Exhaust PM10	PM10 Total	Fugitive PM2.5	Exhaust PM2.5	PM2.5 Total	Bio- CO2	NBio- CO2	Total CO2	CH4	N2O	CO2e
Category	tons/yr										MT/yr					
Fugitive Dust					0.0000	0.0000	0.0000	0.0000	0.0000	0.0000	0.0000	0.0000	0.0000	0.0000	0.0000	0.0000
Off-Road	6.6000e-004	6.6400e-003	7.9100e-003	1.0000e-005		3.9000e-004	3.9000e-004		3.6000e-004	3.6000e-004	0.0000	0.9554	0.9554	3.1000e-004	0.0000	0.9619
Total	**6.6000e-004**	**6.6400e-003**	**7.9100e-003**	**1.0000e-005**	**0.0000**	**3.9000e-004**	**3.9000e-004**	**0.0000**	**3.6000e-004**	**3.6000e-004**	**0.0000**	**0.9554**	**0.9554**	**3.1000e-004**	**0.0000**	**0.9619**

Mitigated Construction Off-Site

	ROG	NOx	CO	SO2	Fugitive PM10	Exhaust PM10	PM10 Total	Fugitive PM2.5	Exhaust PM2.5	PM2.5 Total	Bio- CO2	NBio- CO2	Total CO2	CH4	N2O	CO2e
Category	tons/yr										MT/yr					

Hauling	0.0000	0.0000	0.0000	0.0000	0.0000	0.0000	0.0000	0.0000	0.0000	0.0000	0.0000	0.0000	0.0000	0.0000	0.0000	0.0000
Vendor	0.0000	0.0000	0.0000	0.0000	0.0000	0.0000	0.0000	0.0000	0.0000	0.0000	0.0000	0.0000	0.0000	0.0000	0.0000	0.0000
Worker	2.0000e-005	3.0000e-005	3.0000e-004	0.0000	8.0000e-005	0.0000	8.0000e-005	2.0000e-005	0.0000	2.0000e-005	0.0000	0.0660	0.0660	0.0000	0.0000	0.0661
Total	**2.0000e-005**	**3.0000e-005**	**3.0000e-004**	**0.0000**	**8.0000e-005**	**0.0000**	**8.0000e-005**	**2.0000e-005**	**0.0000**	**2.0000e-005**	**0.0000**	**0.0660**	**0.0660**	**0.0000**	**0.0000**	**0.0661**

4.0 Operational Detail - Mobile

4.1 Mitigation Measures Mobile

	ROG	NOx	CO	SO2	Fugitive PM10	Exhaust PM10	PM10 Total	Fugitive PM2.5	Exhaust PM2.5	PM2.5 Total	Bio- CO2	NBio- CO2	Total CO2	CH4	N2O	CO2e
Category	tons/yr										MT/yr					
Mitigated	0.0000	0.0000	0.0000	0.0000	0.0000	0.0000	0.0000	0.0000	0.0000	0.0000	0.0000	0.0000	0.0000	0.0000	0.0000	0.0000
Unmitigated	0.0000	0.0000	0.0000	0.0000	0.0000	0.0000	0.0000	0.0000	0.0000	0.0000	0.0000	0.0000	0.0000	0.0000	0.0000	0.0000

4.2 Trip Summary Information

	Average Daily Trip Rate			Unmitigated	Mitigated
Land Use	Weekday	Saturday	Sunday	Annual VMT	Annual VMT
User Defined Industrial	0.00	0.00	0.00		
Total	0.00	0.00	0.00		

4.3 Trip Type Information

	Miles			Trip %			Trip Purpose %		
Land Use	H-W or C-W	H-S or C-C	H-O or C-NW	H-W or C-W	H-S or C-C	H-O or C-NW	Primary	Diverted	Pass-by
User Defined Industrial	9.50	7.30	7.30	0.00	0.00	0.00	0	0	0

LDA	LDT1	LDT2	MDV	LHD1	LHD2	MHD	HHD	OBUS	UBUS	MCY	SBUS	MH
0.512460	0.073465	0.191476	0.131038	0.036090	0.005150	0.012567	0.023297	0.001873	0.002046	0.006532	0.000565	0.003442

5.0 Energy Detail

4.4 Fleet Mix

Historical Energy Use: N

5.1 Mitigation Measures Energy

	ROG	NOx	CO	SO2	Fugitive PM10	Exhaust PM10	PM10 Total	Fugitive PM2.5	Exhaust PM2.5	PM2.5 Total	Bio- CO2	NBio- CO2	Total CO2	CH4	N2O	CO2e
Category	tons/yr										MT/yr					
Electricity Mitigated						0.0000	0.0000		0.0000	0.0000	0.0000	0.0000	0.0000	0.0000	0.0000	0.0000
Electricity Unmitigated						0.0000	0.0000		0.0000	0.0000	0.0000	0.0000	0.0000	0.0000	0.0000	0.0000
NaturalGas Mitigated	0.0000	0.0000	0.0000	0.0000		0.0000	0.0000		0.0000	0.0000	0.0000	0.0000	0.0000	0.0000	0.0000	0.0000
NaturalGas Unmitigated	0.0000	0.0000	0.0000	0.0000		0.0000	0.0000		0.0000	0.0000	0.0000	0.0000	0.0000	0.0000	0.0000	0.0000

5.2 Energy by Land Use - NaturalGas

Unmitigated

	NaturalGas Use	ROG	NOx	CO	SO2	Fugitive PM10	Exhaust PM10	PM10 Total	Fugitive PM2.5	Exhaust PM2.5	PM2.5 Total	Bio- CO2	NBio- CO2	Total CO2	CH4	N2O	CO2e
Land Use	kBTU/yr	tons/yr										MT/yr					
User Defined Industrial	0	0.0000	0.0000	0.0000	0.0000		0.0000	0.0000		0.0000	0.0000	0.0000	0.0000	0.0000	0.0000	0.0000	0.0000

Total		**0.0000**	**0.0000**	**0.0000**	**0.0000**		**0.0000**	**0.0000**		**0.0000**	**0.0000**	**0.0000**	**0.0000**	**0.0000**	**0.0000**	**0.0000**	**0.0000**

Mitigated

	NaturalGas Use	ROG	NOx	CO	SO2	Fugitive PM10	Exhaust PM10	PM10 Total	Fugitive PM2.5	Exhaust PM2.5	PM2.5 Total	Bio- CO2	NBio- CO2	Total CO2	CH4	N2O	CO2e
Land Use	kBTU/yr	tons/yr										MT/yr					
User Defined Industrial	0	0.0000	0.0000	0.0000	0.0000		0.0000	0.0000		0.0000	0.0000	0.0000	0.0000	0.0000	0.0000	0.0000	0.0000
Total		**0.0000**	**0.0000**	**0.0000**	**0.0000**		**0.0000**	**0.0000**		**0.0000**	**0.0000**	**0.0000**	**0.0000**	**0.0000**	**0.0000**	**0.0000**	**0.0000**

5.3 Energy by Land Use - Electricity

Unmitigated

	Electricity Use	Total CO2	CH4	N2O	CO2e
Land Use	kWh/yr	MT/yr			
User Defined Industrial	0	0.0000	0.0000	0.0000	0.0000
Total		**0.0000**	**0.0000**	**0.0000**	**0.0000**

Mitigated

	Electricity Use	Total CO2	CH4	N2O	CO2e
Land Use	kWh/yr	MT/yr			
User Defined Industrial	0	0.0000	0.0000	0.0000	0.0000
Total		**0.0000**	**0.0000**	**0.0000**	**0.0000**

6.0 Area Detail

6.1 Mitigation Measures Area

	ROG	NOx	CO	SO2	Fugitive PM10	Exhaust PM10	PM10 Total	Fugitive PM2.5	Exhaust PM2.5	PM2.5 Total	Bio- CO2	NBio- CO2	Total CO2	CH4	N2O	CO2e
Category	tons/yr										MT/yr					
Mitigated	0.0000	0.0000	1.0000e-005	0.0000		0.0000	0.0000		0.0000	0.0000	0.0000	2.0000e-005	2.0000e-005	0.0000	0.0000	2.0000e-005
Unmitigated	0.0000	0.0000	1.0000e-005	0.0000		0.0000	0.0000		0.0000	0.0000	0.0000	2.0000e-005	2.0000e-005	0.0000	0.0000	2.0000e-005

6.2 Area by SubCategory

Unmitigated

	ROG	NOx	CO	SO2	Fugitive PM10	Exhaust PM10	PM10 Total	Fugitive PM2.5	Exhaust PM2.5	PM2.5 Total	Bio- CO2	NBio- CO2	Total CO2	CH4	N2O	CO2e
SubCategory	tons/yr										MT/yr					

Architectural Coating	0.0000					0.0000	0.0000		0.0000	0.0000	0.0000	0.0000	0.0000	0.0000	0.0000	0.0000
Consumer Products	0.0000					0.0000	0.0000		0.0000	0.0000	0.0000	0.0000	0.0000	0.0000	0.0000	0.0000
Landscaping	0.0000	0.0000	1.0000e-005	0.0000		0.0000	0.0000		0.0000	0.0000	0.0000	2.0000e-005	2.0000e-005	0.0000	0.0000	2.0000e-005
Total	**0.0000**	**0.0000**	**1.0000e-005**	**0.0000**		**0.0000**	**0.0000**		**0.0000**	**0.0000**	**0.0000**	**2.0000e-005**	**2.0000e-005**	**0.0000**	**0.0000**	**2.0000e-005**

Mitigated

	ROG	NOx	CO	SO2	Fugitive PM10	Exhaust PM10	PM10 Total	Fugitive PM2.5	Exhaust PM2.5	PM2.5 Total	Bio- CO2	NBio- CO2	Total CO2	CH4	N2O	CO2e
SubCategory	tons/yr										MT/yr					
Consumer Products	0.0000					0.0000	0.0000		0.0000	0.0000	0.0000	0.0000	0.0000	0.0000	0.0000	0.0000
Landscaping	0.0000	0.0000	1.0000e-005	0.0000		0.0000	0.0000		0.0000	0.0000	0.0000	2.0000e-005	2.0000e-005	0.0000	0.0000	2.0000e-005
Architectural Coating	0.0000					0.0000	0.0000		0.0000	0.0000	0.0000	0.0000	0.0000	0.0000	0.0000	0.0000
Total	**0.0000**	**0.0000**	**1.0000e-005**	**0.0000**		**0.0000**	**0.0000**		**0.0000**	**0.0000**	**0.0000**	**2.0000e-005**	**2.0000e-005**	**0.0000**	**0.0000**	**2.0000e-005**

7.0 Water Detail

7.1 Mitigation Measures Water

	Total CO2	CH4	N2O	CO2e
Category	MT/yr			
Mitigated	0.0000	0.0000	0.0000	0.0000
Unmitigated	0.0000	0.0000	0.0000	0.0000

7.2 Water by Land Use

Unmitigated

	Indoor/Outdoor Use	Total CO2	CH4	N2O	CO2e
Land Use	Mgal	MT/yr			
User Defined Industrial	0 / 0	0.0000	0.0000	0.0000	0.0000
Total		**0.0000**	**0.0000**	**0.0000**	**0.0000**

Mitigated

	Indoor/Outdoor Use	Total CO2	CH4	N2O	CO2e
Land Use	Mgal	MT/yr			
User Defined Industrial	0 / 0	0.0000	0.0000	0.0000	0.0000
Total		**0.0000**	**0.0000**	**0.0000**	**0.0000**

8.0 Waste Detail

8.1 Mitigation Measures Waste

Category/Year

	Total CO2	CH4	N2O	CO2e
	MT/yr			
Mitigated	0.0000	0.0000	0.0000	0.0000
Unmitigated	0.0000	0.0000	0.0000	0.0000

8.2 Waste by Land Use

Unmitigated

	Waste Disposed	Total CO2	CH4	N2O	CO2e
Land Use	tons	MT/yr			
User Defined Industrial	0	0.0000	0.0000	0.0000	0.0000
Total		**0.0000**	**0.0000**	**0.0000**	**0.0000**

Mitigated

	Waste Disposed	Total CO2	CH4	N2O	CO2e
Land Use	tons	MT/yr			

User Defined Industrial	0	0.0000	0.0000	0.0000	0.0000
Total		**0.0000**	**0.0000**	**0.0000**	**0.0000**

9.0 Operational Offroad

Equipment Type	Number	Hours/Day	Days/Year	Horse Power	Load Factor	Fuel Type

10.0 Vegetation

WW Force Main and Brine Pipeline

San Diego Air Basin, Annual

1.0 Project Characteristics

1.1 Land Usage

Land Uses	Size	Metric	Lot Acreage	Floor Surface Area	Population
User Defined Industrial	1.00	User Defined Unit	0.00	0.00	0

1.2 Other Project Characteristics

Urbanization	Urban	**Wind Speed (m/s)**	2.6	**Precipitation Freq (Days)**	40
Climate Zone	13			**Operational Year**	2021
Utility Company	San Diego Gas & Electric				
CO2 Intensity (lb/MWhr)	720.49	**CH4 Intensity (lb/MWhr)**	0.029	**N2O Intensity (lb/MWhr)**	0.006

1.3 User Entered Comments & Non-Default Data

Project Characteristics -

Land Use -

Construction Phase - modified

Off-road Equipment - modified

Off-road Equipment - modified

Off-road Equipment - modified

Off-road Equipment - modified

Off-road Equipment - modified

Off-road Equipment - modified

Off-road Equipment - modified

Trips and VMT - modified

Grading -

Construction Off-road Equipment Mitigation -

Table Name	Column Name	Default Value	New Value
tblConstructionPhase	NumDays	0.00	490.00
tblConstructionPhase	NumDays	0.00	501.00
tblConstructionPhase	NumDays	0.00	10.00
tblConstructionPhase	NumDays	0.00	10.00
tblConstructionPhase	NumDays	0.00	10.00
tblConstructionPhase	NumDays	0.00	22.00
tblConstructionPhase	PhaseEndDate	3/1/2023	4/14/2021
tblConstructionPhase	PhaseEndDate	4/28/2021	11/28/2019
tblConstructionPhase	PhaseEndDate	12/12/2019	5/28/2020
tblConstructionPhase	PhaseEndDate	6/11/2020	11/28/2020
tblConstructionPhase	PhaseEndDate	12/29/2020	5/15/2021
tblConstructionPhase	PhaseStartDate	4/15/2021	5/30/2019
tblConstructionPhase	PhaseStartDate	4/15/2021	11/15/2019
tblConstructionPhase	PhaseStartDate	11/29/2019	5/15/2020
tblConstructionPhase	PhaseStartDate	5/29/2020	11/15/2020
tblConstructionPhase	PhaseStartDate	11/29/2020	4/15/2021
tblGrading	MaterialExported	0.00	40,080.00
tblOffRoadEquipment	OffRoadEquipmentType		Trenchers
tblOffRoadEquipment	OffRoadEquipmentUnitAmount	4.00	0.00
tblOffRoadEquipment	OffRoadEquipmentUnitAmount	4.00	0.00
tblOffRoadEquipment	OffRoadEquipmentUnitAmount	4.00	0.00
tblOffRoadEquipment	OffRoadEquipmentUnitAmount	4.00	0.00
tblOffRoadEquipment	OffRoadEquipmentUnitAmount	1.00	0.00
tblOffRoadEquipment	OffRoadEquipmentUnitAmount	1.00	2.00
tblOffRoadEquipment	OffRoadEquipmentUnitAmount	1.00	2.00
tblOffRoadEquipment	OffRoadEquipmentUnitAmount	1.00	2.00
tblOffRoadEquipment	OffRoadEquipmentUnitAmount	1.00	2.00

tblOffRoadEquipment	OffRoadEquipmentUnitAmount	1.00	2.00
tblOffRoadEquipment	OffRoadEquipmentUnitAmount	1.00	2.00
tblOffRoadEquipment	OffRoadEquipmentUnitAmount	1.00	2.00
tblOffRoadEquipment	OffRoadEquipmentUnitAmount	1.00	2.00
tblOffRoadEquipment	OffRoadEquipmentUnitAmount	1.00	2.00
tblOffRoadEquipment	OffRoadEquipmentUnitAmount	1.00	2.00
tblOffRoadEquipment	OffRoadEquipmentUnitAmount	2.00	4.00
tblOffRoadEquipment	OffRoadEquipmentUnitAmount	1.00	0.00
tblOffRoadEquipment	OffRoadEquipmentUnitAmount	1.00	0.00
tblOffRoadEquipment	OffRoadEquipmentUnitAmount	1.00	0.00
tblOffRoadEquipment	OffRoadEquipmentUnitAmount	1.00	0.00
tblOffRoadEquipment	UsageHours	7.00	8.00
tblOffRoadEquipment	UsageHours	7.00	8.00
tblOffRoadEquipment	UsageHours	7.00	8.00
tblOffRoadEquipment	UsageHours	7.00	8.00
tblOffRoadEquipment	UsageHours	7.00	8.00
tblOffRoadEquipment	UsageHours	7.00	8.00
tblOffRoadEquipment	UsageHours	7.00	8.00
tblOffRoadEquipment	UsageHours	7.00	8.00
tblOffRoadEquipment	UsageHours	1.00	8.00
tblOffRoadEquipment	UsageHours	6.00	8.00
tblOffRoadEquipment	UsageHours	7.00	8.00
tblProjectCharacteristics	OperationalYear	2014	2021
tblTripsAndVMT	VendorTripNumber	0.00	4.00
tblTripsAndVMT	WorkerTripNumber	0.00	15.00

2.0 Emissions Summary

2.1 Overall Construction

Unmitigated Construction

	ROG	NOx	CO	SO2	Fugitive PM10	Exhaust PM10	PM10 Total	Fugitive PM2.5	Exhaust PM2.5	PM2.5 Total	Bio- CO2	NBio- CO2	Total CO2	CH4	N2O	CO2e
Year	tons/yr										MT/yr					
2019	0.4901	4.9734	4.2250	6.1500e-003	3.0840	0.2707	3.3547	1.6756	0.2491	1.9247	0.0000	543.4596	543.4596	0.1476	0.0000	546.5583
2020	0.7362	7.3553	6.6050	9.9600e-003	3.1042	0.3945	3.4987	1.6812	0.3629	2.0441	0.0000	860.0953	860.0953	0.2391	0.0000	865.1164
2021	0.2006	1.9761	1.9204	3.0100e-003	3.0678	0.1035	3.1713	1.6711	0.0952	1.7663	0.0000	259.4585	259.4585	0.0727	0.0000	260.9856
Total	**1.4269**	**14.3048**	**12.7504**	**0.0191**	**9.2560**	**0.7686**	**10.0247**	**5.0279**	**0.7072**	**5.7351**	**0.0000**	**1,663.0134**	**1,663.0134**	**0.4594**	**0.0000**	**1,672.6603**

Mitigated Construction

	ROG	NOx	CO	SO2	Fugitive PM10	Exhaust PM10	PM10 Total	Fugitive PM2.5	Exhaust PM2.5	PM2.5 Total	Bio- CO2	NBio- CO2	Total CO2	CH4	N2O	CO2e
Year	tons/yr										MT/yr					
2019	0.4901	4.9734	4.2250	6.1500e-003	3.0840	0.2707	3.3547	1.6756	0.2491	1.9247	0.0000	543.4590	543.4590	0.1476	0.0000	546.5578
2020	0.7362	7.3553	6.6050	9.9600e-003	3.1042	0.3945	3.4987	1.6812	0.3629	2.0441	0.0000	860.0944	860.0944	0.2391	0.0000	865.1155
2021	0.2006	1.9761	1.9204	3.0100e-003	3.0678	0.1035	3.1713	1.6711	0.0952	1.7663	0.0000	259.4582	259.4582	0.0727	0.0000	260.9853
Total	**1.4269**	**14.3048**	**12.7504**	**0.0191**	**9.2560**	**0.7686**	**10.0246**	**5.0279**	**0.7072**	**5.7351**	**0.0000**	**1,663.0117**	**1,663.0117**	**0.4594**	**0.0000**	**1,672.6586**

	ROG	**NOx**	**CO**	**SO2**	**Fugitive PM10**	**Exhaust PM10**	**PM10 Total**	**Fugitive PM2.5**	**Exhaust PM2.5**	**PM2.5 Total**	**Bio- CO2**	**NBio-CO2**	**Total CO2**	**CH4**	**N20**	**CO2e**
Percent Reduction	**0.00**	**0.00**	**0.00**	**0.00**	**0.00**	**0.00**	**0.00**	**0.00**	**0.00**	**0.00**	**0.00**	**0.00**	**0.00**	**0.00**	**0.00**	**0.00**

2.2 Overall Operational

Unmitigated Operational

	ROG	NOx	CO	SO2	Fugitive PM10	Exhaust PM10	PM10 Total	Fugitive PM2.5	Exhaust PM2.5	PM2.5 Total	Bio- CO2	NBio- CO2	Total CO2	CH4	N2O	CO2e
Category	tons/yr										MT/yr					
Area	0.0000	0.0000	1.0000e-005	0.0000		0.0000	0.0000		0.0000	0.0000	0.0000	2.0000e-005	2.0000e-005	0.0000	0.0000	2.0000e-005
Energy	0.0000	0.0000	0.0000	0.0000		0.0000	0.0000		0.0000	0.0000	0.0000	0.0000	0.0000	0.0000	0.0000	0.0000
Mobile	0.0000	0.0000	0.0000	0.0000	0.0000	0.0000	0.0000	0.0000	0.0000	0.0000	0.0000	0.0000	0.0000	0.0000	0.0000	0.0000
Waste						0.0000	0.0000		0.0000	0.0000	0.0000	0.0000	0.0000	0.0000	0.0000	0.0000
Water						0.0000	0.0000		0.0000	0.0000	0.0000	0.0000	0.0000	0.0000	0.0000	0.0000
Total	**0.0000**	**0.0000**	**1.0000e-005**	**0.0000**	**0.0000**	**0.0000**	**0.0000**	**0.0000**	**0.0000**	**0.0000**	**0.0000**	**2.0000e-005**	**2.0000e-005**	**0.0000**	**0.0000**	**2.0000e-005**

Mitigated Operational

	ROG	NOx	CO	SO2	Fugitive PM10	Exhaust PM10	PM10 Total	Fugitive PM2.5	Exhaust PM2.5	PM2.5 Total	Bio- CO2	NBio- CO2	Total CO2	CH4	N2O	CO2e
Category	tons/yr										MT/yr					
Area	0.0000	0.0000	1.0000e-005	0.0000		0.0000	0.0000		0.0000	0.0000	0.0000	2.0000e-005	2.0000e-005	0.0000	0.0000	2.0000e-005
Energy	0.0000	0.0000	0.0000	0.0000		0.0000	0.0000		0.0000	0.0000	0.0000	0.0000	0.0000	0.0000	0.0000	0.0000
Mobile	0.0000	0.0000	0.0000	0.0000	0.0000	0.0000	0.0000	0.0000	0.0000	0.0000	0.0000	0.0000	0.0000	0.0000	0.0000	0.0000
Waste						0.0000	0.0000		0.0000	0.0000	0.0000	0.0000	0.0000	0.0000	0.0000	0.0000
Water						0.0000	0.0000		0.0000	0.0000	0.0000	0.0000	0.0000	0.0000	0.0000	0.0000
Total	**0.0000**	**0.0000**	**1.0000e-005**	**0.0000**	**0.0000**	**0.0000**	**0.0000**	**0.0000**	**0.0000**	**0.0000**	**0.0000**	**2.0000e-005**	**2.0000e-005**	**0.0000**	**0.0000**	**2.0000e-005**

	ROG	NOx	CO	SO2	Fugitive PM10	Exhaust PM10	PM10 Total	Fugitive PM2.5	Exhaust PM2.5	PM2.5 Total	Bio- CO2	NBio-CO2	Total CO2	CH4	N20	CO2e
Percent Reduction	0.00	0.00	0.00	0.00	0.00	0.00	0.00	0.00	0.00	0.00	0.00	0.00	0.00	0.00	0.00	0.00

3.0 Construction Detail

Construction Phase

Phase Number	Phase Name	Phase Type	Start Date	End Date	Num Days Week	Num Days	Phase Description
1	Trenching	Grading	5/15/2019	4/14/2021	5	501	
2	Installation	Building Construction	5/30/2019	4/14/2021	5	490	
3	Paving 1	Paving	11/15/2019	11/28/2019	5	10	
4	Paving 2	Paving	5/15/2020	5/28/2020	5	10	
5	Paving 3	Paving	11/15/2020	11/28/2020	5	10	
6	Final Paving	Paving	4/15/2021	5/15/2021	5	22	

Acres of Grading (Site Preparation Phase): 0

Acres of Grading (Grading Phase): 0

Acres of Paving: 0

Residential Indoor: 0; Residential Outdoor: 0; Non-Residential Indoor: 0; Non-Residential Outdoor: 0 (Architectural Coating – sqft)

OffRoad Equipment

Phase Name	Offroad Equipment Type	Amount	Usage Hours	Horse Power	Load Factor
Trenching	Trenchers	2	8.00	80	0.50
Trenching	Concrete/Industrial Saws	0	8.00	81	0.73
Trenching	Excavators	2	8.00	162	0.38
Trenching	Rubber Tired Dozers	2	8.00	255	0.40
Trenching	Tractors/Loaders/Backhoes	4	8.00	97	0.37
Installation	Cranes	2	4.00	226	0.29
Installation	Forklifts	2	6.00	89	0.20
Installation	Tractors/Loaders/Backhoes	2	8.00	97	0.37

Paving 1	Cement and Mortar Mixers	0	6.00	9	0.56
Paving 1	Pavers	2	8.00	125	0.42
Paving 1	Paving Equipment	2	8.00	130	0.36
Paving 1	Rollers	2	8.00	80	0.38
Paving 1	Tractors/Loaders/Backhoes	0	7.00	97	0.37
Paving 2	Cement and Mortar Mixers	0	6.00	9	0.56
Paving 2	Pavers	2	8.00	125	0.42
Paving 2	Paving Equipment	2	8.00	130	0.36
Paving 2	Rollers	2	8.00	80	0.38
Paving 2	Tractors/Loaders/Backhoes	0	8.00	97	0.37
Paving 3	Cement and Mortar Mixers	0	6.00	9	0.56
Paving 3	Pavers	2	8.00	125	0.42
Paving 3	Paving Equipment	2	8.00	130	0.36
Paving 3	Rollers	2	8.00	80	0.38
Paving 3	Tractors/Loaders/Backhoes	0	7.00	97	0.37
Final Paving	Cement and Mortar Mixers	0	6.00	9	0.56
Final Paving	Pavers	2	8.00	125	0.42
Final Paving	Paving Equipment	2	8.00	130	0.36
Final Paving	Rollers	2	8.00	80	0.38
Final Paving	Tractors/Loaders/Backhoes	0	7.00	97	0.37

Trips and VMT

Phase Name	Offroad Equipment Count	Worker Trip Number	Vendor Trip Number	Hauling Trip Number	Worker Trip Length	Vendor Trip Length	Hauling Trip Length	Worker Vehicle Class	Vendor Vehicle Class	Hauling Vehicle Class
Trenching	10	25.00	0.00	5,010.00	10.80	7.30	20.00	LD_Mix	HDT_Mix	HHDT
Installation	6	15.00	4.00	0.00	10.80	7.30	20.00	LD_Mix	HDT_Mix	HHDT
Paving 1	6	15.00	0.00	0.00	10.80	7.30	20.00	LD_Mix	HDT_Mix	HHDT
Paving 2	6	15.00	0.00	0.00	10.80	7.30	20.00	LD_Mix	HDT_Mix	HHDT
Paving 3	6	15.00	0.00	0.00	10.80	7.30	20.00	LD_Mix	HDT_Mix	HHDT
Final Paving	6	15.00	0.00	0.00	10.80	7.30	20.00	LD_Mix	HDT_Mix	HHDT

3.1 Mitigation Measures Construction

Clean Paved Roads

3.2 Trenching - 2019

Unmitigated Construction On-Site

	ROG	NOx	CO	SO2	Fugitive PM10	Exhaust PM10	PM10 Total	Fugitive PM2.5	Exhaust PM2.5	PM2.5 Total	Bio- CO2	NBio- CO2	Total CO2	CH4	N2O	CO2e
Category	tons/yr										MT/yr					
Fugitive Dust					3.0199	0.0000	3.0199	1.6589	0.0000	1.6589	0.0000	0.0000	0.0000	0.0000	0.0000	0.0000
Off-Road	0.3643	3.7115	3.1665	3.9400e-003		0.2074	0.2074		0.1909	0.1909	0.0000	353.8188	353.8188	0.1119	0.0000	356.1697
Total	**0.3643**	**3.7115**	**3.1665**	**3.9400e-003**	**3.0199**	**0.2074**	**3.2273**	**1.6589**	**0.1909**	**1.8497**	**0.0000**	**353.8188**	**353.8188**	**0.1119**	**0.0000**	**356.1697**

Unmitigated Construction Off-Site

	ROG	NOx	CO	SO2	Fugitive PM10	Exhaust PM10	PM10 Total	Fugitive PM2.5	Exhaust PM2.5	PM2.5 Total	Bio- CO2	NBio- CO2	Total CO2	CH4	N2O	CO2e
Category	tons/yr										MT/yr					
Hauling	0.0150	0.1762	0.1784	6.1000e-004	0.0357	2.7000e-003	0.0384	9.1700e-003	2.4900e-003	0.0117	0.0000	53.5104	53.5104	3.8000e-004	0.0000	53.5185
Vendor	0.0000	0.0000	0.0000	0.0000	0.0000	0.0000	0.0000	0.0000	0.0000	0.0000	0.0000	0.0000	0.0000	0.0000	0.0000	0.0000
Worker	5.4000e-003	7.1600e-003	0.0668	2.0000e-004	0.0165	1.2000e-004	0.0167	4.4000e-003	1.1000e-004	4.5100e-003	0.0000	13.7454	13.7454	6.6000e-004	0.0000	13.7592
Total	**0.0204**	**0.1834**	**0.2453**	**8.1000e-004**	**0.0522**	**2.8200e-003**	**0.0550**	**0.0136**	**2.6000e-003**	**0.0162**	**0.0000**	**67.2558**	**67.2558**	**1.0400e-003**	**0.0000**	**67.2777**

Mitigated Construction On-Site

	ROG	NOx	CO	SO2	Fugitive PM10	Exhaust PM10	PM10 Total	Fugitive PM2.5	Exhaust PM2.5	PM2.5 Total	Bio- CO2	NBio- CO2	Total CO2	CH4	N2O	CO2e
Category	tons/yr										MT/yr					
Fugitive Dust					3.0199	0.0000	3.0199	1.6589	0.0000	1.6589	0.0000	0.0000	0.0000	0.0000	0.0000	0.0000
Off-Road	0.3643	3.7115	3.1665	3.9400e-003		0.2074	0.2074		0.1908	0.1908	0.0000	353.8184	353.8184	0.1119	0.0000	356.1692
Total	**0.3643**	**3.7115**	**3.1665**	**3.9400e-003**	**3.0199**	**0.2074**	**3.2273**	**1.6589**	**0.1908**	**1.8497**	**0.0000**	**353.8184**	**353.8184**	**0.1119**	**0.0000**	**356.1692**

Mitigated Construction Off-Site

	ROG	NOx	CO	SO2	Fugitive PM10	Exhaust PM10	PM10 Total	Fugitive PM2.5	Exhaust PM2.5	PM2.5 Total	Bio- CO2	NBio- CO2	Total CO2	CH4	N2O	CO2e
Category	tons/yr										MT/yr					
Hauling	0.0150	0.1762	0.1784	6.1000e-004	0.0357	2.7000e-003	0.0384	9.1700e-003	2.4900e-003	0.0117	0.0000	53.5104	53.5104	3.8000e-004	0.0000	53.5185
Vendor	0.0000	0.0000	0.0000	0.0000	0.0000	0.0000	0.0000	0.0000	0.0000	0.0000	0.0000	0.0000	0.0000	0.0000	0.0000	0.0000
Worker	5.4000e-003	7.1600e-003	0.0668	2.0000e-004	0.0165	1.2000e-004	0.0167	4.4000e-003	1.1000e-004	4.5100e-003	0.0000	13.7454	13.7454	6.6000e-004	0.0000	13.7592
Total	**0.0204**	**0.1834**	**0.2453**	**8.1000e-004**	**0.0522**	**2.8200e-003**	**0.0550**	**0.0136**	**2.6000e-003**	**0.0162**	**0.0000**	**67.2558**	**67.2558**	**1.0400e-003**	**0.0000**	**67.2777**

3.2 Trenching - 2020

Unmitigated Construction On-Site

	ROG	NOx	CO	SO2	Fugitive PM10	Exhaust PM10	PM10 Total	Fugitive PM2.5	Exhaust PM2.5	PM2.5 Total	Bio- CO2	NBio- CO2	Total CO2	CH4	N2O	CO2e
Category	tons/yr										MT/yr					

Fugitive Dust					3.0199	0.0000	3.0199	1.6589	0.0000	1.6589	0.0000	0.0000	0.0000	0.0000	0.0000	0.0000
Off-Road	0.5405	5.4301	4.8600	6.2500e-003		0.2997	0.2997		0.2757	0.2757	0.0000	549.6590	549.6590	0.1778	0.0000	553.3922
Total	**0.5405**	**5.4301**	**4.8600**	**6.2500e-003**	**3.0199**	**0.2997**	**3.3195**	**1.6589**	**0.2757**	**1.9345**	**0.0000**	**549.6590**	**549.6590**	**0.1778**	**0.0000**	**553.3922**

Unmitigated Construction Off-Site

	ROG	NOx	CO	SO2	Fugitive PM10	Exhaust PM10	PM10 Total	Fugitive PM2.5	Exhaust PM2.5	PM2.5 Total	Bio- CO2	NBio- CO2	Total CO2	CH4	N2O	CO2e
Category	tons/yr										MT/yr					
Hauling	0.0232	0.2403	0.2783	9.7000e-004	0.0377	4.2300e-003	0.0420	9.9100e-003	3.8900e-003	0.0138	0.0000	83.0255	83.0255	6.1000e-004	0.0000	83.0383
Vendor	0.0000	0.0000	0.0000	0.0000	0.0000	0.0000	0.0000	0.0000	0.0000	0.0000	0.0000	0.0000	0.0000	0.0000	0.0000	0.0000
Worker	8.1200e-003	0.0106	0.0991	3.2000e-004	0.0263	1.9000e-004	0.0265	6.9800e-003	1.8000e-004	7.1600e-003	0.0000	20.9465	20.9465	1.0000e-003	0.0000	20.9674
Total	**0.0313**	**0.2509**	**0.3774**	**1.2900e-003**	**0.0640**	**4.4200e-003**	**0.0684**	**0.0169**	**4.0700e-003**	**0.0210**	**0.0000**	**103.9720**	**103.9720**	**1.6100e-003**	**0.0000**	**104.0057**

Mitigated Construction On-Site

	ROG	NOx	CO	SO2	Fugitive PM10	Exhaust PM10	PM10 Total	Fugitive PM2.5	Exhaust PM2.5	PM2.5 Total	Bio- CO2	NBio- CO2	Total CO2	CH4	N2O	CO2e
Category	tons/yr										MT/yr					
Fugitive Dust					3.0199	0.0000	3.0199	1.6589	0.0000	1.6589	0.0000	0.0000	0.0000	0.0000	0.0000	0.0000
Off-Road	0.5405	5.4301	4.8600	6.2500e-003		0.2997	0.2997		0.2757	0.2757	0.0000	549.6584	549.6584	0.1778	0.0000	553.3916
Total	**0.5405**	**5.4301**	**4.8600**	**6.2500e-003**	**3.0199**	**0.2997**	**3.3195**	**1.6589**	**0.2757**	**1.9345**	**0.0000**	**549.6584**	**549.6584**	**0.1778**	**0.0000**	**553.3916**

Mitigated Construction Off-Site

	ROG	NOx	CO	SO2	Fugitive PM10	Exhaust PM10	PM10 Total	Fugitive PM2.5	Exhaust PM2.5	PM2.5 Total	Bio- CO2	NBio- CO2	Total CO2	CH4	N2O	CO2e
Category	tons/yr										MT/yr					
Hauling	0.0232	0.2403	0.2783	9.7000e-004	0.0377	4.2300e-003	0.0420	9.9100e-003	3.8900e-003	0.0138	0.0000	83.0255	83.0255	6.1000e-004	0.0000	83.0383
Vendor	0.0000	0.0000	0.0000	0.0000	0.0000	0.0000	0.0000	0.0000	0.0000	0.0000	0.0000	0.0000	0.0000	0.0000	0.0000	0.0000
Worker	8.1200e-003	0.0106	0.0991	3.2000e-004	0.0263	1.9000e-004	0.0265	6.9800e-003	1.8000e-004	7.1600e-003	0.0000	20.9465	20.9465	1.0000e-003	0.0000	20.9674
Total	**0.0313**	**0.2509**	**0.3774**	**1.2900e-003**	**0.0640**	**4.4200e-003**	**0.0684**	**0.0169**	**4.0700e-003**	**0.0210**	**0.0000**	**103.9720**	**103.9720**	**1.6100e-003**	**0.0000**	**104.0057**

3.2 Trenching - 2021

Unmitigated Construction On-Site

	ROG	NOx	CO	SO2	Fugitive PM10	Exhaust PM10	PM10 Total	Fugitive PM2.5	Exhaust PM2.5	PM2.5 Total	Bio- CO2	NBio- CO2	Total CO2	CH4	N2O	CO2e
Category	tons/yr										MT/yr					
Fugitive Dust					3.0199	0.0000	3.0199	1.6589	0.0000	1.6589	0.0000	0.0000	0.0000	0.0000	0.0000	0.0000
Off-Road	0.1397	1.3869	1.3185	1.7700e-003		0.0747	0.0747		0.0687	0.0687	0.0000	155.1845	155.1845	0.0502	0.0000	156.2385
Total	**0.1397**	**1.3869**	**1.3185**	**1.7700e-003**	**3.0199**	**0.0747**	**3.0946**	**1.6589**	**0.0687**	**1.7276**	**0.0000**	**155.1845**	**155.1845**	**0.0502**	**0.0000**	**156.2385**

Unmitigated Construction Off-Site

	ROG	NOx	CO	SO2	Fugitive PM10	Exhaust PM10	PM10 Total	Fugitive PM2.5	Exhaust PM2.5	PM2.5 Total	Bio- CO2	NBio- CO2	Total CO2	CH4	N2O	CO2e

Category	tons/yr										MT/yr					
Hauling	6.3400e-003	0.0563	0.0767	2.7000e-004	0.0338	1.1700e-003	0.0349	8.4700e-003	1.0800e-003	9.5500e-003	0.0000	23.4114	23.4114	1.7000e-004	0.0000	23.4151
Vendor	0.0000	0.0000	0.0000	0.0000	0.0000	0.0000	0.0000	0.0000	0.0000	0.0000	0.0000	0.0000	0.0000	0.0000	0.0000	0.0000
Worker	2.1800e-003	2.8200e-003	0.0266	9.0000e-005	7.4200e-003	5.0000e-005	7.4700e-003	1.9700e-003	5.0000e-005	2.0200e-003	0.0000	5.8175	5.8175	2.7000e-004	0.0000	5.8232
Total	**8.5200e-003**	**0.0591**	**0.1032**	**3.6000e-004**	**0.0412**	**1.2200e-003**	**0.0424**	**0.0104**	**1.1300e-003**	**0.0116**	**0.0000**	**29.2289**	**29.2289**	**4.4000e-004**	**0.0000**	**29.2383**

Mitigated Construction On-Site

	ROG	NOx	CO	SO2	Fugitive PM10	Exhaust PM10	PM10 Total	Fugitive PM2.5	Exhaust PM2.5	PM2.5 Total	Bio- CO2	NBio- CO2	Total CO2	CH4	N2O	CO2e
Category	tons/yr										MT/yr					
Fugitive Dust					3.0199	0.0000	3.0199	1.6589	0.0000	1.6589	0.0000	0.0000	0.0000	0.0000	0.0000	0.0000
Off-Road	0.1397	1.3869	1.3185	1.7700e-003		0.0747	0.0747		0.0687	0.0687	0.0000	155.1844	155.1844	0.0502	0.0000	156.2383
Total	**0.1397**	**1.3869**	**1.3185**	**1.7700e-003**	**3.0199**	**0.0747**	**3.0946**	**1.6589**	**0.0687**	**1.7276**	**0.0000**	**155.1844**	**155.1844**	**0.0502**	**0.0000**	**156.2383**

Mitigated Construction Off-Site

	ROG	NOx	CO	SO2	Fugitive PM10	Exhaust PM10	PM10 Total	Fugitive PM2.5	Exhaust PM2.5	PM2.5 Total	Bio- CO2	NBio- CO2	Total CO2	CH4	N2O	CO2e
Category	tons/yr										MT/yr					
Hauling	6.3400e-003	0.0563	0.0767	2.7000e-004	0.0338	1.1700e-003	0.0349	8.4700e-003	1.0800e-003	9.5500e-003	0.0000	23.4114	23.4114	1.7000e-004	0.0000	23.4151
Vendor	0.0000	0.0000	0.0000	0.0000	0.0000	0.0000	0.0000	0.0000	0.0000	0.0000	0.0000	0.0000	0.0000	0.0000	0.0000	0.0000
Worker	2.1800e-003	2.8200e-003	0.0266	9.0000e-005	7.4200e-003	5.0000e-005	7.4700e-003	1.9700e-003	5.0000e-005	2.0200e-003	0.0000	5.8175	5.8175	2.7000e-004	0.0000	5.8232

Total	**8.5200e-003**	**0.0591**	**0.1032**	**3.6000e-004**	**0.0412**	**1.2200e-003**	**0.0424**	**0.0104**	**1.1300e-003**	**0.0116**	**0.0000**	**29.2289**	**29.2289**	**4.4000e-004**	**0.0000**	**29.2383**

3.3 Installation - 2019

Unmitigated Construction On-Site

	ROG	NOx	CO	SO2	Fugitive PM10	Exhaust PM10	PM10 Total	Fugitive PM2.5	Exhaust PM2.5	PM2.5 Total	Bio- CO2	NBio- CO2	Total CO2	CH4	N2O	CO2e
Category	tons/yr										MT/yr					
Off-Road	0.0923	0.9775	0.6653	1.0900e-003		0.0560	0.0560		0.0515	0.0515	0.0000	97.8582	97.8582	0.0310	0.0000	98.5083
Total	**0.0923**	**0.9775**	**0.6653**	**1.0900e-003**		**0.0560**	**0.0560**		**0.0515**	**0.0515**	**0.0000**	**97.8582**	**97.8582**	**0.0310**	**0.0000**	**98.5083**

Unmitigated Construction Off-Site

	ROG	NOx	CO	SO2	Fugitive PM10	Exhaust PM10	PM10 Total	Fugitive PM2.5	Exhaust PM2.5	PM2.5 Total	Bio- CO2	NBio- CO2	Total CO2	CH4	N2O	CO2e
Category	tons/yr										MT/yr					
Hauling	0.0000	0.0000	0.0000	0.0000	0.0000	0.0000	0.0000	0.0000	0.0000	0.0000	0.0000	0.0000	0.0000	0.0000	0.0000	0.0000
Vendor	2.8100e-003	0.0221	0.0363	7.0000e-005	2.0000e-003	3.3000e-004	2.3400e-003	5.7000e-004	3.1000e-004	8.8000e-004	0.0000	6.3098	6.3098	5.0000e-005	0.0000	6.3108
Worker	3.0300e-003	4.0100e-003	0.0374	1.1000e-004	9.2600e-003	7.0000e-005	9.3300e-003	2.4600e-003	6.0000e-005	2.5200e-003	0.0000	7.6974	7.6974	3.7000e-004	0.0000	7.7052
Total	**5.8400e-003**	**0.0261**	**0.0738**	**1.8000e-004**	**0.0113**	**4.0000e-004**	**0.0117**	**3.0300e-003**	**3.7000e-004**	**3.4000e-003**	**0.0000**	**14.0072**	**14.0072**	**4.2000e-004**	**0.0000**	**14.0160**

Mitigated Construction On-Site

	ROG	NOx	CO	SO2	Fugitive PM10	Exhaust PM10	PM10 Total	Fugitive PM2.5	Exhaust PM2.5	PM2.5 Total	Bio- CO2	NBio- CO2	Total CO2	CH4	N2O	CO2e
Category	tons/yr										MT/yr					
Off-Road	0.0923	0.9775	0.6653	1.0900e-003		0.0560	0.0560		0.0515	0.0515	0.0000	97.8580	97.8580	0.0310	0.0000	98.5082
Total	**0.0923**	**0.9775**	**0.6653**	**1.0900e-003**		**0.0560**	**0.0560**		**0.0515**	**0.0515**	**0.0000**	**97.8580**	**97.8580**	**0.0310**	**0.0000**	**98.5082**

Mitigated Construction Off-Site

	ROG	NOx	CO	SO2	Fugitive PM10	Exhaust PM10	PM10 Total	Fugitive PM2.5	Exhaust PM2.5	PM2.5 Total	Bio- CO2	NBio- CO2	Total CO2	CH4	N2O	CO2e
Category	tons/yr										MT/yr					
Hauling	0.0000	0.0000	0.0000	0.0000	0.0000	0.0000	0.0000	0.0000	0.0000	0.0000	0.0000	0.0000	0.0000	0.0000	0.0000	0.0000
Vendor	2.8100e-003	0.0221	0.0363	7.0000e-005	2.0000e-003	3.3000e-004	2.3400e-003	5.7000e-004	3.1000e-004	8.8000e-004	0.0000	6.3098	6.3098	5.0000e-005	0.0000	6.3108
Worker	3.0300e-003	4.0100e-003	0.0374	1.1000e-004	9.2600e-003	7.0000e-005	9.3300e-003	2.4600e-003	6.0000e-005	2.5200e-003	0.0000	7.6974	7.6974	3.7000e-004	0.0000	7.7052
Total	**5.8400e-003**	**0.0261**	**0.0738**	**1.8000e-004**	**0.0113**	**4.0000e-004**	**0.0117**	**3.0300e-003**	**3.7000e-004**	**3.4000e-003**	**0.0000**	**14.0072**	**14.0072**	**4.2000e-004**	**0.0000**	**14.0160**

3.3 Installation - 2020

Unmitigated Construction On-Site

	ROG	NOx	CO	SO2	Fugitive PM10	Exhaust PM10	PM10 Total	Fugitive PM2.5	Exhaust PM2.5	PM2.5 Total	Bio- CO2	NBio- CO2	Total CO2	CH4	N2O	CO2e
Category	tons/yr										MT/yr					

Off-Road	0.1413	1.4975	1.1003	1.8500e-003		0.0824	0.0824		0.0758	0.0758	0.0000	162.8455	162.8455	0.0527	0.0000	163.9515
Total	**0.1413**	**1.4975**	**1.1003**	**1.8500e-003**		**0.0824**	**0.0824**		**0.0758**	**0.0758**	**0.0000**	**162.8455**	**162.8455**	**0.0527**	**0.0000**	**163.9515**

Unmitigated Construction Off-Site

	ROG	NOx	CO	SO2	Fugitive PM10	Exhaust PM10	PM10 Total	Fugitive PM2.5	Exhaust PM2.5	PM2.5 Total	Bio- CO2	NBio- CO2	Total CO2	CH4	N2O	CO2e
Category	tons/yr										MT/yr					
Hauling	0.0000	0.0000	0.0000	0.0000	0.0000	0.0000	0.0000	0.0000	0.0000	0.0000	0.0000	0.0000	0.0000	0.0000	0.0000	0.0000
Vendor	4.5200e-003	0.0320	0.0597	1.2000e-004	3.4100e-003	5.1000e-004	3.9100e-003	9.7000e-004	4.7000e-004	1.4400e-003	0.0000	10.4894	10.4894	8.0000e-005	0.0000	10.4910
Worker	4.8700e-003	6.3700e-003	0.0595	1.9000e-004	0.0158	1.1000e-004	0.0159	4.1900e-003	1.1000e-004	4.2900e-003	0.0000	12.5679	12.5679	6.0000e-004	0.0000	12.5805
Total	**9.3900e-003**	**0.0384**	**0.1192**	**3.1000e-004**	**0.0192**	**6.2000e-004**	**0.0198**	**5.1600e-003**	**5.8000e-004**	**5.7300e-003**	**0.0000**	**23.0573**	**23.0573**	**6.8000e-004**	**0.0000**	**23.0715**

Mitigated Construction On-Site

	ROG	NOx	CO	SO2	Fugitive PM10	Exhaust PM10	PM10 Total	Fugitive PM2.5	Exhaust PM2.5	PM2.5 Total	Bio- CO2	NBio- CO2	Total CO2	CH4	N2O	CO2e
Category	tons/yr										MT/yr					
Off-Road	0.1413	1.4975	1.1003	1.8500e-003		0.0824	0.0824		0.0758	0.0758	0.0000	162.8453	162.8453	0.0527	0.0000	163.9513
Total	**0.1413**	**1.4975**	**1.1003**	**1.8500e-003**		**0.0824**	**0.0824**		**0.0758**	**0.0758**	**0.0000**	**162.8453**	**162.8453**	**0.0527**	**0.0000**	**163.9513**

Mitigated Construction Off-Site

	ROG	NOx	CO	SO2	Fugitive PM10	Exhaust PM10	PM10 Total	Fugitive PM2.5	Exhaust PM2.5	PM2.5 Total	Bio- CO2	NBio- CO2	Total CO2	CH4	N2O	CO2e
Category	tons/yr										MT/yr					
Hauling	0.0000	0.0000	0.0000	0.0000	0.0000	0.0000	0.0000	0.0000	0.0000	0.0000	0.0000	0.0000	0.0000	0.0000	0.0000	0.0000
Vendor	4.5200e-003	0.0320	0.0597	1.2000e-004	3.4100e-003	5.1000e-004	3.9100e-003	9.7000e-004	4.7000e-004	1.4400e-003	0.0000	10.4894	10.4894	8.0000e-005	0.0000	10.4910
Worker	4.8700e-003	6.3700e-003	0.0595	1.9000e-004	0.0158	1.1000e-004	0.0159	4.1900e-003	1.1000e-004	4.2900e-003	0.0000	12.5679	12.5679	6.0000e-004	0.0000	12.5805
Total	**9.3900e-003**	**0.0384**	**0.1192**	**3.1000e-004**	**0.0192**	**6.2000e-004**	**0.0198**	**5.1600e-003**	**5.8000e-004**	**5.7300e-003**	**0.0000**	**23.0573**	**23.0573**	**6.8000e-004**	**0.0000**	**23.0715**

3.3 Installation - 2021

Unmitigated Construction On-Site

	ROG	NOx	CO	SO2	Fugitive PM10	Exhaust PM10	PM10 Total	Fugitive PM2.5	Exhaust PM2.5	PM2.5 Total	Bio- CO2	NBio- CO2	Total CO2	CH4	N2O	CO2e
Category	tons/yr										MT/yr					
Off-Road	0.0360	0.3813	0.3039	5.2000e-004		0.0200	0.0200		0.0184	0.0184	0.0000	46.0017	46.0017	0.0149	0.0000	46.3141
Total	**0.0360**	**0.3813**	**0.3039**	**5.2000e-004**		**0.0200**	**0.0200**		**0.0184**	**0.0184**	**0.0000**	**46.0017**	**46.0017**	**0.0149**	**0.0000**	**46.3141**

Unmitigated Construction Off-Site

	ROG	NOx	CO	SO2	Fugitive PM10	Exhaust PM10	PM10 Total	Fugitive PM2.5	Exhaust PM2.5	PM2.5 Total	Bio- CO2	NBio- CO2	Total CO2	CH4	N2O	CO2e

Category	tons/yr										MT/yr					
Hauling	0.0000	0.0000	0.0000	0.0000	0.0000	0.0000	0.0000	0.0000	0.0000	0.0000	0.0000	0.0000	0.0000	0.0000	0.0000	0.0000
Vendor	1.2000e-003	7.4200e-003	0.0162	3.0000e-005	9.6000e-004	1.3000e-004	1.0900e-003	2.8000e-004	1.2000e-004	3.9000e-004	0.0000	2.9579	2.9579	2.0000e-005	0.0000	2.9584
Worker	1.3100e-003	1.6900e-003	0.0159	5.0000e-005	4.4500e-003	3.0000e-005	4.4800e-003	1.1800e-003	3.0000e-005	1.2100e-003	0.0000	3.4905	3.4905	1.6000e-004	0.0000	3.4939
Total	**2.5100e-003**	**9.1100e-003**	**0.0321**	**8.0000e-005**	**5.4100e-003**	**1.6000e-004**	**5.5700e-003**	**1.4600e-003**	**1.5000e-004**	**1.6000e-003**	**0.0000**	**6.4484**	**6.4484**	**1.8000e-004**	**0.0000**	**6.4523**

Mitigated Construction On-Site

	ROG	NOx	CO	SO2	Fugitive PM10	Exhaust PM10	PM10 Total	Fugitive PM2.5	Exhaust PM2.5	PM2.5 Total	Bio- CO2	NBio- CO2	Total CO2	CH4	N2O	CO2e
Category	tons/yr										MT/yr					
Off-Road	0.0360	0.3813	0.3039	5.2000e-004		0.0200	0.0200		0.0184	0.0184	0.0000	46.0016	46.0016	0.0149	0.0000	46.3141
Total	**0.0360**	**0.3813**	**0.3039**	**5.2000e-004**		**0.0200**	**0.0200**		**0.0184**	**0.0184**	**0.0000**	**46.0016**	**46.0016**	**0.0149**	**0.0000**	**46.3141**

Mitigated Construction Off-Site

	ROG	NOx	CO	SO2	Fugitive PM10	Exhaust PM10	PM10 Total	Fugitive PM2.5	Exhaust PM2.5	PM2.5 Total	Bio- CO2	NBio- CO2	Total CO2	CH4	N2O	CO2e
Category	tons/yr										MT/yr					
Hauling	0.0000	0.0000	0.0000	0.0000	0.0000	0.0000	0.0000	0.0000	0.0000	0.0000	0.0000	0.0000	0.0000	0.0000	0.0000	0.0000
Vendor	1.2000e-003	7.4200e-003	0.0162	3.0000e-005	9.6000e-004	1.3000e-004	1.0900e-003	2.8000e-004	1.2000e-004	3.9000e-004	0.0000	2.9579	2.9579	2.0000e-005	0.0000	2.9584
Worker	1.3100e-003	1.6900e-003	0.0159	5.0000e-005	4.4500e-003	3.0000e-005	4.4800e-003	1.1800e-003	3.0000e-005	1.2100e-003	0.0000	3.4905	3.4905	1.6000e-004	0.0000	3.4939

Total	**2.5100e-003**	**9.1100e-003**	**0.0321**	**8.0000e-005**	**5.4100e-003**	**1.6000e-004**	**5.5700e-003**	**1.4600e-003**	**1.5000e-004**	**1.6000e-003**	**0.0000**	**6.4484**	**6.4484**	**1.8000e-004**	**0.0000**	**6.4523**

3.4 Paving 1 - 2019

Unmitigated Construction On-Site

	ROG	NOx	CO	SO2	Fugitive PM10	Exhaust PM10	PM10 Total	Fugitive PM2.5	Exhaust PM2.5	PM2.5 Total	Bio- CO2	NBio- CO2	Total CO2	CH4	N2O	CO2e
Category	tons/yr										MT/yr					
Off-Road	7.1300e-003	0.0747	0.0718	1.1000e-004		4.0500e-003	4.0500e-003		3.7200e-003	3.7200e-003	0.0000	10.0197	10.0197	3.1700e-003	0.0000	10.0863
Paving	0.0000					0.0000	0.0000		0.0000	0.0000	0.0000	0.0000	0.0000	0.0000	0.0000	0.0000
Total	**7.1300e-003**	**0.0747**	**0.0718**	**1.1000e-004**		**4.0500e-003**	**4.0500e-003**		**3.7200e-003**	**3.7200e-003**	**0.0000**	**10.0197**	**10.0197**	**3.1700e-003**	**0.0000**	**10.0863**

Unmitigated Construction Off-Site

	ROG	NOx	CO	SO2	Fugitive PM10	Exhaust PM10	PM10 Total	Fugitive PM2.5	Exhaust PM2.5	PM2.5 Total	Bio- CO2	NBio- CO2	Total CO2	CH4	N2O	CO2e
Category	tons/yr										MT/yr					
Hauling	0.0000	0.0000	0.0000	0.0000	0.0000	0.0000	0.0000	0.0000	0.0000	0.0000	0.0000	0.0000	0.0000	0.0000	0.0000	0.0000
Vendor	0.0000	0.0000	0.0000	0.0000	0.0000	0.0000	0.0000	0.0000	0.0000	0.0000	0.0000	0.0000	0.0000	0.0000	0.0000	0.0000
Worker	2.0000e-004	2.6000e-004	2.4300e-003	1.0000e-005	6.0000e-004	0.0000	6.1000e-004	1.6000e-004	0.0000	1.6000e-004	0.0000	0.4998	0.4998	2.0000e-005	0.0000	0.5003
Total	**2.0000e-004**	**2.6000e-004**	**2.4300e-003**	**1.0000e-005**	**6.0000e-004**	**0.0000**	**6.1000e-004**	**1.6000e-004**	**0.0000**	**1.6000e-004**	**0.0000**	**0.4998**	**0.4998**	**2.0000e-005**	**0.0000**	**0.5003**

Mitigated Construction On-Site

	ROG	NOx	CO	SO2	Fugitive PM10	Exhaust PM10	PM10 Total	Fugitive PM2.5	Exhaust PM2.5	PM2.5 Total	Bio- CO2	NBio- CO2	Total CO2	CH4	N2O	CO2e
Category	tons/yr										MT/yr					
Off-Road	7.1300e-003	0.0747	0.0718	1.1000e-004		4.0500e-003	4.0500e-003		3.7200e-003	3.7200e-003	0.0000	10.0197	10.0197	3.1700e-003	0.0000	10.0863
Paving	0.0000					0.0000	0.0000		0.0000	0.0000	0.0000	0.0000	0.0000	0.0000	0.0000	0.0000
Total	**7.1300e-003**	**0.0747**	**0.0718**	**1.1000e-004**		**4.0500e-003**	**4.0500e-003**		**3.7200e-003**	**3.7200e-003**	**0.0000**	**10.0197**	**10.0197**	**3.1700e-003**	**0.0000**	**10.0863**

Mitigated Construction Off-Site

	ROG	NOx	CO	SO2	Fugitive PM10	Exhaust PM10	PM10 Total	Fugitive PM2.5	Exhaust PM2.5	PM2.5 Total	Bio- CO2	NBio- CO2	Total CO2	CH4	N2O	CO2e
Category	tons/yr										MT/yr					
Hauling	0.0000	0.0000	0.0000	0.0000	0.0000	0.0000	0.0000	0.0000	0.0000	0.0000	0.0000	0.0000	0.0000	0.0000	0.0000	0.0000
Vendor	0.0000	0.0000	0.0000	0.0000	0.0000	0.0000	0.0000	0.0000	0.0000	0.0000	0.0000	0.0000	0.0000	0.0000	0.0000	0.0000
Worker	2.0000e-004	2.6000e-004	2.4300e-003	1.0000e-005	6.0000e-004	0.0000	6.1000e-004	1.6000e-004	0.0000	1.6000e-004	0.0000	0.4998	0.4998	2.0000e-005	0.0000	0.5003
Total	**2.0000e-004**	**2.6000e-004**	**2.4300e-003**	**1.0000e-005**	**6.0000e-004**	**0.0000**	**6.1000e-004**	**1.6000e-004**	**0.0000**	**1.6000e-004**	**0.0000**	**0.4998**	**0.4998**	**2.0000e-005**	**0.0000**	**0.5003**

3.5 Paving 2 - 2020

Unmitigated Construction On-Site

	ROG	NOx	CO	SO2	Fugitive PM10	Exhaust PM10	PM10 Total	Fugitive PM2.5	Exhaust PM2.5	PM2.5 Total	Bio- CO2	NBio- CO2	Total CO2	CH4	N2O	CO2e
Category	tons/yr										MT/yr					

Off-Road	6.6500e-003	0.0689	0.0718	1.1000e-004		3.7000e-003	3.7000e-003		3.4000e-003	3.4000e-003	0.0000	9.8010	9.8010	3.1700e-003	0.0000	9.8676
Paving	0.0000					0.0000	0.0000		0.0000	0.0000	0.0000	0.0000	0.0000	0.0000	0.0000	0.0000
Total	**6.6500e-003**	**0.0689**	**0.0718**	**1.1000e-004**		**3.7000e-003**	**3.7000e-003**		**3.4000e-003**	**3.4000e-003**	**0.0000**	**9.8010**	**9.8010**	**3.1700e-003**	**0.0000**	**9.8676**

Unmitigated Construction Off-Site

	ROG	NOx	CO	SO2	Fugitive PM10	Exhaust PM10	PM10 Total	Fugitive PM2.5	Exhaust PM2.5	PM2.5 Total	Bio- CO2	NBio- CO2	Total CO2	CH4	N2O	CO2e
Category	tons/yr										MT/yr					
Hauling	0.0000	0.0000	0.0000	0.0000	0.0000	0.0000	0.0000	0.0000	0.0000	0.0000	0.0000	0.0000	0.0000	0.0000	0.0000	0.0000
Vendor	0.0000	0.0000	0.0000	0.0000	0.0000	0.0000	0.0000	0.0000	0.0000	0.0000	0.0000	0.0000	0.0000	0.0000	0.0000	0.0000
Worker	1.9000e-004	2.4000e-004	2.2700e-003	1.0000e-005	6.0000e-004	0.0000	6.1000e-004	1.6000e-004	0.0000	1.6000e-004	0.0000	0.4797	0.4797	2.0000e-005	0.0000	0.4802
Total	**1.9000e-004**	**2.4000e-004**	**2.2700e-003**	**1.0000e-005**	**6.0000e-004**	**0.0000**	**6.1000e-004**	**1.6000e-004**	**0.0000**	**1.6000e-004**	**0.0000**	**0.4797**	**0.4797**	**2.0000e-005**	**0.0000**	**0.4802**

Mitigated Construction On-Site

	ROG	NOx	CO	SO2	Fugitive PM10	Exhaust PM10	PM10 Total	Fugitive PM2.5	Exhaust PM2.5	PM2.5 Total	Bio- CO2	NBio- CO2	Total CO2	CH4	N2O	CO2e
Category	tons/yr										MT/yr					
Off-Road	6.6500e-003	0.0689	0.0718	1.1000e-004		3.7000e-003	3.7000e-003		3.4000e-003	3.4000e-003	0.0000	9.8010	9.8010	3.1700e-003	0.0000	9.8676
Paving	0.0000					0.0000	0.0000		0.0000	0.0000	0.0000	0.0000	0.0000	0.0000	0.0000	0.0000
Total	**6.6500e-003**	**0.0689**	**0.0718**	**1.1000e-004**		**3.7000e-003**	**3.7000e-003**		**3.4000e-003**	**3.4000e-003**	**0.0000**	**9.8010**	**9.8010**	**3.1700e-003**	**0.0000**	**9.8676**

Mitigated Construction Off-Site

	ROG	NOx	CO	SO2	Fugitive PM10	Exhaust PM10	PM10 Total	Fugitive PM2.5	Exhaust PM2.5	PM2.5 Total	Bio- CO2	NBio- CO2	Total CO2	CH4	N2O	CO2e
Category	tons/yr										MT/yr					
Hauling	0.0000	0.0000	0.0000	0.0000	0.0000	0.0000	0.0000	0.0000	0.0000	0.0000	0.0000	0.0000	0.0000	0.0000	0.0000	0.0000
Vendor	0.0000	0.0000	0.0000	0.0000	0.0000	0.0000	0.0000	0.0000	0.0000	0.0000	0.0000	0.0000	0.0000	0.0000	0.0000	0.0000
Worker	1.9000e-004	2.4000e-004	2.2700e-003	1.0000e-005	6.0000e-004	0.0000	6.1000e-004	1.6000e-004	0.0000	1.6000e-004	0.0000	0.4797	0.4797	2.0000e-005	0.0000	0.4802
Total	**1.9000e-004**	**2.4000e-004**	**2.2700e-003**	**1.0000e-005**	**6.0000e-004**	**0.0000**	**6.1000e-004**	**1.6000e-004**	**0.0000**	**1.6000e-004**	**0.0000**	**0.4797**	**0.4797**	**2.0000e-005**	**0.0000**	**0.4802**

3.6 Paving 3 - 2020

Unmitigated Construction On-Site

	ROG	NOx	CO	SO2	Fugitive PM10	Exhaust PM10	PM10 Total	Fugitive PM2.5	Exhaust PM2.5	PM2.5 Total	Bio- CO2	NBio- CO2	Total CO2	CH4	N2O	CO2e
Category	tons/yr										MT/yr					
Off-Road	6.6500e-003	0.0689	0.0718	1.1000e-004		3.7000e-003	3.7000e-003		3.4000e-003	3.4000e-003	0.0000	9.8010	9.8010	3.1700e-003	0.0000	9.8676
Paving	0.0000					0.0000	0.0000		0.0000	0.0000	0.0000	0.0000	0.0000	0.0000	0.0000	0.0000
Total	**6.6500e-003**	**0.0689**	**0.0718**	**1.1000e-004**		**3.7000e-003**	**3.7000e-003**		**3.4000e-003**	**3.4000e-003**	**0.0000**	**9.8010**	**9.8010**	**3.1700e-003**	**0.0000**	**9.8676**

Unmitigated Construction Off-Site

	ROG	NOx	CO	SO2	Fugitive PM10	Exhaust PM10	PM10 Total	Fugitive PM2.5	Exhaust PM2.5	PM2.5 Total	Bio- CO2	NBio- CO2	Total CO2	CH4	N2O	CO2e

Category	tons/yr										MT/yr					
Hauling	0.0000	0.0000	0.0000	0.0000	0.0000	0.0000	0.0000	0.0000	0.0000	0.0000	0.0000	0.0000	0.0000	0.0000	0.0000	0.0000
Vendor	0.0000	0.0000	0.0000	0.0000	0.0000	0.0000	0.0000	0.0000	0.0000	0.0000	0.0000	0.0000	0.0000	0.0000	0.0000	0.0000
Worker	1.9000e-004	2.4000e-004	2.2700e-003	1.0000e-005	6.0000e-004	0.0000	6.1000e-004	1.6000e-004	0.0000	1.6000e-004	0.0000	0.4797	0.4797	2.0000e-005	0.0000	0.4802
Total	**1.9000e-004**	**2.4000e-004**	**2.2700e-003**	**1.0000e-005**	**6.0000e-004**	**0.0000**	**6.1000e-004**	**1.6000e-004**	**0.0000**	**1.6000e-004**	**0.0000**	**0.4797**	**0.4797**	**2.0000e-005**	**0.0000**	**0.4802**

Mitigated Construction On-Site

	ROG	NOx	CO	SO2	Fugitive PM10	Exhaust PM10	PM10 Total	Fugitive PM2.5	Exhaust PM2.5	PM2.5 Total	Bio- CO2	NBio- CO2	Total CO2	CH4	N2O	CO2e
Category	tons/yr										MT/yr					
Off-Road	6.6500e-003	0.0689	0.0718	1.1000e-004		3.7000e-003	3.7000e-003		3.4000e-003	3.4000e-003	0.0000	9.8010	9.8010	3.1700e-003	0.0000	9.8676
Paving	0.0000					0.0000	0.0000		0.0000	0.0000	0.0000	0.0000	0.0000	0.0000	0.0000	0.0000
Total	**6.6500e-003**	**0.0689**	**0.0718**	**1.1000e-004**		**3.7000e-003**	**3.7000e-003**		**3.4000e-003**	**3.4000e-003**	**0.0000**	**9.8010**	**9.8010**	**3.1700e-003**	**0.0000**	**9.8676**

Mitigated Construction Off-Site

	ROG	NOx	CO	SO2	Fugitive PM10	Exhaust PM10	PM10 Total	Fugitive PM2.5	Exhaust PM2.5	PM2.5 Total	Bio- CO2	NBio- CO2	Total CO2	CH4	N2O	CO2e
Category	tons/yr										MT/yr					
Hauling	0.0000	0.0000	0.0000	0.0000	0.0000	0.0000	0.0000	0.0000	0.0000	0.0000	0.0000	0.0000	0.0000	0.0000	0.0000	0.0000
Vendor	0.0000	0.0000	0.0000	0.0000	0.0000	0.0000	0.0000	0.0000	0.0000	0.0000	0.0000	0.0000	0.0000	0.0000	0.0000	0.0000
Worker	1.9000e-004	2.4000e-004	2.2700e-003	1.0000e-005	6.0000e-004	0.0000	6.1000e-004	1.6000e-004	0.0000	1.6000e-004	0.0000	0.4797	0.4797	2.0000e-005	0.0000	0.4802

Total	**1.9000e-004**	**2.4000e-004**	**2.2700e-003**	**1.0000e-005**	**6.0000e-004**	**0.0000**	**6.1000e-004**	**1.6000e-004**	**0.0000**	**1.6000e-004**	**0.0000**	**0.4797**	**0.4797**	**2.0000e-005**	**0.0000**	**0.4802**

3.7 Final Paving - 2021

Unmitigated Construction On-Site

	ROG	NOx	CO	SO2	Fugitive PM10	Exhaust PM10	PM10 Total	Fugitive PM2.5	Exhaust PM2.5	PM2.5 Total	Bio- CO2	NBio- CO2	Total CO2	CH4	N2O	CO2e
Category	tons/yr										MT/yr					
Off-Road	0.0135	0.1393	0.1579	2.5000e-004		7.3200e-003	7.3200e-003		6.7300e-003	6.7300e-003	0.0000	21.5572	21.5572	6.9700e-003	0.0000	21.7037
Paving	0.0000					0.0000	0.0000		0.0000	0.0000	0.0000	0.0000	0.0000	0.0000	0.0000	0.0000
Total	**0.0135**	**0.1393**	**0.1579**	**2.5000e-004**		**7.3200e-003**	**7.3200e-003**		**6.7300e-003**	**6.7300e-003**	**0.0000**	**21.5572**	**21.5572**	**6.9700e-003**	**0.0000**	**21.7037**

Unmitigated Construction Off-Site

	ROG	NOx	CO	SO2	Fugitive PM10	Exhaust PM10	PM10 Total	Fugitive PM2.5	Exhaust PM2.5	PM2.5 Total	Bio- CO2	NBio- CO2	Total CO2	CH4	N2O	CO2e
Category	tons/yr										MT/yr					
Hauling	0.0000	0.0000	0.0000	0.0000	0.0000	0.0000	0.0000	0.0000	0.0000	0.0000	0.0000	0.0000	0.0000	0.0000	0.0000	0.0000
Vendor	0.0000	0.0000	0.0000	0.0000	0.0000	0.0000	0.0000	0.0000	0.0000	0.0000	0.0000	0.0000	0.0000	0.0000	0.0000	0.0000
Worker	3.9000e-004	5.0000e-004	4.7400e-003	2.0000e-005	1.3200e-003	1.0000e-005	1.3300e-003	3.5000e-004	1.0000e-005	3.6000e-004	0.0000	1.0377	1.0377	5.0000e-005	0.0000	1.0387
Total	**3.9000e-004**	**5.0000e-004**	**4.7400e-003**	**2.0000e-005**	**1.3200e-003**	**1.0000e-005**	**1.3300e-003**	**3.5000e-004**	**1.0000e-005**	**3.6000e-004**	**0.0000**	**1.0377**	**1.0377**	**5.0000e-005**	**0.0000**	**1.0387**

Mitigated Construction On-Site

	ROG	NOx	CO	SO2	Fugitive PM10	Exhaust PM10	PM10 Total	Fugitive PM2.5	Exhaust PM2.5	PM2.5 Total	Bio- CO2	NBio- CO2	Total CO2	CH4	N2O	CO2e
Category	tons/yr										MT/yr					
Off-Road	0.0135	0.1393	0.1579	2.5000e-004		7.3200e-003	7.3200e-003		6.7300e-003	6.7300e-003	0.0000	21.5572	21.5572	6.9700e-003	0.0000	21.7036
Paving	0.0000					0.0000	0.0000		0.0000	0.0000	0.0000	0.0000	0.0000	0.0000	0.0000	0.0000
Total	**0.0135**	**0.1393**	**0.1579**	**2.5000e-004**		**7.3200e-003**	**7.3200e-003**		**6.7300e-003**	**6.7300e-003**	**0.0000**	**21.5572**	**21.5572**	**6.9700e-003**	**0.0000**	**21.7036**

Mitigated Construction Off-Site

	ROG	NOx	CO	SO2	Fugitive PM10	Exhaust PM10	PM10 Total	Fugitive PM2.5	Exhaust PM2.5	PM2.5 Total	Bio- CO2	NBio- CO2	Total CO2	CH4	N2O	CO2e
Category	tons/yr										MT/yr					
Hauling	0.0000	0.0000	0.0000	0.0000	0.0000	0.0000	0.0000	0.0000	0.0000	0.0000	0.0000	0.0000	0.0000	0.0000	0.0000	0.0000
Vendor	0.0000	0.0000	0.0000	0.0000	0.0000	0.0000	0.0000	0.0000	0.0000	0.0000	0.0000	0.0000	0.0000	0.0000	0.0000	0.0000
Worker	3.9000e-004	5.0000e-004	4.7400e-003	2.0000e-005	1.3200e-003	1.0000e-005	1.3300e-003	3.5000e-004	1.0000e-005	3.6000e-004	0.0000	1.0377	1.0377	5.0000e-005	0.0000	1.0387
Total	**3.9000e-004**	**5.0000e-004**	**4.7400e-003**	**2.0000e-005**	**1.3200e-003**	**1.0000e-005**	**1.3300e-003**	**3.5000e-004**	**1.0000e-005**	**3.6000e-004**	**0.0000**	**1.0377**	**1.0377**	**5.0000e-005**	**0.0000**	**1.0387**

4.0 Operational Detail - Mobile

4.1 Mitigation Measures Mobile

	ROG	NOx	CO	SO2	Fugitive PM10	Exhaust PM10	PM10 Total	Fugitive PM2.5	Exhaust PM2.5	PM2.5 Total	Bio- CO2	NBio- CO2	Total CO2	CH4	N2O	CO2e
Category	tons/yr										MT/yr					
Mitigated	0.0000	0.0000	0.0000	0.0000	0.0000	0.0000	0.0000	0.0000	0.0000	0.0000	0.0000	0.0000	0.0000	0.0000	0.0000	0.0000
Unmitigated	0.0000	0.0000	0.0000	0.0000	0.0000	0.0000	0.0000	0.0000	0.0000	0.0000	0.0000	0.0000	0.0000	0.0000	0.0000	0.0000

4.2 Trip Summary Information

	Average Daily Trip Rate			Unmitigated	Mitigated
Land Use	Weekday	Saturday	Sunday	Annual VMT	Annual VMT
User Defined Industrial	0.00	0.00	0.00		
Total	0.00	0.00	0.00		

4.3 Trip Type Information

	Miles			Trip %			Trip Purpose %		
Land Use	H-W or C-W	H-S or C-C	H-O or C-NW	H-W or C-W	H-S or C-C	H-O or C-NW	Primary	Diverted	Pass-by
User Defined Industrial	9.50	7.30	7.30	0.00	0.00	0.00	0	0	0

LDA	LDT1	LDT2	MDV	LHD1	LHD2	MHD	HHD	OBUS	UBUS	MCY	SBUS	MH
0.512811	0.073496	0.191363	0.130940	0.036084	0.005147	0.012550	0.023118	0.001871	0.002053	0.006546	0.000576	0.003444

5.0 Energy Detail

4.4 Fleet Mix

Historical Energy Use: N

5.1 Mitigation Measures Energy

	ROG	NOx	CO	SO2	Fugitive PM10	Exhaust PM10	PM10 Total	Fugitive PM2.5	Exhaust PM2.5	PM2.5 Total	Bio- CO2	NBio- CO2	Total CO2	CH4	N2O	CO2e

Category	tons/yr										MT/yr					
Electricity Mitigated						0.0000	0.0000		0.0000	0.0000	0.0000	0.0000	0.0000	0.0000	0.0000	0.0000
Electricity Unmitigated						0.0000	0.0000		0.0000	0.0000	0.0000	0.0000	0.0000	0.0000	0.0000	0.0000
NaturalGas Mitigated	0.0000	0.0000	0.0000	0.0000		0.0000	0.0000		0.0000	0.0000	0.0000	0.0000	0.0000	0.0000	0.0000	0.0000
NaturalGas Unmitigated	0.0000	0.0000	0.0000	0.0000		0.0000	0.0000		0.0000	0.0000	0.0000	0.0000	0.0000	0.0000	0.0000	0.0000

5.2 Energy by Land Use - NaturalGas

Unmitigated

	NaturalGas Use	ROG	NOx	CO	SO2	Fugitive PM10	Exhaust PM10	PM10 Total	Fugitive PM2.5	Exhaust PM2.5	PM2.5 Total	Bio- CO2	NBio- CO2	Total CO2	CH4	N2O	CO2e
Land Use	kBTU/yr	tons/yr										MT/yr					
User Defined Industrial	0	0.0000	0.0000	0.0000	0.0000		0.0000	0.0000		0.0000	0.0000	0.0000	0.0000	0.0000	0.0000	0.0000	0.0000
Total		**0.0000**	**0.0000**	**0.0000**	**0.0000**		**0.0000**	**0.0000**		**0.0000**	**0.0000**	**0.0000**	**0.0000**	**0.0000**	**0.0000**	**0.0000**	**0.0000**

Mitigated

	NaturalGas Use	ROG	NOx	CO	SO2	Fugitive PM10	Exhaust PM10	PM10 Total	Fugitive PM2.5	Exhaust PM2.5	PM2.5 Total	Bio- CO2	NBio- CO2	Total CO2	CH4	N2O	CO2e
Land Use	kBTU/yr	tons/yr										MT/yr					
User Defined Industrial	0	0.0000	0.0000	0.0000	0.0000		0.0000	0.0000		0.0000	0.0000	0.0000	0.0000	0.0000	0.0000	0.0000	0.0000
Total		**0.0000**	**0.0000**	**0.0000**	**0.0000**		**0.0000**	**0.0000**		**0.0000**	**0.0000**	**0.0000**	**0.0000**	**0.0000**	**0.0000**	**0.0000**	**0.0000**

5.3 Energy by Land Use - Electricity

Unmitigated

	Electricity Use	Total CO2	CH4	N2O	CO2e
Land Use	kWh/yr	MT/yr			
User Defined Industrial	0	0.0000	0.0000	0.0000	0.0000
Total		**0.0000**	**0.0000**	**0.0000**	**0.0000**

Mitigated

	Electricity Use	Total CO2	CH4	N2O	CO2e
Land Use	kWh/yr	MT/yr			
User Defined Industrial	0	0.0000	0.0000	0.0000	0.0000
Total		**0.0000**	**0.0000**	**0.0000**	**0.0000**

6.0 Area Detail

6.1 Mitigation Measures Area

	ROG	NOx	CO	SO2	Fugitive PM10	Exhaust PM10	PM10 Total	Fugitive PM2.5	Exhaust PM2.5	PM2.5 Total	Bio- CO2	NBio- CO2	Total CO2	CH4	N2O	CO2e
Category	tons/yr										MT/yr					
Mitigated	0.0000	0.0000	1.0000e-005	0.0000		0.0000	0.0000		0.0000	0.0000	0.0000	2.0000e-005	2.0000e-005	0.0000	0.0000	2.0000e-005
Unmitigated	0.0000	0.0000	1.0000e-005	0.0000		0.0000	0.0000		0.0000	0.0000	0.0000	2.0000e-005	2.0000e-005	0.0000	0.0000	2.0000e-005

6.2 Area by SubCategory

Unmitigated

	ROG	NOx	CO	SO2	Fugitive PM10	Exhaust PM10	PM10 Total	Fugitive PM2.5	Exhaust PM2.5	PM2.5 Total	Bio- CO2	NBio- CO2	Total CO2	CH4	N2O	CO2e
SubCategory	tons/yr										MT/yr					
Architectural Coating	0.0000					0.0000	0.0000		0.0000	0.0000	0.0000	0.0000	0.0000	0.0000	0.0000	0.0000
Consumer Products	0.0000					0.0000	0.0000		0.0000	0.0000	0.0000	0.0000	0.0000	0.0000	0.0000	0.0000
Landscaping	0.0000	0.0000	1.0000e-005	0.0000		0.0000	0.0000		0.0000	0.0000	0.0000	2.0000e-005	2.0000e-005	0.0000	0.0000	2.0000e-005
Total	**0.0000**	**0.0000**	**1.0000e-005**	**0.0000**		**0.0000**	**0.0000**		**0.0000**	**0.0000**	**0.0000**	**2.0000e-005**	**2.0000e-005**	**0.0000**	**0.0000**	**2.0000e-005**

Mitigated

	ROG	NOx	CO	SO2	Fugitive PM10	Exhaust PM10	PM10 Total	Fugitive PM2.5	Exhaust PM2.5	PM2.5 Total	Bio- CO2	NBio- CO2	Total CO2	CH4	N2O	CO2e
SubCategory	tons/yr										MT/yr					

Architectural Coating	0.0000					0.0000	0.0000		0.0000	0.0000	0.0000	0.0000	0.0000	0.0000	0.0000	0.0000
Consumer Products	0.0000					0.0000	0.0000		0.0000	0.0000	0.0000	0.0000	0.0000	0.0000	0.0000	0.0000
Landscaping	0.0000	0.0000	1.0000e-005	0.0000		0.0000	0.0000		0.0000	0.0000	0.0000	2.0000e-005	2.0000e-005	0.0000	0.0000	2.0000e-005
Total	**0.0000**	**0.0000**	**1.0000e-005**	**0.0000**		**0.0000**	**0.0000**		**0.0000**	**0.0000**	**0.0000**	**2.0000e-005**	**2.0000e-005**	**0.0000**	**0.0000**	**2.0000e-005**

7.0 Water Detail

7.1 Mitigation Measures Water

	Total CO2	CH4	N2O	CO2e
Category	MT/yr			
Mitigated	0.0000	0.0000	0.0000	0.0000
Unmitigated	0.0000	0.0000	0.0000	0.0000

7.2 Water by Land Use

Unmitigated

	Indoor/Outdoor Use	Total CO2	CH4	N2O	CO2e
Land Use	Mgal	MT/yr			
User Defined Industrial	0 / 0	0.0000	0.0000	0.0000	0.0000
Total		**0.0000**	**0.0000**	**0.0000**	**0.0000**

Mitigated

	Indoor/Outdoor Use	Total CO2	CH4	N2O	CO2e
Land Use	Mgal	MT/yr			
User Defined Industrial	0 / 0	0.0000	0.0000	0.0000	0.0000
Total		**0.0000**	**0.0000**	**0.0000**	**0.0000**

8.0 Waste Detail

8.1 Mitigation Measures Waste

Category/Year

	Total CO2	CH4	N2O	CO2e
	MT/yr			
Mitigated	0.0000	0.0000	0.0000	0.0000
Unmitigated	0.0000	0.0000	0.0000	0.0000

8.2 Waste by Land Use

Unmitigated

	Waste Disposed	Total CO2	CH4	N2O	CO2e
Land Use	tons	MT/yr			
User Defined Industrial	0	0.0000	0.0000	0.0000	0.0000
Total		**0.0000**	**0.0000**	**0.0000**	**0.0000**

Mitigated

	Waste Disposed	Total CO2	CH4	N2O	CO2e
Land Use	tons	MT/yr			
User Defined Industrial	0	0.0000	0.0000	0.0000	0.0000
Total		**0.0000**	**0.0000**	**0.0000**	**0.0000**

9.0 Operational Offroad

Equipment Type	Number	Hours/Day	Days/Year	Horse Power	Load Factor	Fuel Type

10.0 Vegetation

South Bay Purified Water Pipeline

San Diego Air Basin, Annual

1.0 Project Characteristics

1.1 Land Usage

Land Uses	Size	Metric	Lot Acreage	Floor Surface Area	Population
User Defined Industrial	1.00	User Defined Unit	0.00	0.00	0

1.2 Other Project Characteristics

Urbanization	Urban	**Wind Speed (m/s)**	2.6	**Precipitation Freq (Days)**	40
Climate Zone	13			**Operational Year**	2025
Utility Company	San Diego Gas & Electric				
CO2 Intensity (lb/MWhr)	720.49	**CH4 Intensity (lb/MWhr)**	0.029	**N2O Intensity (lb/MWhr)**	0.006

1.3 User Entered Comments & Non-Default Data

Project Characteristics -

Land Use -

Construction Phase - modified

Off-road Equipment - modified

Off-road Equipment - modified

Off-road Equipment - modified

Off-road Equipment - modified

Off-road Equipment - modified

Off-road Equipment - modified

Off-road Equipment - modified

Trips and VMT - modified

Grading - 5 haul trucks per day

Construction Off-road Equipment Mitigation -

Table Name	Column Name	Default Value	New Value
tblConstructionPhase	NumDays	0.00	490.00
tblConstructionPhase	NumDays	0.00	499.00
tblConstructionPhase	NumDays	0.00	12.00
tblConstructionPhase	NumDays	0.00	10.00
tblConstructionPhase	NumDays	0.00	11.00
tblConstructionPhase	NumDays	0.00	22.00
tblConstructionPhase	PhaseEndDate	11/30/2033	1/14/2032
tblConstructionPhase	PhaseEndDate	1/30/2032	8/30/2030
tblConstructionPhase	PhaseEndDate	9/13/2030	2/28/2031
tblConstructionPhase	PhaseEndDate	3/17/2031	8/30/2031
tblConstructionPhase	PhaseEndDate	9/30/2031	2/15/2032
tblConstructionPhase	PhaseStartDate	1/15/2032	2/28/2030
tblConstructionPhase	PhaseStartDate	1/15/2032	8/15/2030
tblConstructionPhase	PhaseStartDate	8/31/2030	2/15/2031
tblConstructionPhase	PhaseStartDate	3/1/2031	8/15/2031
tblConstructionPhase	PhaseStartDate	8/31/2031	1/15/2032
tblGrading	MaterialExported	0.00	39,920.00
tblOffRoadEquipment	LoadFactor	0.50	0.50
tblOffRoadEquipment	OffRoadEquipmentType		Trenchers
tblOffRoadEquipment	OffRoadEquipmentUnitAmount	4.00	0.00
tblOffRoadEquipment	OffRoadEquipmentUnitAmount	4.00	0.00
tblOffRoadEquipment	OffRoadEquipmentUnitAmount	4.00	0.00
tblOffRoadEquipment	OffRoadEquipmentUnitAmount	4.00	0.00
tblOffRoadEquipment	OffRoadEquipmentUnitAmount	1.00	0.00
tblOffRoadEquipment	OffRoadEquipmentUnitAmount	2.00	1.00
tblOffRoadEquipment	OffRoadEquipmentUnitAmount	2.00	1.00
tblOffRoadEquipment	OffRoadEquipmentUnitAmount	1.00	0.00

tblOffRoadEquipment	OffRoadEquipmentUnitAmount	1.00	0.00
tblOffRoadEquipment	OffRoadEquipmentUnitAmount	1.00	0.00
tblOffRoadEquipment	OffRoadEquipmentUnitAmount	1.00	0.00
tblOffRoadEquipment	UsageHours	7.00	8.00
tblOffRoadEquipment	UsageHours	7.00	8.00
tblOffRoadEquipment	UsageHours	7.00	8.00
tblOffRoadEquipment	UsageHours	7.00	8.00
tblOffRoadEquipment	UsageHours	7.00	8.00
tblOffRoadEquipment	UsageHours	7.00	8.00
tblOffRoadEquipment	UsageHours	7.00	8.00
tblOffRoadEquipment	UsageHours	7.00	8.00
tblOffRoadEquipment	UsageHours	1.00	8.00
tblOffRoadEquipment	UsageHours	6.00	8.00
tblOffRoadEquipment	UsageHours	7.00	8.00
tblProjectCharacteristics	OperationalYear	2014	2025
tblTripsAndVMT	VendorTripNumber	0.00	4.00
tblTripsAndVMT	WorkerTripNumber	0.00	8.00

2.0 Emissions Summary

2.1 Overall Construction

Unmitigated Construction

	ROG	NOx	CO	SO2	Fugitive PM10	Exhaust PM10	PM10 Total	Fugitive PM2.5	Exhaust PM2.5	PM2.5 Total	Bio- CO2	NBio- CO2	Total CO2	CH4	N2O	CO2e
Year	tons/yr										MT/yr					
2030	0.2317	1.2043	2.3000	5.3300e-003	1.5643	0.0400	1.6044	0.8419	0.0397	0.8816	0.0000	468.6573	468.6573	0.0180	0.0000	469.0353
2031	0.2696	1.4008	2.6830	6.2100e-003	1.5689	0.0467	1.6156	0.8432	0.0463	0.8895	0.0000	545.3553	545.3553	0.0210	0.0000	545.7956
2032	0.0176	0.0908	0.1866	3.9000e-004	1.5393	3.5100e-003	1.5428	0.8347	3.4900e-003	0.8382	0.0000	33.8700	33.8700	1.4100e-003	0.0000	33.8996

Total	**0.5190**	**2.6959**	**5.1696**	**0.0119**	**4.6726**	**0.0902**	**4.7628**	**2.5198**	**0.0895**	**2.6093**	**0.0000**	**1,047.8826**	**1,047.8826**	**0.0404**	**0.0000**	**1,048.7305**

Mitigated Construction

	ROG	NOx	CO	SO2	Fugitive PM10	Exhaust PM10	PM10 Total	Fugitive PM2.5	Exhaust PM2.5	PM2.5 Total	Bio- CO2	NBio- CO2	Total CO2	CH4	N2O	CO2e
Year	tons/yr										MT/yr					
2030	0.2317	1.2043	2.3000	5.3300e-003	0.7364	0.0400	0.7765	0.3874	0.0397	0.4271	0.0000	468.6569	468.6569	0.0180	0.0000	469.0349
2031	0.2696	1.4008	2.6830	6.2100e-003	0.7410	0.0467	0.7877	0.3887	0.0463	0.4350	0.0000	545.3548	545.3548	0.0210	0.0000	545.7951
2032	0.0176	0.0908	0.1866	3.9000e-004	0.7114	3.5100e-003	0.7149	0.3803	3.4900e-003	0.3837	0.0000	33.8700	33.8700	1.4100e-003	0.0000	33.8996
Total	**0.5190**	**2.6959**	**5.1696**	**0.0119**	**2.1888**	**0.0902**	**2.2790**	**1.1564**	**0.0895**	**1.2459**	**0.0000**	**1,047.8816**	**1,047.8816**	**0.0404**	**0.0000**	**1,048.7295**

	ROG	**NOx**	**CO**	**SO2**	**Fugitive PM10**	**Exhaust PM10**	**PM10 Total**	**Fugitive PM2.5**	**Exhaust PM2.5**	**PM2.5 Total**	**Bio- CO2**	**NBio-CO2**	**Total CO2**	**CH4**	**N20**	**CO2e**
Percent Reduction	**0.00**	**0.00**	**0.00**	**0.00**	**53.16**	**0.00**	**52.15**	**54.11**	**0.00**	**52.25**	**0.00**	**0.00**	**0.00**	**0.00**	**0.00**	**0.00**

2.2 Overall Operational

Unmitigated Operational

	ROG	NOx	CO	SO2	Fugitive PM10	Exhaust PM10	PM10 Total	Fugitive PM2.5	Exhaust PM2.5	PM2.5 Total	Bio- CO2	NBio- CO2	Total CO2	CH4	N2O	CO2e
Category	tons/yr										MT/yr					
Area	0.0000	0.0000	1.0000e-005	0.0000		0.0000	0.0000		0.0000	0.0000	0.0000	2.0000e-005	2.0000e-005	0.0000	0.0000	2.0000e-005
Energy	0.0000	0.0000	0.0000	0.0000		0.0000	0.0000		0.0000	0.0000	0.0000	0.0000	0.0000	0.0000	0.0000	0.0000
Mobile	0.0000	0.0000	0.0000	0.0000	0.0000	0.0000	0.0000	0.0000	0.0000	0.0000	0.0000	0.0000	0.0000	0.0000	0.0000	0.0000

Waste						0.0000	0.0000		0.0000	0.0000	0.0000	0.0000	0.0000	0.0000	0.0000	0.0000
Water						0.0000	0.0000		0.0000	0.0000	0.0000	0.0000	0.0000	0.0000	0.0000	0.0000
Total	**0.0000**	**0.0000**	**1.0000e-005**	**0.0000**	**0.0000**	**0.0000**	**0.0000**	**0.0000**	**0.0000**	**0.0000**	**0.0000**	**2.0000e-005**	**2.0000e-005**	**0.0000**	**0.0000**	**2.0000e-005**

Mitigated Operational

	ROG	NOx	CO	SO2	Fugitive PM10	Exhaust PM10	PM10 Total	Fugitive PM2.5	Exhaust PM2.5	PM2.5 Total	Bio- CO2	NBio- CO2	Total CO2	CH4	N2O	CO2e
Category	tons/yr										MT/yr					
Area	0.0000	0.0000	1.0000e-005	0.0000		0.0000	0.0000		0.0000	0.0000	0.0000	2.0000e-005	2.0000e-005	0.0000	0.0000	2.0000e-005
Energy	0.0000	0.0000	0.0000	0.0000		0.0000	0.0000		0.0000	0.0000	0.0000	0.0000	0.0000	0.0000	0.0000	0.0000
Mobile	0.0000	0.0000	0.0000	0.0000	0.0000	0.0000	0.0000	0.0000	0.0000	0.0000	0.0000	0.0000	0.0000	0.0000	0.0000	0.0000
Waste						0.0000	0.0000		0.0000	0.0000	0.0000	0.0000	0.0000	0.0000	0.0000	0.0000
Water						0.0000	0.0000		0.0000	0.0000	0.0000	0.0000	0.0000	0.0000	0.0000	0.0000
Total	**0.0000**	**0.0000**	**1.0000e-005**	**0.0000**	**0.0000**	**0.0000**	**0.0000**	**0.0000**	**0.0000**	**0.0000**	**0.0000**	**2.0000e-005**	**2.0000e-005**	**0.0000**	**0.0000**	**2.0000e-005**

	ROG	**NOx**	**CO**	**SO2**	**Fugitive PM10**	**Exhaust PM10**	**PM10 Total**	**Fugitive PM2.5**	**Exhaust PM2.5**	**PM2.5 Total**	**Bio- CO2**	**NBio-CO2**	**Total CO2**	**CH4**	**N20**	**CO2e**
Percent Reduction	**0.00**	**0.00**	**0.00**	**0.00**	**0.00**	**0.00**	**0.00**	**0.00**	**0.00**	**0.00**	**0.00**	**0.00**	**0.00**	**0.00**	**0.00**	**0.00**

3.0 Construction Detail

Construction Phase

Phase Number	Phase Name	Phase Type	Start Date	End Date	Num Days Week	Num Days	Phase Description
1	Trenching	Grading	2/15/2030	1/14/2032	5	499	

2	Installation	Building Construction	2/28/2030	1/14/2032	5	490	
3	Paving 1	Paving	8/15/2030	8/30/2030	5	12	
4	Paving 2	Paving	2/15/2031	2/28/2031	5	10	
5	Paving 3	Paving	8/15/2031	8/30/2031	5	11	
6	Final Paving	Paving	1/15/2032	2/15/2032	5	22	

Acres of Grading (Site Preparation Phase): 0

Acres of Grading (Grading Phase): 0

Acres of Paving: 0

Residential Indoor: 0; Residential Outdoor: 0; Non-Residential Indoor: 0; Non-Residential Outdoor: 0 (Architectural Coating – sqft)

OffRoad Equipment

Phase Name	Offroad Equipment Type	Amount	Usage Hours	Horse Power	Load Factor
Trenching	Trenchers	1	8.00	80	0.50
Trenching	Concrete/Industrial Saws	0	8.00	81	0.73
Trenching	Excavators	1	8.00	162	0.38
Trenching	Rubber Tired Dozers	1	8.00	255	0.40
Trenching	Tractors/Loaders/Backhoes	2	8.00	97	0.37
Installation	Cranes	1	4.00	226	0.29
Installation	Forklifts	1	6.00	89	0.20
Installation	Tractors/Loaders/Backhoes	1	8.00	97	0.37
Paving 1	Cement and Mortar Mixers	0	6.00	9	0.56
Paving 1	Pavers	1	8.00	125	0.42
Paving 1	Paving Equipment	1	8.00	130	0.36
Paving 1	Rollers	1	8.00	80	0.38
Paving 1	Tractors/Loaders/Backhoes	0	7.00	97	0.37
Paving 2	Cement and Mortar Mixers	0	6.00	9	0.56
Paving 2	Pavers	1	8.00	125	0.42
Paving 2	Paving Equipment	1	8.00	130	0.36
Paving 2	Rollers	1	8.00	80	0.38

Paving 2	Tractors/Loaders/Backhoes	0	8.00	97	0.37
Paving 3	Cement and Mortar Mixers	0	6.00	9	0.56
Paving 3	Pavers	1	8.00	125	0.42
Paving 3	Paving Equipment	1	8.00	130	0.36
Paving 3	Rollers	1	8.00	80	0.38
Paving 3	Tractors/Loaders/Backhoes	0	7.00	97	0.37
Final Paving	Cement and Mortar Mixers	0	6.00	9	0.56
Final Paving	Pavers	1	8.00	125	0.42
Final Paving	Paving Equipment	1	8.00	130	0.36
Final Paving	Rollers	1	8.00	80	0.38
Final Paving	Tractors/Loaders/Backhoes	0	7.00	97	0.37

Trips and VMT

Phase Name	Offroad Equipment Count	Worker Trip Number	Vendor Trip Number	Hauling Trip Number	Worker Trip Length	Vendor Trip Length	Hauling Trip Length	Worker Vehicle Class	Vendor Vehicle Class	Hauling Vehicle Class
Trenching	5	13.00	0.00	4,990.00	10.80	7.30	20.00	LD_Mix	HDT_Mix	HHDT
Installation	3	8.00	4.00	0.00	10.80	7.30	20.00	LD_Mix	HDT_Mix	HHDT
Paving 1	3	8.00	0.00	0.00	10.80	7.30	20.00	LD_Mix	HDT_Mix	HHDT
Paving 2	3	8.00	0.00	0.00	10.80	7.30	20.00	LD_Mix	HDT_Mix	HHDT
Paving 3	3	8.00	0.00	0.00	10.80	7.30	20.00	LD_Mix	HDT_Mix	HHDT
Final Paving	3	8.00	0.00	0.00	10.80	7.30	20.00	LD_Mix	HDT_Mix	HHDT

3.1 Mitigation Measures Construction

Water Exposed Area

Clean Paved Roads

3.2 Trenching - 2030

Unmitigated Construction On-Site

	ROG	NOx	CO	SO2	Fugitive PM10	Exhaust PM10	PM10 Total	Fugitive PM2.5	Exhaust PM2.5	PM2.5 Total	Bio- CO2	NBio- CO2	Total CO2	CH4	N2O	CO2e
Category	tons/yr										MT/yr					
Fugitive Dust					1.5053	0.0000	1.5053	0.8263	0.0000	0.8263	0.0000	0.0000	0.0000	0.0000	0.0000	0.0000
Off-Road	0.1647	0.8462	1.5407	3.1200e-003		0.0310	0.0310		0.0310	0.0310	0.0000	285.6185	285.6185	0.0133	0.0000	285.8981
Total	**0.1647**	**0.8462**	**1.5407**	**3.1200e-003**	**1.5053**	**0.0310**	**1.5363**	**0.8263**	**0.0310**	**0.8573**	**0.0000**	**285.6185**	**285.6185**	**0.0133**	**0.0000**	**285.8981**

Unmitigated Construction Off-Site

	ROG	NOx	CO	SO2	Fugitive PM10	Exhaust PM10	PM10 Total	Fugitive PM2.5	Exhaust PM2.5	PM2.5 Total	Bio- CO2	NBio- CO2	Total CO2	CH4	N2O	CO2e
Category	tons/yr										MT/yr					
Hauling	0.0159	0.1163	0.1992	8.4000e-004	0.0369	3.4500e-003	0.0403	9.6200e-003	3.1700e-003	0.0128	0.0000	71.8587	71.8587	5.0000e-004	0.0000	71.8692
Vendor	0.0000	0.0000	0.0000	0.0000	0.0000	0.0000	0.0000	0.0000	0.0000	0.0000	0.0000	0.0000	0.0000	0.0000	0.0000	0.0000
Worker	2.4900e-003	3.1600e-003	0.0299	1.5000e-004	0.0119	9.0000e-005	0.0120	3.1600e-003	9.0000e-005	3.2500e-003	0.0000	8.4507	8.4507	3.4000e-004	0.0000	8.4579
Total	**0.0184**	**0.1195**	**0.2291**	**9.9000e-004**	**0.0488**	**3.5400e-003**	**0.0523**	**0.0128**	**3.2600e-003**	**0.0160**	**0.0000**	**80.3094**	**80.3094**	**8.4000e-004**	**0.0000**	**80.3271**

Mitigated Construction On-Site

	ROG	NOx	CO	SO2	Fugitive PM10	Exhaust PM10	PM10 Total	Fugitive PM2.5	Exhaust PM2.5	PM2.5 Total	Bio- CO2	NBio- CO2	Total CO2	CH4	N2O	CO2e
Category	tons/yr										MT/yr					
Fugitive Dust					0.6774	0.0000	0.6774	0.3719	0.0000	0.3719	0.0000	0.0000	0.0000	0.0000	0.0000	0.0000

Off-Road	0.1647	0.8462	1.5407	3.1200e-003		0.0310	0.0310		0.0310	0.0310	0.0000	285.6182	285.6182	0.0133	0.0000	285.8977
Total	**0.1647**	**0.8462**	**1.5407**	**3.1200e-003**	**0.6774**	**0.0310**	**0.7084**	**0.3719**	**0.0310**	**0.4028**	**0.0000**	**285.6182**	**285.6182**	**0.0133**	**0.0000**	**285.8977**

Mitigated Construction Off-Site

	ROG	NOx	CO	SO2	Fugitive PM10	Exhaust PM10	PM10 Total	Fugitive PM2.5	Exhaust PM2.5	PM2.5 Total	Bio- CO2	NBio- CO2	Total CO2	CH4	N2O	CO2e
Category	tons/yr										MT/yr					
Hauling	0.0159	0.1163	0.1992	8.4000e-004	0.0369	3.4500e-003	0.0403	9.6200e-003	3.1700e-003	0.0128	0.0000	71.8587	71.8587	5.0000e-004	0.0000	71.8692
Vendor	0.0000	0.0000	0.0000	0.0000	0.0000	0.0000	0.0000	0.0000	0.0000	0.0000	0.0000	0.0000	0.0000	0.0000	0.0000	0.0000
Worker	2.4900e-003	3.1600e-003	0.0299	1.5000e-004	0.0119	9.0000e-005	0.0120	3.1600e-003	9.0000e-005	3.2500e-003	0.0000	8.4507	8.4507	3.4000e-004	0.0000	8.4579
Total	**0.0184**	**0.1195**	**0.2291**	**9.9000e-004**	**0.0488**	**3.5400e-003**	**0.0523**	**0.0128**	**3.2600e-003**	**0.0160**	**0.0000**	**80.3094**	**80.3094**	**8.4000e-004**	**0.0000**	**80.3271**

3.2 Trenching - 2031

Unmitigated Construction On-Site

	ROG	NOx	CO	SO2	Fugitive PM10	Exhaust PM10	PM10 Total	Fugitive PM2.5	Exhaust PM2.5	PM2.5 Total	Bio- CO2	NBio- CO2	Total CO2	CH4	N2O	CO2e
Category	tons/yr										MT/yr					
Fugitive Dust					1.5053	0.0000	1.5053	0.8263	0.0000	0.8263	0.0000	0.0000	0.0000	0.0000	0.0000	0.0000
Off-Road	0.1886	0.9687	1.7637	3.5700e-003		0.0355	0.0355		0.0355	0.0355	0.0000	326.9581	326.9581	0.0152	0.0000	327.2780
Total	**0.1886**	**0.9687**	**1.7637**	**3.5700e-003**	**1.5053**	**0.0355**	**1.5408**	**0.8263**	**0.0355**	**0.8618**	**0.0000**	**326.9581**	**326.9581**	**0.0152**	**0.0000**	**327.2780**

Unmitigated Construction Off-Site

	ROG	NOx	CO	SO2	Fugitive PM10	Exhaust PM10	PM10 Total	Fugitive PM2.5	Exhaust PM2.5	PM2.5 Total	Bio- CO2	NBio- CO2	Total CO2	CH4	N2O	CO2e
Category	tons/yr										MT/yr					
Hauling	0.0181	0.1327	0.2280	9.6000e-004	0.0376	3.9500e-003	0.0415	9.8700e-003	3.6300e-003	0.0135	0.0000	82.2687	82.2687	5.8000e-004	0.0000	82.2808
Vendor	0.0000	0.0000	0.0000	0.0000	0.0000	0.0000	0.0000	0.0000	0.0000	0.0000	0.0000	0.0000	0.0000	0.0000	0.0000	0.0000
Worker	2.7700e-003	3.5300e-003	0.0335	1.7000e-004	0.0136	1.1000e-004	0.0137	3.6200e-003	1.0000e-004	3.7200e-003	0.0000	9.6268	9.6268	3.8000e-004	0.0000	9.6348
Total	**0.0209**	**0.1363**	**0.2615**	**1.1300e-003**	**0.0512**	**4.0600e-003**	**0.0552**	**0.0135**	**3.7300e-003**	**0.0172**	**0.0000**	**91.8955**	**91.8955**	**9.6000e-004**	**0.0000**	**91.9156**

Mitigated Construction On-Site

	ROG	NOx	CO	SO2	Fugitive PM10	Exhaust PM10	PM10 Total	Fugitive PM2.5	Exhaust PM2.5	PM2.5 Total	Bio- CO2	NBio- CO2	Total CO2	CH4	N2O	CO2e
Category	tons/yr										MT/yr					
Fugitive Dust					0.6774	0.0000	0.6774	0.3719	0.0000	0.3719	0.0000	0.0000	0.0000	0.0000	0.0000	0.0000
Off-Road	0.1886	0.9687	1.7637	3.5700e-003		0.0355	0.0355		0.0355	0.0355	0.0000	326.9577	326.9577	0.0152	0.0000	327.2777
Total	**0.1886**	**0.9687**	**1.7637**	**3.5700e-003**	**0.6774**	**0.0355**	**0.7128**	**0.3719**	**0.0355**	**0.4073**	**0.0000**	**326.9577**	**326.9577**	**0.0152**	**0.0000**	**327.2777**

Mitigated Construction Off-Site

	ROG	NOx	CO	SO2	Fugitive PM10	Exhaust PM10	PM10 Total	Fugitive PM2.5	Exhaust PM2.5	PM2.5 Total	Bio- CO2	NBio- CO2	Total CO2	CH4	N2O	CO2e
Category	tons/yr										MT/yr					

Hauling	0.0181	0.1327	0.2280	9.6000e-004	0.0376	3.9500e-003	0.0415	9.8700e-003	3.6300e-003	0.0135	0.0000	82.2687	82.2687	5.8000e-004	0.0000	82.2808
Vendor	0.0000	0.0000	0.0000	0.0000	0.0000	0.0000	0.0000	0.0000	0.0000	0.0000	0.0000	0.0000	0.0000	0.0000	0.0000	0.0000
Worker	2.7700e-003	3.5300e-003	0.0335	1.7000e-004	0.0136	1.1000e-004	0.0137	3.6200e-003	1.0000e-004	3.7200e-003	0.0000	9.6268	9.6268	3.8000e-004	0.0000	9.6348
Total	**0.0209**	**0.1363**	**0.2615**	**1.1300e-003**	**0.0512**	**4.0600e-003**	**0.0552**	**0.0135**	**3.7300e-003**	**0.0172**	**0.0000**	**91.8955**	**91.8955**	**9.6000e-004**	**0.0000**	**91.9156**

3.2 Trenching - 2032

Unmitigated Construction On-Site

	ROG	NOx	CO	SO2	Fugitive PM10	Exhaust PM10	PM10 Total	Fugitive PM2.5	Exhaust PM2.5	PM2.5 Total	Bio- CO2	NBio- CO2	Total CO2	CH4	N2O	CO2e
Category	tons/yr										MT/yr					
Fugitive Dust					1.5053	0.0000	1.5053	0.8263	0.0000	0.8263	0.0000	0.0000	0.0000	0.0000	0.0000	0.0000
Off-Road	7.2200e-003	0.0371	0.0676	1.4000e-004		1.3600e-003	1.3600e-003		1.3600e-003	1.3600e-003	0.0000	12.5271	12.5271	5.8000e-004	0.0000	12.5394
Total	**7.2200e-003**	**0.0371**	**0.0676**	**1.4000e-004**	**1.5053**	**1.3600e-003**	**1.5067**	**0.8263**	**1.3600e-003**	**0.8277**	**0.0000**	**12.5271**	**12.5271**	**5.8000e-004**	**0.0000**	**12.5394**

Unmitigated Construction Off-Site

	ROG	NOx	CO	SO2	Fugitive PM10	Exhaust PM10	PM10 Total	Fugitive PM2.5	Exhaust PM2.5	PM2.5 Total	Bio- CO2	NBio- CO2	Total CO2	CH4	N2O	CO2e
Category	tons/yr										MT/yr					
Hauling	6.9000e-004	5.0700e-003	8.7400e-003	4.0000e-005	0.0323	1.5000e-004	0.0324	7.9500e-003	1.4000e-004	8.0900e-003	0.0000	3.1524	3.1524	2.0000e-005	0.0000	3.1529
Vendor	0.0000	0.0000	0.0000	0.0000	0.0000	0.0000	0.0000	0.0000	0.0000	0.0000	0.0000	0.0000	0.0000	0.0000	0.0000	0.0000
Worker	1.0000e-004	1.3000e-004	1.2600e-003	1.0000e-005	5.2000e-004	0.0000	5.3000e-004	1.4000e-004	0.0000	1.4000e-004	0.0000	0.3673	0.3673	1.0000e-005	0.0000	0.3676
Total	**7.9000e-004**	**5.2000e-003**	**0.0100**	**5.0000e-005**	**0.0328**	**1.5000e-004**	**0.0330**	**8.0900e-003**	**1.4000e-004**	**8.2300e-003**	**0.0000**	**3.5197**	**3.5197**	**3.0000e-005**	**0.0000**	**3.5205**

Mitigated Construction On-Site

	ROG	NOx	CO	SO2	Fugitive PM10	Exhaust PM10	PM10 Total	Fugitive PM2.5	Exhaust PM2.5	PM2.5 Total	Bio- CO2	NBio- CO2	Total CO2	CH4	N2O	CO2e
Category	tons/yr										MT/yr					
Fugitive Dust					0.6774	0.0000	0.6774	0.3719	0.0000	0.3719	0.0000	0.0000	0.0000	0.0000	0.0000	0.0000
Off-Road	7.2200e-003	0.0371	0.0676	1.4000e-004		1.3600e-003	1.3600e-003		1.3600e-003	1.3600e-003	0.0000	12.5271	12.5271	5.8000e-004	0.0000	12.5394
Total	**7.2200e-003**	**0.0371**	**0.0676**	**1.4000e-004**	**0.6774**	**1.3600e-003**	**0.6788**	**0.3719**	**1.3600e-003**	**0.3732**	**0.0000**	**12.5271**	**12.5271**	**5.8000e-004**	**0.0000**	**12.5394**

Mitigated Construction Off-Site

	ROG	NOx	CO	SO2	Fugitive PM10	Exhaust PM10	PM10 Total	Fugitive PM2.5	Exhaust PM2.5	PM2.5 Total	Bio- CO2	NBio- CO2	Total CO2	CH4	N2O	CO2e
Category	tons/yr										MT/yr					
Hauling	6.9000e-004	5.0700e-003	8.7400e-003	4.0000e-005	0.0323	1.5000e-004	0.0324	7.9500e-003	1.4000e-004	8.0900e-003	0.0000	3.1524	3.1524	2.0000e-005	0.0000	3.1529
Vendor	0.0000	0.0000	0.0000	0.0000	0.0000	0.0000	0.0000	0.0000	0.0000	0.0000	0.0000	0.0000	0.0000	0.0000	0.0000	0.0000
Worker	1.0000e-004	1.3000e-004	1.2600e-003	1.0000e-005	5.2000e-004	0.0000	5.3000e-004	1.4000e-004	0.0000	1.4000e-004	0.0000	0.3673	0.3673	1.0000e-005	0.0000	0.3676
Total	**7.9000e-004**	**5.2000e-003**	**0.0100**	**5.0000e-005**	**0.0328**	**1.5000e-004**	**0.0330**	**8.0900e-003**	**1.4000e-004**	**8.2300e-003**	**0.0000**	**3.5197**	**3.5197**	**3.0000e-005**	**0.0000**	**3.5205**

3.3 Installation - 2030

Unmitigated Construction On-Site

	ROG	NOx	CO	SO2	Fugitive PM10	Exhaust PM10	PM10 Total	Fugitive PM2.5	Exhaust PM2.5	PM2.5 Total	Bio- CO2	NBio- CO2	Total CO2	CH4	N2O	CO2e
Category	tons/yr										MT/yr					
Off-Road	0.0403	0.2000	0.4273	9.5000e-004		4.1400e-003	4.1400e-003		4.1400e-003	4.1400e-003	0.0000	81.6541	81.6541	3.2400e-003	0.0000	81.7222
Total	**0.0403**	**0.2000**	**0.4273**	**9.5000e-004**		**4.1400e-003**	**4.1400e-003**		**4.1400e-003**	**4.1400e-003**	**0.0000**	**81.6541**	**81.6541**	**3.2400e-003**	**0.0000**	**81.7222**

Unmitigated Construction Off-Site

	ROG	NOx	CO	SO2	Fugitive PM10	Exhaust PM10	PM10 Total	Fugitive PM2.5	Exhaust PM2.5	PM2.5 Total	Bio- CO2	NBio- CO2	Total CO2	CH4	N2O	CO2e
Category	tons/yr										MT/yr					
Hauling	0.0000	0.0000	0.0000	0.0000	0.0000	0.0000	0.0000	0.0000	0.0000	0.0000	0.0000	0.0000	0.0000	0.0000	0.0000	0.0000
Vendor	2.6900e-003	0.0156	0.0377	1.0000e-004	2.8500e-003	3.6000e-004	3.2100e-003	8.2000e-004	3.4000e-004	1.1500e-003	0.0000	8.7304	8.7304	6.0000e-005	0.0000	8.7317
Worker	1.4700e-003	1.8700e-003	0.0177	9.0000e-005	7.0200e-003	6.0000e-005	7.0800e-003	1.8700e-003	5.0000e-005	1.9200e-003	0.0000	4.9952	4.9952	2.0000e-004	0.0000	4.9994
Total	**4.1600e-003**	**0.0175**	**0.0554**	**1.9000e-004**	**9.8700e-003**	**4.2000e-004**	**0.0103**	**2.6900e-003**	**3.9000e-004**	**3.0700e-003**	**0.0000**	**13.7256**	**13.7256**	**2.6000e-004**	**0.0000**	**13.7311**

Mitigated Construction On-Site

	ROG	NOx	CO	SO2	Fugitive PM10	Exhaust PM10	PM10 Total	Fugitive PM2.5	Exhaust PM2.5	PM2.5 Total	Bio- CO2	NBio- CO2	Total CO2	CH4	N2O	CO2e
Category	tons/yr										MT/yr					
Off-Road	0.0403	0.2000	0.4273	9.5000e-004		4.1400e-003	4.1400e-003		4.1400e-003	4.1400e-003	0.0000	81.6540	81.6540	3.2400e-003	0.0000	81.7221

Total	**0.0403**	**0.2000**	**0.4273**	**9.5000e-004**		**4.1400e-003**	**4.1400e-003**		**4.1400e-003**	**4.1400e-003**	**0.0000**	**81.6540**	**81.6540**	**3.2400e-003**	**0.0000**	**81.7221**

Mitigated Construction Off-Site

	ROG	NOx	CO	SO2	Fugitive PM10	Exhaust PM10	PM10 Total	Fugitive PM2.5	Exhaust PM2.5	PM2.5 Total	Bio- CO2	NBio- CO2	Total CO2	CH4	N2O	CO2e
Category	tons/yr										MT/yr					
Hauling	0.0000	0.0000	0.0000	0.0000	0.0000	0.0000	0.0000	0.0000	0.0000	0.0000	0.0000	0.0000	0.0000	0.0000	0.0000	0.0000
Vendor	2.6900e-003	0.0156	0.0377	1.0000e-004	2.8500e-003	3.6000e-004	3.2100e-003	8.2000e-004	3.4000e-004	1.1500e-003	0.0000	8.7304	8.7304	6.0000e-005	0.0000	8.7317
Worker	1.4700e-003	1.8700e-003	0.0177	9.0000e-005	7.0200e-003	6.0000e-005	7.0800e-003	1.8700e-003	5.0000e-005	1.9200e-003	0.0000	4.9952	4.9952	2.0000e-004	0.0000	4.9994
Total	**4.1600e-003**	**0.0175**	**0.0554**	**1.9000e-004**	**9.8700e-003**	**4.2000e-004**	**0.0103**	**2.6900e-003**	**3.9000e-004**	**3.0700e-003**	**0.0000**	**13.7256**	**13.7256**	**2.6000e-004**	**0.0000**	**13.7311**

3.3 Installation - 2031

Unmitigated Construction On-Site

	ROG	NOx	CO	SO2	Fugitive PM10	Exhaust PM10	PM10 Total	Fugitive PM2.5	Exhaust PM2.5	PM2.5 Total	Bio- CO2	NBio- CO2	Total CO2	CH4	N2O	CO2e
Category	tons/yr										MT/yr					
Off-Road	0.0481	0.2384	0.5093	1.1300e-003		4.9300e-003	4.9300e-003		4.9300e-003	4.9300e-003	0.0000	97.3138	97.3138	3.8600e-003	0.0000	97.3949
Total	**0.0481**	**0.2384**	**0.5093**	**1.1300e-003**		**4.9300e-003**	**4.9300e-003**		**4.9300e-003**	**4.9300e-003**	**0.0000**	**97.3138**	**97.3138**	**3.8600e-003**	**0.0000**	**97.3949**

Unmitigated Construction Off-Site

	ROG	NOx	CO	SO2	Fugitive PM10	Exhaust PM10	PM10 Total	Fugitive PM2.5	Exhaust PM2.5	PM2.5 Total	Bio- CO2	NBio- CO2	Total CO2	CH4	N2O	CO2e
Category	tons/yr										MT/yr					
Hauling	0.0000	0.0000	0.0000	0.0000	0.0000	0.0000	0.0000	0.0000	0.0000	0.0000	0.0000	0.0000	0.0000	0.0000	0.0000	0.0000
Vendor	3.1800e-003	0.0186	0.0447	1.2000e-004	3.4000e-003	4.3000e-004	3.8300e-003	9.7000e-004	4.0000e-004	1.3700e-003	0.0000	10.4042	10.4042	7.0000e-005	0.0000	10.4057
Worker	1.7000e-003	2.1700e-003	0.0206	1.0000e-004	8.3700e-003	7.0000e-005	8.4400e-003	2.2200e-003	6.0000e-005	2.2900e-003	0.0000	5.9242	5.9242	2.4000e-004	0.0000	5.9291
Total	**4.8800e-003**	**0.0207**	**0.0653**	**2.2000e-004**	**0.0118**	**5.0000e-004**	**0.0123**	**3.1900e-003**	**4.6000e-004**	**3.6600e-003**	**0.0000**	**16.3284**	**16.3284**	**3.1000e-004**	**0.0000**	**16.3349**

Mitigated Construction On-Site

	ROG	NOx	CO	SO2	Fugitive PM10	Exhaust PM10	PM10 Total	Fugitive PM2.5	Exhaust PM2.5	PM2.5 Total	Bio- CO2	NBio- CO2	Total CO2	CH4	N2O	CO2e
Category	tons/yr										MT/yr					
Off-Road	0.0481	0.2384	0.5093	1.1300e-003		4.9300e-003	4.9300e-003		4.9300e-003	4.9300e-003	0.0000	97.3136	97.3136	3.8600e-003	0.0000	97.3948
Total	**0.0481**	**0.2384**	**0.5093**	**1.1300e-003**		**4.9300e-003**	**4.9300e-003**		**4.9300e-003**	**4.9300e-003**	**0.0000**	**97.3136**	**97.3136**	**3.8600e-003**	**0.0000**	**97.3948**

Mitigated Construction Off-Site

	ROG	NOx	CO	SO2	Fugitive PM10	Exhaust PM10	PM10 Total	Fugitive PM2.5	Exhaust PM2.5	PM2.5 Total	Bio- CO2	NBio- CO2	Total CO2	CH4	N2O	CO2e
Category	tons/yr										MT/yr					

Hauling	0.0000	0.0000	0.0000	0.0000	0.0000	0.0000	0.0000	0.0000	0.0000	0.0000	0.0000	0.0000	0.0000	0.0000	0.0000	0.0000
Vendor	3.1800e-003	0.0186	0.0447	1.2000e-004	3.4000e-003	4.3000e-004	3.8300e-003	9.7000e-004	4.0000e-004	1.3700e-003	0.0000	10.4042	10.4042	7.0000e-005	0.0000	10.4057
Worker	1.7000e-003	2.1700e-003	0.0206	1.0000e-004	8.3700e-003	7.0000e-005	8.4400e-003	2.2200e-003	6.0000e-005	2.2900e-003	0.0000	5.9242	5.9242	2.4000e-004	0.0000	5.9291
Total	**4.8800e-003**	**0.0207**	**0.0653**	**2.2000e-004**	**0.0118**	**5.0000e-004**	**0.0123**	**3.1900e-003**	**4.6000e-004**	**3.6600e-003**	**0.0000**	**16.3284**	**16.3284**	**3.1000e-004**	**0.0000**	**16.3349**

3.3 Installation - 2032

Unmitigated Construction On-Site

	ROG	NOx	CO	SO2	Fugitive PM10	Exhaust PM10	PM10 Total	Fugitive PM2.5	Exhaust PM2.5	PM2.5 Total	Bio- CO2	NBio- CO2	Total CO2	CH4	N2O	CO2e
Category	tons/yr										MT/yr					
Off-Road	1.8400e-003	9.1300e-003	0.0195	4.0000e-005		1.9000e-004	1.9000e-004		1.9000e-004	1.9000e-004	0.0000	3.7285	3.7285	1.5000e-004	0.0000	3.7316
Total	**1.8400e-003**	**9.1300e-003**	**0.0195**	**4.0000e-005**		**1.9000e-004**	**1.9000e-004**		**1.9000e-004**	**1.9000e-004**	**0.0000**	**3.7285**	**3.7285**	**1.5000e-004**	**0.0000**	**3.7316**

Unmitigated Construction Off-Site

	ROG	NOx	CO	SO2	Fugitive PM10	Exhaust PM10	PM10 Total	Fugitive PM2.5	Exhaust PM2.5	PM2.5 Total	Bio- CO2	NBio- CO2	Total CO2	CH4	N2O	CO2e
Category	tons/yr										MT/yr					
Hauling	0.0000	0.0000	0.0000	0.0000	0.0000	0.0000	0.0000	0.0000	0.0000	0.0000	0.0000	0.0000	0.0000	0.0000	0.0000	0.0000
Vendor	1.2000e-004	7.1000e-004	1.7100e-003	0.0000	1.3000e-004	2.0000e-005	1.5000e-004	4.0000e-005	2.0000e-005	5.0000e-005	0.0000	0.3986	0.3986	0.0000	0.0000	0.3987
Worker	6.0000e-005	8.0000e-005	7.8000e-004	0.0000	3.2000e-004	0.0000	3.2000e-004	9.0000e-005	0.0000	9.0000e-005	0.0000	0.2261	0.2261	1.0000e-005	0.0000	0.2262
Total	**1.8000e-004**	**7.9000e-004**	**2.4900e-003**	**0.0000**	**4.5000e-004**	**2.0000e-005**	**4.7000e-004**	**1.3000e-004**	**2.0000e-005**	**1.4000e-004**	**0.0000**	**0.6247**	**0.6247**	**1.0000e-005**	**0.0000**	**0.6249**

Mitigated Construction On-Site

	ROG	NOx	CO	SO2	Fugitive PM10	Exhaust PM10	PM10 Total	Fugitive PM2.5	Exhaust PM2.5	PM2.5 Total	Bio- CO2	NBio- CO2	Total CO2	CH4	N2O	CO2e
Category	tons/yr										MT/yr					
Off-Road	1.8400e-003	9.1300e-003	0.0195	4.0000e-005		1.9000e-004	1.9000e-004		1.9000e-004	1.9000e-004	0.0000	3.7285	3.7285	1.5000e-004	0.0000	3.7316
Total	**1.8400e-003**	**9.1300e-003**	**0.0195**	**4.0000e-005**		**1.9000e-004**	**1.9000e-004**		**1.9000e-004**	**1.9000e-004**	**0.0000**	**3.7285**	**3.7285**	**1.5000e-004**	**0.0000**	**3.7316**

Mitigated Construction Off-Site

	ROG	NOx	CO	SO2	Fugitive PM10	Exhaust PM10	PM10 Total	Fugitive PM2.5	Exhaust PM2.5	PM2.5 Total	Bio- CO2	NBio- CO2	Total CO2	CH4	N2O	CO2e
Category	tons/yr										MT/yr					
Hauling	0.0000	0.0000	0.0000	0.0000	0.0000	0.0000	0.0000	0.0000	0.0000	0.0000	0.0000	0.0000	0.0000	0.0000	0.0000	0.0000
Vendor	1.2000e-004	7.1000e-004	1.7100e-003	0.0000	1.3000e-004	2.0000e-005	1.5000e-004	4.0000e-005	2.0000e-005	5.0000e-005	0.0000	0.3986	0.3986	0.0000	0.0000	0.3987
Worker	6.0000e-005	8.0000e-005	7.8000e-004	0.0000	3.2000e-004	0.0000	3.2000e-004	9.0000e-005	0.0000	9.0000e-005	0.0000	0.2261	0.2261	1.0000e-005	0.0000	0.2262
Total	**1.8000e-004**	**7.9000e-004**	**2.4900e-003**	**0.0000**	**4.5000e-004**	**2.0000e-005**	**4.7000e-004**	**1.3000e-004**	**2.0000e-005**	**1.4000e-004**	**0.0000**	**0.6247**	**0.6247**	**1.0000e-005**	**0.0000**	**0.6249**

3.4 Paving 1 - 2030

Unmitigated Construction On-Site

	ROG	NOx	CO	SO2	Fugitive PM10	Exhaust PM10	PM10 Total	Fugitive PM2.5	Exhaust PM2.5	PM2.5 Total	Bio- CO2	NBio- CO2	Total CO2	CH4	N2O	CO2e
Category	tons/yr										MT/yr					
Off-Road	4.0600e-003	0.0209	0.0466	8.0000e-005		9.7000e-004	9.7000e-004		9.7000e-004	9.7000e-004	0.0000	7.0760	7.0760	3.3000e-004	0.0000	7.0830
Paving	0.0000					0.0000	0.0000		0.0000	0.0000	0.0000	0.0000	0.0000	0.0000	0.0000	0.0000
Total	**4.0600e-003**	**0.0209**	**0.0466**	**8.0000e-005**		**9.7000e-004**	**9.7000e-004**		**9.7000e-004**	**9.7000e-004**	**0.0000**	**7.0760**	**7.0760**	**3.3000e-004**	**0.0000**	**7.0830**

Unmitigated Construction Off-Site

	ROG	NOx	CO	SO2	Fugitive PM10	Exhaust PM10	PM10 Total	Fugitive PM2.5	Exhaust PM2.5	PM2.5 Total	Bio- CO2	NBio- CO2	Total CO2	CH4	N2O	CO2e
Category	tons/yr										MT/yr					
Hauling	0.0000	0.0000	0.0000	0.0000	0.0000	0.0000	0.0000	0.0000	0.0000	0.0000	0.0000	0.0000	0.0000	0.0000	0.0000	0.0000
Vendor	0.0000	0.0000	0.0000	0.0000	0.0000	0.0000	0.0000	0.0000	0.0000	0.0000	0.0000	0.0000	0.0000	0.0000	0.0000	0.0000
Worker	8.0000e-005	1.0000e-004	9.7000e-004	0.0000	3.8000e-004	0.0000	3.9000e-004	1.0000e-004	0.0000	1.1000e-004	0.0000	0.2737	0.2737	1.0000e-005	0.0000	0.2739
Total	**8.0000e-005**	**1.0000e-004**	**9.7000e-004**	**0.0000**	**3.8000e-004**	**0.0000**	**3.9000e-004**	**1.0000e-004**	**0.0000**	**1.1000e-004**	**0.0000**	**0.2737**	**0.2737**	**1.0000e-005**	**0.0000**	**0.2739**

Mitigated Construction On-Site

	ROG	NOx	CO	SO2	Fugitive PM10	Exhaust PM10	PM10 Total	Fugitive PM2.5	Exhaust PM2.5	PM2.5 Total	Bio- CO2	NBio- CO2	Total CO2	CH4	N2O	CO2e
Category	tons/yr										MT/yr					
Off-Road	4.0600e-003	0.0209	0.0466	8.0000e-005		9.7000e-004	9.7000e-004		9.7000e-004	9.7000e-004	0.0000	7.0760	7.0760	3.3000e-004	0.0000	7.0830

Paving	0.0000					0.0000	0.0000		0.0000	0.0000	0.0000	0.0000	0.0000	0.0000	0.0000	0.0000
Total	**4.0600e-003**	**0.0209**	**0.0466**	**8.0000e-005**		**9.7000e-004**	**9.7000e-004**		**9.7000e-004**	**9.7000e-004**	**0.0000**	**7.0760**	**7.0760**	**3.3000e-004**	**0.0000**	**7.0830**

Mitigated Construction Off-Site

	ROG	NOx	CO	SO2	Fugitive PM10	Exhaust PM10	PM10 Total	Fugitive PM2.5	Exhaust PM2.5	PM2.5 Total	Bio- CO2	NBio- CO2	Total CO2	CH4	N2O	CO2e
Category	tons/yr										MT/yr					
Hauling	0.0000	0.0000	0.0000	0.0000	0.0000	0.0000	0.0000	0.0000	0.0000	0.0000	0.0000	0.0000	0.0000	0.0000	0.0000	0.0000
Vendor	0.0000	0.0000	0.0000	0.0000	0.0000	0.0000	0.0000	0.0000	0.0000	0.0000	0.0000	0.0000	0.0000	0.0000	0.0000	0.0000
Worker	8.0000e-005	1.0000e-004	9.7000e-004	0.0000	3.8000e-004	0.0000	3.9000e-004	1.0000e-004	0.0000	1.1000e-004	0.0000	0.2737	0.2737	1.0000e-005	0.0000	0.2739
Total	**8.0000e-005**	**1.0000e-004**	**9.7000e-004**	**0.0000**	**3.8000e-004**	**0.0000**	**3.9000e-004**	**1.0000e-004**	**0.0000**	**1.1000e-004**	**0.0000**	**0.2737**	**0.2737**	**1.0000e-005**	**0.0000**	**0.2739**

3.5 Paving 2 - 2031

Unmitigated Construction On-Site

	ROG	NOx	CO	SO2	Fugitive PM10	Exhaust PM10	PM10 Total	Fugitive PM2.5	Exhaust PM2.5	PM2.5 Total	Bio- CO2	NBio- CO2	Total CO2	CH4	N2O	CO2e
Category	tons/yr										MT/yr					
Off-Road	3.3900e-003	0.0175	0.0388	7.0000e-005		8.1000e-004	8.1000e-004		8.1000e-004	8.1000e-004	0.0000	5.8967	5.8967	2.8000e-004	0.0000	5.9025
Paving	0.0000					0.0000	0.0000		0.0000	0.0000	0.0000	0.0000	0.0000	0.0000	0.0000	0.0000
Total	**3.3900e-003**	**0.0175**	**0.0388**	**7.0000e-005**		**8.1000e-004**	**8.1000e-004**		**8.1000e-004**	**8.1000e-004**	**0.0000**	**5.8967**	**5.8967**	**2.8000e-004**	**0.0000**	**5.9025**

Unmitigated Construction Off-Site

	ROG	NOx	CO	SO2	Fugitive PM10	Exhaust PM10	PM10 Total	Fugitive PM2.5	Exhaust PM2.5	PM2.5 Total	Bio- CO2	NBio- CO2	Total CO2	CH4	N2O	CO2e
Category	tons/yr										MT/yr					
Hauling	0.0000	0.0000	0.0000	0.0000	0.0000	0.0000	0.0000	0.0000	0.0000	0.0000	0.0000	0.0000	0.0000	0.0000	0.0000	0.0000
Vendor	0.0000	0.0000	0.0000	0.0000	0.0000	0.0000	0.0000	0.0000	0.0000	0.0000	0.0000	0.0000	0.0000	0.0000	0.0000	0.0000
Worker	7.0000e-005	8.0000e-005	7.9000e-004	0.0000	3.2000e-004	0.0000	3.2000e-004	9.0000e-005	0.0000	9.0000e-005	0.0000	0.2270	0.2270	1.0000e-005	0.0000	0.2272
Total	**7.0000e-005**	**8.0000e-005**	**7.9000e-004**	**0.0000**	**3.2000e-004**	**0.0000**	**3.2000e-004**	**9.0000e-005**	**0.0000**	**9.0000e-005**	**0.0000**	**0.2270**	**0.2270**	**1.0000e-005**	**0.0000**	**0.2272**

Mitigated Construction On-Site

	ROG	NOx	CO	SO2	Fugitive PM10	Exhaust PM10	PM10 Total	Fugitive PM2.5	Exhaust PM2.5	PM2.5 Total	Bio- CO2	NBio- CO2	Total CO2	CH4	N2O	CO2e
Category	tons/yr										MT/yr					
Off-Road	3.3900e-003	0.0175	0.0388	7.0000e-005		8.1000e-004	8.1000e-004		8.1000e-004	8.1000e-004	0.0000	5.8967	5.8967	2.8000e-004	0.0000	5.9025
Paving	0.0000					0.0000	0.0000		0.0000	0.0000	0.0000	0.0000	0.0000	0.0000	0.0000	0.0000
Total	**3.3900e-003**	**0.0175**	**0.0388**	**7.0000e-005**		**8.1000e-004**	**8.1000e-004**		**8.1000e-004**	**8.1000e-004**	**0.0000**	**5.8967**	**5.8967**	**2.8000e-004**	**0.0000**	**5.9025**

Mitigated Construction Off-Site

	ROG	NOx	CO	SO2	Fugitive PM10	Exhaust PM10	PM10 Total	Fugitive PM2.5	Exhaust PM2.5	PM2.5 Total	Bio- CO2	NBio- CO2	Total CO2	CH4	N2O	CO2e
Category	tons/yr										MT/yr					

Hauling	0.0000	0.0000	0.0000	0.0000	0.0000	0.0000	0.0000	0.0000	0.0000	0.0000	0.0000	0.0000	0.0000	0.0000	0.0000	0.0000
Vendor	0.0000	0.0000	0.0000	0.0000	0.0000	0.0000	0.0000	0.0000	0.0000	0.0000	0.0000	0.0000	0.0000	0.0000	0.0000	0.0000
Worker	7.0000e-005	8.0000e-005	7.9000e-004	0.0000	3.2000e-004	0.0000	3.2000e-004	9.0000e-005	0.0000	9.0000e-005	0.0000	0.2270	0.2270	1.0000e-005	0.0000	0.2272
Total	**7.0000e-005**	**8.0000e-005**	**7.9000e-004**	**0.0000**	**3.2000e-004**	**0.0000**	**3.2000e-004**	**9.0000e-005**	**0.0000**	**9.0000e-005**	**0.0000**	**0.2270**	**0.2270**	**1.0000e-005**	**0.0000**	**0.2272**

3.6 Paving 3 - 2031

Unmitigated Construction On-Site

	ROG	NOx	CO	SO2	Fugitive PM10	Exhaust PM10	PM10 Total	Fugitive PM2.5	Exhaust PM2.5	PM2.5 Total	Bio- CO2	NBio- CO2	Total CO2	CH4	N2O	CO2e
Category	tons/yr										MT/yr					
Off-Road	3.7300e-003	0.0192	0.0427	8.0000e-005		8.9000e-004	8.9000e-004		8.9000e-004	8.9000e-004	0.0000	6.4863	6.4863	3.0000e-004	0.0000	6.4927
Paving	0.0000					0.0000	0.0000		0.0000	0.0000	0.0000	0.0000	0.0000	0.0000	0.0000	0.0000
Total	**3.7300e-003**	**0.0192**	**0.0427**	**8.0000e-005**		**8.9000e-004**	**8.9000e-004**		**8.9000e-004**	**8.9000e-004**	**0.0000**	**6.4863**	**6.4863**	**3.0000e-004**	**0.0000**	**6.4927**

Unmitigated Construction Off-Site

	ROG	NOx	CO	SO2	Fugitive PM10	Exhaust PM10	PM10 Total	Fugitive PM2.5	Exhaust PM2.5	PM2.5 Total	Bio- CO2	NBio- CO2	Total CO2	CH4	N2O	CO2e
Category	tons/yr										MT/yr					
Hauling	0.0000	0.0000	0.0000	0.0000	0.0000	0.0000	0.0000	0.0000	0.0000	0.0000	0.0000	0.0000	0.0000	0.0000	0.0000	0.0000
Vendor	0.0000	0.0000	0.0000	0.0000	0.0000	0.0000	0.0000	0.0000	0.0000	0.0000	0.0000	0.0000	0.0000	0.0000	0.0000	0.0000
Worker	7.0000e-005	9.0000e-005	8.7000e-004	0.0000	3.5000e-004	0.0000	3.6000e-004	9.0000e-005	0.0000	1.0000e-004	0.0000	0.2497	0.2497	1.0000e-005	0.0000	0.2499
Total	**7.0000e-005**	**9.0000e-005**	**8.7000e-004**	**0.0000**	**3.5000e-004**	**0.0000**	**3.6000e-004**	**9.0000e-005**	**0.0000**	**1.0000e-004**	**0.0000**	**0.2497**	**0.2497**	**1.0000e-005**	**0.0000**	**0.2499**

Mitigated Construction On-Site

	ROG	NOx	CO	SO2	Fugitive PM10	Exhaust PM10	PM10 Total	Fugitive PM2.5	Exhaust PM2.5	PM2.5 Total	Bio- CO2	NBio- CO2	Total CO2	CH4	N2O	CO2e
Category	tons/yr										MT/yr					
Off-Road	3.7300e-003	0.0192	0.0427	8.0000e-005		8.9000e-004	8.9000e-004		8.9000e-004	8.9000e-004	0.0000	6.4863	6.4863	3.0000e-004	0.0000	6.4927
Paving	0.0000					0.0000	0.0000		0.0000	0.0000	0.0000	0.0000	0.0000	0.0000	0.0000	0.0000
Total	**3.7300e-003**	**0.0192**	**0.0427**	**8.0000e-005**		**8.9000e-004**	**8.9000e-004**		**8.9000e-004**	**8.9000e-004**	**0.0000**	**6.4863**	**6.4863**	**3.0000e-004**	**0.0000**	**6.4927**

Mitigated Construction Off-Site

	ROG	NOx	CO	SO2	Fugitive PM10	Exhaust PM10	PM10 Total	Fugitive PM2.5	Exhaust PM2.5	PM2.5 Total	Bio- CO2	NBio- CO2	Total CO2	CH4	N2O	CO2e
Category	tons/yr										MT/yr					
Hauling	0.0000	0.0000	0.0000	0.0000	0.0000	0.0000	0.0000	0.0000	0.0000	0.0000	0.0000	0.0000	0.0000	0.0000	0.0000	0.0000
Vendor	0.0000	0.0000	0.0000	0.0000	0.0000	0.0000	0.0000	0.0000	0.0000	0.0000	0.0000	0.0000	0.0000	0.0000	0.0000	0.0000
Worker	7.0000e-005	9.0000e-005	8.7000e-004	0.0000	3.5000e-004	0.0000	3.6000e-004	9.0000e-005	0.0000	1.0000e-004	0.0000	0.2497	0.2497	1.0000e-005	0.0000	0.2499
Total	**7.0000e-005**	**9.0000e-005**	**8.7000e-004**	**0.0000**	**3.5000e-004**	**0.0000**	**3.6000e-004**	**9.0000e-005**	**0.0000**	**1.0000e-004**	**0.0000**	**0.2497**	**0.2497**	**1.0000e-005**	**0.0000**	**0.2499**

3.7 Final Paving - 2032

Unmitigated Construction On-Site

	ROG	NOx	CO	SO2	Fugitive PM10	Exhaust PM10	PM10 Total	Fugitive PM2.5	Exhaust PM2.5	PM2.5 Total	Bio- CO2	NBio- CO2	Total CO2	CH4	N2O	CO2e
Category	tons/yr										MT/yr					
Off-Road	7.4500e-003	0.0384	0.0854	1.5000e-004		1.7800e-003	1.7800e-003		1.7800e-003	1.7800e-003	0.0000	12.9727	12.9727	6.1000e-004	0.0000	12.9854
Paving	0.0000					0.0000	0.0000		0.0000	0.0000	0.0000	0.0000	0.0000	0.0000	0.0000	0.0000
Total	**7.4500e-003**	**0.0384**	**0.0854**	**1.5000e-004**		**1.7800e-003**	**1.7800e-003**		**1.7800e-003**	**1.7800e-003**	**0.0000**	**12.9727**	**12.9727**	**6.1000e-004**	**0.0000**	**12.9854**

Unmitigated Construction Off-Site

	ROG	NOx	CO	SO2	Fugitive PM10	Exhaust PM10	PM10 Total	Fugitive PM2.5	Exhaust PM2.5	PM2.5 Total	Bio- CO2	NBio- CO2	Total CO2	CH4	N2O	CO2e
Category	tons/yr										MT/yr					
Hauling	0.0000	0.0000	0.0000	0.0000	0.0000	0.0000	0.0000	0.0000	0.0000	0.0000	0.0000	0.0000	0.0000	0.0000	0.0000	0.0000
Vendor	0.0000	0.0000	0.0000	0.0000	0.0000	0.0000	0.0000	0.0000	0.0000	0.0000	0.0000	0.0000	0.0000	0.0000	0.0000	0.0000
Worker	1.4000e-004	1.8000e-004	1.7100e-003	1.0000e-005	7.1000e-004	1.0000e-005	7.1000e-004	1.9000e-004	1.0000e-005	1.9000e-004	0.0000	0.4973	0.4973	2.0000e-005	0.0000	0.4977
Total	**1.4000e-004**	**1.8000e-004**	**1.7100e-003**	**1.0000e-005**	**7.1000e-004**	**1.0000e-005**	**7.1000e-004**	**1.9000e-004**	**1.0000e-005**	**1.9000e-004**	**0.0000**	**0.4973**	**0.4973**	**2.0000e-005**	**0.0000**	**0.4977**

Mitigated Construction On-Site

	ROG	NOx	CO	SO2	Fugitive PM10	Exhaust PM10	PM10 Total	Fugitive PM2.5	Exhaust PM2.5	PM2.5 Total	Bio- CO2	NBio- CO2	Total CO2	CH4	N2O	CO2e
Category	tons/yr										MT/yr					
Off-Road	7.4500e-003	0.0384	0.0854	1.5000e-004		1.7800e-003	1.7800e-003		1.7800e-003	1.7800e-003	0.0000	12.9727	12.9727	6.1000e-004	0.0000	12.9854

Paving	0.0000					0.0000	0.0000		0.0000	0.0000	0.0000	0.0000	0.0000	0.0000	0.0000	0.0000
Total	**7.4500e-003**	**0.0384**	**0.0854**	**1.5000e-004**		**1.7800e-003**	**1.7800e-003**		**1.7800e-003**	**1.7800e-003**	**0.0000**	**12.9727**	**12.9727**	**6.1000e-004**	**0.0000**	**12.9854**

Mitigated Construction Off-Site

	ROG	NOx	CO	SO2	Fugitive PM10	Exhaust PM10	PM10 Total	Fugitive PM2.5	Exhaust PM2.5	PM2.5 Total	Bio- CO2	NBio- CO2	Total CO2	CH4	N2O	CO2e
Category	tons/yr										MT/yr					
Hauling	0.0000	0.0000	0.0000	0.0000	0.0000	0.0000	0.0000	0.0000	0.0000	0.0000	0.0000	0.0000	0.0000	0.0000	0.0000	0.0000
Vendor	0.0000	0.0000	0.0000	0.0000	0.0000	0.0000	0.0000	0.0000	0.0000	0.0000	0.0000	0.0000	0.0000	0.0000	0.0000	0.0000
Worker	1.4000e-004	1.8000e-004	1.7100e-003	1.0000e-005	7.1000e-004	1.0000e-005	7.1000e-004	1.9000e-004	1.0000e-005	1.9000e-004	0.0000	0.4973	0.4973	2.0000e-005	0.0000	0.4977
Total	**1.4000e-004**	**1.8000e-004**	**1.7100e-003**	**1.0000e-005**	**7.1000e-004**	**1.0000e-005**	**7.1000e-004**	**1.9000e-004**	**1.0000e-005**	**1.9000e-004**	**0.0000**	**0.4973**	**0.4973**	**2.0000e-005**	**0.0000**	**0.4977**

4.0 Operational Detail - Mobile

4.1 Mitigation Measures Mobile

	ROG	NOx	CO	SO2	Fugitive PM10	Exhaust PM10	PM10 Total	Fugitive PM2.5	Exhaust PM2.5	PM2.5 Total	Bio- CO2	NBio- CO2	Total CO2	CH4	N2O	CO2e
Category	tons/yr										MT/yr					
Mitigated	0.0000	0.0000	0.0000	0.0000	0.0000	0.0000	0.0000	0.0000	0.0000	0.0000	0.0000	0.0000	0.0000	0.0000	0.0000	0.0000
Unmitigated	0.0000	0.0000	0.0000	0.0000	0.0000	0.0000	0.0000	0.0000	0.0000	0.0000	0.0000	0.0000	0.0000	0.0000	0.0000	0.0000

4.2 Trip Summary Information

	Average Daily Trip Rate			Unmitigated	Mitigated
Land Use	Weekday	Saturday	Sunday	Annual VMT	Annual VMT
User Defined Industrial	0.00	0.00	0.00		
Total	0.00	0.00	0.00		

4.3 Trip Type Information

	Miles			Trip %			Trip Purpose %		
Land Use	H-W or C-W	H-S or C-C	H-O or C-NW	H-W or C-W	H-S or C-C	H-O or C-NW	Primary	Diverted	Pass-by
User Defined Industrial	9.50	7.30	7.30	0.00	0.00	0.00	0	0	0

LDA	LDT1	LDT2	MDV	LHD1	LHD2	MHD	HHD	OBUS	UBUS	MCY	SBUS	MH
0.511923	0.073395	0.191568	0.130918	0.036235	0.005199	0.012665	0.023708	0.001889	0.002027	0.006511	0.000534	0.003431

5.0 Energy Detail

4.4 Fleet Mix

Historical Energy Use: N

5.1 Mitigation Measures Energy

	ROG	NOx	CO	SO2	Fugitive PM10	Exhaust PM10	PM10 Total	Fugitive PM2.5	Exhaust PM2.5	PM2.5 Total	Bio- CO2	NBio- CO2	Total CO2	CH4	N2O	CO2e
Category	tons/yr										MT/yr					
Electricity Mitigated						0.0000	0.0000		0.0000	0.0000	0.0000	0.0000	0.0000	0.0000	0.0000	0.0000
Electricity Unmitigated						0.0000	0.0000		0.0000	0.0000	0.0000	0.0000	0.0000	0.0000	0.0000	0.0000
NaturalGas Mitigated	0.0000	0.0000	0.0000	0.0000		0.0000	0.0000		0.0000	0.0000	0.0000	0.0000	0.0000	0.0000	0.0000	0.0000
NaturalGas Unmitigated	0.0000	0.0000	0.0000	0.0000		0.0000	0.0000		0.0000	0.0000	0.0000	0.0000	0.0000	0.0000	0.0000	0.0000

5.2 Energy by Land Use - NaturalGas

Unmitigated

	NaturalGas Use	ROG	NOx	CO	SO2	Fugitive PM10	Exhaust PM10	PM10 Total	Fugitive PM2.5	Exhaust PM2.5	PM2.5 Total	Bio- CO2	NBio- CO2	Total CO2	CH4	N2O	CO2e
Land Use	kBTU/yr	tons/yr										MT/yr					
User Defined Industrial	0	0.0000	0.0000	0.0000	0.0000		0.0000	0.0000		0.0000	0.0000	0.0000	0.0000	0.0000	0.0000	0.0000	0.0000
Total		**0.0000**	**0.0000**	**0.0000**	**0.0000**		**0.0000**	**0.0000**		**0.0000**	**0.0000**	**0.0000**	**0.0000**	**0.0000**	**0.0000**	**0.0000**	**0.0000**

Mitigated

	NaturalGas Use	ROG	NOx	CO	SO2	Fugitive PM10	Exhaust PM10	PM10 Total	Fugitive PM2.5	Exhaust PM2.5	PM2.5 Total	Bio- CO2	NBio- CO2	Total CO2	CH4	N2O	CO2e
Land Use	kBTU/yr	tons/yr										MT/yr					
User Defined Industrial	0	0.0000	0.0000	0.0000	0.0000		0.0000	0.0000		0.0000	0.0000	0.0000	0.0000	0.0000	0.0000	0.0000	0.0000
Total		**0.0000**	**0.0000**	**0.0000**	**0.0000**		**0.0000**	**0.0000**		**0.0000**	**0.0000**	**0.0000**	**0.0000**	**0.0000**	**0.0000**	**0.0000**	**0.0000**

5.3 Energy by Land Use - Electricity

Unmitigated

	Electricity Use	Total CO2	CH4	N2O	CO2e
Land Use	kWh/yr	MT/yr			
User Defined Industrial	0	0.0000	0.0000	0.0000	0.0000
Total		**0.0000**	**0.0000**	**0.0000**	**0.0000**

Mitigated

	Electricity Use	Total CO2	CH4	N2O	CO2e
Land Use	kWh/yr	MT/yr			
User Defined Industrial	0	0.0000	0.0000	0.0000	0.0000
Total		**0.0000**	**0.0000**	**0.0000**	**0.0000**

6.0 Area Detail

6.1 Mitigation Measures Area

	ROG	NOx	CO	SO2	Fugitive PM10	Exhaust PM10	PM10 Total	Fugitive PM2.5	Exhaust PM2.5	PM2.5 Total	Bio- CO2	NBio- CO2	Total CO2	CH4	N2O	CO2e
Category	tons/yr										MT/yr					
Mitigated	0.0000	0.0000	1.0000e-005	0.0000		0.0000	0.0000		0.0000	0.0000	0.0000	2.0000e-005	2.0000e-005	0.0000	0.0000	2.0000e-005

Unmitigated	0.0000	0.0000	1.0000e-005	0.0000		0.0000	0.0000		0.0000	0.0000	0.0000	2.0000e-005	2.0000e-005	0.0000	0.0000	2.0000e-005

6.2 Area by SubCategory

Unmitigated

	ROG	NOx	CO	SO2	Fugitive PM10	Exhaust PM10	PM10 Total	Fugitive PM2.5	Exhaust PM2.5	PM2.5 Total	Bio- CO2	NBio- CO2	Total CO2	CH4	N2O	CO2e
SubCategory	tons/yr										MT/yr					
Architectural Coating	0.0000					0.0000	0.0000		0.0000	0.0000	0.0000	0.0000	0.0000	0.0000	0.0000	0.0000
Consumer Products	0.0000					0.0000	0.0000		0.0000	0.0000	0.0000	0.0000	0.0000	0.0000	0.0000	0.0000
Landscaping	0.0000	0.0000	1.0000e-005	0.0000		0.0000	0.0000		0.0000	0.0000	0.0000	2.0000e-005	2.0000e-005	0.0000	0.0000	2.0000e-005
Total	**0.0000**	**0.0000**	**1.0000e-005**	**0.0000**		**0.0000**	**0.0000**		**0.0000**	**0.0000**	**0.0000**	**2.0000e-005**	**2.0000e-005**	**0.0000**	**0.0000**	**2.0000e-005**

Mitigated

	ROG	NOx	CO	SO2	Fugitive PM10	Exhaust PM10	PM10 Total	Fugitive PM2.5	Exhaust PM2.5	PM2.5 Total	Bio- CO2	NBio- CO2	Total CO2	CH4	N2O	CO2e
SubCategory	tons/yr										MT/yr					
Architectural Coating	0.0000					0.0000	0.0000		0.0000	0.0000	0.0000	0.0000	0.0000	0.0000	0.0000	0.0000
Consumer Products	0.0000					0.0000	0.0000		0.0000	0.0000	0.0000	0.0000	0.0000	0.0000	0.0000	0.0000
Landscaping	0.0000	0.0000	1.0000e-005	0.0000		0.0000	0.0000		0.0000	0.0000	0.0000	2.0000e-005	2.0000e-005	0.0000	0.0000	2.0000e-005
Total	**0.0000**	**0.0000**	**1.0000e-005**	**0.0000**		**0.0000**	**0.0000**		**0.0000**	**0.0000**	**0.0000**	**2.0000e-005**	**2.0000e-005**	**0.0000**	**0.0000**	**2.0000e-005**

7.0 Water Detail

7.1 Mitigation Measures Water

	Total CO2	CH4	N2O	CO2e
Category	MT/yr			
Mitigated	0.0000	0.0000	0.0000	0.0000
Unmitigated	0.0000	0.0000	0.0000	0.0000

7.2 Water by Land Use

Unmitigated

	Indoor/Outdoor Use	Total CO2	CH4	N2O	CO2e
Land Use	Mgal	MT/yr			
User Defined Industrial	0 / 0	0.0000	0.0000	0.0000	0.0000
Total		**0.0000**	**0.0000**	**0.0000**	**0.0000**

Mitigated

	Indoor/Outdoor Use	Total CO2	CH4	N2O	CO2e

Land Use	Mgal	MT/yr			
User Defined Industrial	0 / 0	0.0000	0.0000	0.0000	0.0000
Total		**0.0000**	**0.0000**	**0.0000**	**0.0000**

8.0 Waste Detail

8.1 Mitigation Measures Waste

Category/Year

	Total CO2	CH4	N2O	CO2e
	MT/yr			
Mitigated	0.0000	0.0000	0.0000	0.0000
Unmitigated	0.0000	0.0000	0.0000	0.0000

8.2 Waste by Land Use

Unmitigated

	Waste Disposed	Total CO2	CH4	N2O	CO2e
Land Use	tons	MT/yr			
User Defined Industrial	0	0.0000	0.0000	0.0000	0.0000

Total		**0.0000**	**0.0000**	**0.0000**	**0.0000**

Mitigated

	Waste Disposed	Total CO2	CH4	N2O	CO2e
Land Use	tons	MT/yr			
User Defined Industrial	0	0.0000	0.0000	0.0000	0.0000
Total		**0.0000**	**0.0000**	**0.0000**	**0.0000**

9.0 Operational Offroad

Equipment Type	Number	Hours/Day	Days/Year	Horse Power	Load Factor	Fuel Type

10.0 Vegetation

CA Sludge Conveyance (Pump Station) Const

San Diego Air Basin, Annual

1.0 Project Characteristics

1.1 Land Usage

Land Uses	Size	Metric	Lot Acreage	Floor Surface Area	Population
User Defined Industrial	1.00	User Defined Unit	0.00	0.00	0

1.2 Other Project Characteristics

Urbanization	Urban	**Wind Speed (m/s)**	2.6	**Precipitation Freq (Days)**	40
Climate Zone	13			**Operational Year**	2025
Utility Company	San Diego Gas & Electric				
CO2 Intensity (lb/MWhr)	720.49	**CH4 Intensity (lb/MWhr)**	0.029	**N2O Intensity (lb/MWhr)**	0.006

1.3 User Entered Comments & Non-Default Data

Project Characteristics -

Land Use -

Construction Phase - Modified

Off-road Equipment - Modified

Off-road Equipment - Modified

Off-road Equipment - Modified

Off-road Equipment - Modified

Trips and VMT - Modified

Table Name	Column Name	Default Value	New Value
tblConstructionPhase	NumDays	0.00	480.00
tblConstructionPhase	NumDays	0.00	10.00

tblConstructionPhase	NumDays	0.00	11.00
tblConstructionPhase	NumDays	0.00	10.00
tblOffRoadEquipment	OffRoadEquipmentUnitAmount	4.00	0.00
tblOffRoadEquipment	OffRoadEquipmentUnitAmount	1.00	0.00
tblOffRoadEquipment	OffRoadEquipmentUnitAmount	1.00	0.00
tblOffRoadEquipment	OffRoadEquipmentUnitAmount	2.00	1.00
tblOffRoadEquipment	OffRoadEquipmentUnitAmount	1.00	0.00
tblOffRoadEquipment	OffRoadEquipmentUnitAmount	2.00	1.00
tblOffRoadEquipment	OffRoadEquipmentUnitAmount	2.00	1.00
tblOffRoadEquipment	OffRoadEquipmentUnitAmount	1.00	0.00
tblProjectCharacteristics	OperationalYear	2014	2025
tblTripsAndVMT	HaulingTripNumber	0.00	100.00
tblTripsAndVMT	VendorTripNumber	0.00	4.00
tblTripsAndVMT	VendorTripNumber	0.00	2.00
tblTripsAndVMT	WorkerTripNumber	0.00	8.00

2.0 Emissions Summary

2.1 Overall Construction

Unmitigated Construction

	ROG	NOx	CO	SO2	Fugitive PM10	Exhaust PM10	PM10 Total	Fugitive PM2.5	Exhaust PM2.5	PM2.5 Total	Bio- CO2	NBio- CO2	Total CO2	CH4	N2O	CO2e
Year	tons/yr										MT/yr					
2026	0.1231	0.9302	1.5039	2.4800e-003	0.0433	0.0370	0.0803	0.0212	0.0356	0.0567	0.0000	205.9085	205.9085	0.0370	0.0000	206.6854
2027	0.1464	1.0966	1.8000	2.9400e-003	0.0101	0.0435	0.0536	2.7100e-003	0.0419	0.0446	0.0000	243.7984	243.7984	0.0434	0.0000	244.7098
2028	7.9400e-003	0.0632	0.1060	1.7000e-004	7.4000e-004	2.7000e-003	3.4400e-003	2.0000e-004	2.5600e-003	2.7500e-003	0.0000	14.5501	14.5501	3.2800e-003	0.0000	14.6189
Total	**0.2775**	**2.0900**	**3.4099**	**5.5900e-003**	**0.0541**	**0.0832**	**0.1373**	**0.0241**	**0.0800**	**0.1041**	**0.0000**	**464.2569**	**464.2569**	**0.0837**	**0.0000**	**466.0141**

Mitigated Construction

	ROG	NOx	CO	SO2	Fugitive PM10	Exhaust PM10	PM10 Total	Fugitive PM2.5	Exhaust PM2.5	PM2.5 Total	Bio- CO2	NBio- CO2	Total CO2	CH4	N2O	CO2e
Year	tons/yr										MT/yr					
2026	0.1231	0.9302	1.5039	2.4800e-003	0.0433	0.0370	0.0803	0.0212	0.0356	0.0567	0.0000	205.9083	205.9083	0.0370	0.0000	206.6851
2027	0.1464	1.0966	1.8000	2.9400e-003	0.0101	0.0435	0.0536	2.7100e-003	0.0419	0.0446	0.0000	243.7981	243.7981	0.0434	0.0000	244.7096
2028	7.9400e-003	0.0632	0.1060	1.7000e-004	7.4000e-004	2.7000e-003	3.4400e-003	2.0000e-004	2.5600e-003	2.7500e-003	0.0000	14.5500	14.5500	3.2800e-003	0.0000	14.6188
Total	**0.2775**	**2.0900**	**3.4099**	**5.5900e-003**	**0.0541**	**0.0832**	**0.1373**	**0.0241**	**0.0800**	**0.1041**	**0.0000**	**464.2564**	**464.2564**	**0.0837**	**0.0000**	**466.0135**

	ROG	**NOx**	**CO**	**SO2**	**Fugitive PM10**	**Exhaust PM10**	**PM10 Total**	**Fugitive PM2.5**	**Exhaust PM2.5**	**PM2.5 Total**	**Bio- CO2**	**NBio-CO2**	**Total CO2**	**CH4**	**N20**	**CO2e**
Percent Reduction	**0.00**	**0.00**	**0.00**	**0.00**	**0.00**	**0.01**	**0.00**	**0.00**	**0.00**	**0.00**	**0.00**	**0.00**	**0.00**	**0.00**	**0.00**	**0.00**

2.2 Overall Operational

Unmitigated Operational

	ROG	NOx	CO	SO2	Fugitive PM10	Exhaust PM10	PM10 Total	Fugitive PM2.5	Exhaust PM2.5	PM2.5 Total	Bio- CO2	NBio- CO2	Total CO2	CH4	N2O	CO2e
Category	tons/yr										MT/yr					
Area	0.0000	0.0000	1.0000e-005	0.0000		0.0000	0.0000		0.0000	0.0000	0.0000	2.0000e-005	2.0000e-005	0.0000	0.0000	2.0000e-005
Energy	0.0000	0.0000	0.0000	0.0000		0.0000	0.0000		0.0000	0.0000	0.0000	0.0000	0.0000	0.0000	0.0000	0.0000
Mobile	0.0000	0.0000	0.0000	0.0000	0.0000	0.0000	0.0000	0.0000	0.0000	0.0000	0.0000	0.0000	0.0000	0.0000	0.0000	0.0000
Waste						0.0000	0.0000		0.0000	0.0000	0.0000	0.0000	0.0000	0.0000	0.0000	0.0000

Water						0.0000	0.0000		0.0000	0.0000	0.0000	0.0000	0.0000	0.0000	0.0000	0.0000
Total	**0.0000**	**0.0000**	**1.0000e-005**	**0.0000**	**0.0000**	**0.0000**	**0.0000**	**0.0000**	**0.0000**	**0.0000**	**0.0000**	**2.0000e-005**	**2.0000e-005**	**0.0000**	**0.0000**	**2.0000e-005**

Mitigated Operational

	ROG	NOx	CO	SO2	Fugitive PM10	Exhaust PM10	PM10 Total	Fugitive PM2.5	Exhaust PM2.5	PM2.5 Total	Bio- CO2	NBio- CO2	Total CO2	CH4	N2O	CO2e
Category	tons/yr										MT/yr					
Area	0.0000	0.0000	1.0000e-005	0.0000		0.0000	0.0000		0.0000	0.0000	0.0000	2.0000e-005	2.0000e-005	0.0000	0.0000	2.0000e-005
Energy	0.0000	0.0000	0.0000	0.0000		0.0000	0.0000		0.0000	0.0000	0.0000	0.0000	0.0000	0.0000	0.0000	0.0000
Mobile	0.0000	0.0000	0.0000	0.0000	0.0000	0.0000	0.0000	0.0000	0.0000	0.0000	0.0000	0.0000	0.0000	0.0000	0.0000	0.0000
Waste						0.0000	0.0000		0.0000	0.0000	0.0000	0.0000	0.0000	0.0000	0.0000	0.0000
Water						0.0000	0.0000		0.0000	0.0000	0.0000	0.0000	0.0000	0.0000	0.0000	0.0000
Total	**0.0000**	**0.0000**	**1.0000e-005**	**0.0000**	**0.0000**	**0.0000**	**0.0000**	**0.0000**	**0.0000**	**0.0000**	**0.0000**	**2.0000e-005**	**2.0000e-005**	**0.0000**	**0.0000**	**2.0000e-005**

	ROG	NOx	CO	SO2	Fugitive PM10	Exhaust PM10	PM10 Total	Fugitive PM2.5	Exhaust PM2.5	PM2.5 Total	Bio- CO2	NBio-CO2	Total CO2	CH4	N20	CO2e
Percent Reduction	**0.00**	**0.00**	**0.00**	**0.00**	**0.00**	**0.00**	**0.00**	**0.00**	**0.00**	**0.00**	**0.00**	**0.00**	**0.00**	**0.00**	**0.00**	**0.00**

3.0 Construction Detail

Construction Phase

Phase Number	Phase Name	Phase Type	Start Date	End Date	Num Days Week	Num Days	Phase Description
1	Site Preparation	Site Preparation	2/15/2026	2/27/2026	5	10	
2	Grading	Grading	2/28/2026	3/13/2026	5	10	

3	Building Construction	Building Construction	3/14/2026	1/14/2028	5	480	
4	Paving	Paving	1/15/2028	1/31/2028	5	11	

Acres of Grading (Site Preparation Phase): 0

Acres of Grading (Grading Phase): 0

Acres of Paving: 0

Residential Indoor: 0; Residential Outdoor: 0; Non-Residential Indoor: 0; Non-Residential Outdoor: 0 (Architectural Coating – sqft)

OffRoad Equipment

Phase Name	Offroad Equipment Type	Amount	Usage Hours	Horse Power	Load Factor
Site Preparation	Graders	0	8.00	174	0.41
Site Preparation	Rubber Tired Dozers	1	8.00	255	0.40
Site Preparation	Tractors/Loaders/Backhoes	1	8.00	97	0.37
Grading	Concrete/Industrial Saws	0	8.00	81	0.73
Grading	Rubber Tired Dozers	1	1.00	255	0.40
Grading	Tractors/Loaders/Backhoes	1	6.00	97	0.37
Building Construction	Cranes	0	4.00	226	0.29
Building Construction	Excavators	1	8.00	162	0.38
Building Construction	Forklifts	1	6.00	89	0.20
Building Construction	Pumps	1	8.00	84	0.74
Building Construction	Tractors/Loaders/Backhoes	1	8.00	97	0.37
Building Construction	Welders	2	8.00	46	0.45
Paving	Cement and Mortar Mixers	0	6.00	9	0.56
Paving	Pavers	1	7.00	125	0.42
Paving	Paving Equipment	1	8.00	130	0.36
Paving	Rollers	1	7.00	80	0.38
Paving	Tractors/Loaders/Backhoes	0	7.00	97	0.37

Trips and VMT

Phase Name	Offroad Equipment Count	Worker Trip Number	Vendor Trip Number	Hauling Trip Number	Worker Trip Length	Vendor Trip Length	Hauling Trip Length	Worker Vehicle Class	Vendor Vehicle Class	Hauling Vehicle Class
Site Preparation	2	5.00	4.00	0.00	10.80	7.30	20.00	LD_Mix	HDT_Mix	HHDT
Grading	2	5.00	0.00	100.00	10.80	7.30	20.00	LD_Mix	HDT_Mix	HHDT
Building Construction	6	8.00	2.00	0.00	10.80	7.30	20.00	LD_Mix	HDT_Mix	HHDT
Paving	3	8.00	0.00	0.00	10.80	7.30	20.00	LD_Mix	HDT_Mix	HHDT

3.1 Mitigation Measures Construction

3.2 Site Preparation - 2026

Unmitigated Construction On-Site

	ROG	NOx	CO	SO2	Fugitive PM10	Exhaust PM10	PM10 Total	Fugitive PM2.5	Exhaust PM2.5	PM2.5 Total	Bio- CO2	NBio- CO2	Total CO2	CH4	N2O	CO2e
Category	tons/yr										MT/yr					
Fugitive Dust					0.0301	0.0000	0.0301	0.0166	0.0000	0.0166	0.0000	0.0000	0.0000	0.0000	0.0000	0.0000
Off-Road	3.9600e-003	0.0370	0.0378	6.0000e-005		1.6300e-003	1.6300e-003		1.5000e-003	1.5000e-003	0.0000	5.2795	5.2795	1.7100e-003	0.0000	5.3154
Total	**3.9600e-003**	**0.0370**	**0.0378**	**6.0000e-005**	**0.0301**	**1.6300e-003**	**0.0317**	**0.0166**	**1.5000e-003**	**0.0181**	**0.0000**	**5.2795**	**5.2795**	**1.7100e-003**	**0.0000**	**5.3154**

Unmitigated Construction Off-Site

	ROG	NOx	CO	SO2	Fugitive PM10	Exhaust PM10	PM10 Total	Fugitive PM2.5	Exhaust PM2.5	PM2.5 Total	Bio- CO2	NBio- CO2	Total CO2	CH4	N2O	CO2e
Category	tons/yr										MT/yr					
Hauling	0.0000	0.0000	0.0000	0.0000	0.0000	0.0000	0.0000	0.0000	0.0000	0.0000	0.0000	0.0000	0.0000	0.0000	0.0000	0.0000
Vendor	1.3000e-004	7.4000e-004	1.8200e-003	0.0000	1.3000e-004	2.0000e-005	1.5000e-004	4.0000e-005	2.0000e-005	5.0000e-005	0.0000	0.3985	0.3985	0.0000	0.0000	0.3985

Worker	5.0000e-005	6.0000e-005	5.7000e-004	0.0000	2.0000e-004	0.0000	2.0000e-004	5.0000e-005	0.0000	5.0000e-005	0.0000	0.1468	0.1468	1.0000e-005	0.0000	0.1470
Total	**1.8000e-004**	**8.0000e-004**	**2.3900e-003**	**0.0000**	**3.3000e-004**	**2.0000e-005**	**3.5000e-004**	**9.0000e-005**	**2.0000e-005**	**1.0000e-004**	**0.0000**	**0.5453**	**0.5453**	**1.0000e-005**	**0.0000**	**0.5455**

Mitigated Construction On-Site

	ROG	NOx	CO	SO2	Fugitive PM10	Exhaust PM10	PM10 Total	Fugitive PM2.5	Exhaust PM2.5	PM2.5 Total	Bio- CO2	NBio- CO2	Total CO2	CH4	N2O	CO2e
Category	tons/yr										MT/yr					
Fugitive Dust					0.0301	0.0000	0.0301	0.0166	0.0000	0.0166	0.0000	0.0000	0.0000	0.0000	0.0000	0.0000
Off-Road	3.9600e-003	0.0370	0.0378	6.0000e-005		1.6300e-003	1.6300e-003		1.5000e-003	1.5000e-003	0.0000	5.2795	5.2795	1.7100e-003	0.0000	5.3153
Total	**3.9600e-003**	**0.0370**	**0.0378**	**6.0000e-005**	**0.0301**	**1.6300e-003**	**0.0317**	**0.0166**	**1.5000e-003**	**0.0181**	**0.0000**	**5.2795**	**5.2795**	**1.7100e-003**	**0.0000**	**5.3153**

Mitigated Construction Off-Site

	ROG	NOx	CO	SO2	Fugitive PM10	Exhaust PM10	PM10 Total	Fugitive PM2.5	Exhaust PM2.5	PM2.5 Total	Bio- CO2	NBio- CO2	Total CO2	CH4	N2O	CO2e
Category	tons/yr										MT/yr					
Hauling	0.0000	0.0000	0.0000	0.0000	0.0000	0.0000	0.0000	0.0000	0.0000	0.0000	0.0000	0.0000	0.0000	0.0000	0.0000	0.0000
Vendor	1.3000e-004	7.4000e-004	1.8200e-003	0.0000	1.3000e-004	2.0000e-005	1.5000e-004	4.0000e-005	2.0000e-005	5.0000e-005	0.0000	0.3985	0.3985	0.0000	0.0000	0.3985
Worker	5.0000e-005	6.0000e-005	5.7000e-004	0.0000	2.0000e-004	0.0000	2.0000e-004	5.0000e-005	0.0000	5.0000e-005	0.0000	0.1468	0.1468	1.0000e-005	0.0000	0.1470
Total	**1.8000e-004**	**8.0000e-004**	**2.3900e-003**	**0.0000**	**3.3000e-004**	**2.0000e-005**	**3.5000e-004**	**9.0000e-005**	**2.0000e-005**	**1.0000e-004**	**0.0000**	**0.5453**	**0.5453**	**1.0000e-005**	**0.0000**	**0.5455**

3.3 Grading - 2026

Unmitigated Construction On-Site

	ROG	NOx	CO	SO2	Fugitive PM10	Exhaust PM10	PM10 Total	Fugitive PM2.5	Exhaust PM2.5	PM2.5 Total	Bio- CO2	NBio- CO2	Total CO2	CH4	N2O	CO2e
Category	tons/yr										MT/yr					
Fugitive Dust					3.7600e-003	0.0000	3.7600e-003	2.0700e-003	0.0000	2.0700e-003	0.0000	0.0000	0.0000	0.0000	0.0000	0.0000
Off-Road	9.1000e-004	8.8000e-003	0.0117	2.0000e-005		3.7000e-004	3.7000e-004		3.4000e-004	3.4000e-004	0.0000	1.5163	1.5163	4.9000e-004	0.0000	1.5266
Total	**9.1000e-004**	**8.8000e-003**	**0.0117**	**2.0000e-005**	**3.7600e-003**	**3.7000e-004**	**4.1300e-003**	**2.0700e-003**	**3.4000e-004**	**2.4100e-003**	**0.0000**	**1.5163**	**1.5163**	**4.9000e-004**	**0.0000**	**1.5266**

Unmitigated Construction Off-Site

	ROG	NOx	CO	SO2	Fugitive PM10	Exhaust PM10	PM10 Total	Fugitive PM2.5	Exhaust PM2.5	PM2.5 Total	Bio- CO2	NBio- CO2	Total CO2	CH4	N2O	CO2e
Category	tons/yr										MT/yr					
Hauling	7.2000e-004	5.2600e-003	9.0400e-003	4.0000e-005	8.5000e-004	1.5000e-004	1.0100e-003	2.3000e-004	1.4000e-004	3.7000e-004	0.0000	3.1508	3.1508	2.0000e-005	0.0000	3.1512
Vendor	0.0000	0.0000	0.0000	0.0000	0.0000	0.0000	0.0000	0.0000	0.0000	0.0000	0.0000	0.0000	0.0000	0.0000	0.0000	0.0000
Worker	5.0000e-005	6.0000e-005	5.7000e-004	0.0000	2.0000e-004	0.0000	2.0000e-004	5.0000e-005	0.0000	5.0000e-005	0.0000	0.1468	0.1468	1.0000e-005	0.0000	0.1470
Total	**7.7000e-004**	**5.3200e-003**	**9.6100e-003**	**4.0000e-005**	**1.0500e-003**	**1.5000e-004**	**1.2100e-003**	**2.8000e-004**	**1.4000e-004**	**4.2000e-004**	**0.0000**	**3.2976**	**3.2976**	**3.0000e-005**	**0.0000**	**3.2982**

Mitigated Construction On-Site

	ROG	NOx	CO	SO2	Fugitive PM10	Exhaust PM10	PM10 Total	Fugitive PM2.5	Exhaust PM2.5	PM2.5 Total	Bio- CO2	NBio- CO2	Total CO2	CH4	N2O	CO2e
Category	tons/yr										MT/yr					

Fugitive Dust					3.7600e-003	0.0000	3.7600e-003	2.0700e-003	0.0000	2.0700e-003	0.0000	0.0000	0.0000	0.0000	0.0000	0.0000
Off-Road	9.1000e-004	8.8000e-003	0.0117	2.0000e-005		3.7000e-004	3.7000e-004		3.4000e-004	3.4000e-004	0.0000	1.5163	1.5163	4.9000e-004	0.0000	1.5266
Total	**9.1000e-004**	**8.8000e-003**	**0.0117**	**2.0000e-005**	**3.7600e-003**	**3.7000e-004**	**4.1300e-003**	**2.0700e-003**	**3.4000e-004**	**2.4100e-003**	**0.0000**	**1.5163**	**1.5163**	**4.9000e-004**	**0.0000**	**1.5266**

Mitigated Construction Off-Site

	ROG	NOx	CO	SO2	Fugitive PM10	Exhaust PM10	PM10 Total	Fugitive PM2.5	Exhaust PM2.5	PM2.5 Total	Bio- CO2	NBio- CO2	Total CO2	CH4	N2O	CO2e
Category	tons/yr										MT/yr					
Hauling	7.2000e-004	5.2600e-003	9.0400e-003	4.0000e-005	8.5000e-004	1.5000e-004	1.0100e-003	2.3000e-004	1.4000e-004	3.7000e-004	0.0000	3.1508	3.1508	2.0000e-005	0.0000	3.1512
Vendor	0.0000	0.0000	0.0000	0.0000	0.0000	0.0000	0.0000	0.0000	0.0000	0.0000	0.0000	0.0000	0.0000	0.0000	0.0000	0.0000
Worker	5.0000e-005	6.0000e-005	5.7000e-004	0.0000	2.0000e-004	0.0000	2.0000e-004	5.0000e-005	0.0000	5.0000e-005	0.0000	0.1468	0.1468	1.0000e-005	0.0000	0.1470
Total	**7.7000e-004**	**5.3200e-003**	**9.6100e-003**	**4.0000e-005**	**1.0500e-003**	**1.5000e-004**	**1.2100e-003**	**2.8000e-004**	**1.4000e-004**	**4.2000e-004**	**0.0000**	**3.2976**	**3.2976**	**3.0000e-005**	**0.0000**	**3.2982**

3.4 Building Construction - 2026

Unmitigated Construction On-Site

	ROG	NOx	CO	SO2	Fugitive PM10	Exhaust PM10	PM10 Total	Fugitive PM2.5	Exhaust PM2.5	PM2.5 Total	Bio- CO2	NBio- CO2	Total CO2	CH4	N2O	CO2e
Category	tons/yr										MT/yr					
Off-Road	0.1144	0.8686	1.4045	2.2200e-003		0.0346	0.0346		0.0334	0.0334	0.0000	186.1958	186.1958	0.0345	0.0000	186.9207
Total	**0.1144**	**0.8686**	**1.4045**	**2.2200e-003**		**0.0346**	**0.0346**		**0.0334**	**0.0334**	**0.0000**	**186.1958**	**186.1958**	**0.0345**	**0.0000**	**186.9207**

Unmitigated Construction Off-Site

	ROG	NOx	CO	SO2	Fugitive PM10	Exhaust PM10	PM10 Total	Fugitive PM2.5	Exhaust PM2.5	PM2.5 Total	Bio- CO2	NBio- CO2	Total CO2	CH4	N2O	CO2e
Category	tons/yr										MT/yr					
Hauling	0.0000	0.0000	0.0000	0.0000	0.0000	0.0000	0.0000	0.0000	0.0000	0.0000	0.0000	0.0000	0.0000	0.0000	0.0000	0.0000
Vendor	1.3700e-003	7.6900e-003	0.0190	5.0000e-005	1.3600e-003	1.7000e-004	1.5300e-003	3.9000e-004	1.6000e-004	5.5000e-004	0.0000	4.1639	4.1639	3.0000e-005	0.0000	4.1645
Worker	1.5900e-003	2.0100e-003	0.0189	8.0000e-005	6.7000e-003	5.0000e-005	6.7600e-003	1.7800e-003	5.0000e-005	1.8300e-003	0.0000	4.9102	4.9102	2.1000e-004	0.0000	4.9146
Total	**2.9600e-003**	**9.7000e-003**	**0.0380**	**1.3000e-004**	**8.0600e-003**	**2.2000e-004**	**8.2900e-003**	**2.1700e-003**	**2.1000e-004**	**2.3800e-003**	**0.0000**	**9.0741**	**9.0741**	**2.4000e-004**	**0.0000**	**9.0791**

Mitigated Construction On-Site

	ROG	NOx	CO	SO2	Fugitive PM10	Exhaust PM10	PM10 Total	Fugitive PM2.5	Exhaust PM2.5	PM2.5 Total	Bio- CO2	NBio- CO2	Total CO2	CH4	N2O	CO2e
Category	tons/yr										MT/yr					
Off-Road	0.1144	0.8686	1.4045	2.2200e-003		0.0346	0.0346		0.0334	0.0334	0.0000	186.1955	186.1955	0.0345	0.0000	186.9205
Total	**0.1144**	**0.8686**	**1.4045**	**2.2200e-003**		**0.0346**	**0.0346**		**0.0334**	**0.0334**	**0.0000**	**186.1955**	**186.1955**	**0.0345**	**0.0000**	**186.9205**

Mitigated Construction Off-Site

	ROG	NOx	CO	SO2	Fugitive PM10	Exhaust PM10	PM10 Total	Fugitive PM2.5	Exhaust PM2.5	PM2.5 Total	Bio- CO2	NBio- CO2	Total CO2	CH4	N2O	CO2e

Category	tons/yr										MT/yr					
Hauling	0.0000	0.0000	0.0000	0.0000	0.0000	0.0000	0.0000	0.0000	0.0000	0.0000	0.0000	0.0000	0.0000	0.0000	0.0000	0.0000
Vendor	1.3700e-003	7.6900e-003	0.0190	5.0000e-005	1.3600e-003	1.7000e-004	1.5300e-003	3.9000e-004	1.6000e-004	5.5000e-004	0.0000	4.1639	4.1639	3.0000e-005	0.0000	4.1645
Worker	1.5900e-003	2.0100e-003	0.0189	8.0000e-005	6.7000e-003	5.0000e-005	6.7600e-003	1.7800e-003	5.0000e-005	1.8300e-003	0.0000	4.9102	4.9102	2.1000e-004	0.0000	4.9146
Total	**2.9600e-003**	**9.7000e-003**	**0.0380**	**1.3000e-004**	**8.0600e-003**	**2.2000e-004**	**8.2900e-003**	**2.1700e-003**	**2.1000e-004**	**2.3800e-003**	**0.0000**	**9.0741**	**9.0741**	**2.4000e-004**	**0.0000**	**9.0791**

3.4 Building Construction - 2027

Unmitigated Construction On-Site

	ROG	NOx	CO	SO2	Fugitive PM10	Exhaust PM10	PM10 Total	Fugitive PM2.5	Exhaust PM2.5	PM2.5 Total	Bio- CO2	NBio- CO2	Total CO2	CH4	N2O	CO2e
Category	tons/yr										MT/yr					
Off-Road	0.1428	1.0847	1.7540	2.7700e-003		0.0432	0.0432		0.0417	0.0417	0.0000	232.5220	232.5220	0.0431	0.0000	233.4273
Total	**0.1428**	**1.0847**	**1.7540**	**2.7700e-003**		**0.0432**	**0.0432**		**0.0417**	**0.0417**	**0.0000**	**232.5220**	**232.5220**	**0.0431**	**0.0000**	**233.4273**

Unmitigated Construction Off-Site

	ROG	NOx	CO	SO2	Fugitive PM10	Exhaust PM10	PM10 Total	Fugitive PM2.5	Exhaust PM2.5	PM2.5 Total	Bio- CO2	NBio- CO2	Total CO2	CH4	N2O	CO2e
Category	tons/yr										MT/yr					
Hauling	0.0000	0.0000	0.0000	0.0000	0.0000	0.0000	0.0000	0.0000	0.0000	0.0000	0.0000	0.0000	0.0000	0.0000	0.0000	0.0000
Vendor	1.6600e-003	9.5000e-003	0.0231	6.0000e-005	1.7000e-003	2.2000e-004	1.9200e-003	4.9000e-004	2.0000e-004	6.9000e-004	0.0000	5.2005	5.2005	4.0000e-005	0.0000	5.2012
Worker	1.9300e-003	2.4400e-003	0.0229	1.0000e-004	8.3700e-003	7.0000e-005	8.4400e-003	2.2200e-003	6.0000e-005	2.2900e-003	0.0000	6.0759	6.0759	2.5000e-004	0.0000	6.0813

Total	**3.5900e-003**	**0.0119**	**0.0460**	**1.6000e-004**	**0.0101**	**2.9000e-004**	**0.0104**	**2.7100e-003**	**2.6000e-004**	**2.9800e-003**	**0.0000**	**11.2764**	**11.2764**	**2.9000e-004**	**0.0000**	**11.2825**

Mitigated Construction On-Site

	ROG	NOx	CO	SO2	Fugitive PM10	Exhaust PM10	PM10 Total	Fugitive PM2.5	Exhaust PM2.5	PM2.5 Total	Bio- CO2	NBio- CO2	Total CO2	CH4	N2O	CO2e
Category	tons/yr										MT/yr					
Off-Road	0.1428	1.0847	1.7540	2.7700e-003		0.0432	0.0432		0.0417	0.0417	0.0000	232.5217	232.5217	0.0431	0.0000	233.4271
Total	**0.1428**	**1.0847**	**1.7540**	**2.7700e-003**		**0.0432**	**0.0432**		**0.0417**	**0.0417**	**0.0000**	**232.5217**	**232.5217**	**0.0431**	**0.0000**	**233.4271**

Mitigated Construction Off-Site

	ROG	NOx	CO	SO2	Fugitive PM10	Exhaust PM10	PM10 Total	Fugitive PM2.5	Exhaust PM2.5	PM2.5 Total	Bio- CO2	NBio- CO2	Total CO2	CH4	N2O	CO2e
Category	tons/yr										MT/yr					
Hauling	0.0000	0.0000	0.0000	0.0000	0.0000	0.0000	0.0000	0.0000	0.0000	0.0000	0.0000	0.0000	0.0000	0.0000	0.0000	0.0000
Vendor	1.6600e-003	9.5000e-003	0.0231	6.0000e-005	1.7000e-003	2.2000e-004	1.9200e-003	4.9000e-004	2.0000e-004	6.9000e-004	0.0000	5.2005	5.2005	4.0000e-005	0.0000	5.2012
Worker	1.9300e-003	2.4400e-003	0.0229	1.0000e-004	8.3700e-003	7.0000e-005	8.4400e-003	2.2200e-003	6.0000e-005	2.2900e-003	0.0000	6.0759	6.0759	2.5000e-004	0.0000	6.0813
Total	**3.5900e-003**	**0.0119**	**0.0460**	**1.6000e-004**	**0.0101**	**2.9000e-004**	**0.0104**	**2.7100e-003**	**2.6000e-004**	**2.9800e-003**	**0.0000**	**11.2764**	**11.2764**	**2.9000e-004**	**0.0000**	**11.2825**

3.4 Building Construction - 2028

Unmitigated Construction On-Site

	ROG	NOx	CO	SO2	Fugitive PM10	Exhaust PM10	PM10 Total	Fugitive PM2.5	Exhaust PM2.5	PM2.5 Total	Bio- CO2	NBio- CO2	Total CO2	CH4	N2O	CO2e
Category	tons/yr										MT/yr					
Off-Road	5.4700e-003	0.0416	0.0672	1.1000e-004		1.6600e-003	1.6600e-003		1.6000e-003	1.6000e-003	0.0000	8.9089	8.9089	1.6500e-003	0.0000	8.9436
Total	**5.4700e-003**	**0.0416**	**0.0672**	**1.1000e-004**		**1.6600e-003**	**1.6600e-003**		**1.6000e-003**	**1.6000e-003**	**0.0000**	**8.9089**	**8.9089**	**1.6500e-003**	**0.0000**	**8.9436**

Unmitigated Construction Off-Site

	ROG	NOx	CO	SO2	Fugitive PM10	Exhaust PM10	PM10 Total	Fugitive PM2.5	Exhaust PM2.5	PM2.5 Total	Bio- CO2	NBio- CO2	Total CO2	CH4	N2O	CO2e
Category	tons/yr										MT/yr					
Hauling	0.0000	0.0000	0.0000	0.0000	0.0000	0.0000	0.0000	0.0000	0.0000	0.0000	0.0000	0.0000	0.0000	0.0000	0.0000	0.0000
Vendor	6.0000e-005	3.6000e-004	8.8000e-004	0.0000	7.0000e-005	1.0000e-005	7.0000e-005	2.0000e-005	1.0000e-005	3.0000e-005	0.0000	0.1993	0.1993	0.0000	0.0000	0.1993
Worker	7.0000e-005	9.0000e-005	8.5000e-004	0.0000	3.2000e-004	0.0000	3.2000e-004	9.0000e-005	0.0000	9.0000e-005	0.0000	0.2310	0.2310	1.0000e-005	0.0000	0.2312
Total	**1.3000e-004**	**4.5000e-004**	**1.7300e-003**	**0.0000**	**3.9000e-004**	**1.0000e-005**	**3.9000e-004**	**1.1000e-004**	**1.0000e-005**	**1.2000e-004**	**0.0000**	**0.4303**	**0.4303**	**1.0000e-005**	**0.0000**	**0.4305**

Mitigated Construction On-Site

	ROG	NOx	CO	SO2	Fugitive PM10	Exhaust PM10	PM10 Total	Fugitive PM2.5	Exhaust PM2.5	PM2.5 Total	Bio- CO2	NBio- CO2	Total CO2	CH4	N2O	CO2e
Category	tons/yr										MT/yr					

Off-Road	5.4700e-003	0.0416	0.0672	1.1000e-004		1.6600e-003	1.6600e-003		1.6000e-003	1.6000e-003	0.0000	8.9089	8.9089	1.6500e-003	0.0000	8.9436
Total	**5.4700e-003**	**0.0416**	**0.0672**	**1.1000e-004**		**1.6600e-003**	**1.6600e-003**		**1.6000e-003**	**1.6000e-003**	**0.0000**	**8.9089**	**8.9089**	**1.6500e-003**	**0.0000**	**8.9436**

Mitigated Construction Off-Site

	ROG	NOx	CO	SO2	Fugitive PM10	Exhaust PM10	PM10 Total	Fugitive PM2.5	Exhaust PM2.5	PM2.5 Total	Bio- CO2	NBio- CO2	Total CO2	CH4	N2O	CO2e
Category	tons/yr										MT/yr					
Hauling	0.0000	0.0000	0.0000	0.0000	0.0000	0.0000	0.0000	0.0000	0.0000	0.0000	0.0000	0.0000	0.0000	0.0000	0.0000	0.0000
Vendor	6.0000e-005	3.6000e-004	8.8000e-004	0.0000	7.0000e-005	1.0000e-005	7.0000e-005	2.0000e-005	1.0000e-005	3.0000e-005	0.0000	0.1993	0.1993	0.0000	0.0000	0.1993
Worker	7.0000e-005	9.0000e-005	8.5000e-004	0.0000	3.2000e-004	0.0000	3.2000e-004	9.0000e-005	0.0000	9.0000e-005	0.0000	0.2310	0.2310	1.0000e-005	0.0000	0.2312
Total	**1.3000e-004**	**4.5000e-004**	**1.7300e-003**	**0.0000**	**3.9000e-004**	**1.0000e-005**	**3.9000e-004**	**1.1000e-004**	**1.0000e-005**	**1.2000e-004**	**0.0000**	**0.4303**	**0.4303**	**1.0000e-005**	**0.0000**	**0.4305**

3.5 Paving - 2028

Unmitigated Construction On-Site

	ROG	NOx	CO	SO2	Fugitive PM10	Exhaust PM10	PM10 Total	Fugitive PM2.5	Exhaust PM2.5	PM2.5 Total	Bio- CO2	NBio- CO2	Total CO2	CH4	N2O	CO2e
Category	tons/yr										MT/yr					
Off-Road	2.2600e-003	0.0211	0.0361	6.0000e-005		1.0300e-003	1.0300e-003		9.5000e-004	9.5000e-004	0.0000	4.9569	4.9569	1.6000e-003	0.0000	4.9905
Paving	0.0000					0.0000	0.0000		0.0000	0.0000	0.0000	0.0000	0.0000	0.0000	0.0000	0.0000
Total	**2.2600e-003**	**0.0211**	**0.0361**	**6.0000e-005**		**1.0300e-003**	**1.0300e-003**		**9.5000e-004**	**9.5000e-004**	**0.0000**	**4.9569**	**4.9569**	**1.6000e-003**	**0.0000**	**4.9905**

Unmitigated Construction Off-Site

	ROG	NOx	CO	SO2	Fugitive PM10	Exhaust PM10	PM10 Total	Fugitive PM2.5	Exhaust PM2.5	PM2.5 Total	Bio- CO2	NBio- CO2	Total CO2	CH4	N2O	CO2e
Category	tons/yr										MT/yr					
Hauling	0.0000	0.0000	0.0000	0.0000	0.0000	0.0000	0.0000	0.0000	0.0000	0.0000	0.0000	0.0000	0.0000	0.0000	0.0000	0.0000
Vendor	0.0000	0.0000	0.0000	0.0000	0.0000	0.0000	0.0000	0.0000	0.0000	0.0000	0.0000	0.0000	0.0000	0.0000	0.0000	0.0000
Worker	8.0000e-005	1.0000e-004	9.4000e-004	0.0000	3.5000e-004	0.0000	3.6000e-004	9.0000e-005	0.0000	1.0000e-004	0.0000	0.2541	0.2541	1.0000e-005	0.0000	0.2543
Total	**8.0000e-005**	**1.0000e-004**	**9.4000e-004**	**0.0000**	**3.5000e-004**	**0.0000**	**3.6000e-004**	**9.0000e-005**	**0.0000**	**1.0000e-004**	**0.0000**	**0.2541**	**0.2541**	**1.0000e-005**	**0.0000**	**0.2543**

Mitigated Construction On-Site

	ROG	NOx	CO	SO2	Fugitive PM10	Exhaust PM10	PM10 Total	Fugitive PM2.5	Exhaust PM2.5	PM2.5 Total	Bio- CO2	NBio- CO2	Total CO2	CH4	N2O	CO2e
Category	tons/yr										MT/yr					
Off-Road	2.2600e-003	0.0211	0.0361	6.0000e-005		1.0300e-003	1.0300e-003		9.5000e-004	9.5000e-004	0.0000	4.9569	4.9569	1.6000e-003	0.0000	4.9905
Paving	0.0000					0.0000	0.0000		0.0000	0.0000	0.0000	0.0000	0.0000	0.0000	0.0000	0.0000
Total	**2.2600e-003**	**0.0211**	**0.0361**	**6.0000e-005**		**1.0300e-003**	**1.0300e-003**		**9.5000e-004**	**9.5000e-004**	**0.0000**	**4.9569**	**4.9569**	**1.6000e-003**	**0.0000**	**4.9905**

Mitigated Construction Off-Site

	ROG	NOx	CO	SO2	Fugitive PM10	Exhaust PM10	PM10 Total	Fugitive PM2.5	Exhaust PM2.5	PM2.5 Total	Bio- CO2	NBio- CO2	Total CO2	CH4	N2O	CO2e

Category	tons/yr										MT/yr					
Hauling	0.0000	0.0000	0.0000	0.0000	0.0000	0.0000	0.0000	0.0000	0.0000	0.0000	0.0000	0.0000	0.0000	0.0000	0.0000	0.0000
Vendor	0.0000	0.0000	0.0000	0.0000	0.0000	0.0000	0.0000	0.0000	0.0000	0.0000	0.0000	0.0000	0.0000	0.0000	0.0000	0.0000
Worker	8.0000e-005	1.0000e-004	9.4000e-004	0.0000	3.5000e-004	0.0000	3.6000e-004	9.0000e-005	0.0000	1.0000e-004	0.0000	0.2541	0.2541	1.0000e-005	0.0000	0.2543
Total	**8.0000e-005**	**1.0000e-004**	**9.4000e-004**	**0.0000**	**3.5000e-004**	**0.0000**	**3.6000e-004**	**9.0000e-005**	**0.0000**	**1.0000e-004**	**0.0000**	**0.2541**	**0.2541**	**1.0000e-005**	**0.0000**	**0.2543**

4.0 Operational Detail - Mobile

4.1 Mitigation Measures Mobile

	ROG	NOx	CO	SO2	Fugitive PM10	Exhaust PM10	PM10 Total	Fugitive PM2.5	Exhaust PM2.5	PM2.5 Total	Bio- CO2	NBio- CO2	Total CO2	CH4	N2O	CO2e
Category	tons/yr										MT/yr					
Mitigated	0.0000	0.0000	0.0000	0.0000	0.0000	0.0000	0.0000	0.0000	0.0000	0.0000	0.0000	0.0000	0.0000	0.0000	0.0000	0.0000
Unmitigated	0.0000	0.0000	0.0000	0.0000	0.0000	0.0000	0.0000	0.0000	0.0000	0.0000	0.0000	0.0000	0.0000	0.0000	0.0000	0.0000

4.2 Trip Summary Information

	Average Daily Trip Rate			Unmitigated	Mitigated
Land Use	Weekday	Saturday	Sunday	Annual VMT	Annual VMT
User Defined Industrial	0.00	0.00	0.00		
Total	0.00	0.00	0.00		

4.3 Trip Type Information

	Miles			Trip %			Trip Purpose %		
Land Use	H-W or C-W	H-S or C-C	H-O or C-NW	H-W or C-W	H-S or C-C	H-O or C-NW	Primary	Diverted	Pass-by

User Defined Industrial	9.50	7.30	7.30	0.00	0.00	0.00	0	0	0

LDA	LDT1	LDT2	MDV	LHD1	LHD2	MHD	HHD	OBUS	UBUS	MCY	SBUS	MH
0.511923	0.073395	0.191568	0.130918	0.036235	0.005199	0.012665	0.023708	0.001889	0.002027	0.006511	0.000534	0.003431

5.0 Energy Detail

4.4 Fleet Mix

Historical Energy Use: N

5.1 Mitigation Measures Energy

	ROG	NOx	CO	SO2	Fugitive PM10	Exhaust PM10	PM10 Total	Fugitive PM2.5	Exhaust PM2.5	PM2.5 Total	Bio- CO2	NBio- CO2	Total CO2	CH4	N2O	CO2e
Category	tons/yr										MT/yr					
Electricity Mitigated						0.0000	0.0000		0.0000	0.0000	0.0000	0.0000	0.0000	0.0000	0.0000	0.0000
Electricity Unmitigated						0.0000	0.0000		0.0000	0.0000	0.0000	0.0000	0.0000	0.0000	0.0000	0.0000
NaturalGas Mitigated	0.0000	0.0000	0.0000	0.0000		0.0000	0.0000		0.0000	0.0000	0.0000	0.0000	0.0000	0.0000	0.0000	0.0000
NaturalGas Unmitigated	0.0000	0.0000	0.0000	0.0000		0.0000	0.0000		0.0000	0.0000	0.0000	0.0000	0.0000	0.0000	0.0000	0.0000

5.2 Energy by Land Use - NaturalGas

Unmitigated

	NaturalGas Use	ROG	NOx	CO	SO2	Fugitive PM10	Exhaust PM10	PM10 Total	Fugitive PM2.5	Exhaust PM2.5	PM2.5 Total	Bio- CO2	NBio- CO2	Total CO2	CH4	N2O	CO2e
Land Use	kBTU/yr	tons/yr										MT/yr					

User Defined Industrial	0	0.0000	0.0000	0.0000	0.0000		0.0000	0.0000		0.0000	0.0000	0.0000	0.0000	0.0000	0.0000	0.0000	0.0000
Total		**0.0000**	**0.0000**	**0.0000**	**0.0000**		**0.0000**	**0.0000**		**0.0000**	**0.0000**	**0.0000**	**0.0000**	**0.0000**	**0.0000**	**0.0000**	**0.0000**

Mitigated

	NaturalGas Use	ROG	NOx	CO	SO2	Fugitive PM10	Exhaust PM10	PM10 Total	Fugitive PM2.5	Exhaust PM2.5	PM2.5 Total	Bio- CO2	NBio- CO2	Total CO2	CH4	N2O	CO2e
Land Use	kBTU/yr	tons/yr										MT/yr					
User Defined Industrial	0	0.0000	0.0000	0.0000	0.0000		0.0000	0.0000		0.0000	0.0000	0.0000	0.0000	0.0000	0.0000	0.0000	0.0000
Total		**0.0000**	**0.0000**	**0.0000**	**0.0000**		**0.0000**	**0.0000**		**0.0000**	**0.0000**	**0.0000**	**0.0000**	**0.0000**	**0.0000**	**0.0000**	**0.0000**

5.3 Energy by Land Use - Electricity

Unmitigated

	Electricity Use	Total CO2	CH4	N2O	CO2e
Land Use	kWh/yr	MT/yr			
User Defined Industrial	0	0.0000	0.0000	0.0000	0.0000
Total		**0.0000**	**0.0000**	**0.0000**	**0.0000**

Mitigated

	Electricity Use	Total CO2	CH4	N2O	CO2e
Land Use	kWh/yr	MT/yr			
User Defined Industrial	0	0.0000	0.0000	0.0000	0.0000
Total		**0.0000**	**0.0000**	**0.0000**	**0.0000**

6.0 Area Detail

6.1 Mitigation Measures Area

	ROG	NOx	CO	SO2	Fugitive PM10	Exhaust PM10	PM10 Total	Fugitive PM2.5	Exhaust PM2.5	PM2.5 Total	Bio- CO2	NBio- CO2	Total CO2	CH4	N2O	CO2e
Category	tons/yr										MT/yr					
Mitigated	0.0000	0.0000	1.0000e-005	0.0000		0.0000	0.0000		0.0000	0.0000	0.0000	2.0000e-005	2.0000e-005	0.0000	0.0000	2.0000e-005
Unmitigated	0.0000	0.0000	1.0000e-005	0.0000		0.0000	0.0000		0.0000	0.0000	0.0000	2.0000e-005	2.0000e-005	0.0000	0.0000	2.0000e-005

6.2 Area by SubCategory

Unmitigated

	ROG	NOx	CO	SO2	Fugitive PM10	Exhaust PM10	PM10 Total	Fugitive PM2.5	Exhaust PM2.5	PM2.5 Total	Bio- CO2	NBio- CO2	Total CO2	CH4	N2O	CO2e

SubCategory	tons/yr										MT/yr					
Architectural Coating	0.0000					0.0000	0.0000		0.0000	0.0000	0.0000	0.0000	0.0000	0.0000	0.0000	0.0000
Consumer Products	0.0000					0.0000	0.0000		0.0000	0.0000	0.0000	0.0000	0.0000	0.0000	0.0000	0.0000
Landscaping	0.0000	0.0000	1.0000e-005	0.0000		0.0000	0.0000		0.0000	0.0000	0.0000	2.0000e-005	2.0000e-005	0.0000	0.0000	2.0000e-005
Total	**0.0000**	**0.0000**	**1.0000e-005**	**0.0000**		**0.0000**	**0.0000**		**0.0000**	**0.0000**	**0.0000**	**2.0000e-005**	**2.0000e-005**	**0.0000**	**0.0000**	**2.0000e-005**

Mitigated

	ROG	NOx	CO	SO2	Fugitive PM10	Exhaust PM10	PM10 Total	Fugitive PM2.5	Exhaust PM2.5	PM2.5 Total	Bio- CO2	NBio- CO2	Total CO2	CH4	N2O	CO2e
SubCategory	tons/yr										MT/yr					
Consumer Products	0.0000					0.0000	0.0000		0.0000	0.0000	0.0000	0.0000	0.0000	0.0000	0.0000	0.0000
Landscaping	0.0000	0.0000	1.0000e-005	0.0000		0.0000	0.0000		0.0000	0.0000	0.0000	2.0000e-005	2.0000e-005	0.0000	0.0000	2.0000e-005
Architectural Coating	0.0000					0.0000	0.0000		0.0000	0.0000	0.0000	0.0000	0.0000	0.0000	0.0000	0.0000
Total	**0.0000**	**0.0000**	**1.0000e-005**	**0.0000**		**0.0000**	**0.0000**		**0.0000**	**0.0000**	**0.0000**	**2.0000e-005**	**2.0000e-005**	**0.0000**	**0.0000**	**2.0000e-005**

7.0 Water Detail

7.1 Mitigation Measures Water

	Total CO2	CH4	N2O	CO2e
Category	MT/yr			
Mitigated	0.0000	0.0000	0.0000	0.0000

Unmitigated	0.0000	0.0000	0.0000	0.0000

7.2 Water by Land Use

Unmitigated

	Indoor/Outdoor Use	Total CO2	CH4	N2O	CO2e
Land Use	Mgal	MT/yr			
User Defined Industrial	0 / 0	0.0000	0.0000	0.0000	0.0000
Total		**0.0000**	**0.0000**	**0.0000**	**0.0000**

Mitigated

	Indoor/Outdoor Use	Total CO2	CH4	N2O	CO2e
Land Use	Mgal	MT/yr			
User Defined Industrial	0 / 0	0.0000	0.0000	0.0000	0.0000
Total		**0.0000**	**0.0000**	**0.0000**	**0.0000**

8.0 Waste Detail

8.1 Mitigation Measures Waste

Category/Year

	Total CO2	CH4	N2O	CO2e
	MT/yr			
Mitigated	0.0000	0.0000	0.0000	0.0000
Unmitigated	0.0000	0.0000	0.0000	0.0000

8.2 Waste by Land Use

Unmitigated

	Waste Disposed	Total CO2	CH4	N2O	CO2e
Land Use	tons	MT/yr			
User Defined Industrial	0	0.0000	0.0000	0.0000	0.0000
Total		**0.0000**	**0.0000**	**0.0000**	**0.0000**

Mitigated

	Waste Disposed	Total CO2	CH4	N2O	CO2e
Land Use	tons	MT/yr			

User Defined Industrial	0	0.0000	0.0000	0.0000	0.0000
Total		**0.0000**	**0.0000**	**0.0000**	**0.0000**

9.0 Operational Offroad

Equipment Type	Number	Hours/Day	Days/Year	Horse Power	Load Factor	Fuel Type

10.0 Vegetation

CDRAWPF Pump Station Const

San Diego Air Basin, Annual

1.0 Project Characteristics

1.1 Land Usage

Land Uses	Size	Metric	Lot Acreage	Floor Surface Area	Population
User Defined Industrial	1.00	User Defined Unit	0.00	0.00	0

1.2 Other Project Characteristics

Urbanization	Urban	**Wind Speed (m/s)**	2.6	**Precipitation Freq (Days)**	40
Climate Zone	13			**Operational Year**	2025
Utility Company	San Diego Gas & Electric				
CO2 Intensity (lb/MWhr)	720.49	**CH4 Intensity (lb/MWhr)**	0.029	**N2O Intensity (lb/MWhr)**	0.006

1.3 User Entered Comments & Non-Default Data

Project Characteristics -

Land Use -

Construction Phase - Modified

Off-road Equipment - Modified

Off-road Equipment - Modified

Off-road Equipment - Modified

Off-road Equipment - Modified

Trips and VMT - Modified

Table Name	Column Name	Default Value	New Value
tblConstructionPhase	NumDays	0.00	231.00
tblConstructionPhase	NumDays	0.00	10.00

tblConstructionPhase	NumDays	0.00	10.00
tblConstructionPhase	NumDays	0.00	10.00
tblConstructionPhase	PhaseEndDate	5/14/2027	5/15/2027
tblOffRoadEquipment	OffRoadEquipmentUnitAmount	4.00	0.00
tblOffRoadEquipment	OffRoadEquipmentUnitAmount	1.00	0.00
tblOffRoadEquipment	OffRoadEquipmentUnitAmount	1.00	0.00
tblOffRoadEquipment	OffRoadEquipmentUnitAmount	2.00	1.00
tblOffRoadEquipment	OffRoadEquipmentUnitAmount	1.00	0.00
tblOffRoadEquipment	OffRoadEquipmentUnitAmount	2.00	1.00
tblOffRoadEquipment	OffRoadEquipmentUnitAmount	2.00	1.00
tblOffRoadEquipment	OffRoadEquipmentUnitAmount	1.00	0.00
tblProjectCharacteristics	OperationalYear	2014	2025
tblTripsAndVMT	HaulingTripNumber	0.00	100.00
tblTripsAndVMT	VendorTripNumber	0.00	4.00
tblTripsAndVMT	VendorTripNumber	0.00	2.00
tblTripsAndVMT	WorkerTripNumber	0.00	8.00

2.0 Emissions Summary

2.1 Overall Construction

Unmitigated Construction

	ROG	NOx	CO	SO2	Fugitive PM10	Exhaust PM10	PM10 Total	Fugitive PM2.5	Exhaust PM2.5	PM2.5 Total	Bio- CO2	NBio- CO2	Total CO2	CH4	N2O	CO2e
Year	tons/yr										MT/yr					
2026	0.0872	0.6612	1.0622	1.7600e-003	0.0409	0.0263	0.0672	0.0205	0.0253	0.0458	0.0000	146.1129	146.1129	0.0264	0.0000	146.6663
2027	0.0504	0.3806	0.6268	1.0200e-003	3.6400e-003	0.0153	0.0189	9.8000e-004	0.0147	0.0157	0.0000	85.0711	85.0711	0.0158	0.0000	85.4022
Total	**0.1376**	**1.0419**	**1.6890**	**2.7800e-003**	**0.0445**	**0.0416**	**0.0861**	**0.0215**	**0.0400**	**0.0614**	**0.0000**	**231.1840**	**231.1840**	**0.0421**	**0.0000**	**232.0685**

Mitigated Construction

	ROG	NOx	CO	SO2	Fugitive PM10	Exhaust PM10	PM10 Total	Fugitive PM2.5	Exhaust PM2.5	PM2.5 Total	Bio- CO2	NBio- CO2	Total CO2	CH4	N2O	CO2e
Year	tons/yr										MT/yr					
2026	0.0872	0.6612	1.0622	1.7600e-003	0.0409	0.0263	0.0672	0.0205	0.0253	0.0458	0.0000	146.1128	146.1128	0.0264	0.0000	146.6661
2027	0.0504	0.3806	0.6268	1.0200e-003	3.6400e-003	0.0153	0.0189	9.8000e-004	0.0147	0.0157	0.0000	85.0710	85.0710	0.0158	0.0000	85.4021
Total	**0.1376**	**1.0419**	**1.6890**	**2.7800e-003**	**0.0445**	**0.0416**	**0.0861**	**0.0215**	**0.0400**	**0.0614**	**0.0000**	**231.1837**	**231.1837**	**0.0421**	**0.0000**	**232.0682**

	ROG	**NOx**	**CO**	**SO2**	**Fugitive PM10**	**Exhaust PM10**	**PM10 Total**	**Fugitive PM2.5**	**Exhaust PM2.5**	**PM2.5 Total**	**Bio- CO2**	**NBio-CO2**	**Total CO2**	**CH4**	**N20**	**CO2e**
Percent Reduction	**0.00**	**0.00**	**0.00**	**0.00**	**0.00**	**0.00**	**0.00**	**0.00**	**0.00**	**0.00**	**0.00**	**0.00**	**0.00**	**0.00**	**0.00**	**0.00**

2.2 Overall Operational

Unmitigated Operational

	ROG	NOx	CO	SO2	Fugitive PM10	Exhaust PM10	PM10 Total	Fugitive PM2.5	Exhaust PM2.5	PM2.5 Total	Bio- CO2	NBio- CO2	Total CO2	CH4	N2O	CO2e
Category	tons/yr										MT/yr					
Area	0.0000	0.0000	1.0000e-005	0.0000		0.0000	0.0000		0.0000	0.0000	0.0000	2.0000e-005	2.0000e-005	0.0000	0.0000	2.0000e-005
Energy	0.0000	0.0000	0.0000	0.0000		0.0000	0.0000		0.0000	0.0000	0.0000	0.0000	0.0000	0.0000	0.0000	0.0000
Mobile	0.0000	0.0000	0.0000	0.0000	0.0000	0.0000	0.0000	0.0000	0.0000	0.0000	0.0000	0.0000	0.0000	0.0000	0.0000	0.0000
Waste						0.0000	0.0000		0.0000	0.0000	0.0000	0.0000	0.0000	0.0000	0.0000	0.0000
Water						0.0000	0.0000		0.0000	0.0000	0.0000	0.0000	0.0000	0.0000	0.0000	0.0000

Total	**0.0000**	**0.0000**	**1.0000e-005**	**0.0000**	**0.0000**	**0.0000**	**0.0000**	**0.0000**	**0.0000**	**0.0000**	**0.0000**	**2.0000e-005**	**2.0000e-005**	**0.0000**	**0.0000**	**2.0000e-005**

Mitigated Operational

	ROG	NOx	CO	SO2	Fugitive PM10	Exhaust PM10	PM10 Total	Fugitive PM2.5	Exhaust PM2.5	PM2.5 Total	Bio- CO2	NBio- CO2	Total CO2	CH4	N2O	CO2e
Category	tons/yr										MT/yr					
Area	0.0000	0.0000	1.0000e-005	0.0000		0.0000	0.0000		0.0000	0.0000	0.0000	2.0000e-005	2.0000e-005	0.0000	0.0000	2.0000e-005
Energy	0.0000	0.0000	0.0000	0.0000		0.0000	0.0000		0.0000	0.0000	0.0000	0.0000	0.0000	0.0000	0.0000	0.0000
Mobile	0.0000	0.0000	0.0000	0.0000	0.0000	0.0000	0.0000	0.0000	0.0000	0.0000	0.0000	0.0000	0.0000	0.0000	0.0000	0.0000
Waste						0.0000	0.0000		0.0000	0.0000	0.0000	0.0000	0.0000	0.0000	0.0000	0.0000
Water						0.0000	0.0000		0.0000	0.0000	0.0000	0.0000	0.0000	0.0000	0.0000	0.0000
Total	**0.0000**	**0.0000**	**1.0000e-005**	**0.0000**	**0.0000**	**0.0000**	**0.0000**	**0.0000**	**0.0000**	**0.0000**	**0.0000**	**2.0000e-005**	**2.0000e-005**	**0.0000**	**0.0000**	**2.0000e-005**

	ROG	**NOx**	**CO**	**SO2**	**Fugitive PM10**	**Exhaust PM10**	**PM10 Total**	**Fugitive PM2.5**	**Exhaust PM2.5**	**PM2.5 Total**	**Bio- CO2**	**NBio-CO2**	**Total CO2**	**CH4**	**N20**	**CO2e**
Percent Reduction	**0.00**	**0.00**	**0.00**	**0.00**	**0.00**	**0.00**	**0.00**	**0.00**	**0.00**	**0.00**	**0.00**	**0.00**	**0.00**	**0.00**	**0.00**	**0.00**

3.0 Construction Detail

Construction Phase

Phase Number	Phase Name	Phase Type	Start Date	End Date	Num Days Week	Num Days	Phase Description
1	Site Preparation	Site Preparation	5/15/2026	5/28/2026	5	10	
2	Grading	Grading	5/29/2026	6/11/2026	5	10	
3	Building Construction	Building Construction	6/12/2026	4/30/2027	5	231	
4	Paving	Paving	5/1/2027	5/15/2027	5	10	

Acres of Grading (Site Preparation Phase): 0

Acres of Grading (Grading Phase): 0

Acres of Paving: 0

Residential Indoor: 0; Residential Outdoor: 0; Non-Residential Indoor: 0; Non-Residential Outdoor: 0 (Architectural Coating – sqft)

OffRoad Equipment

Phase Name	Offroad Equipment Type	Amount	Usage Hours	Horse Power	Load Factor
Site Preparation	Graders	0	8.00	174	0.41
Site Preparation	Rubber Tired Dozers	1	8.00	255	0.40
Site Preparation	Tractors/Loaders/Backhoes	1	8.00	97	0.37
Grading	Concrete/Industrial Saws	0	8.00	81	0.73
Grading	Rubber Tired Dozers	1	1.00	255	0.40
Grading	Tractors/Loaders/Backhoes	1	6.00	97	0.37
Building Construction	Cranes	0	4.00	226	0.29
Building Construction	Excavators	1	8.00	162	0.38
Building Construction	Forklifts	1	6.00	89	0.20
Building Construction	Pumps	1	8.00	84	0.74
Building Construction	Tractors/Loaders/Backhoes	1	8.00	97	0.37
Building Construction	Welders	2	8.00	46	0.45
Paving	Cement and Mortar Mixers	0	6.00	9	0.56
Paving	Pavers	1	7.00	125	0.42
Paving	Paving Equipment	1	8.00	130	0.36
Paving	Rollers	1	7.00	80	0.38
Paving	Tractors/Loaders/Backhoes	0	7.00	97	0.37

Trips and VMT

Phase Name	Offroad Equipment Count	Worker Trip Number	Vendor Trip Number	Hauling Trip Number	Worker Trip Length	Vendor Trip Length	Hauling Trip Length	Worker Vehicle Class	Vendor Vehicle Class	Hauling Vehicle Class
Site Preparation	2	5.00	4.00	0.00	10.80	7.30	20.00	LD_Mix	HDT_Mix	HHDT

Grading	2	5.00	0.00	100.00	10.80	7.30	20.00	LD_Mix	HDT_Mix	HHDT
Building Construction	6	8.00	2.00	0.00	10.80	7.30	20.00	LD_Mix	HDT_Mix	HHDT
Paving	3	8.00	0.00	0.00	10.80	7.30	20.00	LD_Mix	HDT_Mix	HHDT

3.1 Mitigation Measures Construction

3.2 Site Preparation - 2026

Unmitigated Construction On-Site

	ROG	NOx	CO	SO2	Fugitive PM10	Exhaust PM10	PM10 Total	Fugitive PM2.5	Exhaust PM2.5	PM2.5 Total	Bio- CO2	NBio- CO2	Total CO2	CH4	N2O	CO2e
Category	tons/yr										MT/yr					
Fugitive Dust					0.0301	0.0000	0.0301	0.0166	0.0000	0.0166	0.0000	0.0000	0.0000	0.0000	0.0000	0.0000
Off-Road	3.9600e-003	0.0370	0.0378	6.0000e-005		1.6300e-003	1.6300e-003		1.5000e-003	1.5000e-003	0.0000	5.2795	5.2795	1.7100e-003	0.0000	5.3154
Total	**3.9600e-003**	**0.0370**	**0.0378**	**6.0000e-005**	**0.0301**	**1.6300e-003**	**0.0317**	**0.0166**	**1.5000e-003**	**0.0181**	**0.0000**	**5.2795**	**5.2795**	**1.7100e-003**	**0.0000**	**5.3154**

Unmitigated Construction Off-Site

	ROG	NOx	CO	SO2	Fugitive PM10	Exhaust PM10	PM10 Total	Fugitive PM2.5	Exhaust PM2.5	PM2.5 Total	Bio- CO2	NBio- CO2	Total CO2	CH4	N2O	CO2e
Category	tons/yr										MT/yr					
Hauling	0.0000	0.0000	0.0000	0.0000	0.0000	0.0000	0.0000	0.0000	0.0000	0.0000	0.0000	0.0000	0.0000	0.0000	0.0000	0.0000
Vendor	1.3000e-004	7.4000e-004	1.8200e-003	0.0000	1.3000e-004	2.0000e-005	1.5000e-004	4.0000e-005	2.0000e-005	5.0000e-005	0.0000	0.3985	0.3985	0.0000	0.0000	0.3985
Worker	5.0000e-005	6.0000e-005	5.7000e-004	0.0000	2.0000e-004	0.0000	2.0000e-004	5.0000e-005	0.0000	5.0000e-005	0.0000	0.1468	0.1468	1.0000e-005	0.0000	0.1470
Total	**1.8000e-004**	**8.0000e-004**	**2.3900e-003**	**0.0000**	**3.3000e-004**	**2.0000e-005**	**3.5000e-004**	**9.0000e-005**	**2.0000e-005**	**1.0000e-004**	**0.0000**	**0.5453**	**0.5453**	**1.0000e-005**	**0.0000**	**0.5455**

Mitigated Construction On-Site

	ROG	NOx	CO	SO2	Fugitive PM10	Exhaust PM10	PM10 Total	Fugitive PM2.5	Exhaust PM2.5	PM2.5 Total	Bio- CO2	NBio- CO2	Total CO2	CH4	N2O	CO2e
Category	tons/yr										MT/yr					
Fugitive Dust					0.0301	0.0000	0.0301	0.0166	0.0000	0.0166	0.0000	0.0000	0.0000	0.0000	0.0000	0.0000
Off-Road	3.9600e-003	0.0370	0.0378	6.0000e-005		1.6300e-003	1.6300e-003		1.5000e-003	1.5000e-003	0.0000	5.2795	5.2795	1.7100e-003	0.0000	5.3153
Total	**3.9600e-003**	**0.0370**	**0.0378**	**6.0000e-005**	**0.0301**	**1.6300e-003**	**0.0317**	**0.0166**	**1.5000e-003**	**0.0181**	**0.0000**	**5.2795**	**5.2795**	**1.7100e-003**	**0.0000**	**5.3153**

Mitigated Construction Off-Site

	ROG	NOx	CO	SO2	Fugitive PM10	Exhaust PM10	PM10 Total	Fugitive PM2.5	Exhaust PM2.5	PM2.5 Total	Bio- CO2	NBio- CO2	Total CO2	CH4	N2O	CO2e
Category	tons/yr										MT/yr					
Hauling	0.0000	0.0000	0.0000	0.0000	0.0000	0.0000	0.0000	0.0000	0.0000	0.0000	0.0000	0.0000	0.0000	0.0000	0.0000	0.0000
Vendor	1.3000e-004	7.4000e-004	1.8200e-003	0.0000	1.3000e-004	2.0000e-005	1.5000e-004	4.0000e-005	2.0000e-005	5.0000e-005	0.0000	0.3985	0.3985	0.0000	0.0000	0.3985
Worker	5.0000e-005	6.0000e-005	5.7000e-004	0.0000	2.0000e-004	0.0000	2.0000e-004	5.0000e-005	0.0000	5.0000e-005	0.0000	0.1468	0.1468	1.0000e-005	0.0000	0.1470
Total	**1.8000e-004**	**8.0000e-004**	**2.3900e-003**	**0.0000**	**3.3000e-004**	**2.0000e-005**	**3.5000e-004**	**9.0000e-005**	**2.0000e-005**	**1.0000e-004**	**0.0000**	**0.5453**	**0.5453**	**1.0000e-005**	**0.0000**	**0.5455**

3.3 Grading - 2026

Unmitigated Construction On-Site

	ROG	NOx	CO	SO2	Fugitive PM10	Exhaust PM10	PM10 Total	Fugitive PM2.5	Exhaust PM2.5	PM2.5 Total	Bio- CO2	NBio- CO2	Total CO2	CH4	N2O	CO2e
Category	tons/yr										MT/yr					
Fugitive Dust					3.7600e-003	0.0000	3.7600e-003	2.0700e-003	0.0000	2.0700e-003	0.0000	0.0000	0.0000	0.0000	0.0000	0.0000
Off-Road	9.1000e-004	8.8000e-003	0.0117	2.0000e-005		3.7000e-004	3.7000e-004		3.4000e-004	3.4000e-004	0.0000	1.5163	1.5163	4.9000e-004	0.0000	1.5266
Total	**9.1000e-004**	**8.8000e-003**	**0.0117**	**2.0000e-005**	**3.7600e-003**	**3.7000e-004**	**4.1300e-003**	**2.0700e-003**	**3.4000e-004**	**2.4100e-003**	**0.0000**	**1.5163**	**1.5163**	**4.9000e-004**	**0.0000**	**1.5266**

Unmitigated Construction Off-Site

	ROG	NOx	CO	SO2	Fugitive PM10	Exhaust PM10	PM10 Total	Fugitive PM2.5	Exhaust PM2.5	PM2.5 Total	Bio- CO2	NBio- CO2	Total CO2	CH4	N2O	CO2e
Category	tons/yr										MT/yr					
Hauling	7.2000e-004	5.2600e-003	9.0400e-003	4.0000e-005	8.5000e-004	1.5000e-004	1.0100e-003	2.3000e-004	1.4000e-004	3.7000e-004	0.0000	3.1508	3.1508	2.0000e-005	0.0000	3.1512
Vendor	0.0000	0.0000	0.0000	0.0000	0.0000	0.0000	0.0000	0.0000	0.0000	0.0000	0.0000	0.0000	0.0000	0.0000	0.0000	0.0000
Worker	5.0000e-005	6.0000e-005	5.7000e-004	0.0000	2.0000e-004	0.0000	2.0000e-004	5.0000e-005	0.0000	5.0000e-005	0.0000	0.1468	0.1468	1.0000e-005	0.0000	0.1470
Total	**7.7000e-004**	**5.3200e-003**	**9.6100e-003**	**4.0000e-005**	**1.0500e-003**	**1.5000e-004**	**1.2100e-003**	**2.8000e-004**	**1.4000e-004**	**4.2000e-004**	**0.0000**	**3.2976**	**3.2976**	**3.0000e-005**	**0.0000**	**3.2982**

Mitigated Construction On-Site

	ROG	NOx	CO	SO2	Fugitive PM10	Exhaust PM10	PM10 Total	Fugitive PM2.5	Exhaust PM2.5	PM2.5 Total	Bio- CO2	NBio- CO2	Total CO2	CH4	N2O	CO2e
Category	tons/yr										MT/yr					
Fugitive Dust					3.7600e-003	0.0000	3.7600e-003	2.0700e-003	0.0000	2.0700e-003	0.0000	0.0000	0.0000	0.0000	0.0000	0.0000

Off-Road	9.1000e-004	8.8000e-003	0.0117	2.0000e-005		3.7000e-004	3.7000e-004		3.4000e-004	3.4000e-004	0.0000	1.5163	1.5163	4.9000e-004	0.0000	1.5266
Total	**9.1000e-004**	**8.8000e-003**	**0.0117**	**2.0000e-005**	**3.7600e-003**	**3.7000e-004**	**4.1300e-003**	**2.0700e-003**	**3.4000e-004**	**2.4100e-003**	**0.0000**	**1.5163**	**1.5163**	**4.9000e-004**	**0.0000**	**1.5266**

Mitigated Construction Off-Site

	ROG	NOx	CO	SO2	Fugitive PM10	Exhaust PM10	PM10 Total	Fugitive PM2.5	Exhaust PM2.5	PM2.5 Total	Bio- CO2	NBio- CO2	Total CO2	CH4	N2O	CO2e
Category	tons/yr										MT/yr					
Hauling	7.2000e-004	5.2600e-003	9.0400e-003	4.0000e-005	8.5000e-004	1.5000e-004	1.0100e-003	2.3000e-004	1.4000e-004	3.7000e-004	0.0000	3.1508	3.1508	2.0000e-005	0.0000	3.1512
Vendor	0.0000	0.0000	0.0000	0.0000	0.0000	0.0000	0.0000	0.0000	0.0000	0.0000	0.0000	0.0000	0.0000	0.0000	0.0000	0.0000
Worker	5.0000e-005	6.0000e-005	5.7000e-004	0.0000	2.0000e-004	0.0000	2.0000e-004	5.0000e-005	0.0000	5.0000e-005	0.0000	0.1468	0.1468	1.0000e-005	0.0000	0.1470
Total	**7.7000e-004**	**5.3200e-003**	**9.6100e-003**	**4.0000e-005**	**1.0500e-003**	**1.5000e-004**	**1.2100e-003**	**2.8000e-004**	**1.4000e-004**	**4.2000e-004**	**0.0000**	**3.2976**	**3.2976**	**3.0000e-005**	**0.0000**	**3.2982**

3.4 Building Construction - 2026

Unmitigated Construction On-Site

	ROG	NOx	CO	SO2	Fugitive PM10	Exhaust PM10	PM10 Total	Fugitive PM2.5	Exhaust PM2.5	PM2.5 Total	Bio- CO2	NBio- CO2	Total CO2	CH4	N2O	CO2e
Category	tons/yr										MT/yr					
Off-Road	0.0793	0.6026	0.9744	1.5400e-003		0.0240	0.0240		0.0231	0.0231	0.0000	129.1789	129.1789	0.0240	0.0000	129.6819
Total	**0.0793**	**0.6026**	**0.9744**	**1.5400e-003**		**0.0240**	**0.0240**		**0.0231**	**0.0231**	**0.0000**	**129.1789**	**129.1789**	**0.0240**	**0.0000**	**129.6819**

Unmitigated Construction Off-Site

	ROG	NOx	CO	SO2	Fugitive PM10	Exhaust PM10	PM10 Total	Fugitive PM2.5	Exhaust PM2.5	PM2.5 Total	Bio- CO2	NBio- CO2	Total CO2	CH4	N2O	CO2e
Category	tons/yr										MT/yr					
Hauling	0.0000	0.0000	0.0000	0.0000	0.0000	0.0000	0.0000	0.0000	0.0000	0.0000	0.0000	0.0000	0.0000	0.0000	0.0000	0.0000
Vendor	9.5000e-004	5.3300e-003	0.0132	3.0000e-005	9.4000e-004	1.2000e-004	1.0600e-003	2.7000e-004	1.1000e-004	3.8000e-004	0.0000	2.8888	2.8888	2.0000e-005	0.0000	2.8892
Worker	1.1100e-003	1.3900e-003	0.0131	6.0000e-005	4.6500e-003	4.0000e-005	4.6900e-003	1.2400e-003	3.0000e-005	1.2700e-003	0.0000	3.4066	3.4066	1.4000e-004	0.0000	3.4096
Total	**2.0600e-003**	**6.7200e-003**	**0.0263**	**9.0000e-005**	**5.5900e-003**	**1.6000e-004**	**5.7500e-003**	**1.5100e-003**	**1.4000e-004**	**1.6500e-003**	**0.0000**	**6.2954**	**6.2954**	**1.6000e-004**	**0.0000**	**6.2989**

Mitigated Construction On-Site

	ROG	NOx	CO	SO2	Fugitive PM10	Exhaust PM10	PM10 Total	Fugitive PM2.5	Exhaust PM2.5	PM2.5 Total	Bio- CO2	NBio- CO2	Total CO2	CH4	N2O	CO2e
Category	tons/yr										MT/yr					
Off-Road	0.0793	0.6026	0.9744	1.5400e-003		0.0240	0.0240		0.0231	0.0231	0.0000	129.1787	129.1787	0.0240	0.0000	129.6817
Total	**0.0793**	**0.6026**	**0.9744**	**1.5400e-003**		**0.0240**	**0.0240**		**0.0231**	**0.0231**	**0.0000**	**129.1787**	**129.1787**	**0.0240**	**0.0000**	**129.6817**

Mitigated Construction Off-Site

	ROG	NOx	CO	SO2	Fugitive PM10	Exhaust PM10	PM10 Total	Fugitive PM2.5	Exhaust PM2.5	PM2.5 Total	Bio- CO2	NBio- CO2	Total CO2	CH4	N2O	CO2e
Category	tons/yr										MT/yr					

Hauling	0.0000	0.0000	0.0000	0.0000	0.0000	0.0000	0.0000	0.0000	0.0000	0.0000	0.0000	0.0000	0.0000	0.0000	0.0000	0.0000
Vendor	9.5000e-004	5.3300e-003	0.0132	3.0000e-005	9.4000e-004	1.2000e-004	1.0600e-003	2.7000e-004	1.1000e-004	3.8000e-004	0.0000	2.8888	2.8888	2.0000e-005	0.0000	2.8892
Worker	1.1100e-003	1.3900e-003	0.0131	6.0000e-005	4.6500e-003	4.0000e-005	4.6900e-003	1.2400e-003	3.0000e-005	1.2700e-003	0.0000	3.4066	3.4066	1.4000e-004	0.0000	3.4096
Total	**2.0600e-003**	**6.7200e-003**	**0.0263**	**9.0000e-005**	**5.5900e-003**	**1.6000e-004**	**5.7500e-003**	**1.5100e-003**	**1.4000e-004**	**1.6500e-003**	**0.0000**	**6.2954**	**6.2954**	**1.6000e-004**	**0.0000**	**6.2989**

3.4 Building Construction - 2027

Unmitigated Construction On-Site

	ROG	NOx	CO	SO2	Fugitive PM10	Exhaust PM10	PM10 Total	Fugitive PM2.5	Exhaust PM2.5	PM2.5 Total	Bio- CO2	NBio- CO2	Total CO2	CH4	N2O	CO2e
Category	tons/yr										MT/yr					
Off-Road	0.0471	0.3574	0.5779	9.1000e-004		0.0142	0.0142		0.0137	0.0137	0.0000	76.6164	76.6164	0.0142	0.0000	76.9148
Total	**0.0471**	**0.3574**	**0.5779**	**9.1000e-004**		**0.0142**	**0.0142**		**0.0137**	**0.0137**	**0.0000**	**76.6164**	**76.6164**	**0.0142**	**0.0000**	**76.9148**

Unmitigated Construction Off-Site

	ROG	NOx	CO	SO2	Fugitive PM10	Exhaust PM10	PM10 Total	Fugitive PM2.5	Exhaust PM2.5	PM2.5 Total	Bio- CO2	NBio- CO2	Total CO2	CH4	N2O	CO2e
Category	tons/yr										MT/yr					
Hauling	0.0000	0.0000	0.0000	0.0000	0.0000	0.0000	0.0000	0.0000	0.0000	0.0000	0.0000	0.0000	0.0000	0.0000	0.0000	0.0000
Vendor	5.5000e-004	3.1300e-003	7.6100e-003	2.0000e-005	5.6000e-004	7.0000e-005	6.3000e-004	1.6000e-004	7.0000e-005	2.3000e-004	0.0000	1.7136	1.7136	1.0000e-005	0.0000	1.7138
Worker	6.4000e-004	8.0000e-004	7.5500e-003	3.0000e-005	2.7600e-003	2.0000e-005	2.7800e-003	7.3000e-004	2.0000e-005	7.5000e-004	0.0000	2.0020	2.0020	8.0000e-005	0.0000	2.0038
Total	**1.1900e-003**	**3.9300e-003**	**0.0152**	**5.0000e-005**	**3.3200e-003**	**9.0000e-005**	**3.4100e-003**	**8.9000e-004**	**9.0000e-005**	**9.8000e-004**	**0.0000**	**3.7156**	**3.7156**	**9.0000e-005**	**0.0000**	**3.7176**

Mitigated Construction On-Site

	ROG	NOx	CO	SO2	Fugitive PM10	Exhaust PM10	PM10 Total	Fugitive PM2.5	Exhaust PM2.5	PM2.5 Total	Bio- CO2	NBio- CO2	Total CO2	CH4	N2O	CO2e
Category	tons/yr										MT/yr					
Off-Road	0.0471	0.3574	0.5779	9.1000e-004		0.0142	0.0142		0.0137	0.0137	0.0000	76.6164	76.6164	0.0142	0.0000	76.9147
Total	**0.0471**	**0.3574**	**0.5779**	**9.1000e-004**		**0.0142**	**0.0142**		**0.0137**	**0.0137**	**0.0000**	**76.6164**	**76.6164**	**0.0142**	**0.0000**	**76.9147**

Mitigated Construction Off-Site

	ROG	NOx	CO	SO2	Fugitive PM10	Exhaust PM10	PM10 Total	Fugitive PM2.5	Exhaust PM2.5	PM2.5 Total	Bio- CO2	NBio- CO2	Total CO2	CH4	N2O	CO2e
Category	tons/yr										MT/yr					
Hauling	0.0000	0.0000	0.0000	0.0000	0.0000	0.0000	0.0000	0.0000	0.0000	0.0000	0.0000	0.0000	0.0000	0.0000	0.0000	0.0000
Vendor	5.5000e-004	3.1300e-003	7.6100e-003	2.0000e-005	5.6000e-004	7.0000e-005	6.3000e-004	1.6000e-004	7.0000e-005	2.3000e-004	0.0000	1.7136	1.7136	1.0000e-005	0.0000	1.7138
Worker	6.4000e-004	8.0000e-004	7.5500e-003	3.0000e-005	2.7600e-003	2.0000e-005	2.7800e-003	7.3000e-004	2.0000e-005	7.5000e-004	0.0000	2.0020	2.0020	8.0000e-005	0.0000	2.0038
Total	**1.1900e-003**	**3.9300e-003**	**0.0152**	**5.0000e-005**	**3.3200e-003**	**9.0000e-005**	**3.4100e-003**	**8.9000e-004**	**9.0000e-005**	**9.8000e-004**	**0.0000**	**3.7156**	**3.7156**	**9.0000e-005**	**0.0000**	**3.7176**

3.5 Paving - 2027

Unmitigated Construction On-Site

	ROG	NOx	CO	SO2	Fugitive PM10	Exhaust PM10	PM10 Total	Fugitive PM2.5	Exhaust PM2.5	PM2.5 Total	Bio- CO2	NBio- CO2	Total CO2	CH4	N2O	CO2e
Category	tons/yr										MT/yr					
Off-Road	2.0500e-003	0.0192	0.0328	5.0000e-005		9.4000e-004	9.4000e-004		8.6000e-004	8.6000e-004	0.0000	4.5062	4.5062	1.4600e-003	0.0000	4.5368
Paving	0.0000					0.0000	0.0000		0.0000	0.0000	0.0000	0.0000	0.0000	0.0000	0.0000	0.0000
Total	**2.0500e-003**	**0.0192**	**0.0328**	**5.0000e-005**		**9.4000e-004**	**9.4000e-004**		**8.6000e-004**	**8.6000e-004**	**0.0000**	**4.5062**	**4.5062**	**1.4600e-003**	**0.0000**	**4.5368**

Unmitigated Construction Off-Site

	ROG	NOx	CO	SO2	Fugitive PM10	Exhaust PM10	PM10 Total	Fugitive PM2.5	Exhaust PM2.5	PM2.5 Total	Bio- CO2	NBio- CO2	Total CO2	CH4	N2O	CO2e
Category	tons/yr										MT/yr					
Hauling	0.0000	0.0000	0.0000	0.0000	0.0000	0.0000	0.0000	0.0000	0.0000	0.0000	0.0000	0.0000	0.0000	0.0000	0.0000	0.0000
Vendor	0.0000	0.0000	0.0000	0.0000	0.0000	0.0000	0.0000	0.0000	0.0000	0.0000	0.0000	0.0000	0.0000	0.0000	0.0000	0.0000
Worker	7.0000e-005	9.0000e-005	8.8000e-004	0.0000	3.2000e-004	0.0000	3.2000e-004	9.0000e-005	0.0000	9.0000e-005	0.0000	0.2328	0.2328	1.0000e-005	0.0000	0.2330
Total	**7.0000e-005**	**9.0000e-005**	**8.8000e-004**	**0.0000**	**3.2000e-004**	**0.0000**	**3.2000e-004**	**9.0000e-005**	**0.0000**	**9.0000e-005**	**0.0000**	**0.2328**	**0.2328**	**1.0000e-005**	**0.0000**	**0.2330**

Mitigated Construction On-Site

	ROG	NOx	CO	SO2	Fugitive PM10	Exhaust PM10	PM10 Total	Fugitive PM2.5	Exhaust PM2.5	PM2.5 Total	Bio- CO2	NBio- CO2	Total CO2	CH4	N2O	CO2e
Category	tons/yr										MT/yr					
Off-Road	2.0500e-003	0.0192	0.0328	5.0000e-005		9.4000e-004	9.4000e-004		8.6000e-004	8.6000e-004	0.0000	4.5062	4.5062	1.4600e-003	0.0000	4.5368

Paving	0.0000					0.0000	0.0000		0.0000	0.0000	0.0000	0.0000	0.0000	0.0000	0.0000	0.0000
Total	**2.0500e-003**	**0.0192**	**0.0328**	**5.0000e-005**		**9.4000e-004**	**9.4000e-004**		**8.6000e-004**	**8.6000e-004**	**0.0000**	**4.5062**	**4.5062**	**1.4600e-003**	**0.0000**	**4.5368**

Mitigated Construction Off-Site

	ROG	NOx	CO	SO2	Fugitive PM10	Exhaust PM10	PM10 Total	Fugitive PM2.5	Exhaust PM2.5	PM2.5 Total	Bio- CO2	NBio- CO2	Total CO2	CH4	N2O	CO2e
Category	tons/yr										MT/yr					
Hauling	0.0000	0.0000	0.0000	0.0000	0.0000	0.0000	0.0000	0.0000	0.0000	0.0000	0.0000	0.0000	0.0000	0.0000	0.0000	0.0000
Vendor	0.0000	0.0000	0.0000	0.0000	0.0000	0.0000	0.0000	0.0000	0.0000	0.0000	0.0000	0.0000	0.0000	0.0000	0.0000	0.0000
Worker	7.0000e-005	9.0000e-005	8.8000e-004	0.0000	3.2000e-004	0.0000	3.2000e-004	9.0000e-005	0.0000	9.0000e-005	0.0000	0.2328	0.2328	1.0000e-005	0.0000	0.2330
Total	**7.0000e-005**	**9.0000e-005**	**8.8000e-004**	**0.0000**	**3.2000e-004**	**0.0000**	**3.2000e-004**	**9.0000e-005**	**0.0000**	**9.0000e-005**	**0.0000**	**0.2328**	**0.2328**	**1.0000e-005**	**0.0000**	**0.2330**

4.0 Operational Detail - Mobile

4.1 Mitigation Measures Mobile

	ROG	NOx	CO	SO2	Fugitive PM10	Exhaust PM10	PM10 Total	Fugitive PM2.5	Exhaust PM2.5	PM2.5 Total	Bio- CO2	NBio- CO2	Total CO2	CH4	N2O	CO2e
Category	tons/yr										MT/yr					
Mitigated	0.0000	0.0000	0.0000	0.0000	0.0000	0.0000	0.0000	0.0000	0.0000	0.0000	0.0000	0.0000	0.0000	0.0000	0.0000	0.0000
Unmitigated	0.0000	0.0000	0.0000	0.0000	0.0000	0.0000	0.0000	0.0000	0.0000	0.0000	0.0000	0.0000	0.0000	0.0000	0.0000	0.0000

4.2 Trip Summary Information

	Average Daily Trip Rate			Unmitigated	Mitigated
Land Use	Weekday	Saturday	Sunday	Annual VMT	Annual VMT
User Defined Industrial	0.00	0.00	0.00		
Total	0.00	0.00	0.00		

4.3 Trip Type Information

	Miles			Trip %			Trip Purpose %		
Land Use	H-W or C-W	H-S or C-C	H-O or C-NW	H-W or C-W	H-S or C-C	H-O or C-NW	Primary	Diverted	Pass-by
User Defined Industrial	9.50	7.30	7.30	0.00	0.00	0.00	0	0	0

LDA	LDT1	LDT2	MDV	LHD1	LHD2	MHD	HHD	OBUS	UBUS	MCY	SBUS	MH
0.511923	0.073395	0.191568	0.130918	0.036235	0.005199	0.012665	0.023708	0.001889	0.002027	0.006511	0.000534	0.003431

5.0 Energy Detail

4.4 Fleet Mix

Historical Energy Use: N

5.1 Mitigation Measures Energy

	ROG	NOx	CO	SO2	Fugitive PM10	Exhaust PM10	PM10 Total	Fugitive PM2.5	Exhaust PM2.5	PM2.5 Total	Bio- CO2	NBio- CO2	Total CO2	CH4	N2O	CO2e
Category	tons/yr										MT/yr					
Electricity Mitigated						0.0000	0.0000		0.0000	0.0000	0.0000	0.0000	0.0000	0.0000	0.0000	0.0000
Electricity Unmitigated						0.0000	0.0000		0.0000	0.0000	0.0000	0.0000	0.0000	0.0000	0.0000	0.0000
NaturalGas Mitigated	0.0000	0.0000	0.0000	0.0000		0.0000	0.0000		0.0000	0.0000	0.0000	0.0000	0.0000	0.0000	0.0000	0.0000
NaturalGas Unmitigated	0.0000	0.0000	0.0000	0.0000		0.0000	0.0000		0.0000	0.0000	0.0000	0.0000	0.0000	0.0000	0.0000	0.0000

5.2 Energy by Land Use - NaturalGas

Unmitigated

	NaturalGas Use	ROG	NOx	CO	SO2	Fugitive PM10	Exhaust PM10	PM10 Total	Fugitive PM2.5	Exhaust PM2.5	PM2.5 Total	Bio- CO2	NBio- CO2	Total CO2	CH4	N2O	CO2e
Land Use	kBTU/yr	tons/yr										MT/yr					
User Defined Industrial	0	0.0000	0.0000	0.0000	0.0000		0.0000	0.0000		0.0000	0.0000	0.0000	0.0000	0.0000	0.0000	0.0000	0.0000
Total		**0.0000**	**0.0000**	**0.0000**	**0.0000**		**0.0000**	**0.0000**		**0.0000**	**0.0000**	**0.0000**	**0.0000**	**0.0000**	**0.0000**	**0.0000**	**0.0000**

Mitigated

	NaturalGas Use	ROG	NOx	CO	SO2	Fugitive PM10	Exhaust PM10	PM10 Total	Fugitive PM2.5	Exhaust PM2.5	PM2.5 Total	Bio- CO2	NBio- CO2	Total CO2	CH4	N2O	CO2e
Land Use	kBTU/yr	tons/yr										MT/yr					
User Defined Industrial	0	0.0000	0.0000	0.0000	0.0000		0.0000	0.0000		0.0000	0.0000	0.0000	0.0000	0.0000	0.0000	0.0000	0.0000
Total		**0.0000**	**0.0000**	**0.0000**	**0.0000**		**0.0000**	**0.0000**		**0.0000**	**0.0000**	**0.0000**	**0.0000**	**0.0000**	**0.0000**	**0.0000**	**0.0000**

5.3 Energy by Land Use - Electricity

Unmitigated

	Electricity Use	Total CO2	CH4	N2O	CO2e
Land Use	kWh/yr	MT/yr			
User Defined Industrial	0	0.0000	0.0000	0.0000	0.0000
Total		**0.0000**	**0.0000**	**0.0000**	**0.0000**

Mitigated

	Electricity Use	Total CO2	CH4	N2O	CO2e
Land Use	kWh/yr	MT/yr			
User Defined Industrial	0	0.0000	0.0000	0.0000	0.0000
Total		**0.0000**	**0.0000**	**0.0000**	**0.0000**

6.0 Area Detail

6.1 Mitigation Measures Area

	ROG	NOx	CO	SO2	Fugitive PM10	Exhaust PM10	PM10 Total	Fugitive PM2.5	Exhaust PM2.5	PM2.5 Total	Bio- CO2	NBio- CO2	Total CO2	CH4	N2O	CO2e
Category	tons/yr										MT/yr					
Mitigated	0.0000	0.0000	1.0000e-005	0.0000		0.0000	0.0000		0.0000	0.0000	0.0000	2.0000e-005	2.0000e-005	0.0000	0.0000	2.0000e-005

Unmitigated	0.0000	0.0000	1.0000e-005	0.0000		0.0000	0.0000		0.0000	0.0000	0.0000	2.0000e-005	2.0000e-005	0.0000	0.0000	2.0000e-005

6.2 Area by SubCategory

Unmitigated

	ROG	NOx	CO	SO2	Fugitive PM10	Exhaust PM10	PM10 Total	Fugitive PM2.5	Exhaust PM2.5	PM2.5 Total	Bio- CO2	NBio- CO2	Total CO2	CH4	N2O	CO2e
SubCategory	tons/yr										MT/yr					
Architectural Coating	0.0000					0.0000	0.0000		0.0000	0.0000	0.0000	0.0000	0.0000	0.0000	0.0000	0.0000
Consumer Products	0.0000					0.0000	0.0000		0.0000	0.0000	0.0000	0.0000	0.0000	0.0000	0.0000	0.0000
Landscaping	0.0000	0.0000	1.0000e-005	0.0000		0.0000	0.0000		0.0000	0.0000	0.0000	2.0000e-005	2.0000e-005	0.0000	0.0000	2.0000e-005
Total	**0.0000**	**0.0000**	**1.0000e-005**	**0.0000**		**0.0000**	**0.0000**		**0.0000**	**0.0000**	**0.0000**	**2.0000e-005**	**2.0000e-005**	**0.0000**	**0.0000**	**2.0000e-005**

Mitigated

	ROG	NOx	CO	SO2	Fugitive PM10	Exhaust PM10	PM10 Total	Fugitive PM2.5	Exhaust PM2.5	PM2.5 Total	Bio- CO2	NBio- CO2	Total CO2	CH4	N2O	CO2e
SubCategory	tons/yr										MT/yr					
Architectural Coating	0.0000					0.0000	0.0000		0.0000	0.0000	0.0000	0.0000	0.0000	0.0000	0.0000	0.0000
Consumer Products	0.0000					0.0000	0.0000		0.0000	0.0000	0.0000	0.0000	0.0000	0.0000	0.0000	0.0000
Landscaping	0.0000	0.0000	1.0000e-005	0.0000		0.0000	0.0000		0.0000	0.0000	0.0000	2.0000e-005	2.0000e-005	0.0000	0.0000	2.0000e-005
Total	**0.0000**	**0.0000**	**1.0000e-005**	**0.0000**		**0.0000**	**0.0000**		**0.0000**	**0.0000**	**0.0000**	**2.0000e-005**	**2.0000e-005**	**0.0000**	**0.0000**	**2.0000e-005**

7.0 Water Detail

7.1 Mitigation Measures Water

	Total CO2	CH4	N2O	CO2e
Category	MT/yr			
Mitigated	0.0000	0.0000	0.0000	0.0000
Unmitigated	0.0000	0.0000	0.0000	0.0000

7.2 Water by Land Use

Unmitigated

	Indoor/Outdoor Use	Total CO2	CH4	N2O	CO2e
Land Use	Mgal	MT/yr			
User Defined Industrial	0 / 0	0.0000	0.0000	0.0000	0.0000
Total		**0.0000**	**0.0000**	**0.0000**	**0.0000**

Mitigated

	Indoor/Outdoor Use	Total CO2	CH4	N2O	CO2e

Land Use	Mgal	MT/yr			
User Defined Industrial	0 / 0	0.0000	0.0000	0.0000	0.0000
Total		**0.0000**	**0.0000**	**0.0000**	**0.0000**

8.0 Waste Detail

8.1 Mitigation Measures Waste

Category/Year

	Total CO2	CH4	N2O	CO2e
	MT/yr			
Mitigated	0.0000	0.0000	0.0000	0.0000
Unmitigated	0.0000	0.0000	0.0000	0.0000

8.2 Waste by Land Use

Unmitigated

	Waste Disposed	Total CO2	CH4	N2O	CO2e
Land Use	tons	MT/yr			
User Defined Industrial	0	0.0000	0.0000	0.0000	0.0000

Total		**0.0000**	**0.0000**	**0.0000**	**0.0000**

Mitigated

	Waste Disposed	Total CO2	CH4	N2O	CO2e
Land Use	tons	MT/yr			
User Defined Industrial	0	0.0000	0.0000	0.0000	0.0000
Total		**0.0000**	**0.0000**	**0.0000**	**0.0000**

9.0 Operational Offroad

Equipment Type	Number	Hours/Day	Days/Year	Horse Power	Load Factor	Fuel Type

10.0 Vegetation

Harbor Drive WRP Pump Station

San Diego Air Basin, Annual

1.0 Project Characteristics

1.1 Land Usage

Land Uses	Size	Metric	Lot Acreage	Floor Surface Area	Population
User Defined Industrial	1.00	User Defined Unit	0.00	0.00	0

1.2 Other Project Characteristics

Urbanization	Urban	**Wind Speed (m/s)**	2.6	**Precipitation Freq (Days)**	40
Climate Zone	13			**Operational Year**	2025
Utility Company	San Diego Gas & Electric				
CO2 Intensity (lb/MWhr)	720.49	**CH4 Intensity (lb/MWhr)**	0.029	**N2O Intensity (lb/MWhr)**	0.006

1.3 User Entered Comments & Non-Default Data

Project Characteristics -

Land Use -

Construction Phase - Modified

Off-road Equipment - Modified

Off-road Equipment - Modified

Off-road Equipment - Modified

Off-road Equipment - Modified

Trips and VMT - Modified

Table Name	Column Name	Default Value	New Value
tblConstructionPhase	NumDays	0.00	231.00
tblConstructionPhase	NumDays	0.00	10.00

tblConstructionPhase	NumDays	0.00	10.00
tblConstructionPhase	NumDays	0.00	10.00
tblOffRoadEquipment	OffRoadEquipmentUnitAmount	4.00	0.00
tblOffRoadEquipment	OffRoadEquipmentUnitAmount	1.00	0.00
tblOffRoadEquipment	OffRoadEquipmentUnitAmount	1.00	0.00
tblOffRoadEquipment	OffRoadEquipmentUnitAmount	2.00	1.00
tblOffRoadEquipment	OffRoadEquipmentUnitAmount	1.00	0.00
tblOffRoadEquipment	OffRoadEquipmentUnitAmount	2.00	1.00
tblOffRoadEquipment	OffRoadEquipmentUnitAmount	2.00	1.00
tblOffRoadEquipment	OffRoadEquipmentUnitAmount	1.00	0.00
tblProjectCharacteristics	OperationalYear	2014	2025
tblTripsAndVMT	HaulingTripNumber	0.00	100.00
tblTripsAndVMT	VendorTripNumber	0.00	4.00
tblTripsAndVMT	VendorTripNumber	0.00	2.00
tblTripsAndVMT	WorkerTripNumber	0.00	8.00

2.0 Emissions Summary

2.1 Overall Construction

Unmitigated Construction

	ROG	NOx	CO	SO2	Fugitive PM10	Exhaust PM10	PM10 Total	Fugitive PM2.5	Exhaust PM2.5	PM2.5 Total	Bio- CO2	NBio- CO2	Total CO2	CH4	N2O	CO2e
Year	tons/yr										MT/yr					
2026	0.1231	0.9302	1.5039	2.4800e-003	0.0433	0.0370	0.0803	0.0212	0.0356	0.0567	0.0000	205.9085	205.9085	0.0370	0.0000	206.6854
2027	0.0145	0.1117	0.1854	3.0000e-004	1.1700e-003	4.6000e-003	5.7700e-003	3.1000e-004	4.4000e-003	4.7100e-003	0.0000	25.2891	25.2891	5.1300e-003	0.0000	25.3967
Total	**0.1376**	**1.0419**	**1.6893**	**2.7800e-003**	**0.0445**	**0.0416**	**0.0861**	**0.0215**	**0.0400**	**0.0614**	**0.0000**	**231.1976**	**231.1976**	**0.0421**	**0.0000**	**232.0821**

Mitigated Construction

	ROG	NOx	CO	SO2	Fugitive PM10	Exhaust PM10	PM10 Total	Fugitive PM2.5	Exhaust PM2.5	PM2.5 Total	Bio- CO2	NBio- CO2	Total CO2	CH4	N2O	CO2e
Year	tons/yr										MT/yr					
2026	0.1231	0.9302	1.5039	2.4800e-003	0.0433	0.0370	0.0803	0.0212	0.0356	0.0567	0.0000	205.9083	205.9083	0.0370	0.0000	206.6851
2027	0.0145	0.1117	0.1854	3.0000e-004	1.1700e-003	4.6000e-003	5.7700e-003	3.1000e-004	4.4000e-003	4.7100e-003	0.0000	25.2891	25.2891	5.1300e-003	0.0000	25.3967
Total	**0.1376**	**1.0419**	**1.6893**	**2.7800e-003**	**0.0445**	**0.0416**	**0.0861**	**0.0215**	**0.0400**	**0.0614**	**0.0000**	**231.1973**	**231.1973**	**0.0421**	**0.0000**	**232.0818**

	ROG	**NOx**	**CO**	**SO2**	**Fugitive PM10**	**Exhaust PM10**	**PM10 Total**	**Fugitive PM2.5**	**Exhaust PM2.5**	**PM2.5 Total**	**Bio- CO2**	**NBio-CO2**	**Total CO2**	**CH4**	**N20**	**CO2e**
Percent Reduction	**0.00**	**0.00**	**0.00**	**0.00**	**0.00**	**0.02**	**0.00**	**0.00**	**0.00**	**0.00**	**0.00**	**0.00**	**0.00**	**0.00**	**0.00**	**0.00**

2.2 Overall Operational

Unmitigated Operational

	ROG	NOx	CO	SO2	Fugitive PM10	Exhaust PM10	PM10 Total	Fugitive PM2.5	Exhaust PM2.5	PM2.5 Total	Bio- CO2	NBio- CO2	Total CO2	CH4	N2O	CO2e
Category	tons/yr										MT/yr					
Area	0.0000	0.0000	1.0000e-005	0.0000		0.0000	0.0000		0.0000	0.0000	0.0000	2.0000e-005	2.0000e-005	0.0000	0.0000	2.0000e-005
Energy	0.0000	0.0000	0.0000	0.0000		0.0000	0.0000		0.0000	0.0000	0.0000	0.0000	0.0000	0.0000	0.0000	0.0000
Mobile	0.0000	0.0000	0.0000	0.0000	0.0000	0.0000	0.0000	0.0000	0.0000	0.0000	0.0000	0.0000	0.0000	0.0000	0.0000	0.0000
Waste						0.0000	0.0000		0.0000	0.0000	0.0000	0.0000	0.0000	0.0000	0.0000	0.0000
Water						0.0000	0.0000		0.0000	0.0000	0.0000	0.0000	0.0000	0.0000	0.0000	0.0000
Total	**0.0000**	**0.0000**	**1.0000e-005**	**0.0000**	**0.0000**	**0.0000**	**0.0000**	**0.0000**	**0.0000**	**0.0000**	**0.0000**	**2.0000e-005**	**2.0000e-005**	**0.0000**	**0.0000**	**2.0000e-005**

Mitigated Operational

	ROG	NOx	CO	SO2	Fugitive PM10	Exhaust PM10	PM10 Total	Fugitive PM2.5	Exhaust PM2.5	PM2.5 Total	Bio- CO2	NBio- CO2	Total CO2	CH4	N2O	CO2e
Category	tons/yr										MT/yr					
Area	0.0000	0.0000	1.0000e-005	0.0000		0.0000	0.0000		0.0000	0.0000	0.0000	2.0000e-005	2.0000e-005	0.0000	0.0000	2.0000e-005
Energy	0.0000	0.0000	0.0000	0.0000		0.0000	0.0000		0.0000	0.0000	0.0000	0.0000	0.0000	0.0000	0.0000	0.0000
Mobile	0.0000	0.0000	0.0000	0.0000	0.0000	0.0000	0.0000	0.0000	0.0000	0.0000	0.0000	0.0000	0.0000	0.0000	0.0000	0.0000
Waste						0.0000	0.0000		0.0000	0.0000	0.0000	0.0000	0.0000	0.0000	0.0000	0.0000
Water						0.0000	0.0000		0.0000	0.0000	0.0000	0.0000	0.0000	0.0000	0.0000	0.0000
Total	**0.0000**	**0.0000**	**1.0000e-005**	**0.0000**	**0.0000**	**0.0000**	**0.0000**	**0.0000**	**0.0000**	**0.0000**	**0.0000**	**2.0000e-005**	**2.0000e-005**	**0.0000**	**0.0000**	**2.0000e-005**

	ROG	**NOx**	**CO**	**SO2**	**Fugitive PM10**	**Exhaust PM10**	**PM10 Total**	**Fugitive PM2.5**	**Exhaust PM2.5**	**PM2.5 Total**	**Bio- CO2**	**NBio-CO2**	**Total CO2**	**CH4**	**N20**	**CO2e**
Percent Reduction	**0.00**	**0.00**	**0.00**	**0.00**	**0.00**	**0.00**	**0.00**	**0.00**	**0.00**	**0.00**	**0.00**	**0.00**	**0.00**	**0.00**	**0.00**	**0.00**

3.0 Construction Detail

Construction Phase

Phase Number	Phase Name	Phase Type	Start Date	End Date	Num Days Week	Num Days	Phase Description
1	Site Preparation	Site Preparation	2/15/2026	2/27/2026	5	10	
2	Grading	Grading	2/28/2026	3/13/2026	5	10	
3	Building Construction	Building Construction	3/14/2026	2/1/2027	5	231	
4	Paving	Paving	2/2/2027	2/15/2027	5	10	

Acres of Grading (Site Preparation Phase): 0

Acres of Grading (Grading Phase): 0

Acres of Paving: 0

Residential Indoor: 0; Residential Outdoor: 0; Non-Residential Indoor: 0; Non-Residential Outdoor: 0 (Architectural Coating – sqft)

OffRoad Equipment

Phase Name	Offroad Equipment Type	Amount	Usage Hours	Horse Power	Load Factor
Site Preparation	Graders	0	8.00	174	0.41
Site Preparation	Rubber Tired Dozers	1	8.00	255	0.40
Site Preparation	Tractors/Loaders/Backhoes	1	8.00	97	0.37
Grading	Concrete/Industrial Saws	0	8.00	81	0.73
Grading	Rubber Tired Dozers	1	1.00	255	0.40
Grading	Tractors/Loaders/Backhoes	1	6.00	97	0.37
Building Construction	Cranes	0	4.00	226	0.29
Building Construction	Excavators	1	8.00	162	0.38
Building Construction	Forklifts	1	6.00	89	0.20
Building Construction	Pumps	1	8.00	84	0.74
Building Construction	Tractors/Loaders/Backhoes	1	8.00	97	0.37
Building Construction	Welders	2	8.00	46	0.45
Paving	Cement and Mortar Mixers	0	6.00	9	0.56
Paving	Pavers	1	7.00	125	0.42
Paving	Paving Equipment	1	8.00	130	0.36
Paving	Rollers	1	7.00	80	0.38
Paving	Tractors/Loaders/Backhoes	0	7.00	97	0.37

Trips and VMT

Phase Name	Offroad Equipment Count	Worker Trip Number	Vendor Trip Number	Hauling Trip Number	Worker Trip Length	Vendor Trip Length	Hauling Trip Length	Worker Vehicle Class	Vendor Vehicle Class	Hauling Vehicle Class
Site Preparation	2	5.00	4.00	0.00	10.80	7.30	20.00	LD_Mix	HDT_Mix	HHDT
Grading	2	5.00	0.00	100.00	10.80	7.30	20.00	LD_Mix	HDT_Mix	HHDT
Building Construction	6	8.00	2.00	0.00	10.80	7.30	20.00	LD_Mix	HDT_Mix	HHDT

Paving	3	8.00	0.00	0.00	10.80	7.30	20.00	LD_Mix	HDT_Mix	HHDT

3.1 Mitigation Measures Construction

3.2 Site Preparation - 2026

Unmitigated Construction On-Site

	ROG	NOx	CO	SO2	Fugitive PM10	Exhaust PM10	PM10 Total	Fugitive PM2.5	Exhaust PM2.5	PM2.5 Total	Bio- CO2	NBio- CO2	Total CO2	CH4	N2O	CO2e
Category	tons/yr										MT/yr					
Fugitive Dust					0.0301	0.0000	0.0301	0.0166	0.0000	0.0166	0.0000	0.0000	0.0000	0.0000	0.0000	0.0000
Off-Road	3.9600e-003	0.0370	0.0378	6.0000e-005		1.6300e-003	1.6300e-003		1.5000e-003	1.5000e-003	0.0000	5.2795	5.2795	1.7100e-003	0.0000	5.3154
Total	**3.9600e-003**	**0.0370**	**0.0378**	**6.0000e-005**	**0.0301**	**1.6300e-003**	**0.0317**	**0.0166**	**1.5000e-003**	**0.0181**	**0.0000**	**5.2795**	**5.2795**	**1.7100e-003**	**0.0000**	**5.3154**

Unmitigated Construction Off-Site

	ROG	NOx	CO	SO2	Fugitive PM10	Exhaust PM10	PM10 Total	Fugitive PM2.5	Exhaust PM2.5	PM2.5 Total	Bio- CO2	NBio- CO2	Total CO2	CH4	N2O	CO2e
Category	tons/yr										MT/yr					
Hauling	0.0000	0.0000	0.0000	0.0000	0.0000	0.0000	0.0000	0.0000	0.0000	0.0000	0.0000	0.0000	0.0000	0.0000	0.0000	0.0000
Vendor	1.3000e-004	7.4000e-004	1.8200e-003	0.0000	1.3000e-004	2.0000e-005	1.5000e-004	4.0000e-005	2.0000e-005	5.0000e-005	0.0000	0.3985	0.3985	0.0000	0.0000	0.3985
Worker	5.0000e-005	6.0000e-005	5.7000e-004	0.0000	2.0000e-004	0.0000	2.0000e-004	5.0000e-005	0.0000	5.0000e-005	0.0000	0.1468	0.1468	1.0000e-005	0.0000	0.1470
Total	**1.8000e-004**	**8.0000e-004**	**2.3900e-003**	**0.0000**	**3.3000e-004**	**2.0000e-005**	**3.5000e-004**	**9.0000e-005**	**2.0000e-005**	**1.0000e-004**	**0.0000**	**0.5453**	**0.5453**	**1.0000e-005**	**0.0000**	**0.5455**

Mitigated Construction On-Site

	ROG	NOx	CO	SO2	Fugitive PM10	Exhaust PM10	PM10 Total	Fugitive PM2.5	Exhaust PM2.5	PM2.5 Total	Bio- CO2	NBio- CO2	Total CO2	CH4	N2O	CO2e
Category	tons/yr										MT/yr					
Fugitive Dust					0.0301	0.0000	0.0301	0.0166	0.0000	0.0166	0.0000	0.0000	0.0000	0.0000	0.0000	0.0000
Off-Road	3.9600e-003	0.0370	0.0378	6.0000e-005		1.6300e-003	1.6300e-003		1.5000e-003	1.5000e-003	0.0000	5.2795	5.2795	1.7100e-003	0.0000	5.3153
Total	**3.9600e-003**	**0.0370**	**0.0378**	**6.0000e-005**	**0.0301**	**1.6300e-003**	**0.0317**	**0.0166**	**1.5000e-003**	**0.0181**	**0.0000**	**5.2795**	**5.2795**	**1.7100e-003**	**0.0000**	**5.3153**

Mitigated Construction Off-Site

	ROG	NOx	CO	SO2	Fugitive PM10	Exhaust PM10	PM10 Total	Fugitive PM2.5	Exhaust PM2.5	PM2.5 Total	Bio- CO2	NBio- CO2	Total CO2	CH4	N2O	CO2e
Category	tons/yr										MT/yr					
Hauling	0.0000	0.0000	0.0000	0.0000	0.0000	0.0000	0.0000	0.0000	0.0000	0.0000	0.0000	0.0000	0.0000	0.0000	0.0000	0.0000
Vendor	1.3000e-004	7.4000e-004	1.8200e-003	0.0000	1.3000e-004	2.0000e-005	1.5000e-004	4.0000e-005	2.0000e-005	5.0000e-005	0.0000	0.3985	0.3985	0.0000	0.0000	0.3985
Worker	5.0000e-005	6.0000e-005	5.7000e-004	0.0000	2.0000e-004	0.0000	2.0000e-004	5.0000e-005	0.0000	5.0000e-005	0.0000	0.1468	0.1468	1.0000e-005	0.0000	0.1470
Total	**1.8000e-004**	**8.0000e-004**	**2.3900e-003**	**0.0000**	**3.3000e-004**	**2.0000e-005**	**3.5000e-004**	**9.0000e-005**	**2.0000e-005**	**1.0000e-004**	**0.0000**	**0.5453**	**0.5453**	**1.0000e-005**	**0.0000**	**0.5455**

3.3 Grading - 2026

Unmitigated Construction On-Site

	ROG	NOx	CO	SO2	Fugitive PM10	Exhaust PM10	PM10 Total	Fugitive PM2.5	Exhaust PM2.5	PM2.5 Total	Bio- CO2	NBio- CO2	Total CO2	CH4	N2O	CO2e

Category	tons/yr										MT/yr					
Fugitive Dust					3.7600e-003	0.0000	3.7600e-003	2.0700e-003	0.0000	2.0700e-003	0.0000	0.0000	0.0000	0.0000	0.0000	0.0000
Off-Road	9.1000e-004	8.8000e-003	0.0117	2.0000e-005		3.7000e-004	3.7000e-004		3.4000e-004	3.4000e-004	0.0000	1.5163	1.5163	4.9000e-004	0.0000	1.5266
Total	**9.1000e-004**	**8.8000e-003**	**0.0117**	**2.0000e-005**	**3.7600e-003**	**3.7000e-004**	**4.1300e-003**	**2.0700e-003**	**3.4000e-004**	**2.4100e-003**	**0.0000**	**1.5163**	**1.5163**	**4.9000e-004**	**0.0000**	**1.5266**

Unmitigated Construction Off-Site

	ROG	NOx	CO	SO2	Fugitive PM10	Exhaust PM10	PM10 Total	Fugitive PM2.5	Exhaust PM2.5	PM2.5 Total	Bio- CO2	NBio- CO2	Total CO2	CH4	N2O	CO2e
Category	tons/yr										MT/yr					
Hauling	7.2000e-004	5.2600e-003	9.0400e-003	4.0000e-005	8.5000e-004	1.5000e-004	1.0100e-003	2.3000e-004	1.4000e-004	3.7000e-004	0.0000	3.1508	3.1508	2.0000e-005	0.0000	3.1512
Vendor	0.0000	0.0000	0.0000	0.0000	0.0000	0.0000	0.0000	0.0000	0.0000	0.0000	0.0000	0.0000	0.0000	0.0000	0.0000	0.0000
Worker	5.0000e-005	6.0000e-005	5.7000e-004	0.0000	2.0000e-004	0.0000	2.0000e-004	5.0000e-005	0.0000	5.0000e-005	0.0000	0.1468	0.1468	1.0000e-005	0.0000	0.1470
Total	**7.7000e-004**	**5.3200e-003**	**9.6100e-003**	**4.0000e-005**	**1.0500e-003**	**1.5000e-004**	**1.2100e-003**	**2.8000e-004**	**1.4000e-004**	**4.2000e-004**	**0.0000**	**3.2976**	**3.2976**	**3.0000e-005**	**0.0000**	**3.2982**

Mitigated Construction On-Site

	ROG	NOx	CO	SO2	Fugitive PM10	Exhaust PM10	PM10 Total	Fugitive PM2.5	Exhaust PM2.5	PM2.5 Total	Bio- CO2	NBio- CO2	Total CO2	CH4	N2O	CO2e
Category	tons/yr										MT/yr					
Fugitive Dust					3.7600e-003	0.0000	3.7600e-003	2.0700e-003	0.0000	2.0700e-003	0.0000	0.0000	0.0000	0.0000	0.0000	0.0000
Off-Road	9.1000e-004	8.8000e-003	0.0117	2.0000e-005		3.7000e-004	3.7000e-004		3.4000e-004	3.4000e-004	0.0000	1.5163	1.5163	4.9000e-004	0.0000	1.5266

Total	**9.1000e-004**	**8.8000e-003**	**0.0117**	**2.0000e-005**	**3.7600e-003**	**3.7000e-004**	**4.1300e-003**	**2.0700e-003**	**3.4000e-004**	**2.4100e-003**	**0.0000**	**1.5163**	**1.5163**	**4.9000e-004**	**0.0000**	**1.5266**

Mitigated Construction Off-Site

	ROG	NOx	CO	SO2	Fugitive PM10	Exhaust PM10	PM10 Total	Fugitive PM2.5	Exhaust PM2.5	PM2.5 Total	Bio- CO2	NBio- CO2	Total CO2	CH4	N2O	CO2e
Category	tons/yr										MT/yr					
Hauling	7.2000e-004	5.2600e-003	9.0400e-003	4.0000e-005	8.5000e-004	1.5000e-004	1.0100e-003	2.3000e-004	1.4000e-004	3.7000e-004	0.0000	3.1508	3.1508	2.0000e-005	0.0000	3.1512
Vendor	0.0000	0.0000	0.0000	0.0000	0.0000	0.0000	0.0000	0.0000	0.0000	0.0000	0.0000	0.0000	0.0000	0.0000	0.0000	0.0000
Worker	5.0000e-005	6.0000e-005	5.7000e-004	0.0000	2.0000e-004	0.0000	2.0000e-004	5.0000e-005	0.0000	5.0000e-005	0.0000	0.1468	0.1468	1.0000e-005	0.0000	0.1470
Total	**7.7000e-004**	**5.3200e-003**	**9.6100e-003**	**4.0000e-005**	**1.0500e-003**	**1.5000e-004**	**1.2100e-003**	**2.8000e-004**	**1.4000e-004**	**4.2000e-004**	**0.0000**	**3.2976**	**3.2976**	**3.0000e-005**	**0.0000**	**3.2982**

3.4 Building Construction - 2026

Unmitigated Construction On-Site

	ROG	NOx	CO	SO2	Fugitive PM10	Exhaust PM10	PM10 Total	Fugitive PM2.5	Exhaust PM2.5	PM2.5 Total	Bio- CO2	NBio- CO2	Total CO2	CH4	N2O	CO2e
Category	tons/yr										MT/yr					
Off-Road	0.1144	0.8686	1.4045	2.2200e-003		0.0346	0.0346		0.0334	0.0334	0.0000	186.1958	186.1958	0.0345	0.0000	186.9207
Total	**0.1144**	**0.8686**	**1.4045**	**2.2200e-003**		**0.0346**	**0.0346**		**0.0334**	**0.0334**	**0.0000**	**186.1958**	**186.1958**	**0.0345**	**0.0000**	**186.9207**

Unmitigated Construction Off-Site

	ROG	NOx	CO	SO2	Fugitive PM10	Exhaust PM10	PM10 Total	Fugitive PM2.5	Exhaust PM2.5	PM2.5 Total	Bio- CO2	NBio- CO2	Total CO2	CH4	N2O	CO2e
Category	tons/yr										MT/yr					
Hauling	0.0000	0.0000	0.0000	0.0000	0.0000	0.0000	0.0000	0.0000	0.0000	0.0000	0.0000	0.0000	0.0000	0.0000	0.0000	0.0000
Vendor	1.3700e-003	7.6900e-003	0.0190	5.0000e-005	1.3600e-003	1.7000e-004	1.5300e-003	3.9000e-004	1.6000e-004	5.5000e-004	0.0000	4.1639	4.1639	3.0000e-005	0.0000	4.1645
Worker	1.5900e-003	2.0100e-003	0.0189	8.0000e-005	6.7000e-003	5.0000e-005	6.7600e-003	1.7800e-003	5.0000e-005	1.8300e-003	0.0000	4.9102	4.9102	2.1000e-004	0.0000	4.9146
Total	**2.9600e-003**	**9.7000e-003**	**0.0380**	**1.3000e-004**	**8.0600e-003**	**2.2000e-004**	**8.2900e-003**	**2.1700e-003**	**2.1000e-004**	**2.3800e-003**	**0.0000**	**9.0741**	**9.0741**	**2.4000e-004**	**0.0000**	**9.0791**

Mitigated Construction On-Site

	ROG	NOx	CO	SO2	Fugitive PM10	Exhaust PM10	PM10 Total	Fugitive PM2.5	Exhaust PM2.5	PM2.5 Total	Bio- CO2	NBio- CO2	Total CO2	CH4	N2O	CO2e
Category	tons/yr										MT/yr					
Off-Road	0.1144	0.8686	1.4045	2.2200e-003		0.0346	0.0346		0.0334	0.0334	0.0000	186.1955	186.1955	0.0345	0.0000	186.9205
Total	**0.1144**	**0.8686**	**1.4045**	**2.2200e-003**		**0.0346**	**0.0346**		**0.0334**	**0.0334**	**0.0000**	**186.1955**	**186.1955**	**0.0345**	**0.0000**	**186.9205**

Mitigated Construction Off-Site

	ROG	NOx	CO	SO2	Fugitive PM10	Exhaust PM10	PM10 Total	Fugitive PM2.5	Exhaust PM2.5	PM2.5 Total	Bio- CO2	NBio- CO2	Total CO2	CH4	N2O	CO2e
Category	tons/yr										MT/yr					

Hauling	0.0000	0.0000	0.0000	0.0000	0.0000	0.0000	0.0000	0.0000	0.0000	0.0000	0.0000	0.0000	0.0000	0.0000	0.0000	0.0000
Vendor	1.3700e-003	7.6900e-003	0.0190	5.0000e-005	1.3600e-003	1.7000e-004	1.5300e-003	3.9000e-004	1.6000e-004	5.5000e-004	0.0000	4.1639	4.1639	3.0000e-005	0.0000	4.1645
Worker	1.5900e-003	2.0100e-003	0.0189	8.0000e-005	6.7000e-003	5.0000e-005	6.7600e-003	1.7800e-003	5.0000e-005	1.8300e-003	0.0000	4.9102	4.9102	2.1000e-004	0.0000	4.9146
Total	**2.9600e-003**	**9.7000e-003**	**0.0380**	**1.3000e-004**	**8.0600e-003**	**2.2000e-004**	**8.2900e-003**	**2.1700e-003**	**2.1000e-004**	**2.3800e-003**	**0.0000**	**9.0741**	**9.0741**	**2.4000e-004**	**0.0000**	**9.0791**

3.4 Building Construction - 2027

Unmitigated Construction On-Site

	ROG	NOx	CO	SO2	Fugitive PM10	Exhaust PM10	PM10 Total	Fugitive PM2.5	Exhaust PM2.5	PM2.5 Total	Bio- CO2	NBio- CO2	Total CO2	CH4	N2O	CO2e
Category	tons/yr										MT/yr					
Off-Road	0.0120	0.0914	0.1479	2.3000e-004		3.6400e-003	3.6400e-003		3.5100e-003	3.5100e-003	0.0000	19.5996	19.5996	3.6300e-003	0.0000	19.6759
Total	**0.0120**	**0.0914**	**0.1479**	**2.3000e-004**		**3.6400e-003**	**3.6400e-003**		**3.5100e-003**	**3.5100e-003**	**0.0000**	**19.5996**	**19.5996**	**3.6300e-003**	**0.0000**	**19.6759**

Unmitigated Construction Off-Site

	ROG	NOx	CO	SO2	Fugitive PM10	Exhaust PM10	PM10 Total	Fugitive PM2.5	Exhaust PM2.5	PM2.5 Total	Bio- CO2	NBio- CO2	Total CO2	CH4	N2O	CO2e
Category	tons/yr										MT/yr					
Hauling	0.0000	0.0000	0.0000	0.0000	0.0000	0.0000	0.0000	0.0000	0.0000	0.0000	0.0000	0.0000	0.0000	0.0000	0.0000	0.0000
Vendor	1.4000e-004	8.0000e-004	1.9500e-003	1.0000e-005	1.4000e-004	2.0000e-005	1.6000e-004	4.0000e-005	2.0000e-005	6.0000e-005	0.0000	0.4384	0.4384	0.0000	0.0000	0.4384
Worker	1.6000e-004	2.1000e-004	1.9300e-003	1.0000e-005	7.1000e-004	1.0000e-005	7.1000e-004	1.9000e-004	1.0000e-005	1.9000e-004	0.0000	0.5122	0.5122	2.0000e-005	0.0000	0.5126
Total	**3.0000e-004**	**1.0100e-003**	**3.8800e-003**	**2.0000e-005**	**8.5000e-004**	**3.0000e-005**	**8.7000e-004**	**2.3000e-004**	**3.0000e-005**	**2.5000e-004**	**0.0000**	**0.9505**	**0.9505**	**2.0000e-005**	**0.0000**	**0.9510**

Mitigated Construction On-Site

	ROG	NOx	CO	SO2	Fugitive PM10	Exhaust PM10	PM10 Total	Fugitive PM2.5	Exhaust PM2.5	PM2.5 Total	Bio- CO2	NBio- CO2	Total CO2	CH4	N2O	CO2e
Category	tons/yr										MT/yr					
Off-Road	0.0120	0.0914	0.1479	2.3000e-004		3.6400e-003	3.6400e-003		3.5100e-003	3.5100e-003	0.0000	19.5995	19.5995	3.6300e-003	0.0000	19.6758
Total	**0.0120**	**0.0914**	**0.1479**	**2.3000e-004**		**3.6400e-003**	**3.6400e-003**		**3.5100e-003**	**3.5100e-003**	**0.0000**	**19.5995**	**19.5995**	**3.6300e-003**	**0.0000**	**19.6758**

Mitigated Construction Off-Site

	ROG	NOx	CO	SO2	Fugitive PM10	Exhaust PM10	PM10 Total	Fugitive PM2.5	Exhaust PM2.5	PM2.5 Total	Bio- CO2	NBio- CO2	Total CO2	CH4	N2O	CO2e
Category	tons/yr										MT/yr					
Hauling	0.0000	0.0000	0.0000	0.0000	0.0000	0.0000	0.0000	0.0000	0.0000	0.0000	0.0000	0.0000	0.0000	0.0000	0.0000	0.0000
Vendor	1.4000e-004	8.0000e-004	1.9500e-003	1.0000e-005	1.4000e-004	2.0000e-005	1.6000e-004	4.0000e-005	2.0000e-005	6.0000e-005	0.0000	0.4384	0.4384	0.0000	0.0000	0.4384
Worker	1.6000e-004	2.1000e-004	1.9300e-003	1.0000e-005	7.1000e-004	1.0000e-005	7.1000e-004	1.9000e-004	1.0000e-005	1.9000e-004	0.0000	0.5122	0.5122	2.0000e-005	0.0000	0.5126
Total	**3.0000e-004**	**1.0100e-003**	**3.8800e-003**	**2.0000e-005**	**8.5000e-004**	**3.0000e-005**	**8.7000e-004**	**2.3000e-004**	**3.0000e-005**	**2.5000e-004**	**0.0000**	**0.9505**	**0.9505**	**2.0000e-005**	**0.0000**	**0.9510**

3.5 Paving - 2027

Unmitigated Construction On-Site

	ROG	NOx	CO	SO2	Fugitive PM10	Exhaust PM10	PM10 Total	Fugitive PM2.5	Exhaust PM2.5	PM2.5 Total	Bio- CO2	NBio- CO2	Total CO2	CH4	N2O	CO2e
Category	tons/yr										MT/yr					
Off-Road	2.0500e-003	0.0192	0.0328	5.0000e-005		9.4000e-004	9.4000e-004		8.6000e-004	8.6000e-004	0.0000	4.5062	4.5062	1.4600e-003	0.0000	4.5368
Paving	0.0000					0.0000	0.0000		0.0000	0.0000	0.0000	0.0000	0.0000	0.0000	0.0000	0.0000
Total	**2.0500e-003**	**0.0192**	**0.0328**	**5.0000e-005**		**9.4000e-004**	**9.4000e-004**		**8.6000e-004**	**8.6000e-004**	**0.0000**	**4.5062**	**4.5062**	**1.4600e-003**	**0.0000**	**4.5368**

Unmitigated Construction Off-Site

	ROG	NOx	CO	SO2	Fugitive PM10	Exhaust PM10	PM10 Total	Fugitive PM2.5	Exhaust PM2.5	PM2.5 Total	Bio- CO2	NBio- CO2	Total CO2	CH4	N2O	CO2e
Category	tons/yr										MT/yr					
Hauling	0.0000	0.0000	0.0000	0.0000	0.0000	0.0000	0.0000	0.0000	0.0000	0.0000	0.0000	0.0000	0.0000	0.0000	0.0000	0.0000
Vendor	0.0000	0.0000	0.0000	0.0000	0.0000	0.0000	0.0000	0.0000	0.0000	0.0000	0.0000	0.0000	0.0000	0.0000	0.0000	0.0000
Worker	7.0000e-005	9.0000e-005	8.8000e-004	0.0000	3.2000e-004	0.0000	3.2000e-004	9.0000e-005	0.0000	9.0000e-005	0.0000	0.2328	0.2328	1.0000e-005	0.0000	0.2330
Total	**7.0000e-005**	**9.0000e-005**	**8.8000e-004**	**0.0000**	**3.2000e-004**	**0.0000**	**3.2000e-004**	**9.0000e-005**	**0.0000**	**9.0000e-005**	**0.0000**	**0.2328**	**0.2328**	**1.0000e-005**	**0.0000**	**0.2330**

Mitigated Construction On-Site

	ROG	NOx	CO	SO2	Fugitive PM10	Exhaust PM10	PM10 Total	Fugitive PM2.5	Exhaust PM2.5	PM2.5 Total	Bio- CO2	NBio- CO2	Total CO2	CH4	N2O	CO2e
Category	tons/yr										MT/yr					
Off-Road	2.0500e-003	0.0192	0.0328	5.0000e-005		9.4000e-004	9.4000e-004		8.6000e-004	8.6000e-004	0.0000	4.5062	4.5062	1.4600e-003	0.0000	4.5368

Paving	0.0000					0.0000	0.0000		0.0000	0.0000	0.0000	0.0000	0.0000	0.0000	0.0000	0.0000
Total	**2.0500e-003**	**0.0192**	**0.0328**	**5.0000e-005**		**9.4000e-004**	**9.4000e-004**		**8.6000e-004**	**8.6000e-004**	**0.0000**	**4.5062**	**4.5062**	**1.4600e-003**	**0.0000**	**4.5368**

Mitigated Construction Off-Site

	ROG	NOx	CO	SO2	Fugitive PM10	Exhaust PM10	PM10 Total	Fugitive PM2.5	Exhaust PM2.5	PM2.5 Total	Bio- CO2	NBio- CO2	Total CO2	CH4	N2O	CO2e
Category	tons/yr										MT/yr					
Hauling	0.0000	0.0000	0.0000	0.0000	0.0000	0.0000	0.0000	0.0000	0.0000	0.0000	0.0000	0.0000	0.0000	0.0000	0.0000	0.0000
Vendor	0.0000	0.0000	0.0000	0.0000	0.0000	0.0000	0.0000	0.0000	0.0000	0.0000	0.0000	0.0000	0.0000	0.0000	0.0000	0.0000
Worker	7.0000e-005	9.0000e-005	8.8000e-004	0.0000	3.2000e-004	0.0000	3.2000e-004	9.0000e-005	0.0000	9.0000e-005	0.0000	0.2328	0.2328	1.0000e-005	0.0000	0.2330
Total	**7.0000e-005**	**9.0000e-005**	**8.8000e-004**	**0.0000**	**3.2000e-004**	**0.0000**	**3.2000e-004**	**9.0000e-005**	**0.0000**	**9.0000e-005**	**0.0000**	**0.2328**	**0.2328**	**1.0000e-005**	**0.0000**	**0.2330**

4.0 Operational Detail - Mobile

4.1 Mitigation Measures Mobile

	ROG	NOx	CO	SO2	Fugitive PM10	Exhaust PM10	PM10 Total	Fugitive PM2.5	Exhaust PM2.5	PM2.5 Total	Bio- CO2	NBio- CO2	Total CO2	CH4	N2O	CO2e
Category	tons/yr										MT/yr					
Mitigated	0.0000	0.0000	0.0000	0.0000	0.0000	0.0000	0.0000	0.0000	0.0000	0.0000	0.0000	0.0000	0.0000	0.0000	0.0000	0.0000
Unmitigated	0.0000	0.0000	0.0000	0.0000	0.0000	0.0000	0.0000	0.0000	0.0000	0.0000	0.0000	0.0000	0.0000	0.0000	0.0000	0.0000

4.2 Trip Summary Information

	Average Daily Trip Rate			Unmitigated	Mitigated
Land Use	Weekday	Saturday	Sunday	Annual VMT	Annual VMT
User Defined Industrial	0.00	0.00	0.00		
Total	0.00	0.00	0.00		

4.3 Trip Type Information

	Miles			Trip %			Trip Purpose %		
Land Use	H-W or C-W	H-S or C-C	H-O or C-NW	H-W or C-W	H-S or C-C	H-O or C-NW	Primary	Diverted	Pass-by
User Defined Industrial	9.50	7.30	7.30	0.00	0.00	0.00	0	0	0

LDA	LDT1	LDT2	MDV	LHD1	LHD2	MHD	HHD	OBUS	UBUS	MCY	SBUS	MH
0.511923	0.073395	0.191568	0.130918	0.036235	0.005199	0.012665	0.023708	0.001889	0.002027	0.006511	0.000534	0.003431

5.0 Energy Detail

4.4 Fleet Mix

Historical Energy Use: N

5.1 Mitigation Measures Energy

	ROG	NOx	CO	SO2	Fugitive PM10	Exhaust PM10	PM10 Total	Fugitive PM2.5	Exhaust PM2.5	PM2.5 Total	Bio- CO2	NBio- CO2	Total CO2	CH4	N2O	CO2e
Category	tons/yr										MT/yr					
Electricity Mitigated						0.0000	0.0000		0.0000	0.0000	0.0000	0.0000	0.0000	0.0000	0.0000	0.0000
Electricity Unmitigated						0.0000	0.0000		0.0000	0.0000	0.0000	0.0000	0.0000	0.0000	0.0000	0.0000
NaturalGas Mitigated	0.0000	0.0000	0.0000	0.0000		0.0000	0.0000		0.0000	0.0000	0.0000	0.0000	0.0000	0.0000	0.0000	0.0000
NaturalGas Unmitigated	0.0000	0.0000	0.0000	0.0000		0.0000	0.0000		0.0000	0.0000	0.0000	0.0000	0.0000	0.0000	0.0000	0.0000

5.2 Energy by Land Use - NaturalGas

Unmitigated

	NaturalGas Use	ROG	NOx	CO	SO2	Fugitive PM10	Exhaust PM10	PM10 Total	Fugitive PM2.5	Exhaust PM2.5	PM2.5 Total	Bio- CO2	NBio- CO2	Total CO2	CH4	N2O	CO2e
Land Use	kBTU/yr	tons/yr										MT/yr					
User Defined Industrial	0	0.0000	0.0000	0.0000	0.0000		0.0000	0.0000		0.0000	0.0000	0.0000	0.0000	0.0000	0.0000	0.0000	0.0000
Total		**0.0000**	**0.0000**	**0.0000**	**0.0000**		**0.0000**	**0.0000**		**0.0000**	**0.0000**	**0.0000**	**0.0000**	**0.0000**	**0.0000**	**0.0000**	**0.0000**

Mitigated

	NaturalGas Use	ROG	NOx	CO	SO2	Fugitive PM10	Exhaust PM10	PM10 Total	Fugitive PM2.5	Exhaust PM2.5	PM2.5 Total	Bio- CO2	NBio- CO2	Total CO2	CH4	N2O	CO2e
Land Use	kBTU/yr	tons/yr										MT/yr					
User Defined Industrial	0	0.0000	0.0000	0.0000	0.0000		0.0000	0.0000		0.0000	0.0000	0.0000	0.0000	0.0000	0.0000	0.0000	0.0000
Total		**0.0000**	**0.0000**	**0.0000**	**0.0000**		**0.0000**	**0.0000**		**0.0000**	**0.0000**	**0.0000**	**0.0000**	**0.0000**	**0.0000**	**0.0000**	**0.0000**

5.3 Energy by Land Use - Electricity

Unmitigated

	Electricity Use	Total CO2	CH4	N2O	CO2e
Land Use	kWh/yr	MT/yr			
User Defined Industrial	0	0.0000	0.0000	0.0000	0.0000
Total		**0.0000**	**0.0000**	**0.0000**	**0.0000**

Mitigated

	Electricity Use	Total CO2	CH4	N2O	CO2e
Land Use	kWh/yr	MT/yr			
User Defined Industrial	0	0.0000	0.0000	0.0000	0.0000
Total		**0.0000**	**0.0000**	**0.0000**	**0.0000**

6.0 Area Detail

6.1 Mitigation Measures Area

	ROG	NOx	CO	SO2	Fugitive PM10	Exhaust PM10	PM10 Total	Fugitive PM2.5	Exhaust PM2.5	PM2.5 Total	Bio- CO2	NBio- CO2	Total CO2	CH4	N2O	CO2e
Category	tons/yr										MT/yr					
Mitigated	0.0000	0.0000	1.0000e-005	0.0000		0.0000	0.0000		0.0000	0.0000	0.0000	2.0000e-005	2.0000e-005	0.0000	0.0000	2.0000e-005

Unmitigated	0.0000	0.0000	1.0000e-005	0.0000		0.0000	0.0000		0.0000	0.0000	0.0000	2.0000e-005	2.0000e-005	0.0000	0.0000	2.0000e-005

6.2 Area by SubCategory

Unmitigated

	ROG	NOx	CO	SO2	Fugitive PM10	Exhaust PM10	PM10 Total	Fugitive PM2.5	Exhaust PM2.5	PM2.5 Total	Bio- CO2	NBio- CO2	Total CO2	CH4	N2O	CO2e
SubCategory	tons/yr										MT/yr					
Architectural Coating	0.0000					0.0000	0.0000		0.0000	0.0000	0.0000	0.0000	0.0000	0.0000	0.0000	0.0000
Consumer Products	0.0000					0.0000	0.0000		0.0000	0.0000	0.0000	0.0000	0.0000	0.0000	0.0000	0.0000
Landscaping	0.0000	0.0000	1.0000e-005	0.0000		0.0000	0.0000		0.0000	0.0000	0.0000	2.0000e-005	2.0000e-005	0.0000	0.0000	2.0000e-005
Total	**0.0000**	**0.0000**	**1.0000e-005**	**0.0000**		**0.0000**	**0.0000**		**0.0000**	**0.0000**	**0.0000**	**2.0000e-005**	**2.0000e-005**	**0.0000**	**0.0000**	**2.0000e-005**

Mitigated

	ROG	NOx	CO	SO2	Fugitive PM10	Exhaust PM10	PM10 Total	Fugitive PM2.5	Exhaust PM2.5	PM2.5 Total	Bio- CO2	NBio- CO2	Total CO2	CH4	N2O	CO2e
SubCategory	tons/yr										MT/yr					
Architectural Coating	0.0000					0.0000	0.0000		0.0000	0.0000	0.0000	0.0000	0.0000	0.0000	0.0000	0.0000
Consumer Products	0.0000					0.0000	0.0000		0.0000	0.0000	0.0000	0.0000	0.0000	0.0000	0.0000	0.0000
Landscaping	0.0000	0.0000	1.0000e-005	0.0000		0.0000	0.0000		0.0000	0.0000	0.0000	2.0000e-005	2.0000e-005	0.0000	0.0000	2.0000e-005
Total	**0.0000**	**0.0000**	**1.0000e-005**	**0.0000**		**0.0000**	**0.0000**		**0.0000**	**0.0000**	**0.0000**	**2.0000e-005**	**2.0000e-005**	**0.0000**	**0.0000**	**2.0000e-005**

7.0 Water Detail

7.1 Mitigation Measures Water

	Total CO2	CH4	N2O	CO2e
Category	MT/yr			
Mitigated	0.0000	0.0000	0.0000	0.0000
Unmitigated	0.0000	0.0000	0.0000	0.0000

7.2 Water by Land Use

Unmitigated

	Indoor/Outdoor Use	Total CO2	CH4	N2O	CO2e
Land Use	Mgal	MT/yr			
User Defined Industrial	0 / 0	0.0000	0.0000	0.0000	0.0000
Total		**0.0000**	**0.0000**	**0.0000**	**0.0000**

Mitigated

	Indoor/Outdoor Use	Total CO2	CH4	N2O	CO2e

Land Use	Mgal	MT/yr			
User Defined Industrial	0 / 0	0.0000	0.0000	0.0000	0.0000
Total		**0.0000**	**0.0000**	**0.0000**	**0.0000**

8.0 Waste Detail

8.1 Mitigation Measures Waste

Category/Year

	Total CO2	CH4	N2O	CO2e
	MT/yr			
Mitigated	0.0000	0.0000	0.0000	0.0000
Unmitigated	0.0000	0.0000	0.0000	0.0000

8.2 Waste by Land Use

Unmitigated

	Waste Disposed	Total CO2	CH4	N2O	CO2e
Land Use	tons	MT/yr			
User Defined Industrial	0	0.0000	0.0000	0.0000	0.0000

Total		**0.0000**	**0.0000**	**0.0000**	**0.0000**

Mitigated

	Waste Disposed	Total CO2	CH4	N2O	CO2e
Land Use	tons	MT/yr			
User Defined Industrial	0	0.0000	0.0000	0.0000	0.0000
Total		**0.0000**	**0.0000**	**0.0000**	**0.0000**

9.0 Operational Offroad

Equipment Type	Number	Hours/Day	Days/Year	Horse Power	Load Factor	Fuel Type

10.0 Vegetation

AWPF Influent Conveyance (Pump Station)

San Diego Air Basin, Annual

1.0 Project Characteristics

1.1 Land Usage

Land Uses	Size	Metric	Lot Acreage	Floor Surface Area	Population
User Defined Industrial	1.00	User Defined Unit	0.00	0.00	0

1.2 Other Project Characteristics

Urbanization	Urban	**Wind Speed (m/s)**	2.6	**Precipitation Freq (Days)**	40
Climate Zone	13			**Operational Year**	2020
Utility Company	San Diego Gas & Electric				
CO2 Intensity (lb/MWhr)	720.49	**CH4 Intensity (lb/MWhr)**	0.029	**N2O Intensity (lb/MWhr)**	0.006

1.3 User Entered Comments & Non-Default Data

Project Characteristics -

Land Use -

Construction Phase - Modified

Off-road Equipment - Modified

Off-road Equipment - Modified

Off-road Equipment - Modified

Off-road Equipment - Modified

Off-road Equipment - Modified

Trips and VMT - Modified

Table Name	Column Name	Default Value	New Value
tblConstructionPhase	NumDays	0.00	353.00

tblConstructionPhase	NumDays	0.00	10.00
tblConstructionPhase	NumDays	0.00	20.00
tblConstructionPhase	NumDays	0.00	10.00
tblConstructionPhase	PhaseStartDate	10/17/2020	10/19/2020
tblOffRoadEquipment	OffRoadEquipmentUnitAmount	4.00	0.00
tblOffRoadEquipment	OffRoadEquipmentUnitAmount	1.00	0.00
tblOffRoadEquipment	OffRoadEquipmentUnitAmount	1.00	0.00
tblOffRoadEquipment	OffRoadEquipmentUnitAmount	2.00	1.00
tblOffRoadEquipment	OffRoadEquipmentUnitAmount	1.00	0.00
tblOffRoadEquipment	OffRoadEquipmentUnitAmount	2.00	1.00
tblOffRoadEquipment	OffRoadEquipmentUnitAmount	2.00	1.00
tblOffRoadEquipment	OffRoadEquipmentUnitAmount	1.00	0.00
tblProjectCharacteristics	OperationalYear	2014	2020
tblTripsAndVMT	HaulingTripNumber	0.00	100.00
tblTripsAndVMT	VendorTripNumber	0.00	4.00
tblTripsAndVMT	VendorTripNumber	0.00	2.00
tblTripsAndVMT	WorkerTripNumber	0.00	8.00

2.0 Emissions Summary

2.1 Overall Construction

Unmitigated Construction

	ROG	NOx	CO	SO2	Fugitive PM10	Exhaust PM10	PM10 Total	Fugitive PM2.5	Exhaust PM2.5	PM2.5 Total	Bio- CO2	NBio- CO2	Total CO2	CH4	N2O	CO2e
Year	tons/yr										MT/yr					
2019	0.1468	1.0673	1.1295	1.7600e-003	0.0409	0.0633	0.1041	0.0205	0.0607	0.0812	0.0000	148.1943	148.1943	0.0294	0.0000	148.8120
2020	0.1844	1.3499	1.5537	2.4500e-003	8.6700e-003	0.0771	0.0858	2.3300e-003	0.0741	0.0764	0.0000	204.1755	204.1755	0.0407	0.0000	205.0310

Total	**0.3312**	**2.4172**	**2.6831**	**4.2100e-003**	**0.0495**	**0.1403**	**0.1899**	**0.0228**	**0.1348**	**0.1577**	**0.0000**	**352.3698**	**352.3698**	**0.0702**	**0.0000**	**353.8430**

Mitigated Construction

	ROG	NOx	CO	SO2	Fugitive PM10	Exhaust PM10	PM10 Total	Fugitive PM2.5	Exhaust PM2.5	PM2.5 Total	Bio- CO2	NBio- CO2	Total CO2	CH4	N2O	CO2e
Year	tons/yr										MT/yr					
2019	0.1468	1.0673	1.1295	1.7600e-003	0.0409	0.0633	0.1041	0.0205	0.0607	0.0812	0.0000	148.1941	148.1941	0.0294	0.0000	148.8119
2020	0.1844	1.3499	1.5537	2.4500e-003	8.6700e-003	0.0771	0.0858	2.3300e-003	0.0741	0.0764	0.0000	204.1753	204.1753	0.0407	0.0000	205.0308
Total	**0.3312**	**2.4171**	**2.6831**	**4.2100e-003**	**0.0495**	**0.1403**	**0.1899**	**0.0228**	**0.1348**	**0.1577**	**0.0000**	**352.3694**	**352.3694**	**0.0702**	**0.0000**	**353.8426**

	ROG	**NOx**	**CO**	**SO2**	**Fugitive PM10**	**Exhaust PM10**	**PM10 Total**	**Fugitive PM2.5**	**Exhaust PM2.5**	**PM2.5 Total**	**Bio- CO2**	**NBio-CO2**	**Total CO2**	**CH4**	**N20**	**CO2e**
Percent Reduction	**0.00**	**0.00**	**0.00**	**0.00**	**0.00**	**0.00**	**0.00**	**0.00**	**0.00**	**0.00**	**0.00**	**0.00**	**0.00**	**0.00**	**0.00**	**0.00**

2.2 Overall Operational

Unmitigated Operational

	ROG	NOx	CO	SO2	Fugitive PM10	Exhaust PM10	PM10 Total	Fugitive PM2.5	Exhaust PM2.5	PM2.5 Total	Bio- CO2	NBio- CO2	Total CO2	CH4	N2O	CO2e
Category	tons/yr										MT/yr					
Area	0.0000	0.0000	1.0000e-005	0.0000		0.0000	0.0000		0.0000	0.0000	0.0000	2.0000e-005	2.0000e-005	0.0000	0.0000	2.0000e-005
Energy	0.0000	0.0000	0.0000	0.0000		0.0000	0.0000		0.0000	0.0000	0.0000	0.0000	0.0000	0.0000	0.0000	0.0000
Mobile	0.0000	0.0000	0.0000	0.0000	0.0000	0.0000	0.0000	0.0000	0.0000	0.0000	0.0000	0.0000	0.0000	0.0000	0.0000	0.0000
Waste						0.0000	0.0000		0.0000	0.0000	0.0000	0.0000	0.0000	0.0000	0.0000	0.0000

Water						0.0000	0.0000		0.0000	0.0000	0.0000	0.0000	0.0000	0.0000	0.0000	0.0000
Total	**0.0000**	**0.0000**	**1.0000e-005**	**0.0000**	**0.0000**	**0.0000**	**0.0000**	**0.0000**	**0.0000**	**0.0000**	**0.0000**	**2.0000e-005**	**2.0000e-005**	**0.0000**	**0.0000**	**2.0000e-005**

Mitigated Operational

	ROG	NOx	CO	SO2	Fugitive PM10	Exhaust PM10	PM10 Total	Fugitive PM2.5	Exhaust PM2.5	PM2.5 Total	Bio- CO2	NBio- CO2	Total CO2	CH4	N2O	CO2e
Category	tons/yr										MT/yr					
Area	0.0000	0.0000	1.0000e-005	0.0000		0.0000	0.0000		0.0000	0.0000	0.0000	2.0000e-005	2.0000e-005	0.0000	0.0000	2.0000e-005
Energy	0.0000	0.0000	0.0000	0.0000		0.0000	0.0000		0.0000	0.0000	0.0000	0.0000	0.0000	0.0000	0.0000	0.0000
Mobile	0.0000	0.0000	0.0000	0.0000	0.0000	0.0000	0.0000	0.0000	0.0000	0.0000	0.0000	0.0000	0.0000	0.0000	0.0000	0.0000
Waste						0.0000	0.0000		0.0000	0.0000	0.0000	0.0000	0.0000	0.0000	0.0000	0.0000
Water						0.0000	0.0000		0.0000	0.0000	0.0000	0.0000	0.0000	0.0000	0.0000	0.0000
Total	**0.0000**	**0.0000**	**1.0000e-005**	**0.0000**	**0.0000**	**0.0000**	**0.0000**	**0.0000**	**0.0000**	**0.0000**	**0.0000**	**2.0000e-005**	**2.0000e-005**	**0.0000**	**0.0000**	**2.0000e-005**

	ROG	**NOx**	**CO**	**SO2**	**Fugitive PM10**	**Exhaust PM10**	**PM10 Total**	**Fugitive PM2.5**	**Exhaust PM2.5**	**PM2.5 Total**	**Bio- CO2**	**NBio-CO2**	**Total CO2**	**CH4**	**N20**	**CO2e**
Percent Reduction	**0.00**	**0.00**	**0.00**	**0.00**	**0.00**	**0.00**	**0.00**	**0.00**	**0.00**	**0.00**	**0.00**	**0.00**	**0.00**	**0.00**	**0.00**	**0.00**

3.0 Construction Detail

Construction Phase

Phase Number	Phase Name	Phase Type	Start Date	End Date	Num Days Week	Num Days	Phase Description
1	Site Preparation	Site Preparation	5/15/2019	5/28/2019	5	10	
2	Grading	Grading	5/29/2019	6/11/2019	5	10	

3	Building Construction	Building Construction	6/12/2019	10/16/2020	5	353	
4	Paving	Paving	10/19/2020	11/13/2020	5	20	

Acres of Grading (Site Preparation Phase): 0

Acres of Grading (Grading Phase): 0

Acres of Paving: 0

Residential Indoor: 0; Residential Outdoor: 0; Non-Residential Indoor: 0; Non-Residential Outdoor: 0 (Architectural Coating – sqft)

OffRoad Equipment

Phase Name	Offroad Equipment Type	Amount	Usage Hours	Horse Power	Load Factor
Site Preparation	Graders	0	8.00	174	0.41
Site Preparation	Rubber Tired Dozers	1	8.00	255	0.40
Site Preparation	Tractors/Loaders/Backhoes	1	8.00	97	0.37
Grading	Concrete/Industrial Saws	0	8.00	81	0.73
Grading	Rubber Tired Dozers	1	1.00	255	0.40
Grading	Tractors/Loaders/Backhoes	1	6.00	97	0.37
Building Construction	Cranes	0	4.00	226	0.29
Building Construction	Excavators	1	8.00	162	0.38
Building Construction	Forklifts	1	6.00	89	0.20
Building Construction	Pumps	1	8.00	84	0.74
Building Construction	Tractors/Loaders/Backhoes	1	8.00	97	0.37
Building Construction	Welders	2	8.00	46	0.45
Paving	Cement and Mortar Mixers	0	6.00	9	0.56
Paving	Pavers	1	7.00	125	0.42
Paving	Paving Equipment	1	8.00	130	0.36
Paving	Rollers	1	7.00	80	0.38
Paving	Tractors/Loaders/Backhoes	0	7.00	97	0.37

Trips and VMT

Phase Name	Offroad Equipment Count	Worker Trip Number	Vendor Trip Number	Hauling Trip Number	Worker Trip Length	Vendor Trip Length	Hauling Trip Length	Worker Vehicle Class	Vendor Vehicle Class	Hauling Vehicle Class
Site Preparation	2	5.00	4.00	0.00	10.80	7.30	20.00	LD_Mix	HDT_Mix	HHDT
Grading	2	5.00	0.00	100.00	10.80	7.30	20.00	LD_Mix	HDT_Mix	HHDT
Building Construction	6	8.00	2.00	0.00	10.80	7.30	20.00	LD_Mix	HDT_Mix	HHDT
Paving	3	8.00	0.00	0.00	10.80	7.30	20.00	LD_Mix	HDT_Mix	HHDT

3.1 Mitigation Measures Construction

3.2 Site Preparation - 2019

Unmitigated Construction On-Site

	ROG	NOx	CO	SO2	Fugitive PM10	Exhaust PM10	PM10 Total	Fugitive PM2.5	Exhaust PM2.5	PM2.5 Total	Bio- CO2	NBio- CO2	Total CO2	CH4	N2O	CO2e
Category	tons/yr										MT/yr					
Fugitive Dust					0.0301	0.0000	0.0301	0.0166	0.0000	0.0166	0.0000	0.0000	0.0000	0.0000	0.0000	0.0000
Off-Road	6.3100e-003	0.0670	0.0542	6.0000e-005		3.3200e-003	3.3200e-003		3.0600e-003	3.0600e-003	0.0000	5.3965	5.3965	1.7100e-003	0.0000	5.4324
Total	**6.3100e-003**	**0.0670**	**0.0542**	**6.0000e-005**	**0.0301**	**3.3200e-003**	**0.0334**	**0.0166**	**3.0600e-003**	**0.0196**	**0.0000**	**5.3965**	**5.3965**	**1.7100e-003**	**0.0000**	**5.4324**

Unmitigated Construction Off-Site

	ROG	NOx	CO	SO2	Fugitive PM10	Exhaust PM10	PM10 Total	Fugitive PM2.5	Exhaust PM2.5	PM2.5 Total	Bio- CO2	NBio- CO2	Total CO2	CH4	N2O	CO2e
Category	tons/yr										MT/yr					
Hauling	0.0000	0.0000	0.0000	0.0000	0.0000	0.0000	0.0000	0.0000	0.0000	0.0000	0.0000	0.0000	0.0000	0.0000	0.0000	0.0000
Vendor	1.8000e-004	1.4400e-003	2.3600e-003	0.0000	1.3000e-004	2.0000e-005	1.5000e-004	4.0000e-005	2.0000e-005	6.0000e-005	0.0000	0.4097	0.4097	0.0000	0.0000	0.4098

Worker	7.0000e-005	9.0000e-005	8.1000e-004	0.0000	2.0000e-004	0.0000	2.0000e-004	5.0000e-005	0.0000	5.0000e-005	0.0000	0.1666	0.1666	1.0000e-005	0.0000	0.1668
Total	**2.5000e-004**	**1.5300e-003**	**3.1700e-003**	**0.0000**	**3.3000e-004**	**2.0000e-005**	**3.5000e-004**	**9.0000e-005**	**2.0000e-005**	**1.1000e-004**	**0.0000**	**0.5763**	**0.5763**	**1.0000e-005**	**0.0000**	**0.5766**

Mitigated Construction On-Site

	ROG	NOx	CO	SO2	Fugitive PM10	Exhaust PM10	PM10 Total	Fugitive PM2.5	Exhaust PM2.5	PM2.5 Total	Bio- CO2	NBio- CO2	Total CO2	CH4	N2O	CO2e
Category	tons/yr										MT/yr					
Fugitive Dust					0.0301	0.0000	0.0301	0.0166	0.0000	0.0166	0.0000	0.0000	0.0000	0.0000	0.0000	0.0000
Off-Road	6.3100e-003	0.0670	0.0542	6.0000e-005		3.3200e-003	3.3200e-003		3.0600e-003	3.0600e-003	0.0000	5.3965	5.3965	1.7100e-003	0.0000	5.4324
Total	**6.3100e-003**	**0.0670**	**0.0542**	**6.0000e-005**	**0.0301**	**3.3200e-003**	**0.0334**	**0.0166**	**3.0600e-003**	**0.0196**	**0.0000**	**5.3965**	**5.3965**	**1.7100e-003**	**0.0000**	**5.4324**

Mitigated Construction Off-Site

	ROG	NOx	CO	SO2	Fugitive PM10	Exhaust PM10	PM10 Total	Fugitive PM2.5	Exhaust PM2.5	PM2.5 Total	Bio- CO2	NBio- CO2	Total CO2	CH4	N2O	CO2e
Category	tons/yr										MT/yr					
Hauling	0.0000	0.0000	0.0000	0.0000	0.0000	0.0000	0.0000	0.0000	0.0000	0.0000	0.0000	0.0000	0.0000	0.0000	0.0000	0.0000
Vendor	1.8000e-004	1.4400e-003	2.3600e-003	0.0000	1.3000e-004	2.0000e-005	1.5000e-004	4.0000e-005	2.0000e-005	6.0000e-005	0.0000	0.4097	0.4097	0.0000	0.0000	0.4098
Worker	7.0000e-005	9.0000e-005	8.1000e-004	0.0000	2.0000e-004	0.0000	2.0000e-004	5.0000e-005	0.0000	5.0000e-005	0.0000	0.1666	0.1666	1.0000e-005	0.0000	0.1668
Total	**2.5000e-004**	**1.5300e-003**	**3.1700e-003**	**0.0000**	**3.3000e-004**	**2.0000e-005**	**3.5000e-004**	**9.0000e-005**	**2.0000e-005**	**1.1000e-004**	**0.0000**	**0.5763**	**0.5763**	**1.0000e-005**	**0.0000**	**0.5766**

3.3 Grading - 2019

Unmitigated Construction On-Site

	ROG	NOx	CO	SO2	Fugitive PM10	Exhaust PM10	PM10 Total	Fugitive PM2.5	Exhaust PM2.5	PM2.5 Total	Bio- CO2	NBio- CO2	Total CO2	CH4	N2O	CO2e
Category	tons/yr										MT/yr					
Fugitive Dust					3.7600e-003	0.0000	3.7600e-003	2.0700e-003	0.0000	2.0700e-003	0.0000	0.0000	0.0000	0.0000	0.0000	0.0000
Off-Road	1.5200e-003	0.0157	0.0140	2.0000e-005		9.0000e-004	9.0000e-004		8.3000e-004	8.3000e-004	0.0000	1.5464	1.5464	4.9000e-004	0.0000	1.5567
Total	**1.5200e-003**	**0.0157**	**0.0140**	**2.0000e-005**	**3.7600e-003**	**9.0000e-004**	**4.6600e-003**	**2.0700e-003**	**8.3000e-004**	**2.9000e-003**	**0.0000**	**1.5464**	**1.5464**	**4.9000e-004**	**0.0000**	**1.5567**

Unmitigated Construction Off-Site

	ROG	NOx	CO	SO2	Fugitive PM10	Exhaust PM10	PM10 Total	Fugitive PM2.5	Exhaust PM2.5	PM2.5 Total	Bio- CO2	NBio- CO2	Total CO2	CH4	N2O	CO2e
Category	tons/yr										MT/yr					
Hauling	9.1000e-004	0.0107	0.0108	4.0000e-005	8.5000e-004	1.6000e-004	1.0200e-003	2.3000e-004	1.5000e-004	3.8000e-004	0.0000	3.2431	3.2431	2.0000e-005	0.0000	3.2435
Vendor	0.0000	0.0000	0.0000	0.0000	0.0000	0.0000	0.0000	0.0000	0.0000	0.0000	0.0000	0.0000	0.0000	0.0000	0.0000	0.0000
Worker	7.0000e-005	9.0000e-005	8.1000e-004	0.0000	2.0000e-004	0.0000	2.0000e-004	5.0000e-005	0.0000	5.0000e-005	0.0000	0.1666	0.1666	1.0000e-005	0.0000	0.1668
Total	**9.8000e-004**	**0.0108**	**0.0116**	**4.0000e-005**	**1.0500e-003**	**1.6000e-004**	**1.2200e-003**	**2.8000e-004**	**1.5000e-004**	**4.3000e-004**	**0.0000**	**3.4097**	**3.4097**	**3.0000e-005**	**0.0000**	**3.4103**

Mitigated Construction On-Site

	ROG	NOx	CO	SO2	Fugitive PM10	Exhaust PM10	PM10 Total	Fugitive PM2.5	Exhaust PM2.5	PM2.5 Total	Bio- CO2	NBio- CO2	Total CO2	CH4	N2O	CO2e
Category	tons/yr										MT/yr					

Fugitive Dust					3.7600e-003	0.0000	3.7600e-003	2.0700e-003	0.0000	2.0700e-003	0.0000	0.0000	0.0000	0.0000	0.0000	0.0000
Off-Road	1.5200e-003	0.0157	0.0140	2.0000e-005		9.0000e-004	9.0000e-004		8.3000e-004	8.3000e-004	0.0000	1.5464	1.5464	4.9000e-004	0.0000	1.5567
Total	**1.5200e-003**	**0.0157**	**0.0140**	**2.0000e-005**	**3.7600e-003**	**9.0000e-004**	**4.6600e-003**	**2.0700e-003**	**8.3000e-004**	**2.9000e-003**	**0.0000**	**1.5464**	**1.5464**	**4.9000e-004**	**0.0000**	**1.5567**

Mitigated Construction Off-Site

	ROG	NOx	CO	SO2	Fugitive PM10	Exhaust PM10	PM10 Total	Fugitive PM2.5	Exhaust PM2.5	PM2.5 Total	Bio- CO2	NBio- CO2	Total CO2	CH4	N2O	CO2e
Category	tons/yr										MT/yr					
Hauling	9.1000e-004	0.0107	0.0108	4.0000e-005	8.5000e-004	1.6000e-004	1.0200e-003	2.3000e-004	1.5000e-004	3.8000e-004	0.0000	3.2431	3.2431	2.0000e-005	0.0000	3.2435
Vendor	0.0000	0.0000	0.0000	0.0000	0.0000	0.0000	0.0000	0.0000	0.0000	0.0000	0.0000	0.0000	0.0000	0.0000	0.0000	0.0000
Worker	7.0000e-005	9.0000e-005	8.1000e-004	0.0000	2.0000e-004	0.0000	2.0000e-004	5.0000e-005	0.0000	5.0000e-005	0.0000	0.1666	0.1666	1.0000e-005	0.0000	0.1668
Total	**9.8000e-004**	**0.0108**	**0.0116**	**4.0000e-005**	**1.0500e-003**	**1.6000e-004**	**1.2200e-003**	**2.8000e-004**	**1.5000e-004**	**4.3000e-004**	**0.0000**	**3.4097**	**3.4097**	**3.0000e-005**	**0.0000**	**3.4103**

3.4 Building Construction - 2019

Unmitigated Construction On-Site

	ROG	NOx	CO	SO2	Fugitive PM10	Exhaust PM10	PM10 Total	Fugitive PM2.5	Exhaust PM2.5	PM2.5 Total	Bio- CO2	NBio- CO2	Total CO2	CH4	N2O	CO2e
Category	tons/yr										MT/yr					
Off-Road	0.1349	0.9600	1.0106	1.5400e-003		0.0586	0.0586		0.0565	0.0565	0.0000	130.4295	130.4295	0.0270	0.0000	130.9958
Total	**0.1349**	**0.9600**	**1.0106**	**1.5400e-003**		**0.0586**	**0.0586**		**0.0565**	**0.0565**	**0.0000**	**130.4295**	**130.4295**	**0.0270**	**0.0000**	**130.9958**

Unmitigated Construction Off-Site

	ROG	NOx	CO	SO2	Fugitive PM10	Exhaust PM10	PM10 Total	Fugitive PM2.5	Exhaust PM2.5	PM2.5 Total	Bio- CO2	NBio- CO2	Total CO2	CH4	N2O	CO2e
Category	tons/yr										MT/yr					
Hauling	0.0000	0.0000	0.0000	0.0000	0.0000	0.0000	0.0000	0.0000	0.0000	0.0000	0.0000	0.0000	0.0000	0.0000	0.0000	0.0000
Vendor	1.3200e-003	0.0104	0.0171	3.0000e-005	9.4000e-004	1.6000e-004	1.1000e-003	2.7000e-004	1.4000e-004	4.1000e-004	0.0000	2.9705	2.9705	2.0000e-005	0.0000	2.9710
Worker	1.5200e-003	2.0100e-003	0.0188	6.0000e-005	4.6500e-003	3.0000e-005	4.6800e-003	1.2400e-003	3.0000e-005	1.2700e-003	0.0000	3.8654	3.8654	1.9000e-004	0.0000	3.8693
Total	**2.8400e-003**	**0.0124**	**0.0359**	**9.0000e-005**	**5.5900e-003**	**1.9000e-004**	**5.7800e-003**	**1.5100e-003**	**1.7000e-004**	**1.6800e-003**	**0.0000**	**6.8359**	**6.8359**	**2.1000e-004**	**0.0000**	**6.8403**

Mitigated Construction On-Site

	ROG	NOx	CO	SO2	Fugitive PM10	Exhaust PM10	PM10 Total	Fugitive PM2.5	Exhaust PM2.5	PM2.5 Total	Bio- CO2	NBio- CO2	Total CO2	CH4	N2O	CO2e
Category	tons/yr										MT/yr					
Off-Road	0.1349	0.9600	1.0106	1.5400e-003		0.0586	0.0586		0.0565	0.0565	0.0000	130.4293	130.4293	0.0270	0.0000	130.9956
Total	**0.1349**	**0.9600**	**1.0106**	**1.5400e-003**		**0.0586**	**0.0586**		**0.0565**	**0.0565**	**0.0000**	**130.4293**	**130.4293**	**0.0270**	**0.0000**	**130.9956**

Mitigated Construction Off-Site

	ROG	NOx	CO	SO2	Fugitive PM10	Exhaust PM10	PM10 Total	Fugitive PM2.5	Exhaust PM2.5	PM2.5 Total	Bio- CO2	NBio- CO2	Total CO2	CH4	N2O	CO2e

Category	tons/yr										MT/yr					
Hauling	0.0000	0.0000	0.0000	0.0000	0.0000	0.0000	0.0000	0.0000	0.0000	0.0000	0.0000	0.0000	0.0000	0.0000	0.0000	0.0000
Vendor	1.3200e-003	0.0104	0.0171	3.0000e-005	9.4000e-004	1.6000e-004	1.1000e-003	2.7000e-004	1.4000e-004	4.1000e-004	0.0000	2.9705	2.9705	2.0000e-005	0.0000	2.9710
Worker	1.5200e-003	2.0100e-003	0.0188	6.0000e-005	4.6500e-003	3.0000e-005	4.6800e-003	1.2400e-003	3.0000e-005	1.2700e-003	0.0000	3.8654	3.8654	1.9000e-004	0.0000	3.8693
Total	**2.8400e-003**	**0.0124**	**0.0359**	**9.0000e-005**	**5.5900e-003**	**1.9000e-004**	**5.7800e-003**	**1.5100e-003**	**1.7000e-004**	**1.6800e-003**	**0.0000**	**6.8359**	**6.8359**	**2.1000e-004**	**0.0000**	**6.8403**

3.4 Building Construction - 2020

Unmitigated Construction On-Site

	ROG	NOx	CO	SO2	Fugitive PM10	Exhaust PM10	PM10 Total	Fugitive PM2.5	Exhaust PM2.5	PM2.5 Total	Bio- CO2	NBio- CO2	Total CO2	CH4	N2O	CO2e
Category	tons/yr										MT/yr					
Off-Road	0.1743	1.2713	1.4365	2.2100e-003		0.0735	0.0735		0.0708	0.0708	0.0000	185.1622	185.1622	0.0375	0.0000	185.9500
Total	**0.1743**	**1.2713**	**1.4365**	**2.2100e-003**		**0.0735**	**0.0735**		**0.0708**	**0.0708**	**0.0000**	**185.1622**	**185.1622**	**0.0375**	**0.0000**	**185.9500**

Unmitigated Construction Off-Site

	ROG	NOx	CO	SO2	Fugitive PM10	Exhaust PM10	PM10 Total	Fugitive PM2.5	Exhaust PM2.5	PM2.5 Total	Bio- CO2	NBio- CO2	Total CO2	CH4	N2O	CO2e
Category	tons/yr										MT/yr					
Hauling	0.0000	0.0000	0.0000	0.0000	0.0000	0.0000	0.0000	0.0000	0.0000	0.0000	0.0000	0.0000	0.0000	0.0000	0.0000	0.0000
Vendor	1.7900e-003	0.0127	0.0237	5.0000e-005	1.3500e-003	2.0000e-004	1.5500e-003	3.9000e-004	1.8000e-004	5.7000e-004	0.0000	4.1637	4.1637	3.0000e-005	0.0000	4.1644
Worker	2.0600e-003	2.7000e-003	0.0252	8.0000e-005	6.6700e-003	5.0000e-005	6.7200e-003	1.7700e-003	4.0000e-005	1.8200e-003	0.0000	5.3214	5.3214	2.5000e-004	0.0000	5.3267

Total	**3.8500e-003**	**0.0154**	**0.0489**	**1.3000e-004**	**8.0200e-003**	**2.5000e-004**	**8.2700e-003**	**2.1600e-003**	**2.2000e-004**	**2.3900e-003**	**0.0000**	**9.4851**	**9.4851**	**2.8000e-004**	**0.0000**	**9.4911**

Mitigated Construction On-Site

	ROG	NOx	CO	SO2	Fugitive PM10	Exhaust PM10	PM10 Total	Fugitive PM2.5	Exhaust PM2.5	PM2.5 Total	Bio- CO2	NBio- CO2	Total CO2	CH4	N2O	CO2e
Category	tons/yr										MT/yr					
Off-Road	0.1743	1.2713	1.4365	2.2100e-003		0.0735	0.0735		0.0708	0.0708	0.0000	185.1620	185.1620	0.0375	0.0000	185.9498
Total	**0.1743**	**1.2713**	**1.4365**	**2.2100e-003**		**0.0735**	**0.0735**		**0.0708**	**0.0708**	**0.0000**	**185.1620**	**185.1620**	**0.0375**	**0.0000**	**185.9498**

Mitigated Construction Off-Site

	ROG	NOx	CO	SO2	Fugitive PM10	Exhaust PM10	PM10 Total	Fugitive PM2.5	Exhaust PM2.5	PM2.5 Total	Bio- CO2	NBio- CO2	Total CO2	CH4	N2O	CO2e
Category	tons/yr										MT/yr					
Hauling	0.0000	0.0000	0.0000	0.0000	0.0000	0.0000	0.0000	0.0000	0.0000	0.0000	0.0000	0.0000	0.0000	0.0000	0.0000	0.0000
Vendor	1.7900e-003	0.0127	0.0237	5.0000e-005	1.3500e-003	2.0000e-004	1.5500e-003	3.9000e-004	1.8000e-004	5.7000e-004	0.0000	4.1637	4.1637	3.0000e-005	0.0000	4.1644
Worker	2.0600e-003	2.7000e-003	0.0252	8.0000e-005	6.6700e-003	5.0000e-005	6.7200e-003	1.7700e-003	4.0000e-005	1.8200e-003	0.0000	5.3214	5.3214	2.5000e-004	0.0000	5.3267
Total	**3.8500e-003**	**0.0154**	**0.0489**	**1.3000e-004**	**8.0200e-003**	**2.5000e-004**	**8.2700e-003**	**2.1600e-003**	**2.2000e-004**	**2.3900e-003**	**0.0000**	**9.4851**	**9.4851**	**2.8000e-004**	**0.0000**	**9.4911**

3.5 Paving - 2020

Unmitigated Construction On-Site

	ROG	NOx	CO	SO2	Fugitive PM10	Exhaust PM10	PM10 Total	Fugitive PM2.5	Exhaust PM2.5	PM2.5 Total	Bio- CO2	NBio- CO2	Total CO2	CH4	N2O	CO2e
Category	tons/yr										MT/yr					
Off-Road	6.0700e-003	0.0629	0.0659	1.0000e-004		3.3700e-003	3.3700e-003		3.1000e-003	3.1000e-003	0.0000	9.0165	9.0165	2.9200e-003	0.0000	9.0778
Paving	0.0000					0.0000	0.0000		0.0000	0.0000	0.0000	0.0000	0.0000	0.0000	0.0000	0.0000
Total	**6.0700e-003**	**0.0629**	**0.0659**	**1.0000e-004**		**3.3700e-003**	**3.3700e-003**		**3.1000e-003**	**3.1000e-003**	**0.0000**	**9.0165**	**9.0165**	**2.9200e-003**	**0.0000**	**9.0778**

Unmitigated Construction Off-Site

	ROG	NOx	CO	SO2	Fugitive PM10	Exhaust PM10	PM10 Total	Fugitive PM2.5	Exhaust PM2.5	PM2.5 Total	Bio- CO2	NBio- CO2	Total CO2	CH4	N2O	CO2e
Category	tons/yr										MT/yr					
Hauling	0.0000	0.0000	0.0000	0.0000	0.0000	0.0000	0.0000	0.0000	0.0000	0.0000	0.0000	0.0000	0.0000	0.0000	0.0000	0.0000
Vendor	0.0000	0.0000	0.0000	0.0000	0.0000	0.0000	0.0000	0.0000	0.0000	0.0000	0.0000	0.0000	0.0000	0.0000	0.0000	0.0000
Worker	2.0000e-004	2.6000e-004	2.4200e-003	1.0000e-005	6.4000e-004	0.0000	6.5000e-004	1.7000e-004	0.0000	1.7000e-004	0.0000	0.5117	0.5117	2.0000e-005	0.0000	0.5122
Total	**2.0000e-004**	**2.6000e-004**	**2.4200e-003**	**1.0000e-005**	**6.4000e-004**	**0.0000**	**6.5000e-004**	**1.7000e-004**	**0.0000**	**1.7000e-004**	**0.0000**	**0.5117**	**0.5117**	**2.0000e-005**	**0.0000**	**0.5122**

Mitigated Construction On-Site

	ROG	NOx	CO	SO2	Fugitive PM10	Exhaust PM10	PM10 Total	Fugitive PM2.5	Exhaust PM2.5	PM2.5 Total	Bio- CO2	NBio- CO2	Total CO2	CH4	N2O	CO2e
Category	tons/yr										MT/yr					

Off-Road	6.0700e-003	0.0629	0.0659	1.0000e-004		3.3700e-003	3.3700e-003		3.1000e-003	3.1000e-003	0.0000	9.0165	9.0165	2.9200e-003	0.0000	9.0777
Paving	0.0000					0.0000	0.0000		0.0000	0.0000	0.0000	0.0000	0.0000	0.0000	0.0000	0.0000
Total	**6.0700e-003**	**0.0629**	**0.0659**	**1.0000e-004**		**3.3700e-003**	**3.3700e-003**		**3.1000e-003**	**3.1000e-003**	**0.0000**	**9.0165**	**9.0165**	**2.9200e-003**	**0.0000**	**9.0777**

Mitigated Construction Off-Site

	ROG	NOx	CO	SO2	Fugitive PM10	Exhaust PM10	PM10 Total	Fugitive PM2.5	Exhaust PM2.5	PM2.5 Total	Bio- CO2	NBio- CO2	Total CO2	CH4	N2O	CO2e
Category	tons/yr										MT/yr					
Hauling	0.0000	0.0000	0.0000	0.0000	0.0000	0.0000	0.0000	0.0000	0.0000	0.0000	0.0000	0.0000	0.0000	0.0000	0.0000	0.0000
Vendor	0.0000	0.0000	0.0000	0.0000	0.0000	0.0000	0.0000	0.0000	0.0000	0.0000	0.0000	0.0000	0.0000	0.0000	0.0000	0.0000
Worker	2.0000e-004	2.6000e-004	2.4200e-003	1.0000e-005	6.4000e-004	0.0000	6.5000e-004	1.7000e-004	0.0000	1.7000e-004	0.0000	0.5117	0.5117	2.0000e-005	0.0000	0.5122
Total	**2.0000e-004**	**2.6000e-004**	**2.4200e-003**	**1.0000e-005**	**6.4000e-004**	**0.0000**	**6.5000e-004**	**1.7000e-004**	**0.0000**	**1.7000e-004**	**0.0000**	**0.5117**	**0.5117**	**2.0000e-005**	**0.0000**	**0.5122**

4.0 Operational Detail - Mobile

4.1 Mitigation Measures Mobile

	ROG	NOx	CO	SO2	Fugitive PM10	Exhaust PM10	PM10 Total	Fugitive PM2.5	Exhaust PM2.5	PM2.5 Total	Bio- CO2	NBio- CO2	Total CO2	CH4	N2O	CO2e
Category	tons/yr										MT/yr					
Mitigated	0.0000	0.0000	0.0000	0.0000	0.0000	0.0000	0.0000	0.0000	0.0000	0.0000	0.0000	0.0000	0.0000	0.0000	0.0000	0.0000
Unmitigated	0.0000	0.0000	0.0000	0.0000	0.0000	0.0000	0.0000	0.0000	0.0000	0.0000	0.0000	0.0000	0.0000	0.0000	0.0000	0.0000

4.2 Trip Summary Information

	Average Daily Trip Rate			Unmitigated	Mitigated
Land Use	Weekday	Saturday	Sunday	Annual VMT	Annual VMT
User Defined Industrial	0.00	0.00	0.00		
Total	0.00	0.00	0.00		

4.3 Trip Type Information

	Miles			Trip %			Trip Purpose %		
Land Use	H-W or C-W	H-S or C-C	H-O or C-NW	H-W or C-	H-S or C-C	H-O or C-NW	Primary	Diverted	Pass-by
User Defined Industrial	9.50	7.30	7.30	0.00	0.00	0.00	0	0	0

LDA	LDT1	LDT2	MDV	LHD1	LHD2	MHD	HHD	OBUS	UBUS	MCY	SBUS	MH
0.513300	0.073549	0.191092	0.130830	0.036094	0.005140	0.012550	0.022916	0.001871	0.002062	0.006564	0.000586	0.003446

5.0 Energy Detail

4.4 Fleet Mix

Historical Energy Use: N

5.1 Mitigation Measures Energy

	ROG	NOx	CO	SO2	Fugitive PM10	Exhaust PM10	PM10 Total	Fugitive PM2.5	Exhaust PM2.5	PM2.5 Total	Bio- CO2	NBio- CO2	Total CO2	CH4	N2O	CO2e
Category	tons/yr										MT/yr					
Electricity Mitigated						0.0000	0.0000		0.0000	0.0000	0.0000	0.0000	0.0000	0.0000	0.0000	0.0000
Electricity Unmitigated						0.0000	0.0000		0.0000	0.0000	0.0000	0.0000	0.0000	0.0000	0.0000	0.0000
NaturalGas Mitigated	0.0000	0.0000	0.0000	0.0000		0.0000	0.0000		0.0000	0.0000	0.0000	0.0000	0.0000	0.0000	0.0000	0.0000

NaturalGas Unmitigated	0.0000	0.0000	0.0000	0.0000		0.0000	0.0000		0.0000	0.0000	0.0000	0.0000	0.0000	0.0000	0.0000	0.0000

5.2 Energy by Land Use - NaturalGas

Unmitigated

	NaturalGas Use	ROG	NOx	CO	SO2	Fugitive PM10	Exhaust PM10	PM10 Total	Fugitive PM2.5	Exhaust PM2.5	PM2.5 Total	Bio- CO2	NBio- CO2	Total CO2	CH4	N2O	CO2e
Land Use	kBTU/yr	tons/yr										MT/yr					
User Defined Industrial	0	0.0000	0.0000	0.0000	0.0000		0.0000	0.0000		0.0000	0.0000	0.0000	0.0000	0.0000	0.0000	0.0000	0.0000
Total		**0.0000**	**0.0000**	**0.0000**	**0.0000**		**0.0000**	**0.0000**		**0.0000**	**0.0000**	**0.0000**	**0.0000**	**0.0000**	**0.0000**	**0.0000**	**0.0000**

Mitigated

	NaturalGas Use	ROG	NOx	CO	SO2	Fugitive PM10	Exhaust PM10	PM10 Total	Fugitive PM2.5	Exhaust PM2.5	PM2.5 Total	Bio- CO2	NBio- CO2	Total CO2	CH4	N2O	CO2e
Land Use	kBTU/yr	tons/yr										MT/yr					
User Defined Industrial	0	0.0000	0.0000	0.0000	0.0000		0.0000	0.0000		0.0000	0.0000	0.0000	0.0000	0.0000	0.0000	0.0000	0.0000
Total		**0.0000**	**0.0000**	**0.0000**	**0.0000**		**0.0000**	**0.0000**		**0.0000**	**0.0000**	**0.0000**	**0.0000**	**0.0000**	**0.0000**	**0.0000**	**0.0000**

5.3 Energy by Land Use - Electricity

Unmitigated

	Electricity Use	Total CO2	CH4	N2O	CO2e
Land Use	kWh/yr	MT/yr			
User Defined Industrial	0	0.0000	0.0000	0.0000	0.0000
Total		**0.0000**	**0.0000**	**0.0000**	**0.0000**

Mitigated

	Electricity Use	Total CO2	CH4	N2O	CO2e
Land Use	kWh/yr	MT/yr			
User Defined Industrial	0	0.0000	0.0000	0.0000	0.0000
Total		**0.0000**	**0.0000**	**0.0000**	**0.0000**

6.0 Area Detail

6.1 Mitigation Measures Area

	ROG	NOx	CO	SO2	Fugitive PM10	Exhaust PM10	PM10 Total	Fugitive PM2.5	Exhaust PM2.5	PM2.5 Total	Bio- CO2	NBio- CO2	Total CO2	CH4	N2O	CO2e

Category	tons/yr										MT/yr					
Mitigated	0.0000	0.0000	1.0000e-005	0.0000		0.0000	0.0000		0.0000	0.0000	0.0000	2.0000e-005	2.0000e-005	0.0000	0.0000	2.0000e-005
Unmitigated	0.0000	0.0000	1.0000e-005	0.0000		0.0000	0.0000		0.0000	0.0000	0.0000	2.0000e-005	2.0000e-005	0.0000	0.0000	2.0000e-005

6.2 Area by SubCategory

Unmitigated

	ROG	NOx	CO	SO2	Fugitive PM10	Exhaust PM10	PM10 Total	Fugitive PM2.5	Exhaust PM2.5	PM2.5 Total	Bio- CO2	NBio- CO2	Total CO2	CH4	N2O	CO2e
SubCategory	tons/yr										MT/yr					
Architectural Coating	0.0000					0.0000	0.0000		0.0000	0.0000	0.0000	0.0000	0.0000	0.0000	0.0000	0.0000
Consumer Products	0.0000					0.0000	0.0000		0.0000	0.0000	0.0000	0.0000	0.0000	0.0000	0.0000	0.0000
Landscaping	0.0000	0.0000	1.0000e-005	0.0000		0.0000	0.0000		0.0000	0.0000	0.0000	2.0000e-005	2.0000e-005	0.0000	0.0000	2.0000e-005
Total	**0.0000**	**0.0000**	**1.0000e-005**	**0.0000**		**0.0000**	**0.0000**		**0.0000**	**0.0000**	**0.0000**	**2.0000e-005**	**2.0000e-005**	**0.0000**	**0.0000**	**2.0000e-005**

Mitigated

	ROG	NOx	CO	SO2	Fugitive PM10	Exhaust PM10	PM10 Total	Fugitive PM2.5	Exhaust PM2.5	PM2.5 Total	Bio- CO2	NBio- CO2	Total CO2	CH4	N2O	CO2e
SubCategory	tons/yr										MT/yr					
Architectural Coating	0.0000					0.0000	0.0000		0.0000	0.0000	0.0000	0.0000	0.0000	0.0000	0.0000	0.0000
Consumer Products	0.0000					0.0000	0.0000		0.0000	0.0000	0.0000	0.0000	0.0000	0.0000	0.0000	0.0000
Landscaping	0.0000	0.0000	1.0000e-005	0.0000		0.0000	0.0000		0.0000	0.0000	0.0000	2.0000e-005	2.0000e-005	0.0000	0.0000	2.0000e-005

Total	**0.0000**	**0.0000**	**1.0000e-005**	**0.0000**		**0.0000**	**0.0000**		**0.0000**	**0.0000**	**0.0000**	**2.0000e-005**	**2.0000e-005**	**0.0000**	**0.0000**	**2.0000e-005**

7.0 Water Detail

7.1 Mitigation Measures Water

	Total CO2	CH4	N2O	CO2e
Category	MT/yr			
Mitigated	0.0000	0.0000	0.0000	0.0000
Unmitigated	0.0000	0.0000	0.0000	0.0000

7.2 Water by Land Use

Unmitigated

	Indoor/Outdoor Use	Total CO2	CH4	N2O	CO2e
Land Use	Mgal	MT/yr			
User Defined Industrial	0 / 0	0.0000	0.0000	0.0000	0.0000
Total		**0.0000**	**0.0000**	**0.0000**	**0.0000**

Mitigated

	Indoor/Outdoor Use	Total CO2	CH4	N2O	CO2e
Land Use	Mgal	MT/yr			
User Defined Industrial	0 / 0	0.0000	0.0000	0.0000	0.0000
Total		**0.0000**	**0.0000**	**0.0000**	**0.0000**

8.0 Waste Detail

8.1 Mitigation Measures Waste

Category/Year

	Total CO2	CH4	N2O	CO2e
	MT/yr			
Mitigated	0.0000	0.0000	0.0000	0.0000
Unmitigated	0.0000	0.0000	0.0000	0.0000

8.2 Waste by Land Use

Unmitigated

	Waste Disposed	Total CO2	CH4	N2O	CO2e

Land Use	tons	MT/yr			
User Defined Industrial	0	0.0000	0.0000	0.0000	0.0000
Total		**0.0000**	**0.0000**	**0.0000**	**0.0000**

Mitigated

	Waste Disposed	Total CO2	CH4	N2O	CO2e
Land Use	tons	MT/yr			
User Defined Industrial	0	0.0000	0.0000	0.0000	0.0000
Total		**0.0000**	**0.0000**	**0.0000**	**0.0000**

9.0 Operational Offroad

Equipment Type	Number	Hours/Day	Days/Year	Horse Power	Load Factor	Fuel Type

10.0 Vegetation

Morena Pump Station Const

San Diego Air Basin, Annual

1.0 Project Characteristics

1.1 Land Usage

Land Uses	Size	Metric	Lot Acreage	Floor Surface Area	Population
User Defined Industrial	1.00	User Defined Unit	0.00	0.00	0

1.2 Other Project Characteristics

Urbanization	Urban	**Wind Speed (m/s)**	2.6	**Precipitation Freq (Days)**	40
Climate Zone	13			**Operational Year**	2020
Utility Company	San Diego Gas & Electric				
CO2 Intensity (lb/MWhr)	720.49	**CH4 Intensity (lb/MWhr)**	0.029	**N2O Intensity (lb/MWhr)**	0.006

1.3 User Entered Comments & Non-Default Data

Project Characteristics -

Land Use -

Construction Phase - Modified

Off-road Equipment - Modified

Off-road Equipment - Modified

Off-road Equipment - Modified

Off-road Equipment - Modified

Trips and VMT - Modified

Table Name	Column Name	Default Value	New Value
tblConstructionPhase	NumDays	0.00	233.00
tblConstructionPhase	NumDays	0.00	10.00

tblConstructionPhase	NumDays	0.00	10.00
tblConstructionPhase	NumDays	0.00	10.00
tblOffRoadEquipment	OffRoadEquipmentUnitAmount	4.00	0.00
tblOffRoadEquipment	OffRoadEquipmentUnitAmount	1.00	0.00
tblOffRoadEquipment	OffRoadEquipmentUnitAmount	1.00	0.00
tblOffRoadEquipment	OffRoadEquipmentUnitAmount	2.00	1.00
tblOffRoadEquipment	OffRoadEquipmentUnitAmount	1.00	0.00
tblOffRoadEquipment	OffRoadEquipmentUnitAmount	2.00	1.00
tblOffRoadEquipment	OffRoadEquipmentUnitAmount	2.00	1.00
tblOffRoadEquipment	OffRoadEquipmentUnitAmount	1.00	0.00
tblProjectCharacteristics	OperationalYear	2014	2020
tblTripsAndVMT	HaulingTripNumber	0.00	100.00
tblTripsAndVMT	VendorTripNumber	0.00	4.00
tblTripsAndVMT	VendorTripNumber	0.00	2.00
tblTripsAndVMT	WorkerTripNumber	0.00	8.00

2.0 Emissions Summary

2.1 Overall Construction

Unmitigated Construction

	ROG	NOx	CO	SO2	Fugitive PM10	Exhaust PM10	PM10 Total	Fugitive PM2.5	Exhaust PM2.5	PM2.5 Total	Bio- CO2	NBio- CO2	Total CO2	CH4	N2O	CO2e
Year	tons/yr										MT/yr					
2019	0.1468	1.0673	1.1295	1.7600e-003	0.0409	0.0633	0.1041	0.0205	0.0607	0.0812	0.0000	148.1943	148.1943	0.0294	0.0000	148.8120
2020	0.0785	0.5760	0.6626	1.0500e-003	3.7200e-003	0.0329	0.0366	1.0000e-003	0.0316	0.0326	0.0000	87.1149	87.1149	0.0175	0.0000	87.4816
Total	**0.2253**	**1.6432**	**1.7920**	**2.8100e-003**	**0.0446**	**0.0961**	**0.1407**	**0.0215**	**0.0923**	**0.1138**	**0.0000**	**235.3092**	**235.3092**	**0.0469**	**0.0000**	**236.2936**

Mitigated Construction

	ROG	NOx	CO	SO2	Fugitive PM10	Exhaust PM10	PM10 Total	Fugitive PM2.5	Exhaust PM2.5	PM2.5 Total	Bio- CO2	NBio- CO2	Total CO2	CH4	N2O	CO2e
Year	tons/yr										MT/yr					
2019	0.1468	1.0673	1.1295	1.7600e-003	0.0409	0.0633	0.1041	0.0205	0.0607	0.0812	0.0000	148.1941	148.1941	0.0294	0.0000	148.8119
2020	0.0785	0.5760	0.6626	1.0500e-003	3.7200e-003	0.0329	0.0366	1.0000e-003	0.0316	0.0326	0.0000	87.1148	87.1148	0.0175	0.0000	87.4815
Total	**0.2253**	**1.6432**	**1.7920**	**2.8100e-003**	**0.0446**	**0.0961**	**0.1407**	**0.0215**	**0.0923**	**0.1138**	**0.0000**	**235.3089**	**235.3089**	**0.0469**	**0.0000**	**236.2933**

	ROG	**NOx**	**CO**	**SO2**	**Fugitive PM10**	**Exhaust PM10**	**PM10 Total**	**Fugitive PM2.5**	**Exhaust PM2.5**	**PM2.5 Total**	**Bio- CO2**	**NBio-CO2**	**Total CO2**	**CH4**	**N20**	**CO2e**
Percent Reduction	**0.00**	**0.00**	**0.00**	**0.00**	**0.00**	**0.00**	**0.00**	**0.00**	**0.00**	**0.00**	**0.00**	**0.00**	**0.00**	**0.00**	**0.00**	**0.00**

2.2 Overall Operational

Unmitigated Operational

	ROG	NOx	CO	SO2	Fugitive PM10	Exhaust PM10	PM10 Total	Fugitive PM2.5	Exhaust PM2.5	PM2.5 Total	Bio- CO2	NBio- CO2	Total CO2	CH4	N2O	CO2e
Category	tons/yr										MT/yr					
Area	0.0000	0.0000	1.0000e-005	0.0000		0.0000	0.0000		0.0000	0.0000	0.0000	2.0000e-005	2.0000e-005	0.0000	0.0000	2.0000e-005
Energy	0.0000	0.0000	0.0000	0.0000		0.0000	0.0000		0.0000	0.0000	0.0000	0.0000	0.0000	0.0000	0.0000	0.0000
Mobile	0.0000	0.0000	0.0000	0.0000	0.0000	0.0000	0.0000	0.0000	0.0000	0.0000	0.0000	0.0000	0.0000	0.0000	0.0000	0.0000
Waste						0.0000	0.0000		0.0000	0.0000	0.0000	0.0000	0.0000	0.0000	0.0000	0.0000
Water						0.0000	0.0000		0.0000	0.0000	0.0000	0.0000	0.0000	0.0000	0.0000	0.0000
Total	**0.0000**	**0.0000**	**1.0000e-005**	**0.0000**	**0.0000**	**0.0000**	**0.0000**	**0.0000**	**0.0000**	**0.0000**	**0.0000**	**2.0000e-005**	**2.0000e-005**	**0.0000**	**0.0000**	**2.0000e-005**

Mitigated Operational

	ROG	NOx	CO	SO2	Fugitive PM10	Exhaust PM10	PM10 Total	Fugitive PM2.5	Exhaust PM2.5	PM2.5 Total	Bio- CO2	NBio- CO2	Total CO2	CH4	N2O	CO2e
Category	tons/yr										MT/yr					
Area	0.0000	0.0000	1.0000e-005	0.0000		0.0000	0.0000		0.0000	0.0000	0.0000	2.0000e-005	2.0000e-005	0.0000	0.0000	2.0000e-005
Energy	0.0000	0.0000	0.0000	0.0000		0.0000	0.0000		0.0000	0.0000	0.0000	0.0000	0.0000	0.0000	0.0000	0.0000
Mobile	0.0000	0.0000	0.0000	0.0000	0.0000	0.0000	0.0000	0.0000	0.0000	0.0000	0.0000	0.0000	0.0000	0.0000	0.0000	0.0000
Waste						0.0000	0.0000		0.0000	0.0000	0.0000	0.0000	0.0000	0.0000	0.0000	0.0000
Water						0.0000	0.0000		0.0000	0.0000	0.0000	0.0000	0.0000	0.0000	0.0000	0.0000
Total	**0.0000**	**0.0000**	**1.0000e-005**	**0.0000**	**0.0000**	**0.0000**	**0.0000**	**0.0000**	**0.0000**	**0.0000**	**0.0000**	**2.0000e-005**	**2.0000e-005**	**0.0000**	**0.0000**	**2.0000e-005**

	ROG	**NOx**	**CO**	**SO2**	**Fugitive PM10**	**Exhaust PM10**	**PM10 Total**	**Fugitive PM2.5**	**Exhaust PM2.5**	**PM2.5 Total**	**Bio- CO2**	**NBio-CO2**	**Total CO2**	**CH4**	**N20**	**CO2e**
Percent Reduction	**0.00**	**0.00**	**0.00**	**0.00**	**0.00**	**0.00**	**0.00**	**0.00**	**0.00**	**0.00**	**0.00**	**0.00**	**0.00**	**0.00**	**0.00**	**0.00**

3.0 Construction Detail

Construction Phase

Phase Number	Phase Name	Phase Type	Start Date	End Date	Num Days Week	Num Days	Phase Description
1	Site Preparation	Site Preparation	5/15/2019	5/28/2019	5	10	
2	Grading	Grading	5/29/2019	6/11/2019	5	10	
3	Building Construction	Building Construction	6/12/2019	5/1/2020	5	233	
4	Paving	Paving	5/2/2020	5/15/2020	5	10	

Acres of Grading (Site Preparation Phase): 0

Acres of Grading (Grading Phase): 0

Acres of Paving: 0

Residential Indoor: 0; Residential Outdoor: 0; Non-Residential Indoor: 0; Non-Residential Outdoor: 0 (Architectural Coating – sqft)

OffRoad Equipment

Phase Name	Offroad Equipment Type	Amount	Usage Hours	Horse Power	Load Factor
Site Preparation	Graders	0	8.00	174	0.41
Site Preparation	Rubber Tired Dozers	1	8.00	255	0.40
Site Preparation	Tractors/Loaders/Backhoes	1	8.00	97	0.37
Grading	Concrete/Industrial Saws	0	8.00	81	0.73
Grading	Rubber Tired Dozers	1	1.00	255	0.40
Grading	Tractors/Loaders/Backhoes	1	6.00	97	0.37
Building Construction	Cranes	0	4.00	226	0.29
Building Construction	Excavators	1	8.00	162	0.38
Building Construction	Forklifts	1	6.00	89	0.20
Building Construction	Pumps	1	8.00	84	0.74
Building Construction	Tractors/Loaders/Backhoes	1	8.00	97	0.37
Building Construction	Welders	2	8.00	46	0.45
Paving	Cement and Mortar Mixers	0	6.00	9	0.56
Paving	Pavers	1	7.00	125	0.42
Paving	Paving Equipment	1	8.00	130	0.36
Paving	Rollers	1	7.00	80	0.38
Paving	Tractors/Loaders/Backhoes	0	7.00	97	0.37

Trips and VMT

Phase Name	Offroad Equipment Count	Worker Trip Number	Vendor Trip Number	Hauling Trip Number	Worker Trip Length	Vendor Trip Length	Hauling Trip Length	Worker Vehicle Class	Vendor Vehicle Class	Hauling Vehicle Class
Site Preparation	2	5.00	4.00	0.00	10.80	7.30	20.00	LD_Mix	HDT_Mix	HHDT
Grading	2	5.00	0.00	100.00	10.80	7.30	20.00	LD_Mix	HDT_Mix	HHDT
Building Construction	6	8.00	2.00	0.00	10.80	7.30	20.00	LD_Mix	HDT_Mix	HHDT

Paving	3	8.00	0.00	0.00	10.80	7.30	20.00	LD_Mix	HDT_Mix	HHDT

3.1 Mitigation Measures Construction

3.2 Site Preparation - 2019

Unmitigated Construction On-Site

	ROG	NOx	CO	SO2	Fugitive PM10	Exhaust PM10	PM10 Total	Fugitive PM2.5	Exhaust PM2.5	PM2.5 Total	Bio- CO2	NBio- CO2	Total CO2	CH4	N2O	CO2e
Category	tons/yr										MT/yr					
Fugitive Dust					0.0301	0.0000	0.0301	0.0166	0.0000	0.0166	0.0000	0.0000	0.0000	0.0000	0.0000	0.0000
Off-Road	6.3100e-003	0.0670	0.0542	6.0000e-005		3.3200e-003	3.3200e-003		3.0600e-003	3.0600e-003	0.0000	5.3965	5.3965	1.7100e-003	0.0000	5.4324
Total	**6.3100e-003**	**0.0670**	**0.0542**	**6.0000e-005**	**0.0301**	**3.3200e-003**	**0.0334**	**0.0166**	**3.0600e-003**	**0.0196**	**0.0000**	**5.3965**	**5.3965**	**1.7100e-003**	**0.0000**	**5.4324**

Unmitigated Construction Off-Site

	ROG	NOx	CO	SO2	Fugitive PM10	Exhaust PM10	PM10 Total	Fugitive PM2.5	Exhaust PM2.5	PM2.5 Total	Bio- CO2	NBio- CO2	Total CO2	CH4	N2O	CO2e
Category	tons/yr										MT/yr					
Hauling	0.0000	0.0000	0.0000	0.0000	0.0000	0.0000	0.0000	0.0000	0.0000	0.0000	0.0000	0.0000	0.0000	0.0000	0.0000	0.0000
Vendor	1.8000e-004	1.4400e-003	2.3600e-003	0.0000	1.3000e-004	2.0000e-005	1.5000e-004	4.0000e-005	2.0000e-005	6.0000e-005	0.0000	0.4097	0.4097	0.0000	0.0000	0.4098
Worker	7.0000e-005	9.0000e-005	8.1000e-004	0.0000	2.0000e-004	0.0000	2.0000e-004	5.0000e-005	0.0000	5.0000e-005	0.0000	0.1666	0.1666	1.0000e-005	0.0000	0.1668
Total	**2.5000e-004**	**1.5300e-003**	**3.1700e-003**	**0.0000**	**3.3000e-004**	**2.0000e-005**	**3.5000e-004**	**9.0000e-005**	**2.0000e-005**	**1.1000e-004**	**0.0000**	**0.5763**	**0.5763**	**1.0000e-005**	**0.0000**	**0.5766**

Mitigated Construction On-Site

	ROG	NOx	CO	SO2	Fugitive PM10	Exhaust PM10	PM10 Total	Fugitive PM2.5	Exhaust PM2.5	PM2.5 Total	Bio- CO2	NBio- CO2	Total CO2	CH4	N2O	CO2e
Category	tons/yr										MT/yr					
Fugitive Dust					0.0301	0.0000	0.0301	0.0166	0.0000	0.0166	0.0000	0.0000	0.0000	0.0000	0.0000	0.0000
Off-Road	6.3100e-003	0.0670	0.0542	6.0000e-005		3.3200e-003	3.3200e-003		3.0600e-003	3.0600e-003	0.0000	5.3965	5.3965	1.7100e-003	0.0000	5.4324
Total	**6.3100e-003**	**0.0670**	**0.0542**	**6.0000e-005**	**0.0301**	**3.3200e-003**	**0.0334**	**0.0166**	**3.0600e-003**	**0.0196**	**0.0000**	**5.3965**	**5.3965**	**1.7100e-003**	**0.0000**	**5.4324**

Mitigated Construction Off-Site

	ROG	NOx	CO	SO2	Fugitive PM10	Exhaust PM10	PM10 Total	Fugitive PM2.5	Exhaust PM2.5	PM2.5 Total	Bio- CO2	NBio- CO2	Total CO2	CH4	N2O	CO2e
Category	tons/yr										MT/yr					
Hauling	0.0000	0.0000	0.0000	0.0000	0.0000	0.0000	0.0000	0.0000	0.0000	0.0000	0.0000	0.0000	0.0000	0.0000	0.0000	0.0000
Vendor	1.8000e-004	1.4400e-003	2.3600e-003	0.0000	1.3000e-004	2.0000e-005	1.5000e-004	4.0000e-005	2.0000e-005	6.0000e-005	0.0000	0.4097	0.4097	0.0000	0.0000	0.4098
Worker	7.0000e-005	9.0000e-005	8.1000e-004	0.0000	2.0000e-004	0.0000	2.0000e-004	5.0000e-005	0.0000	5.0000e-005	0.0000	0.1666	0.1666	1.0000e-005	0.0000	0.1668
Total	**2.5000e-004**	**1.5300e-003**	**3.1700e-003**	**0.0000**	**3.3000e-004**	**2.0000e-005**	**3.5000e-004**	**9.0000e-005**	**2.0000e-005**	**1.1000e-004**	**0.0000**	**0.5763**	**0.5763**	**1.0000e-005**	**0.0000**	**0.5766**

3.3 Grading - 2019

Unmitigated Construction On-Site

	ROG	NOx	CO	SO2	Fugitive PM10	Exhaust PM10	PM10 Total	Fugitive PM2.5	Exhaust PM2.5	PM2.5 Total	Bio- CO2	NBio- CO2	Total CO2	CH4	N2O	CO2e

Category	tons/yr										MT/yr					
Fugitive Dust					3.7600e-003	0.0000	3.7600e-003	2.0700e-003	0.0000	2.0700e-003	0.0000	0.0000	0.0000	0.0000	0.0000	0.0000
Off-Road	1.5200e-003	0.0157	0.0140	2.0000e-005		9.0000e-004	9.0000e-004		8.3000e-004	8.3000e-004	0.0000	1.5464	1.5464	4.9000e-004	0.0000	1.5567
Total	**1.5200e-003**	**0.0157**	**0.0140**	**2.0000e-005**	**3.7600e-003**	**9.0000e-004**	**4.6600e-003**	**2.0700e-003**	**8.3000e-004**	**2.9000e-003**	**0.0000**	**1.5464**	**1.5464**	**4.9000e-004**	**0.0000**	**1.5567**

Unmitigated Construction Off-Site

	ROG	NOx	CO	SO2	Fugitive PM10	Exhaust PM10	PM10 Total	Fugitive PM2.5	Exhaust PM2.5	PM2.5 Total	Bio- CO2	NBio- CO2	Total CO2	CH4	N2O	CO2e
Category	tons/yr										MT/yr					
Hauling	9.1000e-004	0.0107	0.0108	4.0000e-005	8.5000e-004	1.6000e-004	1.0200e-003	2.3000e-004	1.5000e-004	3.8000e-004	0.0000	3.2431	3.2431	2.0000e-005	0.0000	3.2435
Vendor	0.0000	0.0000	0.0000	0.0000	0.0000	0.0000	0.0000	0.0000	0.0000	0.0000	0.0000	0.0000	0.0000	0.0000	0.0000	0.0000
Worker	7.0000e-005	9.0000e-005	8.1000e-004	0.0000	2.0000e-004	0.0000	2.0000e-004	5.0000e-005	0.0000	5.0000e-005	0.0000	0.1666	0.1666	1.0000e-005	0.0000	0.1668
Total	**9.8000e-004**	**0.0108**	**0.0116**	**4.0000e-005**	**1.0500e-003**	**1.6000e-004**	**1.2200e-003**	**2.8000e-004**	**1.5000e-004**	**4.3000e-004**	**0.0000**	**3.4097**	**3.4097**	**3.0000e-005**	**0.0000**	**3.4103**

Mitigated Construction On-Site

	ROG	NOx	CO	SO2	Fugitive PM10	Exhaust PM10	PM10 Total	Fugitive PM2.5	Exhaust PM2.5	PM2.5 Total	Bio- CO2	NBio- CO2	Total CO2	CH4	N2O	CO2e
Category	tons/yr										MT/yr					
Fugitive Dust					3.7600e-003	0.0000	3.7600e-003	2.0700e-003	0.0000	2.0700e-003	0.0000	0.0000	0.0000	0.0000	0.0000	0.0000
Off-Road	1.5200e-003	0.0157	0.0140	2.0000e-005		9.0000e-004	9.0000e-004		8.3000e-004	8.3000e-004	0.0000	1.5464	1.5464	4.9000e-004	0.0000	1.5567

Total	**1.5200e-003**	**0.0157**	**0.0140**	**2.0000e-005**	**3.7600e-003**	**9.0000e-004**	**4.6600e-003**	**2.0700e-003**	**8.3000e-004**	**2.9000e-003**	**0.0000**	**1.5464**	**1.5464**	**4.9000e-004**	**0.0000**	**1.5567**

Mitigated Construction Off-Site

	ROG	NOx	CO	SO2	Fugitive PM10	Exhaust PM10	PM10 Total	Fugitive PM2.5	Exhaust PM2.5	PM2.5 Total	Bio- CO2	NBio- CO2	Total CO2	CH4	N2O	CO2e
Category	tons/yr										MT/yr					
Hauling	9.1000e-004	0.0107	0.0108	4.0000e-005	8.5000e-004	1.6000e-004	1.0200e-003	2.3000e-004	1.5000e-004	3.8000e-004	0.0000	3.2431	3.2431	2.0000e-005	0.0000	3.2435
Vendor	0.0000	0.0000	0.0000	0.0000	0.0000	0.0000	0.0000	0.0000	0.0000	0.0000	0.0000	0.0000	0.0000	0.0000	0.0000	0.0000
Worker	7.0000e-005	9.0000e-005	8.1000e-004	0.0000	2.0000e-004	0.0000	2.0000e-004	5.0000e-005	0.0000	5.0000e-005	0.0000	0.1666	0.1666	1.0000e-005	0.0000	0.1668
Total	**9.8000e-004**	**0.0108**	**0.0116**	**4.0000e-005**	**1.0500e-003**	**1.6000e-004**	**1.2200e-003**	**2.8000e-004**	**1.5000e-004**	**4.3000e-004**	**0.0000**	**3.4097**	**3.4097**	**3.0000e-005**	**0.0000**	**3.4103**

3.4 Building Construction - 2019

Unmitigated Construction On-Site

	ROG	NOx	CO	SO2	Fugitive PM10	Exhaust PM10	PM10 Total	Fugitive PM2.5	Exhaust PM2.5	PM2.5 Total	Bio- CO2	NBio- CO2	Total CO2	CH4	N2O	CO2e
Category	tons/yr										MT/yr					
Off-Road	0.1349	0.9600	1.0106	1.5400e-003		0.0586	0.0586		0.0565	0.0565	0.0000	130.4295	130.4295	0.0270	0.0000	130.9958
Total	**0.1349**	**0.9600**	**1.0106**	**1.5400e-003**		**0.0586**	**0.0586**		**0.0565**	**0.0565**	**0.0000**	**130.4295**	**130.4295**	**0.0270**	**0.0000**	**130.9958**

Unmitigated Construction Off-Site

	ROG	NOx	CO	SO2	Fugitive PM10	Exhaust PM10	PM10 Total	Fugitive PM2.5	Exhaust PM2.5	PM2.5 Total	Bio- CO2	NBio- CO2	Total CO2	CH4	N2O	CO2e
Category	tons/yr										MT/yr					
Hauling	0.0000	0.0000	0.0000	0.0000	0.0000	0.0000	0.0000	0.0000	0.0000	0.0000	0.0000	0.0000	0.0000	0.0000	0.0000	0.0000
Vendor	1.3200e-003	0.0104	0.0171	3.0000e-005	9.4000e-004	1.6000e-004	1.1000e-003	2.7000e-004	1.4000e-004	4.1000e-004	0.0000	2.9705	2.9705	2.0000e-005	0.0000	2.9710
Worker	1.5200e-003	2.0100e-003	0.0188	6.0000e-005	4.6500e-003	3.0000e-005	4.6800e-003	1.2400e-003	3.0000e-005	1.2700e-003	0.0000	3.8654	3.8654	1.9000e-004	0.0000	3.8693
Total	**2.8400e-003**	**0.0124**	**0.0359**	**9.0000e-005**	**5.5900e-003**	**1.9000e-004**	**5.7800e-003**	**1.5100e-003**	**1.7000e-004**	**1.6800e-003**	**0.0000**	**6.8359**	**6.8359**	**2.1000e-004**	**0.0000**	**6.8403**

Mitigated Construction On-Site

	ROG	NOx	CO	SO2	Fugitive PM10	Exhaust PM10	PM10 Total	Fugitive PM2.5	Exhaust PM2.5	PM2.5 Total	Bio- CO2	NBio- CO2	Total CO2	CH4	N2O	CO2e
Category	tons/yr										MT/yr					
Off-Road	0.1349	0.9600	1.0106	1.5400e-003		0.0586	0.0586		0.0565	0.0565	0.0000	130.4293	130.4293	0.0270	0.0000	130.9956
Total	**0.1349**	**0.9600**	**1.0106**	**1.5400e-003**		**0.0586**	**0.0586**		**0.0565**	**0.0565**	**0.0000**	**130.4293**	**130.4293**	**0.0270**	**0.0000**	**130.9956**

Mitigated Construction Off-Site

	ROG	NOx	CO	SO2	Fugitive PM10	Exhaust PM10	PM10 Total	Fugitive PM2.5	Exhaust PM2.5	PM2.5 Total	Bio- CO2	NBio- CO2	Total CO2	CH4	N2O	CO2e
Category	tons/yr										MT/yr					

Hauling	0.0000	0.0000	0.0000	0.0000	0.0000	0.0000	0.0000	0.0000	0.0000	0.0000	0.0000	0.0000	0.0000	0.0000	0.0000	0.0000
Vendor	1.3200e-003	0.0104	0.0171	3.0000e-005	9.4000e-004	1.6000e-004	1.1000e-003	2.7000e-004	1.4000e-004	4.1000e-004	0.0000	2.9705	2.9705	2.0000e-005	0.0000	2.9710
Worker	1.5200e-003	2.0100e-003	0.0188	6.0000e-005	4.6500e-003	3.0000e-005	4.6800e-003	1.2400e-003	3.0000e-005	1.2700e-003	0.0000	3.8654	3.8654	1.9000e-004	0.0000	3.8693
Total	**2.8400e-003**	**0.0124**	**0.0359**	**9.0000e-005**	**5.5900e-003**	**1.9000e-004**	**5.7800e-003**	**1.5100e-003**	**1.7000e-004**	**1.6800e-003**	**0.0000**	**6.8359**	**6.8359**	**2.1000e-004**	**0.0000**	**6.8403**

3.4 Building Construction - 2020

Unmitigated Construction On-Site

	ROG	NOx	CO	SO2	Fugitive PM10	Exhaust PM10	PM10 Total	Fugitive PM2.5	Exhaust PM2.5	PM2.5 Total	Bio- CO2	NBio- CO2	Total CO2	CH4	N2O	CO2e
Category	tons/yr										MT/yr					
Off-Road	0.0738	0.5378	0.6077	9.3000e-004		0.0311	0.0311		0.0299	0.0299	0.0000	78.3379	78.3379	0.0159	0.0000	78.6712
Total	**0.0738**	**0.5378**	**0.6077**	**9.3000e-004**		**0.0311**	**0.0311**		**0.0299**	**0.0299**	**0.0000**	**78.3379**	**78.3379**	**0.0159**	**0.0000**	**78.6712**

Unmitigated Construction Off-Site

	ROG	NOx	CO	SO2	Fugitive PM10	Exhaust PM10	PM10 Total	Fugitive PM2.5	Exhaust PM2.5	PM2.5 Total	Bio- CO2	NBio- CO2	Total CO2	CH4	N2O	CO2e
Category	tons/yr										MT/yr					
Hauling	0.0000	0.0000	0.0000	0.0000	0.0000	0.0000	0.0000	0.0000	0.0000	0.0000	0.0000	0.0000	0.0000	0.0000	0.0000	0.0000
Vendor	7.6000e-004	5.3800e-003	0.0100	2.0000e-005	5.7000e-004	9.0000e-005	6.6000e-004	1.6000e-004	8.0000e-005	2.4000e-004	0.0000	1.7616	1.7616	1.0000e-005	0.0000	1.7619
Worker	8.7000e-004	1.1400e-003	0.0107	3.0000e-005	2.8200e-003	2.0000e-005	2.8400e-003	7.5000e-004	2.0000e-005	7.7000e-004	0.0000	2.2514	2.2514	1.1000e-004	0.0000	2.2536
Total	**1.6300e-003**	**6.5200e-003**	**0.0207**	**5.0000e-005**	**3.3900e-003**	**1.1000e-004**	**3.5000e-003**	**9.1000e-004**	**1.0000e-004**	**1.0100e-003**	**0.0000**	**4.0129**	**4.0129**	**1.2000e-004**	**0.0000**	**4.0155**

Mitigated Construction On-Site

	ROG	NOx	CO	SO2	Fugitive PM10	Exhaust PM10	PM10 Total	Fugitive PM2.5	Exhaust PM2.5	PM2.5 Total	Bio- CO2	NBio- CO2	Total CO2	CH4	N2O	CO2e
Category	tons/yr										MT/yr					
Off-Road	0.0738	0.5378	0.6077	9.3000e-004		0.0311	0.0311		0.0299	0.0299	0.0000	78.3378	78.3378	0.0159	0.0000	78.6711
Total	**0.0738**	**0.5378**	**0.6077**	**9.3000e-004**		**0.0311**	**0.0311**		**0.0299**	**0.0299**	**0.0000**	**78.3378**	**78.3378**	**0.0159**	**0.0000**	**78.6711**

Mitigated Construction Off-Site

	ROG	NOx	CO	SO2	Fugitive PM10	Exhaust PM10	PM10 Total	Fugitive PM2.5	Exhaust PM2.5	PM2.5 Total	Bio- CO2	NBio- CO2	Total CO2	CH4	N2O	CO2e
Category	tons/yr										MT/yr					
Hauling	0.0000	0.0000	0.0000	0.0000	0.0000	0.0000	0.0000	0.0000	0.0000	0.0000	0.0000	0.0000	0.0000	0.0000	0.0000	0.0000
Vendor	7.6000e-004	5.3800e-003	0.0100	2.0000e-005	5.7000e-004	9.0000e-005	6.6000e-004	1.6000e-004	8.0000e-005	2.4000e-004	0.0000	1.7616	1.7616	1.0000e-005	0.0000	1.7619
Worker	8.7000e-004	1.1400e-003	0.0107	3.0000e-005	2.8200e-003	2.0000e-005	2.8400e-003	7.5000e-004	2.0000e-005	7.7000e-004	0.0000	2.2514	2.2514	1.1000e-004	0.0000	2.2536
Total	**1.6300e-003**	**6.5200e-003**	**0.0207**	**5.0000e-005**	**3.3900e-003**	**1.1000e-004**	**3.5000e-003**	**9.1000e-004**	**1.0000e-004**	**1.0100e-003**	**0.0000**	**4.0129**	**4.0129**	**1.2000e-004**	**0.0000**	**4.0155**

3.5 Paving - 2020

Unmitigated Construction On-Site

	ROG	NOx	CO	SO2	Fugitive PM10	Exhaust PM10	PM10 Total	Fugitive PM2.5	Exhaust PM2.5	PM2.5 Total	Bio- CO2	NBio- CO2	Total CO2	CH4	N2O	CO2e
Category	tons/yr										MT/yr					
Off-Road	3.0400e-003	0.0315	0.0330	5.0000e-005		1.6800e-003	1.6800e-003		1.5500e-003	1.5500e-003	0.0000	4.5083	4.5083	1.4600e-003	0.0000	4.5389
Paving	0.0000					0.0000	0.0000		0.0000	0.0000	0.0000	0.0000	0.0000	0.0000	0.0000	0.0000
Total	**3.0400e-003**	**0.0315**	**0.0330**	**5.0000e-005**		**1.6800e-003**	**1.6800e-003**		**1.5500e-003**	**1.5500e-003**	**0.0000**	**4.5083**	**4.5083**	**1.4600e-003**	**0.0000**	**4.5389**

Unmitigated Construction Off-Site

	ROG	NOx	CO	SO2	Fugitive PM10	Exhaust PM10	PM10 Total	Fugitive PM2.5	Exhaust PM2.5	PM2.5 Total	Bio- CO2	NBio- CO2	Total CO2	CH4	N2O	CO2e
Category	tons/yr										MT/yr					
Hauling	0.0000	0.0000	0.0000	0.0000	0.0000	0.0000	0.0000	0.0000	0.0000	0.0000	0.0000	0.0000	0.0000	0.0000	0.0000	0.0000
Vendor	0.0000	0.0000	0.0000	0.0000	0.0000	0.0000	0.0000	0.0000	0.0000	0.0000	0.0000	0.0000	0.0000	0.0000	0.0000	0.0000
Worker	1.0000e-004	1.3000e-004	1.2100e-003	0.0000	3.2000e-004	0.0000	3.2000e-004	9.0000e-005	0.0000	9.0000e-005	0.0000	0.2558	0.2558	1.0000e-005	0.0000	0.2561
Total	**1.0000e-004**	**1.3000e-004**	**1.2100e-003**	**0.0000**	**3.2000e-004**	**0.0000**	**3.2000e-004**	**9.0000e-005**	**0.0000**	**9.0000e-005**	**0.0000**	**0.2558**	**0.2558**	**1.0000e-005**	**0.0000**	**0.2561**

Mitigated Construction On-Site

	ROG	NOx	CO	SO2	Fugitive PM10	Exhaust PM10	PM10 Total	Fugitive PM2.5	Exhaust PM2.5	PM2.5 Total	Bio- CO2	NBio- CO2	Total CO2	CH4	N2O	CO2e
Category	tons/yr										MT/yr					
Off-Road	3.0400e-003	0.0315	0.0330	5.0000e-005		1.6800e-003	1.6800e-003		1.5500e-003	1.5500e-003	0.0000	4.5083	4.5083	1.4600e-003	0.0000	4.5389

Paving	0.0000					0.0000	0.0000		0.0000	0.0000	0.0000	0.0000	0.0000	0.0000	0.0000	0.0000
Total	**3.0400e-003**	**0.0315**	**0.0330**	**5.0000e-005**		**1.6800e-003**	**1.6800e-003**		**1.5500e-003**	**1.5500e-003**	**0.0000**	**4.5083**	**4.5083**	**1.4600e-003**	**0.0000**	**4.5389**

Mitigated Construction Off-Site

	ROG	NOx	CO	SO2	Fugitive PM10	Exhaust PM10	PM10 Total	Fugitive PM2.5	Exhaust PM2.5	PM2.5 Total	Bio- CO2	NBio- CO2	Total CO2	CH4	N2O	CO2e
Category	tons/yr										MT/yr					
Hauling	0.0000	0.0000	0.0000	0.0000	0.0000	0.0000	0.0000	0.0000	0.0000	0.0000	0.0000	0.0000	0.0000	0.0000	0.0000	0.0000
Vendor	0.0000	0.0000	0.0000	0.0000	0.0000	0.0000	0.0000	0.0000	0.0000	0.0000	0.0000	0.0000	0.0000	0.0000	0.0000	0.0000
Worker	1.0000e-004	1.3000e-004	1.2100e-003	0.0000	3.2000e-004	0.0000	3.2000e-004	9.0000e-005	0.0000	9.0000e-005	0.0000	0.2558	0.2558	1.0000e-005	0.0000	0.2561
Total	**1.0000e-004**	**1.3000e-004**	**1.2100e-003**	**0.0000**	**3.2000e-004**	**0.0000**	**3.2000e-004**	**9.0000e-005**	**0.0000**	**9.0000e-005**	**0.0000**	**0.2558**	**0.2558**	**1.0000e-005**	**0.0000**	**0.2561**

4.0 Operational Detail - Mobile

4.1 Mitigation Measures Mobile

	ROG	NOx	CO	SO2	Fugitive PM10	Exhaust PM10	PM10 Total	Fugitive PM2.5	Exhaust PM2.5	PM2.5 Total	Bio- CO2	NBio- CO2	Total CO2	CH4	N2O	CO2e
Category	tons/yr										MT/yr					
Mitigated	0.0000	0.0000	0.0000	0.0000	0.0000	0.0000	0.0000	0.0000	0.0000	0.0000	0.0000	0.0000	0.0000	0.0000	0.0000	0.0000
Unmitigated	0.0000	0.0000	0.0000	0.0000	0.0000	0.0000	0.0000	0.0000	0.0000	0.0000	0.0000	0.0000	0.0000	0.0000	0.0000	0.0000

4.2 Trip Summary Information

	Average Daily Trip Rate			Unmitigated	Mitigated
Land Use	Weekday	Saturday	Sunday	Annual VMT	Annual VMT
User Defined Industrial	0.00	0.00	0.00		
Total	0.00	0.00	0.00		

4.3 Trip Type Information

	Miles			Trip %			Trip Purpose %		
Land Use	H-W or C-W	H-S or C-C	H-O or C-NW	H-W or C-W	H-S or C-C	H-O or C-NW	Primary	Diverted	Pass-by
User Defined Industrial	9.50	7.30	7.30	0.00	0.00	0.00	0	0	0

LDA	LDT1	LDT2	MDV	LHD1	LHD2	MHD	HHD	OBUS	UBUS	MCY	SBUS	MH
0.513300	0.073549	0.191092	0.130830	0.036094	0.005140	0.012550	0.022916	0.001871	0.002062	0.006564	0.000586	0.003446

5.0 Energy Detail

4.4 Fleet Mix

Historical Energy Use: N

5.1 Mitigation Measures Energy

	ROG	NOx	CO	SO2	Fugitive PM10	Exhaust PM10	PM10 Total	Fugitive PM2.5	Exhaust PM2.5	PM2.5 Total	Bio- CO2	NBio- CO2	Total CO2	CH4	N2O	CO2e
Category	tons/yr										MT/yr					
Electricity Mitigated						0.0000	0.0000		0.0000	0.0000	0.0000	0.0000	0.0000	0.0000	0.0000	0.0000
Electricity Unmitigated						0.0000	0.0000		0.0000	0.0000	0.0000	0.0000	0.0000	0.0000	0.0000	0.0000
NaturalGas Mitigated	0.0000	0.0000	0.0000	0.0000		0.0000	0.0000		0.0000	0.0000	0.0000	0.0000	0.0000	0.0000	0.0000	0.0000
NaturalGas Unmitigated	0.0000	0.0000	0.0000	0.0000		0.0000	0.0000		0.0000	0.0000	0.0000	0.0000	0.0000	0.0000	0.0000	0.0000

5.2 Energy by Land Use - NaturalGas

Unmitigated

	NaturalGas Use	ROG	NOx	CO	SO2	Fugitive PM10	Exhaust PM10	PM10 Total	Fugitive PM2.5	Exhaust PM2.5	PM2.5 Total	Bio- CO2	NBio- CO2	Total CO2	CH4	N2O	CO2e
Land Use	kBTU/yr	tons/yr										MT/yr					
User Defined Industrial	0	0.0000	0.0000	0.0000	0.0000		0.0000	0.0000		0.0000	0.0000	0.0000	0.0000	0.0000	0.0000	0.0000	0.0000
Total		**0.0000**	**0.0000**	**0.0000**	**0.0000**		**0.0000**	**0.0000**		**0.0000**	**0.0000**	**0.0000**	**0.0000**	**0.0000**	**0.0000**	**0.0000**	**0.0000**

Mitigated

	NaturalGas Use	ROG	NOx	CO	SO2	Fugitive PM10	Exhaust PM10	PM10 Total	Fugitive PM2.5	Exhaust PM2.5	PM2.5 Total	Bio- CO2	NBio- CO2	Total CO2	CH4	N2O	CO2e
Land Use	kBTU/yr	tons/yr										MT/yr					
User Defined Industrial	0	0.0000	0.0000	0.0000	0.0000		0.0000	0.0000		0.0000	0.0000	0.0000	0.0000	0.0000	0.0000	0.0000	0.0000
Total		**0.0000**	**0.0000**	**0.0000**	**0.0000**		**0.0000**	**0.0000**		**0.0000**	**0.0000**	**0.0000**	**0.0000**	**0.0000**	**0.0000**	**0.0000**	**0.0000**

5.3 Energy by Land Use - Electricity

Unmitigated

	Electricity Use	Total CO2	CH4	N2O	CO2e
Land Use	kWh/yr	MT/yr			
User Defined Industrial	0	0.0000	0.0000	0.0000	0.0000
Total		**0.0000**	**0.0000**	**0.0000**	**0.0000**

Mitigated

	Electricity Use	Total CO2	CH4	N2O	CO2e
Land Use	kWh/yr	MT/yr			
User Defined Industrial	0	0.0000	0.0000	0.0000	0.0000
Total		**0.0000**	**0.0000**	**0.0000**	**0.0000**

6.0 Area Detail

6.1 Mitigation Measures Area

	ROG	NOx	CO	SO2	Fugitive PM10	Exhaust PM10	PM10 Total	Fugitive PM2.5	Exhaust PM2.5	PM2.5 Total	Bio- CO2	NBio- CO2	Total CO2	CH4	N2O	CO2e
Category	tons/yr										MT/yr					
Mitigated	0.0000	0.0000	1.0000e-005	0.0000		0.0000	0.0000		0.0000	0.0000	0.0000	2.0000e-005	2.0000e-005	0.0000	0.0000	2.0000e-005

Unmitigated	0.0000	0.0000	1.0000e-005	0.0000		0.0000	0.0000		0.0000	0.0000	0.0000	2.0000e-005	2.0000e-005	0.0000	0.0000	2.0000e-005

6.2 Area by SubCategory

Unmitigated

	ROG	NOx	CO	SO2	Fugitive PM10	Exhaust PM10	PM10 Total	Fugitive PM2.5	Exhaust PM2.5	PM2.5 Total	Bio- CO2	NBio- CO2	Total CO2	CH4	N2O	CO2e
SubCategory	tons/yr										MT/yr					
Architectural Coating	0.0000					0.0000	0.0000		0.0000	0.0000	0.0000	0.0000	0.0000	0.0000	0.0000	0.0000
Consumer Products	0.0000					0.0000	0.0000		0.0000	0.0000	0.0000	0.0000	0.0000	0.0000	0.0000	0.0000
Landscaping	0.0000	0.0000	1.0000e-005	0.0000		0.0000	0.0000		0.0000	0.0000	0.0000	2.0000e-005	2.0000e-005	0.0000	0.0000	2.0000e-005
Total	**0.0000**	**0.0000**	**1.0000e-005**	**0.0000**		**0.0000**	**0.0000**		**0.0000**	**0.0000**	**0.0000**	**2.0000e-005**	**2.0000e-005**	**0.0000**	**0.0000**	**2.0000e-005**

Mitigated

	ROG	NOx	CO	SO2	Fugitive PM10	Exhaust PM10	PM10 Total	Fugitive PM2.5	Exhaust PM2.5	PM2.5 Total	Bio- CO2	NBio- CO2	Total CO2	CH4	N2O	CO2e
SubCategory	tons/yr										MT/yr					
Architectural Coating	0.0000					0.0000	0.0000		0.0000	0.0000	0.0000	0.0000	0.0000	0.0000	0.0000	0.0000
Consumer Products	0.0000					0.0000	0.0000		0.0000	0.0000	0.0000	0.0000	0.0000	0.0000	0.0000	0.0000
Landscaping	0.0000	0.0000	1.0000e-005	0.0000		0.0000	0.0000		0.0000	0.0000	0.0000	2.0000e-005	2.0000e-005	0.0000	0.0000	2.0000e-005
Total	**0.0000**	**0.0000**	**1.0000e-005**	**0.0000**		**0.0000**	**0.0000**		**0.0000**	**0.0000**	**0.0000**	**2.0000e-005**	**2.0000e-005**	**0.0000**	**0.0000**	**2.0000e-005**

7.0 Water Detail

7.1 Mitigation Measures Water

	Total CO2	CH4	N2O	CO2e
Category	MT/yr			
Mitigated	0.0000	0.0000	0.0000	0.0000
Unmitigated	0.0000	0.0000	0.0000	0.0000

7.2 Water by Land Use

Unmitigated

	Indoor/Outdoor Use	Total CO2	CH4	N2O	CO2e
Land Use	Mgal	MT/yr			
User Defined Industrial	0 / 0	0.0000	0.0000	0.0000	0.0000
Total		**0.0000**	**0.0000**	**0.0000**	**0.0000**

Mitigated

	Indoor/Outdoor Use	Total CO2	CH4	N2O	CO2e

Land Use	Mgal	MT/yr			
User Defined Industrial	0 / 0	0.0000	0.0000	0.0000	0.0000
Total		**0.0000**	**0.0000**	**0.0000**	**0.0000**

8.0 Waste Detail

8.1 Mitigation Measures Waste

Category/Year

	Total CO2	CH4	N2O	CO2e
	MT/yr			
Mitigated	0.0000	0.0000	0.0000	0.0000
Unmitigated	0.0000	0.0000	0.0000	0.0000

8.2 Waste by Land Use

Unmitigated

	Waste Disposed	Total CO2	CH4	N2O	CO2e
Land Use	tons	MT/yr			
User Defined Industrial	0	0.0000	0.0000	0.0000	0.0000

Total		**0.0000**	**0.0000**	**0.0000**	**0.0000**

Mitigated

	Waste Disposed	Total CO2	CH4	N2O	CO2e
Land Use	tons	MT/yr			
User Defined Industrial	0	0.0000	0.0000	0.0000	0.0000
Total		**0.0000**	**0.0000**	**0.0000**	**0.0000**

9.0 Operational Offroad

Equipment Type	Number	Hours/Day	Days/Year	Horse Power	Load Factor	Fuel Type

10.0 Vegetation

San Vicente Pump Station Const

San Diego Air Basin, Annual

1.0 Project Characteristics

1.1 Land Usage

Land Uses	Size	Metric	Lot Acreage	Floor Surface Area	Population
User Defined Industrial	1.00	User Defined Unit	0.00	0.00	0

1.2 Other Project Characteristics

Urbanization	Urban	**Wind Speed (m/s)**	2.6	**Precipitation Freq (Days)**	40
Climate Zone	13			**Operational Year**	2020
Utility Company	San Diego Gas & Electric				
CO2 Intensity (lb/MWhr)	720.49	**CH4 Intensity (lb/MWhr)**	0.029	**N2O Intensity (lb/MWhr)**	0.006

1.3 User Entered Comments & Non-Default Data

Project Characteristics -

Land Use -

Construction Phase - Modified

Off-road Equipment - Modified

Off-road Equipment - Modified

Off-road Equipment - Modified

Off-road Equipment - Modified

Trips and VMT - Modified

Table Name	Column Name	Default Value	New Value
tblConstructionPhase	NumDays	0.00	233.00
tblConstructionPhase	NumDays	0.00	10.00

tblConstructionPhase	NumDays	0.00	10.00
tblConstructionPhase	NumDays	0.00	10.00
tblOffRoadEquipment	OffRoadEquipmentUnitAmount	4.00	0.00
tblOffRoadEquipment	OffRoadEquipmentUnitAmount	1.00	0.00
tblOffRoadEquipment	OffRoadEquipmentUnitAmount	1.00	0.00
tblOffRoadEquipment	OffRoadEquipmentUnitAmount	2.00	1.00
tblOffRoadEquipment	OffRoadEquipmentUnitAmount	1.00	0.00
tblOffRoadEquipment	OffRoadEquipmentUnitAmount	2.00	1.00
tblOffRoadEquipment	OffRoadEquipmentUnitAmount	2.00	1.00
tblOffRoadEquipment	OffRoadEquipmentUnitAmount	1.00	0.00
tblProjectCharacteristics	OperationalYear	2014	2020
tblTripsAndVMT	HaulingTripNumber	0.00	100.00
tblTripsAndVMT	VendorTripNumber	0.00	4.00
tblTripsAndVMT	VendorTripNumber	0.00	2.00
tblTripsAndVMT	WorkerTripNumber	0.00	8.00

2.0 Emissions Summary

2.1 Overall Construction

Unmitigated Construction

	ROG	NOx	CO	SO2	Fugitive PM10	Exhaust PM10	PM10 Total	Fugitive PM2.5	Exhaust PM2.5	PM2.5 Total	Bio- CO2	NBio- CO2	Total CO2	CH4	N2O	CO2e
Year	tons/yr										MT/yr					
2019	0.1468	1.0673	1.1295	1.7600e-003	0.0409	0.0633	0.1041	0.0205	0.0607	0.0812	0.0000	148.1943	148.1943	0.0294	0.0000	148.8120
2020	0.0785	0.5760	0.6626	1.0500e-003	3.7200e-003	0.0329	0.0366	1.0000e-003	0.0316	0.0326	0.0000	87.1149	87.1149	0.0175	0.0000	87.4816
Total	**0.2253**	**1.6432**	**1.7920**	**2.8100e-003**	**0.0446**	**0.0961**	**0.1407**	**0.0215**	**0.0923**	**0.1138**	**0.0000**	**235.3092**	**235.3092**	**0.0469**	**0.0000**	**236.2936**

Mitigated Construction

	ROG	NOx	CO	SO2	Fugitive PM10	Exhaust PM10	PM10 Total	Fugitive PM2.5	Exhaust PM2.5	PM2.5 Total	Bio- CO2	NBio- CO2	Total CO2	CH4	N2O	CO2e
Year	tons/yr										MT/yr					
2019	0.1468	1.0673	1.1295	1.7600e-003	0.0409	0.0633	0.1041	0.0205	0.0607	0.0812	0.0000	148.1941	148.1941	0.0294	0.0000	148.8119
2020	0.0785	0.5760	0.6626	1.0500e-003	3.7200e-003	0.0329	0.0366	1.0000e-003	0.0316	0.0326	0.0000	87.1148	87.1148	0.0175	0.0000	87.4815
Total	**0.2253**	**1.6432**	**1.7920**	**2.8100e-003**	**0.0446**	**0.0961**	**0.1407**	**0.0215**	**0.0923**	**0.1138**	**0.0000**	**235.3089**	**235.3089**	**0.0469**	**0.0000**	**236.2933**

	ROG	**NOx**	**CO**	**SO2**	**Fugitive PM10**	**Exhaust PM10**	**PM10 Total**	**Fugitive PM2.5**	**Exhaust PM2.5**	**PM2.5 Total**	**Bio- CO2**	**NBio-CO2**	**Total CO2**	**CH4**	**N20**	**CO2e**
Percent Reduction	**0.00**	**0.00**	**0.00**	**0.00**	**0.00**	**0.00**	**0.00**	**0.00**	**0.00**	**0.00**	**0.00**	**0.00**	**0.00**	**0.00**	**0.00**	**0.00**

2.2 Overall Operational

Unmitigated Operational

	ROG	NOx	CO	SO2	Fugitive PM10	Exhaust PM10	PM10 Total	Fugitive PM2.5	Exhaust PM2.5	PM2.5 Total	Bio- CO2	NBio- CO2	Total CO2	CH4	N2O	CO2e
Category	tons/yr										MT/yr					
Area	0.0000	0.0000	1.0000e-005	0.0000		0.0000	0.0000		0.0000	0.0000	0.0000	2.0000e-005	2.0000e-005	0.0000	0.0000	2.0000e-005
Energy	0.0000	0.0000	0.0000	0.0000		0.0000	0.0000		0.0000	0.0000	0.0000	0.0000	0.0000	0.0000	0.0000	0.0000
Mobile	0.0000	0.0000	0.0000	0.0000	0.0000	0.0000	0.0000	0.0000	0.0000	0.0000	0.0000	0.0000	0.0000	0.0000	0.0000	0.0000
Waste						0.0000	0.0000		0.0000	0.0000	0.0000	0.0000	0.0000	0.0000	0.0000	0.0000
Water						0.0000	0.0000		0.0000	0.0000	0.0000	0.0000	0.0000	0.0000	0.0000	0.0000
Total	**0.0000**	**0.0000**	**1.0000e-005**	**0.0000**	**0.0000**	**0.0000**	**0.0000**	**0.0000**	**0.0000**	**0.0000**	**0.0000**	**2.0000e-005**	**2.0000e-005**	**0.0000**	**0.0000**	**2.0000e-005**

Mitigated Operational

	ROG	NOx	CO	SO2	Fugitive PM10	Exhaust PM10	PM10 Total	Fugitive PM2.5	Exhaust PM2.5	PM2.5 Total	Bio- CO2	NBio- CO2	Total CO2	CH4	N2O	CO2e
Category	tons/yr										MT/yr					
Area	0.0000	0.0000	1.0000e-005	0.0000		0.0000	0.0000		0.0000	0.0000	0.0000	2.0000e-005	2.0000e-005	0.0000	0.0000	2.0000e-005
Energy	0.0000	0.0000	0.0000	0.0000		0.0000	0.0000		0.0000	0.0000	0.0000	0.0000	0.0000	0.0000	0.0000	0.0000
Mobile	0.0000	0.0000	0.0000	0.0000	0.0000	0.0000	0.0000	0.0000	0.0000	0.0000	0.0000	0.0000	0.0000	0.0000	0.0000	0.0000
Waste						0.0000	0.0000		0.0000	0.0000	0.0000	0.0000	0.0000	0.0000	0.0000	0.0000
Water						0.0000	0.0000		0.0000	0.0000	0.0000	0.0000	0.0000	0.0000	0.0000	0.0000
Total	**0.0000**	**0.0000**	**1.0000e-005**	**0.0000**	**0.0000**	**0.0000**	**0.0000**	**0.0000**	**0.0000**	**0.0000**	**0.0000**	**2.0000e-005**	**2.0000e-005**	**0.0000**	**0.0000**	**2.0000e-005**

	ROG	**NOx**	**CO**	**SO2**	**Fugitive PM10**	**Exhaust PM10**	**PM10 Total**	**Fugitive PM2.5**	**Exhaust PM2.5**	**PM2.5 Total**	**Bio- CO2**	**NBio-CO2**	**Total CO2**	**CH4**	**N20**	**CO2e**
Percent Reduction	**0.00**	**0.00**	**0.00**	**0.00**	**0.00**	**0.00**	**0.00**	**0.00**	**0.00**	**0.00**	**0.00**	**0.00**	**0.00**	**0.00**	**0.00**	**0.00**

3.0 Construction Detail

Construction Phase

Phase Number	Phase Name	Phase Type	Start Date	End Date	Num Days Week	Num Days	Phase Description
1	Site Preparation	Site Preparation	5/15/2019	5/28/2019	5	10	
2	Grading	Grading	5/29/2019	6/11/2019	5	10	
3	Building Construction	Building Construction	6/12/2019	5/1/2020	5	233	
4	Paving	Paving	5/2/2020	5/15/2020	5	10	

Acres of Grading (Site Preparation Phase): 0

Acres of Grading (Grading Phase): 0

Acres of Paving: 0

Residential Indoor: 0; Residential Outdoor: 0; Non-Residential Indoor: 0; Non-Residential Outdoor: 0 (Architectural Coating – sqft)

OffRoad Equipment

Phase Name	Offroad Equipment Type	Amount	Usage Hours	Horse Power	Load Factor
Site Preparation	Graders	0	8.00	174	0.41
Site Preparation	Rubber Tired Dozers	1	8.00	255	0.40
Site Preparation	Tractors/Loaders/Backhoes	1	8.00	97	0.37
Grading	Concrete/Industrial Saws	0	8.00	81	0.73
Grading	Rubber Tired Dozers	1	1.00	255	0.40
Grading	Tractors/Loaders/Backhoes	1	6.00	97	0.37
Building Construction	Cranes	0	4.00	226	0.29
Building Construction	Excavators	1	8.00	162	0.38
Building Construction	Forklifts	1	6.00	89	0.20
Building Construction	Pumps	1	8.00	84	0.74
Building Construction	Tractors/Loaders/Backhoes	1	8.00	97	0.37
Building Construction	Welders	2	8.00	46	0.45
Paving	Cement and Mortar Mixers	0	6.00	9	0.56
Paving	Pavers	1	7.00	125	0.42
Paving	Paving Equipment	1	8.00	130	0.36
Paving	Rollers	1	7.00	80	0.38
Paving	Tractors/Loaders/Backhoes	0	7.00	97	0.37

Trips and VMT

Phase Name	Offroad Equipment Count	Worker Trip Number	Vendor Trip Number	Hauling Trip Number	Worker Trip Length	Vendor Trip Length	Hauling Trip Length	Worker Vehicle Class	Vendor Vehicle Class	Hauling Vehicle Class
Site Preparation	2	5.00	4.00	0.00	10.80	7.30	20.00	LD_Mix	HDT_Mix	HHDT
Grading	2	5.00	0.00	100.00	10.80	7.30	20.00	LD_Mix	HDT_Mix	HHDT
Building Construction	6	8.00	2.00	0.00	10.80	7.30	20.00	LD_Mix	HDT_Mix	HHDT

Paving	3	8.00	0.00	0.00	10.80	7.30	20.00	LD_Mix	HDT_Mix	HHDT

3.1 Mitigation Measures Construction

3.2 Site Preparation - 2019

Unmitigated Construction On-Site

	ROG	NOx	CO	SO2	Fugitive PM10	Exhaust PM10	PM10 Total	Fugitive PM2.5	Exhaust PM2.5	PM2.5 Total	Bio- CO2	NBio- CO2	Total CO2	CH4	N2O	CO2e
Category	tons/yr										MT/yr					
Fugitive Dust					0.0301	0.0000	0.0301	0.0166	0.0000	0.0166	0.0000	0.0000	0.0000	0.0000	0.0000	0.0000
Off-Road	6.3100e-003	0.0670	0.0542	6.0000e-005		3.3200e-003	3.3200e-003		3.0600e-003	3.0600e-003	0.0000	5.3965	5.3965	1.7100e-003	0.0000	5.4324
Total	**6.3100e-003**	**0.0670**	**0.0542**	**6.0000e-005**	**0.0301**	**3.3200e-003**	**0.0334**	**0.0166**	**3.0600e-003**	**0.0196**	**0.0000**	**5.3965**	**5.3965**	**1.7100e-003**	**0.0000**	**5.4324**

Unmitigated Construction Off-Site

	ROG	NOx	CO	SO2	Fugitive PM10	Exhaust PM10	PM10 Total	Fugitive PM2.5	Exhaust PM2.5	PM2.5 Total	Bio- CO2	NBio- CO2	Total CO2	CH4	N2O	CO2e
Category	tons/yr										MT/yr					
Hauling	0.0000	0.0000	0.0000	0.0000	0.0000	0.0000	0.0000	0.0000	0.0000	0.0000	0.0000	0.0000	0.0000	0.0000	0.0000	0.0000
Vendor	1.8000e-004	1.4400e-003	2.3600e-003	0.0000	1.3000e-004	2.0000e-005	1.5000e-004	4.0000e-005	2.0000e-005	6.0000e-005	0.0000	0.4097	0.4097	0.0000	0.0000	0.4098
Worker	7.0000e-005	9.0000e-005	8.1000e-004	0.0000	2.0000e-004	0.0000	2.0000e-004	5.0000e-005	0.0000	5.0000e-005	0.0000	0.1666	0.1666	1.0000e-005	0.0000	0.1668
Total	**2.5000e-004**	**1.5300e-003**	**3.1700e-003**	**0.0000**	**3.3000e-004**	**2.0000e-005**	**3.5000e-004**	**9.0000e-005**	**2.0000e-005**	**1.1000e-004**	**0.0000**	**0.5763**	**0.5763**	**1.0000e-005**	**0.0000**	**0.5766**

Mitigated Construction On-Site

	ROG	NOx	CO	SO2	Fugitive PM10	Exhaust PM10	PM10 Total	Fugitive PM2.5	Exhaust PM2.5	PM2.5 Total	Bio- CO2	NBio- CO2	Total CO2	CH4	N2O	CO2e
Category	tons/yr										MT/yr					
Fugitive Dust					0.0301	0.0000	0.0301	0.0166	0.0000	0.0166	0.0000	0.0000	0.0000	0.0000	0.0000	0.0000
Off-Road	6.3100e-003	0.0670	0.0542	6.0000e-005		3.3200e-003	3.3200e-003		3.0600e-003	3.0600e-003	0.0000	5.3965	5.3965	1.7100e-003	0.0000	5.4324
Total	**6.3100e-003**	**0.0670**	**0.0542**	**6.0000e-005**	**0.0301**	**3.3200e-003**	**0.0334**	**0.0166**	**3.0600e-003**	**0.0196**	**0.0000**	**5.3965**	**5.3965**	**1.7100e-003**	**0.0000**	**5.4324**

Mitigated Construction Off-Site

	ROG	NOx	CO	SO2	Fugitive PM10	Exhaust PM10	PM10 Total	Fugitive PM2.5	Exhaust PM2.5	PM2.5 Total	Bio- CO2	NBio- CO2	Total CO2	CH4	N2O	CO2e
Category	tons/yr										MT/yr					
Hauling	0.0000	0.0000	0.0000	0.0000	0.0000	0.0000	0.0000	0.0000	0.0000	0.0000	0.0000	0.0000	0.0000	0.0000	0.0000	0.0000
Vendor	1.8000e-004	1.4400e-003	2.3600e-003	0.0000	1.3000e-004	2.0000e-005	1.5000e-004	4.0000e-005	2.0000e-005	6.0000e-005	0.0000	0.4097	0.4097	0.0000	0.0000	0.4098
Worker	7.0000e-005	9.0000e-005	8.1000e-004	0.0000	2.0000e-004	0.0000	2.0000e-004	5.0000e-005	0.0000	5.0000e-005	0.0000	0.1666	0.1666	1.0000e-005	0.0000	0.1668
Total	**2.5000e-004**	**1.5300e-003**	**3.1700e-003**	**0.0000**	**3.3000e-004**	**2.0000e-005**	**3.5000e-004**	**9.0000e-005**	**2.0000e-005**	**1.1000e-004**	**0.0000**	**0.5763**	**0.5763**	**1.0000e-005**	**0.0000**	**0.5766**

3.3 Grading - 2019

Unmitigated Construction On-Site

	ROG	NOx	CO	SO2	Fugitive PM10	Exhaust PM10	PM10 Total	Fugitive PM2.5	Exhaust PM2.5	PM2.5 Total	Bio- CO2	NBio- CO2	Total CO2	CH4	N2O	CO2e

Category	tons/yr										MT/yr					
Fugitive Dust					3.7600e-003	0.0000	3.7600e-003	2.0700e-003	0.0000	2.0700e-003	0.0000	0.0000	0.0000	0.0000	0.0000	0.0000
Off-Road	1.5200e-003	0.0157	0.0140	2.0000e-005		9.0000e-004	9.0000e-004		8.3000e-004	8.3000e-004	0.0000	1.5464	1.5464	4.9000e-004	0.0000	1.5567
Total	**1.5200e-003**	**0.0157**	**0.0140**	**2.0000e-005**	**3.7600e-003**	**9.0000e-004**	**4.6600e-003**	**2.0700e-003**	**8.3000e-004**	**2.9000e-003**	**0.0000**	**1.5464**	**1.5464**	**4.9000e-004**	**0.0000**	**1.5567**

Unmitigated Construction Off-Site

	ROG	NOx	CO	SO2	Fugitive PM10	Exhaust PM10	PM10 Total	Fugitive PM2.5	Exhaust PM2.5	PM2.5 Total	Bio- CO2	NBio- CO2	Total CO2	CH4	N2O	CO2e
Category	tons/yr										MT/yr					
Hauling	9.1000e-004	0.0107	0.0108	4.0000e-005	8.5000e-004	1.6000e-004	1.0200e-003	2.3000e-004	1.5000e-004	3.8000e-004	0.0000	3.2431	3.2431	2.0000e-005	0.0000	3.2435
Vendor	0.0000	0.0000	0.0000	0.0000	0.0000	0.0000	0.0000	0.0000	0.0000	0.0000	0.0000	0.0000	0.0000	0.0000	0.0000	0.0000
Worker	7.0000e-005	9.0000e-005	8.1000e-004	0.0000	2.0000e-004	0.0000	2.0000e-004	5.0000e-005	0.0000	5.0000e-005	0.0000	0.1666	0.1666	1.0000e-005	0.0000	0.1668
Total	**9.8000e-004**	**0.0108**	**0.0116**	**4.0000e-005**	**1.0500e-003**	**1.6000e-004**	**1.2200e-003**	**2.8000e-004**	**1.5000e-004**	**4.3000e-004**	**0.0000**	**3.4097**	**3.4097**	**3.0000e-005**	**0.0000**	**3.4103**

Mitigated Construction On-Site

	ROG	NOx	CO	SO2	Fugitive PM10	Exhaust PM10	PM10 Total	Fugitive PM2.5	Exhaust PM2.5	PM2.5 Total	Bio- CO2	NBio- CO2	Total CO2	CH4	N2O	CO2e
Category	tons/yr										MT/yr					
Fugitive Dust					3.7600e-003	0.0000	3.7600e-003	2.0700e-003	0.0000	2.0700e-003	0.0000	0.0000	0.0000	0.0000	0.0000	0.0000
Off-Road	1.5200e-003	0.0157	0.0140	2.0000e-005		9.0000e-004	9.0000e-004		8.3000e-004	8.3000e-004	0.0000	1.5464	1.5464	4.9000e-004	0.0000	1.5567

Total	**1.5200e-003**	**0.0157**	**0.0140**	**2.0000e-005**	**3.7600e-003**	**9.0000e-004**	**4.6600e-003**	**2.0700e-003**	**8.3000e-004**	**2.9000e-003**	**0.0000**	**1.5464**	**1.5464**	**4.9000e-004**	**0.0000**	**1.5567**

Mitigated Construction Off-Site

	ROG	NOx	CO	SO2	Fugitive PM10	Exhaust PM10	PM10 Total	Fugitive PM2.5	Exhaust PM2.5	PM2.5 Total	Bio- CO2	NBio- CO2	Total CO2	CH4	N2O	CO2e
Category	tons/yr										MT/yr					
Hauling	9.1000e-004	0.0107	0.0108	4.0000e-005	8.5000e-004	1.6000e-004	1.0200e-003	2.3000e-004	1.5000e-004	3.8000e-004	0.0000	3.2431	3.2431	2.0000e-005	0.0000	3.2435
Vendor	0.0000	0.0000	0.0000	0.0000	0.0000	0.0000	0.0000	0.0000	0.0000	0.0000	0.0000	0.0000	0.0000	0.0000	0.0000	0.0000
Worker	7.0000e-005	9.0000e-005	8.1000e-004	0.0000	2.0000e-004	0.0000	2.0000e-004	5.0000e-005	0.0000	5.0000e-005	0.0000	0.1666	0.1666	1.0000e-005	0.0000	0.1668
Total	**9.8000e-004**	**0.0108**	**0.0116**	**4.0000e-005**	**1.0500e-003**	**1.6000e-004**	**1.2200e-003**	**2.8000e-004**	**1.5000e-004**	**4.3000e-004**	**0.0000**	**3.4097**	**3.4097**	**3.0000e-005**	**0.0000**	**3.4103**

3.4 Building Construction - 2019

Unmitigated Construction On-Site

	ROG	NOx	CO	SO2	Fugitive PM10	Exhaust PM10	PM10 Total	Fugitive PM2.5	Exhaust PM2.5	PM2.5 Total	Bio- CO2	NBio- CO2	Total CO2	CH4	N2O	CO2e
Category	tons/yr										MT/yr					
Off-Road	0.1349	0.9600	1.0106	1.5400e-003		0.0586	0.0586		0.0565	0.0565	0.0000	130.4295	130.4295	0.0270	0.0000	130.9958
Total	**0.1349**	**0.9600**	**1.0106**	**1.5400e-003**		**0.0586**	**0.0586**		**0.0565**	**0.0565**	**0.0000**	**130.4295**	**130.4295**	**0.0270**	**0.0000**	**130.9958**

Unmitigated Construction Off-Site

	ROG	NOx	CO	SO2	Fugitive PM10	Exhaust PM10	PM10 Total	Fugitive PM2.5	Exhaust PM2.5	PM2.5 Total	Bio- CO2	NBio- CO2	Total CO2	CH4	N2O	CO2e
Category	tons/yr										MT/yr					
Hauling	0.0000	0.0000	0.0000	0.0000	0.0000	0.0000	0.0000	0.0000	0.0000	0.0000	0.0000	0.0000	0.0000	0.0000	0.0000	0.0000
Vendor	1.3200e-003	0.0104	0.0171	3.0000e-005	9.4000e-004	1.6000e-004	1.1000e-003	2.7000e-004	1.4000e-004	4.1000e-004	0.0000	2.9705	2.9705	2.0000e-005	0.0000	2.9710
Worker	1.5200e-003	2.0100e-003	0.0188	6.0000e-005	4.6500e-003	3.0000e-005	4.6800e-003	1.2400e-003	3.0000e-005	1.2700e-003	0.0000	3.8654	3.8654	1.9000e-004	0.0000	3.8693
Total	**2.8400e-003**	**0.0124**	**0.0359**	**9.0000e-005**	**5.5900e-003**	**1.9000e-004**	**5.7800e-003**	**1.5100e-003**	**1.7000e-004**	**1.6800e-003**	**0.0000**	**6.8359**	**6.8359**	**2.1000e-004**	**0.0000**	**6.8403**

Mitigated Construction On-Site

	ROG	NOx	CO	SO2	Fugitive PM10	Exhaust PM10	PM10 Total	Fugitive PM2.5	Exhaust PM2.5	PM2.5 Total	Bio- CO2	NBio- CO2	Total CO2	CH4	N2O	CO2e
Category	tons/yr										MT/yr					
Off-Road	0.1349	0.9600	1.0106	1.5400e-003		0.0586	0.0586		0.0565	0.0565	0.0000	130.4293	130.4293	0.0270	0.0000	130.9956
Total	**0.1349**	**0.9600**	**1.0106**	**1.5400e-003**		**0.0586**	**0.0586**		**0.0565**	**0.0565**	**0.0000**	**130.4293**	**130.4293**	**0.0270**	**0.0000**	**130.9956**

Mitigated Construction Off-Site

	ROG	NOx	CO	SO2	Fugitive PM10	Exhaust PM10	PM10 Total	Fugitive PM2.5	Exhaust PM2.5	PM2.5 Total	Bio- CO2	NBio- CO2	Total CO2	CH4	N2O	CO2e
Category	tons/yr										MT/yr					

Hauling	0.0000	0.0000	0.0000	0.0000	0.0000	0.0000	0.0000	0.0000	0.0000	0.0000	0.0000	0.0000	0.0000	0.0000	0.0000	0.0000
Vendor	1.3200e-003	0.0104	0.0171	3.0000e-005	9.4000e-004	1.6000e-004	1.1000e-003	2.7000e-004	1.4000e-004	4.1000e-004	0.0000	2.9705	2.9705	2.0000e-005	0.0000	2.9710
Worker	1.5200e-003	2.0100e-003	0.0188	6.0000e-005	4.6500e-003	3.0000e-005	4.6800e-003	1.2400e-003	3.0000e-005	1.2700e-003	0.0000	3.8654	3.8654	1.9000e-004	0.0000	3.8693
Total	**2.8400e-003**	**0.0124**	**0.0359**	**9.0000e-005**	**5.5900e-003**	**1.9000e-004**	**5.7800e-003**	**1.5100e-003**	**1.7000e-004**	**1.6800e-003**	**0.0000**	**6.8359**	**6.8359**	**2.1000e-004**	**0.0000**	**6.8403**

3.4 Building Construction - 2020

Unmitigated Construction On-Site

	ROG	NOx	CO	SO2	Fugitive PM10	Exhaust PM10	PM10 Total	Fugitive PM2.5	Exhaust PM2.5	PM2.5 Total	Bio- CO2	NBio- CO2	Total CO2	CH4	N2O	CO2e
Category	tons/yr										MT/yr					
Off-Road	0.0738	0.5378	0.6077	9.3000e-004		0.0311	0.0311		0.0299	0.0299	0.0000	78.3379	78.3379	0.0159	0.0000	78.6712
Total	**0.0738**	**0.5378**	**0.6077**	**9.3000e-004**		**0.0311**	**0.0311**		**0.0299**	**0.0299**	**0.0000**	**78.3379**	**78.3379**	**0.0159**	**0.0000**	**78.6712**

Unmitigated Construction Off-Site

	ROG	NOx	CO	SO2	Fugitive PM10	Exhaust PM10	PM10 Total	Fugitive PM2.5	Exhaust PM2.5	PM2.5 Total	Bio- CO2	NBio- CO2	Total CO2	CH4	N2O	CO2e
Category	tons/yr										MT/yr					
Hauling	0.0000	0.0000	0.0000	0.0000	0.0000	0.0000	0.0000	0.0000	0.0000	0.0000	0.0000	0.0000	0.0000	0.0000	0.0000	0.0000
Vendor	7.6000e-004	5.3800e-003	0.0100	2.0000e-005	5.7000e-004	9.0000e-005	6.6000e-004	1.6000e-004	8.0000e-005	2.4000e-004	0.0000	1.7616	1.7616	1.0000e-005	0.0000	1.7619
Worker	8.7000e-004	1.1400e-003	0.0107	3.0000e-005	2.8200e-003	2.0000e-005	2.8400e-003	7.5000e-004	2.0000e-005	7.7000e-004	0.0000	2.2514	2.2514	1.1000e-004	0.0000	2.2536
Total	**1.6300e-003**	**6.5200e-003**	**0.0207**	**5.0000e-005**	**3.3900e-003**	**1.1000e-004**	**3.5000e-003**	**9.1000e-004**	**1.0000e-004**	**1.0100e-003**	**0.0000**	**4.0129**	**4.0129**	**1.2000e-004**	**0.0000**	**4.0155**

Mitigated Construction On-Site

	ROG	NOx	CO	SO2	Fugitive PM10	Exhaust PM10	PM10 Total	Fugitive PM2.5	Exhaust PM2.5	PM2.5 Total	Bio- CO2	NBio- CO2	Total CO2	CH4	N2O	CO2e
Category	tons/yr										MT/yr					
Off-Road	0.0738	0.5378	0.6077	9.3000e-004		0.0311	0.0311		0.0299	0.0299	0.0000	78.3378	78.3378	0.0159	0.0000	78.6711
Total	**0.0738**	**0.5378**	**0.6077**	**9.3000e-004**		**0.0311**	**0.0311**		**0.0299**	**0.0299**	**0.0000**	**78.3378**	**78.3378**	**0.0159**	**0.0000**	**78.6711**

Mitigated Construction Off-Site

	ROG	NOx	CO	SO2	Fugitive PM10	Exhaust PM10	PM10 Total	Fugitive PM2.5	Exhaust PM2.5	PM2.5 Total	Bio- CO2	NBio- CO2	Total CO2	CH4	N2O	CO2e
Category	tons/yr										MT/yr					
Hauling	0.0000	0.0000	0.0000	0.0000	0.0000	0.0000	0.0000	0.0000	0.0000	0.0000	0.0000	0.0000	0.0000	0.0000	0.0000	0.0000
Vendor	7.6000e-004	5.3800e-003	0.0100	2.0000e-005	5.7000e-004	9.0000e-005	6.6000e-004	1.6000e-004	8.0000e-005	2.4000e-004	0.0000	1.7616	1.7616	1.0000e-005	0.0000	1.7619
Worker	8.7000e-004	1.1400e-003	0.0107	3.0000e-005	2.8200e-003	2.0000e-005	2.8400e-003	7.5000e-004	2.0000e-005	7.7000e-004	0.0000	2.2514	2.2514	1.1000e-004	0.0000	2.2536
Total	**1.6300e-003**	**6.5200e-003**	**0.0207**	**5.0000e-005**	**3.3900e-003**	**1.1000e-004**	**3.5000e-003**	**9.1000e-004**	**1.0000e-004**	**1.0100e-003**	**0.0000**	**4.0129**	**4.0129**	**1.2000e-004**	**0.0000**	**4.0155**

3.5 Paving - 2020

Unmitigated Construction On-Site

	ROG	NOx	CO	SO2	Fugitive PM10	Exhaust PM10	PM10 Total	Fugitive PM2.5	Exhaust PM2.5	PM2.5 Total	Bio- CO2	NBio- CO2	Total CO2	CH4	N2O	CO2e
Category	tons/yr										MT/yr					
Off-Road	3.0400e-003	0.0315	0.0330	5.0000e-005		1.6800e-003	1.6800e-003		1.5500e-003	1.5500e-003	0.0000	4.5083	4.5083	1.4600e-003	0.0000	4.5389
Paving	0.0000					0.0000	0.0000		0.0000	0.0000	0.0000	0.0000	0.0000	0.0000	0.0000	0.0000
Total	**3.0400e-003**	**0.0315**	**0.0330**	**5.0000e-005**		**1.6800e-003**	**1.6800e-003**		**1.5500e-003**	**1.5500e-003**	**0.0000**	**4.5083**	**4.5083**	**1.4600e-003**	**0.0000**	**4.5389**

Unmitigated Construction Off-Site

	ROG	NOx	CO	SO2	Fugitive PM10	Exhaust PM10	PM10 Total	Fugitive PM2.5	Exhaust PM2.5	PM2.5 Total	Bio- CO2	NBio- CO2	Total CO2	CH4	N2O	CO2e
Category	tons/yr										MT/yr					
Hauling	0.0000	0.0000	0.0000	0.0000	0.0000	0.0000	0.0000	0.0000	0.0000	0.0000	0.0000	0.0000	0.0000	0.0000	0.0000	0.0000
Vendor	0.0000	0.0000	0.0000	0.0000	0.0000	0.0000	0.0000	0.0000	0.0000	0.0000	0.0000	0.0000	0.0000	0.0000	0.0000	0.0000
Worker	1.0000e-004	1.3000e-004	1.2100e-003	0.0000	3.2000e-004	0.0000	3.2000e-004	9.0000e-005	0.0000	9.0000e-005	0.0000	0.2558	0.2558	1.0000e-005	0.0000	0.2561
Total	**1.0000e-004**	**1.3000e-004**	**1.2100e-003**	**0.0000**	**3.2000e-004**	**0.0000**	**3.2000e-004**	**9.0000e-005**	**0.0000**	**9.0000e-005**	**0.0000**	**0.2558**	**0.2558**	**1.0000e-005**	**0.0000**	**0.2561**

Mitigated Construction On-Site

	ROG	NOx	CO	SO2	Fugitive PM10	Exhaust PM10	PM10 Total	Fugitive PM2.5	Exhaust PM2.5	PM2.5 Total	Bio- CO2	NBio- CO2	Total CO2	CH4	N2O	CO2e
Category	tons/yr										MT/yr					
Off-Road	3.0400e-003	0.0315	0.0330	5.0000e-005		1.6800e-003	1.6800e-003		1.5500e-003	1.5500e-003	0.0000	4.5083	4.5083	1.4600e-003	0.0000	4.5389

Paving	0.0000					0.0000	0.0000		0.0000	0.0000	0.0000	0.0000	0.0000	0.0000	0.0000	0.0000
Total	**3.0400e-003**	**0.0315**	**0.0330**	**5.0000e-005**		**1.6800e-003**	**1.6800e-003**		**1.5500e-003**	**1.5500e-003**	**0.0000**	**4.5083**	**4.5083**	**1.4600e-003**	**0.0000**	**4.5389**

Mitigated Construction Off-Site

	ROG	NOx	CO	SO2	Fugitive PM10	Exhaust PM10	PM10 Total	Fugitive PM2.5	Exhaust PM2.5	PM2.5 Total	Bio- CO2	NBio- CO2	Total CO2	CH4	N2O	CO2e
Category	tons/yr										MT/yr					
Hauling	0.0000	0.0000	0.0000	0.0000	0.0000	0.0000	0.0000	0.0000	0.0000	0.0000	0.0000	0.0000	0.0000	0.0000	0.0000	0.0000
Vendor	0.0000	0.0000	0.0000	0.0000	0.0000	0.0000	0.0000	0.0000	0.0000	0.0000	0.0000	0.0000	0.0000	0.0000	0.0000	0.0000
Worker	1.0000e-004	1.3000e-004	1.2100e-003	0.0000	3.2000e-004	0.0000	3.2000e-004	9.0000e-005	0.0000	9.0000e-005	0.0000	0.2558	0.2558	1.0000e-005	0.0000	0.2561
Total	**1.0000e-004**	**1.3000e-004**	**1.2100e-003**	**0.0000**	**3.2000e-004**	**0.0000**	**3.2000e-004**	**9.0000e-005**	**0.0000**	**9.0000e-005**	**0.0000**	**0.2558**	**0.2558**	**1.0000e-005**	**0.0000**	**0.2561**

4.0 Operational Detail - Mobile

4.1 Mitigation Measures Mobile

	ROG	NOx	CO	SO2	Fugitive PM10	Exhaust PM10	PM10 Total	Fugitive PM2.5	Exhaust PM2.5	PM2.5 Total	Bio- CO2	NBio- CO2	Total CO2	CH4	N2O	CO2e
Category	tons/yr										MT/yr					
Mitigated	0.0000	0.0000	0.0000	0.0000	0.0000	0.0000	0.0000	0.0000	0.0000	0.0000	0.0000	0.0000	0.0000	0.0000	0.0000	0.0000
Unmitigated	0.0000	0.0000	0.0000	0.0000	0.0000	0.0000	0.0000	0.0000	0.0000	0.0000	0.0000	0.0000	0.0000	0.0000	0.0000	0.0000

4.2 Trip Summary Information

	Average Daily Trip Rate			Unmitigated	Mitigated
Land Use	Weekday	Saturday	Sunday	Annual VMT	Annual VMT
User Defined Industrial	0.00	0.00	0.00		
Total	0.00	0.00	0.00		

4.3 Trip Type Information

	Miles			Trip %			Trip Purpose %		
Land Use	H-W or C-W	H-S or C-C	H-O or C-NW	H-W or C-W	H-S or C-C	H-O or C-NW	Primary	Diverted	Pass-by
User Defined Industrial	9.50	7.30	7.30	0.00	0.00	0.00	0	0	0

LDA	LDT1	LDT2	MDV	LHD1	LHD2	MHD	HHD	OBUS	UBUS	MCY	SBUS	MH
0.513300	0.073549	0.191092	0.130830	0.036094	0.005140	0.012550	0.022916	0.001871	0.002062	0.006564	0.000586	0.003446

5.0 Energy Detail

4.4 Fleet Mix

Historical Energy Use: N

5.1 Mitigation Measures Energy

	ROG	NOx	CO	SO2	Fugitive PM10	Exhaust PM10	PM10 Total	Fugitive PM2.5	Exhaust PM2.5	PM2.5 Total	Bio- CO2	NBio- CO2	Total CO2	CH4	N2O	CO2e
Category	tons/yr										MT/yr					
Electricity Mitigated						0.0000	0.0000		0.0000	0.0000	0.0000	0.0000	0.0000	0.0000	0.0000	0.0000
Electricity Unmitigated						0.0000	0.0000		0.0000	0.0000	0.0000	0.0000	0.0000	0.0000	0.0000	0.0000
NaturalGas Mitigated	0.0000	0.0000	0.0000	0.0000		0.0000	0.0000		0.0000	0.0000	0.0000	0.0000	0.0000	0.0000	0.0000	0.0000
NaturalGas Unmitigated	0.0000	0.0000	0.0000	0.0000		0.0000	0.0000		0.0000	0.0000	0.0000	0.0000	0.0000	0.0000	0.0000	0.0000

5.2 Energy by Land Use - NaturalGas

Unmitigated

	NaturalGas Use	ROG	NOx	CO	SO2	Fugitive PM10	Exhaust PM10	PM10 Total	Fugitive PM2.5	Exhaust PM2.5	PM2.5 Total	Bio- CO2	NBio- CO2	Total CO2	CH4	N2O	CO2e
Land Use	kBTU/yr	tons/yr										MT/yr					
User Defined Industrial	0	0.0000	0.0000	0.0000	0.0000		0.0000	0.0000		0.0000	0.0000	0.0000	0.0000	0.0000	0.0000	0.0000	0.0000
Total		**0.0000**	**0.0000**	**0.0000**	**0.0000**		**0.0000**	**0.0000**		**0.0000**	**0.0000**	**0.0000**	**0.0000**	**0.0000**	**0.0000**	**0.0000**	**0.0000**

Mitigated

	NaturalGas Use	ROG	NOx	CO	SO2	Fugitive PM10	Exhaust PM10	PM10 Total	Fugitive PM2.5	Exhaust PM2.5	PM2.5 Total	Bio- CO2	NBio- CO2	Total CO2	CH4	N2O	CO2e
Land Use	kBTU/yr	tons/yr										MT/yr					
User Defined Industrial	0	0.0000	0.0000	0.0000	0.0000		0.0000	0.0000		0.0000	0.0000	0.0000	0.0000	0.0000	0.0000	0.0000	0.0000
Total		**0.0000**	**0.0000**	**0.0000**	**0.0000**		**0.0000**	**0.0000**		**0.0000**	**0.0000**	**0.0000**	**0.0000**	**0.0000**	**0.0000**	**0.0000**	**0.0000**

5.3 Energy by Land Use - Electricity

Unmitigated

	Electricity Use	Total CO2	CH4	N2O	CO2e
Land Use	kWh/yr	MT/yr			
User Defined Industrial	0	0.0000	0.0000	0.0000	0.0000
Total		**0.0000**	**0.0000**	**0.0000**	**0.0000**

Mitigated

	Electricity Use	Total CO2	CH4	N2O	CO2e
Land Use	kWh/yr	MT/yr			
User Defined Industrial	0	0.0000	0.0000	0.0000	0.0000
Total		**0.0000**	**0.0000**	**0.0000**	**0.0000**

6.0 Area Detail

6.1 Mitigation Measures Area

	ROG	NOx	CO	SO2	Fugitive PM10	Exhaust PM10	PM10 Total	Fugitive PM2.5	Exhaust PM2.5	PM2.5 Total	Bio- CO2	NBio- CO2	Total CO2	CH4	N2O	CO2e
Category	tons/yr										MT/yr					
Mitigated	0.0000	0.0000	1.0000e-005	0.0000		0.0000	0.0000		0.0000	0.0000	0.0000	2.0000e-005	2.0000e-005	0.0000	0.0000	2.0000e-005

Unmitigated	0.0000	0.0000	1.0000e-005	0.0000		0.0000	0.0000		0.0000	0.0000	0.0000	2.0000e-005	2.0000e-005	0.0000	0.0000	2.0000e-005

6.2 Area by SubCategory

Unmitigated

	ROG	NOx	CO	SO2	Fugitive PM10	Exhaust PM10	PM10 Total	Fugitive PM2.5	Exhaust PM2.5	PM2.5 Total	Bio- CO2	NBio- CO2	Total CO2	CH4	N2O	CO2e
SubCategory	tons/yr										MT/yr					
Architectural Coating	0.0000					0.0000	0.0000		0.0000	0.0000	0.0000	0.0000	0.0000	0.0000	0.0000	0.0000
Consumer Products	0.0000					0.0000	0.0000		0.0000	0.0000	0.0000	0.0000	0.0000	0.0000	0.0000	0.0000
Landscaping	0.0000	0.0000	1.0000e-005	0.0000		0.0000	0.0000		0.0000	0.0000	0.0000	2.0000e-005	2.0000e-005	0.0000	0.0000	2.0000e-005
Total	**0.0000**	**0.0000**	**1.0000e-005**	**0.0000**		**0.0000**	**0.0000**		**0.0000**	**0.0000**	**0.0000**	**2.0000e-005**	**2.0000e-005**	**0.0000**	**0.0000**	**2.0000e-005**

Mitigated

	ROG	NOx	CO	SO2	Fugitive PM10	Exhaust PM10	PM10 Total	Fugitive PM2.5	Exhaust PM2.5	PM2.5 Total	Bio- CO2	NBio- CO2	Total CO2	CH4	N2O	CO2e
SubCategory	tons/yr										MT/yr					
Architectural Coating	0.0000					0.0000	0.0000		0.0000	0.0000	0.0000	0.0000	0.0000	0.0000	0.0000	0.0000
Consumer Products	0.0000					0.0000	0.0000		0.0000	0.0000	0.0000	0.0000	0.0000	0.0000	0.0000	0.0000
Landscaping	0.0000	0.0000	1.0000e-005	0.0000		0.0000	0.0000		0.0000	0.0000	0.0000	2.0000e-005	2.0000e-005	0.0000	0.0000	2.0000e-005
Total	**0.0000**	**0.0000**	**1.0000e-005**	**0.0000**		**0.0000**	**0.0000**		**0.0000**	**0.0000**	**0.0000**	**2.0000e-005**	**2.0000e-005**	**0.0000**	**0.0000**	**2.0000e-005**

7.0 Water Detail

7.1 Mitigation Measures Water

	Total CO2	CH4	N2O	CO2e
Category	MT/yr			
Mitigated	0.0000	0.0000	0.0000	0.0000
Unmitigated	0.0000	0.0000	0.0000	0.0000

7.2 Water by Land Use

Unmitigated

	Indoor/Outdoor Use	Total CO2	CH4	N2O	CO2e
Land Use	Mgal	MT/yr			
User Defined Industrial	0 / 0	0.0000	0.0000	0.0000	0.0000
Total		**0.0000**	**0.0000**	**0.0000**	**0.0000**

Mitigated

	Indoor/Outdoor Use	Total CO2	CH4	N2O	CO2e

Land Use	Mgal	MT/yr			
User Defined Industrial	0 / 0	0.0000	0.0000	0.0000	0.0000
Total		**0.0000**	**0.0000**	**0.0000**	**0.0000**

8.0 Waste Detail

8.1 Mitigation Measures Waste

Category/Year

	Total CO2	CH4	N2O	CO2e
	MT/yr			
Mitigated	0.0000	0.0000	0.0000	0.0000
Unmitigated	0.0000	0.0000	0.0000	0.0000

8.2 Waste by Land Use

Unmitigated

	Waste Disposed	Total CO2	CH4	N2O	CO2e
Land Use	tons	MT/yr			
User Defined Industrial	0	0.0000	0.0000	0.0000	0.0000

Total		**0.0000**	**0.0000**	**0.0000**	**0.0000**

Mitigated

	Waste Disposed	Total CO2	CH4	N2O	CO2e
Land Use	tons	MT/yr			
User Defined Industrial	0	0.0000	0.0000	0.0000	0.0000
Total		**0.0000**	**0.0000**	**0.0000**	**0.0000**

9.0 Operational Offroad

Equipment Type	Number	Hours/Day	Days/Year	Horse Power	Load Factor	Fuel Type

10.0 Vegetation

SB AWPF Effluent Pump Station Const

San Diego Air Basin, Annual

1.0 Project Characteristics

1.1 Land Usage

Land Uses	Size	Metric	Lot Acreage	Floor Surface Area	Population
User Defined Industrial	1.00	User Defined Unit	0.00	0.00	0

1.2 Other Project Characteristics

Urbanization	Urban	**Wind Speed (m/s)**	2.6	**Precipitation Freq (Days)**	40
Climate Zone	13			**Operational Year**	2030
Utility Company	San Diego Gas & Electric				
CO2 Intensity (lb/MWhr)	720.49	**CH4 Intensity (lb/MWhr)**	0.029	**N2O Intensity (lb/MWhr)**	0.006

1.3 User Entered Comments & Non-Default Data

Project Characteristics -

Land Use -

Construction Phase - Modified

Off-road Equipment - Modified

Off-road Equipment - Modified

Off-road Equipment - Modified

Off-road Equipment - Modified

Trips and VMT - Modified

Table Name	Column Name	Default Value	New Value
tblConstructionPhase	NumDays	0.00	231.00
tblConstructionPhase	NumDays	0.00	10.00

tblConstructionPhase	NumDays	0.00	10.00
tblConstructionPhase	NumDays	0.00	10.00
tblConstructionPhase	PhaseEndDate	1/31/2031	2/2/2031
tblOffRoadEquipment	OffRoadEquipmentUnitAmount	4.00	0.00
tblOffRoadEquipment	OffRoadEquipmentUnitAmount	1.00	0.00
tblOffRoadEquipment	OffRoadEquipmentUnitAmount	1.00	0.00
tblOffRoadEquipment	OffRoadEquipmentUnitAmount	2.00	1.00
tblOffRoadEquipment	OffRoadEquipmentUnitAmount	1.00	0.00
tblOffRoadEquipment	OffRoadEquipmentUnitAmount	2.00	1.00
tblOffRoadEquipment	OffRoadEquipmentUnitAmount	2.00	1.00
tblOffRoadEquipment	OffRoadEquipmentUnitAmount	1.00	0.00
tblProjectCharacteristics	OperationalYear	2014	2030
tblTripsAndVMT	HaulingTripNumber	0.00	100.00
tblTripsAndVMT	VendorTripNumber	0.00	4.00
tblTripsAndVMT	VendorTripNumber	0.00	2.00
tblTripsAndVMT	WorkerTripNumber	0.00	8.00

2.0 Emissions Summary

2.1 Overall Construction

Unmitigated Construction

	ROG	NOx	CO	SO2	Fugitive PM10	Exhaust PM10	PM10 Total	Fugitive PM2.5	Exhaust PM2.5	PM2.5 Total	Bio- CO2	NBio- CO2	Total CO2	CH4	N2O	CO2e
Year	tons/yr										MT/yr					
2030	0.1133	0.6832	1.5144	2.7000e-003	0.0433	0.0138	0.0571	0.0212	0.0138	0.0350	0.0000	223.5076	223.5076	9.0900e-003	0.0000	223.6985
2031	0.0151	0.0881	0.1988	3.5000e-004	1.2100e-003	2.1700e-003	3.3700e-003	3.2000e-004	2.1600e-003	2.4900e-003	0.0000	29.0480	29.0480	1.2200e-003	0.0000	29.0736
Total	**0.1284**	**0.7713**	**1.7132**	**3.0500e-003**	**0.0445**	**0.0160**	**0.0605**	**0.0215**	**0.0160**	**0.0374**	**0.0000**	**252.5556**	**252.5556**	**0.0103**	**0.0000**	**252.7722**

Mitigated Construction

	ROG	NOx	CO	SO2	Fugitive PM10	Exhaust PM10	PM10 Total	Fugitive PM2.5	Exhaust PM2.5	PM2.5 Total	Bio- CO2	NBio- CO2	Total CO2	CH4	N2O	CO2e
Year	tons/yr										MT/yr					
2030	0.1133	0.6832	1.5144	2.7000e-003	0.0433	0.0138	0.0571	0.0212	0.0138	0.0350	0.0000	223.5073	223.5073	9.0900e-003	0.0000	223.6983
2031	0.0151	0.0881	0.1988	3.5000e-004	1.2100e-003	2.1700e-003	3.3700e-003	3.2000e-004	2.1600e-003	2.4900e-003	0.0000	29.0480	29.0480	1.2200e-003	0.0000	29.0736
Total	**0.1284**	**0.7713**	**1.7132**	**3.0500e-003**	**0.0445**	**0.0160**	**0.0605**	**0.0215**	**0.0160**	**0.0374**	**0.0000**	**252.5553**	**252.5553**	**0.0103**	**0.0000**	**252.7719**

	ROG	**NOx**	**CO**	**SO2**	**Fugitive PM10**	**Exhaust PM10**	**PM10 Total**	**Fugitive PM2.5**	**Exhaust PM2.5**	**PM2.5 Total**	**Bio- CO2**	**NBio-CO2**	**Total CO2**	**CH4**	**N20**	**CO2e**
Percent Reduction	**0.00**	**0.00**	**0.00**	**0.00**	**0.00**	**0.00**	**0.00**	**0.00**	**0.00**	**0.00**	**0.00**	**0.00**	**0.00**	**0.00**	**0.00**	**0.00**

2.2 Overall Operational

Unmitigated Operational

	ROG	NOx	CO	SO2	Fugitive PM10	Exhaust PM10	PM10 Total	Fugitive PM2.5	Exhaust PM2.5	PM2.5 Total	Bio- CO2	NBio- CO2	Total CO2	CH4	N2O	CO2e
Category	tons/yr										MT/yr					
Area	0.0000	0.0000	1.0000e-005	0.0000		0.0000	0.0000		0.0000	0.0000	0.0000	2.0000e-005	2.0000e-005	0.0000	0.0000	2.0000e-005
Energy	0.0000	0.0000	0.0000	0.0000		0.0000	0.0000		0.0000	0.0000	0.0000	0.0000	0.0000	0.0000	0.0000	0.0000
Mobile	0.0000	0.0000	0.0000	0.0000	0.0000	0.0000	0.0000	0.0000	0.0000	0.0000	0.0000	0.0000	0.0000	0.0000	0.0000	0.0000
Waste						0.0000	0.0000		0.0000	0.0000	0.0000	0.0000	0.0000	0.0000	0.0000	0.0000
Water						0.0000	0.0000		0.0000	0.0000	0.0000	0.0000	0.0000	0.0000	0.0000	0.0000

Total	**0.0000**	**0.0000**	**1.0000e-005**	**0.0000**	**0.0000**	**0.0000**	**0.0000**	**0.0000**	**0.0000**	**0.0000**	**0.0000**	**2.0000e-005**	**2.0000e-005**	**0.0000**	**0.0000**	**2.0000e-005**

Mitigated Operational

	ROG	NOx	CO	SO2	Fugitive PM10	Exhaust PM10	PM10 Total	Fugitive PM2.5	Exhaust PM2.5	PM2.5 Total	Bio- CO2	NBio- CO2	Total CO2	CH4	N2O	CO2e
Category	tons/yr										MT/yr					
Area	0.0000	0.0000	1.0000e-005	0.0000		0.0000	0.0000		0.0000	0.0000	0.0000	2.0000e-005	2.0000e-005	0.0000	0.0000	2.0000e-005
Energy	0.0000	0.0000	0.0000	0.0000		0.0000	0.0000		0.0000	0.0000	0.0000	0.0000	0.0000	0.0000	0.0000	0.0000
Mobile	0.0000	0.0000	0.0000	0.0000	0.0000	0.0000	0.0000	0.0000	0.0000	0.0000	0.0000	0.0000	0.0000	0.0000	0.0000	0.0000
Waste						0.0000	0.0000		0.0000	0.0000	0.0000	0.0000	0.0000	0.0000	0.0000	0.0000
Water						0.0000	0.0000		0.0000	0.0000	0.0000	0.0000	0.0000	0.0000	0.0000	0.0000
Total	**0.0000**	**0.0000**	**1.0000e-005**	**0.0000**	**0.0000**	**0.0000**	**0.0000**	**0.0000**	**0.0000**	**0.0000**	**0.0000**	**2.0000e-005**	**2.0000e-005**	**0.0000**	**0.0000**	**2.0000e-005**

	ROG	NOx	CO	SO2	Fugitive PM10	Exhaust PM10	PM10 Total	Fugitive PM2.5	Exhaust PM2.5	PM2.5 Total	Bio- CO2	NBio-CO2	Total CO2	CH4	N20	CO2e
Percent Reduction	**0.00**	**0.00**	**0.00**	**0.00**	**0.00**	**0.00**	**0.00**	**0.00**	**0.00**	**0.00**	**0.00**	**0.00**	**0.00**	**0.00**	**0.00**	**0.00**

3.0 Construction Detail

Construction Phase

Phase Number	Phase Name	Phase Type	Start Date	End Date	Num Days Week	Num Days	Phase Description
1	Site Preparation	Site Preparation	2/15/2030	2/28/2030	5	10	
2	Grading	Grading	3/1/2030	3/14/2030	5	10	
3	Building Construction	Building Construction	3/15/2030	2/2/2031	5	231	
4	Paving	Paving	2/3/2031	2/14/2031	5	10	

Acres of Grading (Site Preparation Phase): 0

Acres of Grading (Grading Phase): 0

Acres of Paving: 0

Residential Indoor: 0; Residential Outdoor: 0; Non-Residential Indoor: 0; Non-Residential Outdoor: 0 (Architectural Coating – sqft)

OffRoad Equipment

Phase Name	Offroad Equipment Type	Amount	Usage Hours	Horse Power	Load Factor
Site Preparation	Graders	0	8.00	174	0.41
Site Preparation	Rubber Tired Dozers	1	8.00	255	0.40
Site Preparation	Tractors/Loaders/Backhoes	1	8.00	97	0.37
Grading	Concrete/Industrial Saws	0	8.00	81	0.73
Grading	Rubber Tired Dozers	1	1.00	255	0.40
Grading	Tractors/Loaders/Backhoes	1	6.00	97	0.37
Building Construction	Cranes	0	4.00	226	0.29
Building Construction	Excavators	1	8.00	162	0.38
Building Construction	Forklifts	1	6.00	89	0.20
Building Construction	Pumps	1	8.00	84	0.74
Building Construction	Tractors/Loaders/Backhoes	1	8.00	97	0.37
Building Construction	Welders	2	8.00	46	0.45
Paving	Cement and Mortar Mixers	0	6.00	9	0.56
Paving	Pavers	1	7.00	125	0.42
Paving	Paving Equipment	1	8.00	130	0.36
Paving	Rollers	1	7.00	80	0.38
Paving	Tractors/Loaders/Backhoes	0	7.00	97	0.37

Trips and VMT

Phase Name	Offroad Equipment Count	Worker Trip Number	Vendor Trip Number	Hauling Trip Number	Worker Trip Length	Vendor Trip Length	Hauling Trip Length	Worker Vehicle Class	Vendor Vehicle Class	Hauling Vehicle Class
Site Preparation	2	5.00	4.00	0.00	10.80	7.30	20.00	LD_Mix	HDT_Mix	HHDT

Grading	2	5.00	0.00	100.00	10.80	7.30	20.00	LD_Mix	HDT_Mix	HHDT
Building Construction	6	8.00	2.00	0.00	10.80	7.30	20.00	LD_Mix	HDT_Mix	HHDT
Paving	3	8.00	0.00	0.00	10.80	7.30	20.00	LD_Mix	HDT_Mix	HHDT

3.1 Mitigation Measures Construction

3.2 Site Preparation - 2030

Unmitigated Construction On-Site

	ROG	NOx	CO	SO2	Fugitive PM10	Exhaust PM10	PM10 Total	Fugitive PM2.5	Exhaust PM2.5	PM2.5 Total	Bio- CO2	NBio- CO2	Total CO2	CH4	N2O	CO2e
Category	tons/yr										MT/yr					
Fugitive Dust					0.0301	0.0000	0.0301	0.0166	0.0000	0.0166	0.0000	0.0000	0.0000	0.0000	0.0000	0.0000
Off-Road	3.7600e-003	0.0201	0.0243	6.0000e-005		6.7000e-004	6.7000e-004		6.7000e-004	6.7000e-004	0.0000	6.2690	6.2690	3.1000e-004	0.0000	6.2754
Total	**3.7600e-003**	**0.0201**	**0.0243**	**6.0000e-005**	**0.0301**	**6.7000e-004**	**0.0308**	**0.0166**	**6.7000e-004**	**0.0172**	**0.0000**	**6.2690**	**6.2690**	**3.1000e-004**	**0.0000**	**6.2754**

Unmitigated Construction Off-Site

	ROG	NOx	CO	SO2	Fugitive PM10	Exhaust PM10	PM10 Total	Fugitive PM2.5	Exhaust PM2.5	PM2.5 Total	Bio- CO2	NBio- CO2	Total CO2	CH4	N2O	CO2e
Category	tons/yr										MT/yr					
Hauling	0.0000	0.0000	0.0000	0.0000	0.0000	0.0000	0.0000	0.0000	0.0000	0.0000	0.0000	0.0000	0.0000	0.0000	0.0000	0.0000
Vendor	1.2000e-004	7.1000e-004	1.7200e-003	0.0000	1.3000e-004	2.0000e-005	1.5000e-004	4.0000e-005	2.0000e-005	5.0000e-005	0.0000	0.3987	0.3987	0.0000	0.0000	0.3987
Worker	4.0000e-005	5.0000e-005	5.0000e-004	0.0000	2.0000e-004	0.0000	2.0000e-004	5.0000e-005	0.0000	5.0000e-005	0.0000	0.1426	0.1426	1.0000e-005	0.0000	0.1427
Total	**1.6000e-004**	**7.6000e-004**	**2.2200e-003**	**0.0000**	**3.3000e-004**	**2.0000e-005**	**3.5000e-004**	**9.0000e-005**	**2.0000e-005**	**1.0000e-004**	**0.0000**	**0.5412**	**0.5412**	**1.0000e-005**	**0.0000**	**0.5414**

Mitigated Construction On-Site

	ROG	NOx	CO	SO2	Fugitive PM10	Exhaust PM10	PM10 Total	Fugitive PM2.5	Exhaust PM2.5	PM2.5 Total	Bio- CO2	NBio- CO2	Total CO2	CH4	N2O	CO2e
Category	tons/yr										MT/yr					
Fugitive Dust					0.0301	0.0000	0.0301	0.0166	0.0000	0.0166	0.0000	0.0000	0.0000	0.0000	0.0000	0.0000
Off-Road	3.7600e-003	0.0201	0.0243	6.0000e-005		6.7000e-004	6.7000e-004		6.7000e-004	6.7000e-004	0.0000	6.2690	6.2690	3.1000e-004	0.0000	6.2754
Total	**3.7600e-003**	**0.0201**	**0.0243**	**6.0000e-005**	**0.0301**	**6.7000e-004**	**0.0308**	**0.0166**	**6.7000e-004**	**0.0172**	**0.0000**	**6.2690**	**6.2690**	**3.1000e-004**	**0.0000**	**6.2754**

Mitigated Construction Off-Site

	ROG	NOx	CO	SO2	Fugitive PM10	Exhaust PM10	PM10 Total	Fugitive PM2.5	Exhaust PM2.5	PM2.5 Total	Bio- CO2	NBio- CO2	Total CO2	CH4	N2O	CO2e
Category	tons/yr										MT/yr					
Hauling	0.0000	0.0000	0.0000	0.0000	0.0000	0.0000	0.0000	0.0000	0.0000	0.0000	0.0000	0.0000	0.0000	0.0000	0.0000	0.0000
Vendor	1.2000e-004	7.1000e-004	1.7200e-003	0.0000	1.3000e-004	2.0000e-005	1.5000e-004	4.0000e-005	2.0000e-005	5.0000e-005	0.0000	0.3987	0.3987	0.0000	0.0000	0.3987
Worker	4.0000e-005	5.0000e-005	5.0000e-004	0.0000	2.0000e-004	0.0000	2.0000e-004	5.0000e-005	0.0000	5.0000e-005	0.0000	0.1426	0.1426	1.0000e-005	0.0000	0.1427
Total	**1.6000e-004**	**7.6000e-004**	**2.2200e-003**	**0.0000**	**3.3000e-004**	**2.0000e-005**	**3.5000e-004**	**9.0000e-005**	**2.0000e-005**	**1.0000e-004**	**0.0000**	**0.5412**	**0.5412**	**1.0000e-005**	**0.0000**	**0.5414**

3.3 Grading - 2030

Unmitigated Construction On-Site

	ROG	NOx	CO	SO2	Fugitive PM10	Exhaust PM10	PM10 Total	Fugitive PM2.5	Exhaust PM2.5	PM2.5 Total	Bio- CO2	NBio- CO2	Total CO2	CH4	N2O	CO2e
Category	tons/yr										MT/yr					
Fugitive Dust					3.7600e-003	0.0000	3.7600e-003	2.0700e-003	0.0000	2.0700e-003	0.0000	0.0000	0.0000	0.0000	0.0000	0.0000
Off-Road	1.0100e-003	5.7200e-003	0.0104	2.0000e-005		1.4000e-004	1.4000e-004		1.4000e-004	1.4000e-004	0.0000	1.8034	1.8034	8.0000e-005	0.0000	1.8052
Total	**1.0100e-003**	**5.7200e-003**	**0.0104**	**2.0000e-005**	**3.7600e-003**	**1.4000e-004**	**3.9000e-003**	**2.0700e-003**	**1.4000e-004**	**2.2100e-003**	**0.0000**	**1.8034**	**1.8034**	**8.0000e-005**	**0.0000**	**1.8052**

Unmitigated Construction Off-Site

	ROG	NOx	CO	SO2	Fugitive PM10	Exhaust PM10	PM10 Total	Fugitive PM2.5	Exhaust PM2.5	PM2.5 Total	Bio- CO2	NBio- CO2	Total CO2	CH4	N2O	CO2e
Category	tons/yr										MT/yr					
Hauling	7.0000e-004	5.1000e-003	8.7400e-003	4.0000e-005	8.5000e-004	1.5000e-004	1.0000e-003	2.3000e-004	1.4000e-004	3.7000e-004	0.0000	3.1517	3.1517	2.0000e-005	0.0000	3.1522
Vendor	0.0000	0.0000	0.0000	0.0000	0.0000	0.0000	0.0000	0.0000	0.0000	0.0000	0.0000	0.0000	0.0000	0.0000	0.0000	0.0000
Worker	4.0000e-005	5.0000e-005	5.0000e-004	0.0000	2.0000e-004	0.0000	2.0000e-004	5.0000e-005	0.0000	5.0000e-005	0.0000	0.1426	0.1426	1.0000e-005	0.0000	0.1427
Total	**7.4000e-004**	**5.1500e-003**	**9.2400e-003**	**4.0000e-005**	**1.0500e-003**	**1.5000e-004**	**1.2000e-003**	**2.8000e-004**	**1.4000e-004**	**4.2000e-004**	**0.0000**	**3.2943**	**3.2943**	**3.0000e-005**	**0.0000**	**3.2948**

Mitigated Construction On-Site

	ROG	NOx	CO	SO2	Fugitive PM10	Exhaust PM10	PM10 Total	Fugitive PM2.5	Exhaust PM2.5	PM2.5 Total	Bio- CO2	NBio- CO2	Total CO2	CH4	N2O	CO2e
Category	tons/yr										MT/yr					
Fugitive Dust					3.7600e-003	0.0000	3.7600e-003	2.0700e-003	0.0000	2.0700e-003	0.0000	0.0000	0.0000	0.0000	0.0000	0.0000

Off-Road	1.0100e-003	5.7200e-003	0.0104	2.0000e-005		1.4000e-004	1.4000e-004		1.4000e-004	1.4000e-004	0.0000	1.8034	1.8034	8.0000e-005	0.0000	1.8051
Total	**1.0100e-003**	**5.7200e-003**	**0.0104**	**2.0000e-005**	**3.7600e-003**	**1.4000e-004**	**3.9000e-003**	**2.0700e-003**	**1.4000e-004**	**2.2100e-003**	**0.0000**	**1.8034**	**1.8034**	**8.0000e-005**	**0.0000**	**1.8051**

Mitigated Construction Off-Site

	ROG	NOx	CO	SO2	Fugitive PM10	Exhaust PM10	PM10 Total	Fugitive PM2.5	Exhaust PM2.5	PM2.5 Total	Bio- CO2	NBio- CO2	Total CO2	CH4	N2O	CO2e
Category	tons/yr										MT/yr					
Hauling	7.0000e-004	5.1000e-003	8.7400e-003	4.0000e-005	8.5000e-004	1.5000e-004	1.0000e-003	2.3000e-004	1.4000e-004	3.7000e-004	0.0000	3.1517	3.1517	2.0000e-005	0.0000	3.1522
Vendor	0.0000	0.0000	0.0000	0.0000	0.0000	0.0000	0.0000	0.0000	0.0000	0.0000	0.0000	0.0000	0.0000	0.0000	0.0000	0.0000
Worker	4.0000e-005	5.0000e-005	5.0000e-004	0.0000	2.0000e-004	0.0000	2.0000e-004	5.0000e-005	0.0000	5.0000e-005	0.0000	0.1426	0.1426	1.0000e-005	0.0000	0.1427
Total	**7.4000e-004**	**5.1500e-003**	**9.2400e-003**	**4.0000e-005**	**1.0500e-003**	**1.5000e-004**	**1.2000e-003**	**2.8000e-004**	**1.4000e-004**	**4.2000e-004**	**0.0000**	**3.2943**	**3.2943**	**3.0000e-005**	**0.0000**	**3.2948**

3.4 Building Construction - 2030

Unmitigated Construction On-Site

	ROG	NOx	CO	SO2	Fugitive PM10	Exhaust PM10	PM10 Total	Fugitive PM2.5	Exhaust PM2.5	PM2.5 Total	Bio- CO2	NBio- CO2	Total CO2	CH4	N2O	CO2e
Category	tons/yr										MT/yr					
Off-Road	0.1050	0.6423	1.4336	2.4400e-003		0.0126	0.0126		0.0126	0.0126	0.0000	202.7094	202.7094	8.4500e-003	0.0000	202.8869
Total	**0.1050**	**0.6423**	**1.4336**	**2.4400e-003**		**0.0126**	**0.0126**		**0.0126**	**0.0126**	**0.0000**	**202.7094**	**202.7094**	**8.4500e-003**	**0.0000**	**202.8869**

Unmitigated Construction Off-Site

	ROG	NOx	CO	SO2	Fugitive PM10	Exhaust PM10	PM10 Total	Fugitive PM2.5	Exhaust PM2.5	PM2.5 Total	Bio- CO2	NBio- CO2	Total CO2	CH4	N2O	CO2e
Category	tons/yr										MT/yr					
Hauling	0.0000	0.0000	0.0000	0.0000	0.0000	0.0000	0.0000	0.0000	0.0000	0.0000	0.0000	0.0000	0.0000	0.0000	0.0000	0.0000
Vendor	1.2800e-003	7.4200e-003	0.0179	5.0000e-005	1.3500e-003	1.7000e-004	1.5300e-003	3.9000e-004	1.6000e-004	5.5000e-004	0.0000	4.1460	4.1460	3.0000e-005	0.0000	4.1466
Worker	1.4000e-003	1.7700e-003	0.0168	8.0000e-005	6.6700e-003	5.0000e-005	6.7200e-003	1.7700e-003	5.0000e-005	1.8200e-003	0.0000	4.7443	4.7443	1.9000e-004	0.0000	4.7483
Total	**2.6800e-003**	**9.1900e-003**	**0.0347**	**1.3000e-004**	**8.0200e-003**	**2.2000e-004**	**8.2500e-003**	**2.1600e-003**	**2.1000e-004**	**2.3700e-003**	**0.0000**	**8.8902**	**8.8902**	**2.2000e-004**	**0.0000**	**8.8948**

Mitigated Construction On-Site

	ROG	NOx	CO	SO2	Fugitive PM10	Exhaust PM10	PM10 Total	Fugitive PM2.5	Exhaust PM2.5	PM2.5 Total	Bio- CO2	NBio- CO2	Total CO2	CH4	N2O	CO2e
Category	tons/yr										MT/yr					
Off-Road	0.1050	0.6423	1.4336	2.4400e-003		0.0126	0.0126		0.0126	0.0126	0.0000	202.7092	202.7092	8.4500e-003	0.0000	202.8866
Total	**0.1050**	**0.6423**	**1.4336**	**2.4400e-003**		**0.0126**	**0.0126**		**0.0126**	**0.0126**	**0.0000**	**202.7092**	**202.7092**	**8.4500e-003**	**0.0000**	**202.8866**

Mitigated Construction Off-Site

	ROG	NOx	CO	SO2	Fugitive PM10	Exhaust PM10	PM10 Total	Fugitive PM2.5	Exhaust PM2.5	PM2.5 Total	Bio- CO2	NBio- CO2	Total CO2	CH4	N2O	CO2e
Category	tons/yr										MT/yr					

Hauling	0.0000	0.0000	0.0000	0.0000	0.0000	0.0000	0.0000	0.0000	0.0000	0.0000	0.0000	0.0000	0.0000	0.0000	0.0000	0.0000
Vendor	1.2800e-003	7.4200e-003	0.0179	5.0000e-005	1.3500e-003	1.7000e-004	1.5300e-003	3.9000e-004	1.6000e-004	5.5000e-004	0.0000	4.1460	4.1460	3.0000e-005	0.0000	4.1466
Worker	1.4000e-003	1.7700e-003	0.0168	8.0000e-005	6.6700e-003	5.0000e-005	6.7200e-003	1.7700e-003	5.0000e-005	1.8200e-003	0.0000	4.7443	4.7443	1.9000e-004	0.0000	4.7483
Total	**2.6800e-003**	**9.1900e-003**	**0.0347**	**1.3000e-004**	**8.0200e-003**	**2.2000e-004**	**8.2500e-003**	**2.1600e-003**	**2.1000e-004**	**2.3700e-003**	**0.0000**	**8.8902**	**8.8902**	**2.2000e-004**	**0.0000**	**8.8948**

3.4 Building Construction - 2031

Unmitigated Construction On-Site

	ROG	NOx	CO	SO2	Fugitive PM10	Exhaust PM10	PM10 Total	Fugitive PM2.5	Exhaust PM2.5	PM2.5 Total	Bio- CO2	NBio- CO2	Total CO2	CH4	N2O	CO2e
Category	tons/yr										MT/yr					
Off-Road	0.0116	0.0710	0.1585	2.7000e-004		1.3900e-003	1.3900e-003		1.3900e-003	1.3900e-003	0.0000	22.4150	22.4150	9.3000e-004	0.0000	22.4346
Total	**0.0116**	**0.0710**	**0.1585**	**2.7000e-004**		**1.3900e-003**	**1.3900e-003**		**1.3900e-003**	**1.3900e-003**	**0.0000**	**22.4150**	**22.4150**	**9.3000e-004**	**0.0000**	**22.4346**

Unmitigated Construction Off-Site

	ROG	NOx	CO	SO2	Fugitive PM10	Exhaust PM10	PM10 Total	Fugitive PM2.5	Exhaust PM2.5	PM2.5 Total	Bio- CO2	NBio- CO2	Total CO2	CH4	N2O	CO2e
Category	tons/yr										MT/yr					
Hauling	0.0000	0.0000	0.0000	0.0000	0.0000	0.0000	0.0000	0.0000	0.0000	0.0000	0.0000	0.0000	0.0000	0.0000	0.0000	0.0000
Vendor	1.4000e-004	8.2000e-004	1.9700e-003	1.0000e-005	1.5000e-004	2.0000e-005	1.7000e-004	4.0000e-005	2.0000e-005	6.0000e-005	0.0000	0.4584	0.4584	0.0000	0.0000	0.4585
Worker	1.5000e-004	1.9000e-004	1.8200e-003	1.0000e-005	7.4000e-004	1.0000e-005	7.4000e-004	2.0000e-004	1.0000e-005	2.0000e-004	0.0000	0.5221	0.5221	2.0000e-005	0.0000	0.5225
Total	**2.9000e-004**	**1.0100e-003**	**3.7900e-003**	**2.0000e-005**	**8.9000e-004**	**3.0000e-005**	**9.1000e-004**	**2.4000e-004**	**3.0000e-005**	**2.6000e-004**	**0.0000**	**0.9805**	**0.9805**	**2.0000e-005**	**0.0000**	**0.9810**

Mitigated Construction On-Site

	ROG	NOx	CO	SO2	Fugitive PM10	Exhaust PM10	PM10 Total	Fugitive PM2.5	Exhaust PM2.5	PM2.5 Total	Bio- CO2	NBio- CO2	Total CO2	CH4	N2O	CO2e
Category	tons/yr										MT/yr					
Off-Road	0.0116	0.0710	0.1585	2.7000e-004		1.3900e-003	1.3900e-003		1.3900e-003	1.3900e-003	0.0000	22.4150	22.4150	9.3000e-004	0.0000	22.4346
Total	**0.0116**	**0.0710**	**0.1585**	**2.7000e-004**		**1.3900e-003**	**1.3900e-003**		**1.3900e-003**	**1.3900e-003**	**0.0000**	**22.4150**	**22.4150**	**9.3000e-004**	**0.0000**	**22.4346**

Mitigated Construction Off-Site

	ROG	NOx	CO	SO2	Fugitive PM10	Exhaust PM10	PM10 Total	Fugitive PM2.5	Exhaust PM2.5	PM2.5 Total	Bio- CO2	NBio- CO2	Total CO2	CH4	N2O	CO2e
Category	tons/yr										MT/yr					
Hauling	0.0000	0.0000	0.0000	0.0000	0.0000	0.0000	0.0000	0.0000	0.0000	0.0000	0.0000	0.0000	0.0000	0.0000	0.0000	0.0000
Vendor	1.4000e-004	8.2000e-004	1.9700e-003	1.0000e-005	1.5000e-004	2.0000e-005	1.7000e-004	4.0000e-005	2.0000e-005	6.0000e-005	0.0000	0.4584	0.4584	0.0000	0.0000	0.4585
Worker	1.5000e-004	1.9000e-004	1.8200e-003	1.0000e-005	7.4000e-004	1.0000e-005	7.4000e-004	2.0000e-004	1.0000e-005	2.0000e-004	0.0000	0.5221	0.5221	2.0000e-005	0.0000	0.5225
Total	**2.9000e-004**	**1.0100e-003**	**3.7900e-003**	**2.0000e-005**	**8.9000e-004**	**3.0000e-005**	**9.1000e-004**	**2.4000e-004**	**3.0000e-005**	**2.6000e-004**	**0.0000**	**0.9805**	**0.9805**	**2.0000e-005**	**0.0000**	**0.9810**

3.5 Paving - 2031

Unmitigated Construction On-Site

	ROG	NOx	CO	SO2	Fugitive PM10	Exhaust PM10	PM10 Total	Fugitive PM2.5	Exhaust PM2.5	PM2.5 Total	Bio- CO2	NBio- CO2	Total CO2	CH4	N2O	CO2e
Category	tons/yr										MT/yr					
Off-Road	3.1100e-003	0.0160	0.0357	6.0000e-005		7.4000e-004	7.4000e-004		7.4000e-004	7.4000e-004	0.0000	5.4256	5.4256	2.5000e-004	0.0000	5.4309
Paving	0.0000					0.0000	0.0000		0.0000	0.0000	0.0000	0.0000	0.0000	0.0000	0.0000	0.0000
Total	**3.1100e-003**	**0.0160**	**0.0357**	**6.0000e-005**		**7.4000e-004**	**7.4000e-004**		**7.4000e-004**	**7.4000e-004**	**0.0000**	**5.4256**	**5.4256**	**2.5000e-004**	**0.0000**	**5.4309**

Unmitigated Construction Off-Site

	ROG	NOx	CO	SO2	Fugitive PM10	Exhaust PM10	PM10 Total	Fugitive PM2.5	Exhaust PM2.5	PM2.5 Total	Bio- CO2	NBio- CO2	Total CO2	CH4	N2O	CO2e
Category	tons/yr										MT/yr					
Hauling	0.0000	0.0000	0.0000	0.0000	0.0000	0.0000	0.0000	0.0000	0.0000	0.0000	0.0000	0.0000	0.0000	0.0000	0.0000	0.0000
Vendor	0.0000	0.0000	0.0000	0.0000	0.0000	0.0000	0.0000	0.0000	0.0000	0.0000	0.0000	0.0000	0.0000	0.0000	0.0000	0.0000
Worker	7.0000e-005	8.0000e-005	7.9000e-004	0.0000	3.2000e-004	0.0000	3.2000e-004	9.0000e-005	0.0000	9.0000e-005	0.0000	0.2270	0.2270	1.0000e-005	0.0000	0.2272
Total	**7.0000e-005**	**8.0000e-005**	**7.9000e-004**	**0.0000**	**3.2000e-004**	**0.0000**	**3.2000e-004**	**9.0000e-005**	**0.0000**	**9.0000e-005**	**0.0000**	**0.2270**	**0.2270**	**1.0000e-005**	**0.0000**	**0.2272**

Mitigated Construction On-Site

	ROG	NOx	CO	SO2	Fugitive PM10	Exhaust PM10	PM10 Total	Fugitive PM2.5	Exhaust PM2.5	PM2.5 Total	Bio- CO2	NBio- CO2	Total CO2	CH4	N2O	CO2e
Category	tons/yr										MT/yr					
Off-Road	3.1100e-003	0.0160	0.0357	6.0000e-005		7.4000e-004	7.4000e-004		7.4000e-004	7.4000e-004	0.0000	5.4255	5.4255	2.5000e-004	0.0000	5.4309

Paving	0.0000					0.0000	0.0000		0.0000	0.0000	0.0000	0.0000	0.0000	0.0000	0.0000	0.0000
Total	**3.1100e-003**	**0.0160**	**0.0357**	**6.0000e-005**		**7.4000e-004**	**7.4000e-004**		**7.4000e-004**	**7.4000e-004**	**0.0000**	**5.4255**	**5.4255**	**2.5000e-004**	**0.0000**	**5.4309**

Mitigated Construction Off-Site

	ROG	NOx	CO	SO2	Fugitive PM10	Exhaust PM10	PM10 Total	Fugitive PM2.5	Exhaust PM2.5	PM2.5 Total	Bio- CO2	NBio- CO2	Total CO2	CH4	N2O	CO2e
Category	tons/yr										MT/yr					
Hauling	0.0000	0.0000	0.0000	0.0000	0.0000	0.0000	0.0000	0.0000	0.0000	0.0000	0.0000	0.0000	0.0000	0.0000	0.0000	0.0000
Vendor	0.0000	0.0000	0.0000	0.0000	0.0000	0.0000	0.0000	0.0000	0.0000	0.0000	0.0000	0.0000	0.0000	0.0000	0.0000	0.0000
Worker	7.0000e-005	8.0000e-005	7.9000e-004	0.0000	3.2000e-004	0.0000	3.2000e-004	9.0000e-005	0.0000	9.0000e-005	0.0000	0.2270	0.2270	1.0000e-005	0.0000	0.2272
Total	**7.0000e-005**	**8.0000e-005**	**7.9000e-004**	**0.0000**	**3.2000e-004**	**0.0000**	**3.2000e-004**	**9.0000e-005**	**0.0000**	**9.0000e-005**	**0.0000**	**0.2270**	**0.2270**	**1.0000e-005**	**0.0000**	**0.2272**

4.0 Operational Detail - Mobile

4.1 Mitigation Measures Mobile

	ROG	NOx	CO	SO2	Fugitive PM10	Exhaust PM10	PM10 Total	Fugitive PM2.5	Exhaust PM2.5	PM2.5 Total	Bio- CO2	NBio- CO2	Total CO2	CH4	N2O	CO2e
Category	tons/yr										MT/yr					
Mitigated	0.0000	0.0000	0.0000	0.0000	0.0000	0.0000	0.0000	0.0000	0.0000	0.0000	0.0000	0.0000	0.0000	0.0000	0.0000	0.0000
Unmitigated	0.0000	0.0000	0.0000	0.0000	0.0000	0.0000	0.0000	0.0000	0.0000	0.0000	0.0000	0.0000	0.0000	0.0000	0.0000	0.0000

4.2 Trip Summary Information

	Average Daily Trip Rate			Unmitigated	Mitigated
Land Use	Weekday	Saturday	Sunday	Annual VMT	Annual VMT
User Defined Industrial	0.00	0.00	0.00		
Total	0.00	0.00	0.00		

4.3 Trip Type Information

	Miles			Trip %			Trip Purpose %		
Land Use	H-W or C-W	H-S or C-C	H-O or C-NW	H-W or C-W	H-S or C-C	H-O or C-NW	Primary	Diverted	Pass-by
User Defined Industrial	9.50	7.30	7.30	0.00	0.00	0.00	0	0	0

LDA	LDT1	LDT2	MDV	LHD1	LHD2	MHD	HHD	OBUS	UBUS	MCY	SBUS	MH
0.511899	0.073785	0.191337	0.129949	0.036287	0.005233	0.012831	0.024351	0.001922	0.001998	0.006506	0.000492	0.003409

5.0 Energy Detail

4.4 Fleet Mix

Historical Energy Use: N

5.1 Mitigation Measures Energy

	ROG	NOx	CO	SO2	Fugitive PM10	Exhaust PM10	PM10 Total	Fugitive PM2.5	Exhaust PM2.5	PM2.5 Total	Bio- CO2	NBio- CO2	Total CO2	CH4	N2O	CO2e
Category	tons/yr										MT/yr					
Electricity Mitigated						0.0000	0.0000		0.0000	0.0000	0.0000	0.0000	0.0000	0.0000	0.0000	0.0000
Electricity Unmitigated						0.0000	0.0000		0.0000	0.0000	0.0000	0.0000	0.0000	0.0000	0.0000	0.0000
NaturalGas Mitigated	0.0000	0.0000	0.0000	0.0000		0.0000	0.0000		0.0000	0.0000	0.0000	0.0000	0.0000	0.0000	0.0000	0.0000
NaturalGas Unmitigated	0.0000	0.0000	0.0000	0.0000		0.0000	0.0000		0.0000	0.0000	0.0000	0.0000	0.0000	0.0000	0.0000	0.0000

5.2 Energy by Land Use - NaturalGas

Unmitigated

	NaturalGas Use	ROG	NOx	CO	SO2	Fugitive PM10	Exhaust PM10	PM10 Total	Fugitive PM2.5	Exhaust PM2.5	PM2.5 Total	Bio- CO2	NBio- CO2	Total CO2	CH4	N2O	CO2e
Land Use	kBTU/yr	tons/yr										MT/yr					
User Defined Industrial	0	0.0000	0.0000	0.0000	0.0000		0.0000	0.0000		0.0000	0.0000	0.0000	0.0000	0.0000	0.0000	0.0000	0.0000
Total		**0.0000**	**0.0000**	**0.0000**	**0.0000**		**0.0000**	**0.0000**		**0.0000**	**0.0000**	**0.0000**	**0.0000**	**0.0000**	**0.0000**	**0.0000**	**0.0000**

Mitigated

	NaturalGas Use	ROG	NOx	CO	SO2	Fugitive PM10	Exhaust PM10	PM10 Total	Fugitive PM2.5	Exhaust PM2.5	PM2.5 Total	Bio- CO2	NBio- CO2	Total CO2	CH4	N2O	CO2e
Land Use	kBTU/yr	tons/yr										MT/yr					
User Defined Industrial	0	0.0000	0.0000	0.0000	0.0000		0.0000	0.0000		0.0000	0.0000	0.0000	0.0000	0.0000	0.0000	0.0000	0.0000
Total		**0.0000**	**0.0000**	**0.0000**	**0.0000**		**0.0000**	**0.0000**		**0.0000**	**0.0000**	**0.0000**	**0.0000**	**0.0000**	**0.0000**	**0.0000**	**0.0000**

5.3 Energy by Land Use - Electricity

Unmitigated

	Electricity Use	Total CO2	CH4	N2O	CO2e
Land Use	kWh/yr	MT/yr			
User Defined Industrial	0	0.0000	0.0000	0.0000	0.0000
Total		**0.0000**	**0.0000**	**0.0000**	**0.0000**

Mitigated

	Electricity Use	Total CO2	CH4	N2O	CO2e
Land Use	kWh/yr	MT/yr			
User Defined Industrial	0	0.0000	0.0000	0.0000	0.0000
Total		**0.0000**	**0.0000**	**0.0000**	**0.0000**

6.0 Area Detail

6.1 Mitigation Measures Area

	ROG	NOx	CO	SO2	Fugitive PM10	Exhaust PM10	PM10 Total	Fugitive PM2.5	Exhaust PM2.5	PM2.5 Total	Bio- CO2	NBio- CO2	Total CO2	CH4	N2O	CO2e
Category	tons/yr										MT/yr					
Mitigated	0.0000	0.0000	1.0000e-005	0.0000		0.0000	0.0000		0.0000	0.0000	0.0000	2.0000e-005	2.0000e-005	0.0000	0.0000	2.0000e-005

Unmitigated	0.0000	0.0000	1.0000e-005	0.0000		0.0000	0.0000		0.0000	0.0000	0.0000	2.0000e-005	2.0000e-005	0.0000	0.0000	2.0000e-005

6.2 Area by SubCategory

Unmitigated

	ROG	NOx	CO	SO2	Fugitive PM10	Exhaust PM10	PM10 Total	Fugitive PM2.5	Exhaust PM2.5	PM2.5 Total	Bio- CO2	NBio- CO2	Total CO2	CH4	N2O	CO2e
SubCategory	tons/yr										MT/yr					
Architectural Coating	0.0000					0.0000	0.0000		0.0000	0.0000	0.0000	0.0000	0.0000	0.0000	0.0000	0.0000
Consumer Products	0.0000					0.0000	0.0000		0.0000	0.0000	0.0000	0.0000	0.0000	0.0000	0.0000	0.0000
Landscaping	0.0000	0.0000	1.0000e-005	0.0000		0.0000	0.0000		0.0000	0.0000	0.0000	2.0000e-005	2.0000e-005	0.0000	0.0000	2.0000e-005
Total	**0.0000**	**0.0000**	**1.0000e-005**	**0.0000**		**0.0000**	**0.0000**		**0.0000**	**0.0000**	**0.0000**	**2.0000e-005**	**2.0000e-005**	**0.0000**	**0.0000**	**2.0000e-005**

Mitigated

	ROG	NOx	CO	SO2	Fugitive PM10	Exhaust PM10	PM10 Total	Fugitive PM2.5	Exhaust PM2.5	PM2.5 Total	Bio- CO2	NBio- CO2	Total CO2	CH4	N2O	CO2e
SubCategory	tons/yr										MT/yr					
Architectural Coating	0.0000					0.0000	0.0000		0.0000	0.0000	0.0000	0.0000	0.0000	0.0000	0.0000	0.0000
Consumer Products	0.0000					0.0000	0.0000		0.0000	0.0000	0.0000	0.0000	0.0000	0.0000	0.0000	0.0000
Landscaping	0.0000	0.0000	1.0000e-005	0.0000		0.0000	0.0000		0.0000	0.0000	0.0000	2.0000e-005	2.0000e-005	0.0000	0.0000	2.0000e-005
Total	**0.0000**	**0.0000**	**1.0000e-005**	**0.0000**		**0.0000**	**0.0000**		**0.0000**	**0.0000**	**0.0000**	**2.0000e-005**	**2.0000e-005**	**0.0000**	**0.0000**	**2.0000e-005**

7.0 Water Detail

7.1 Mitigation Measures Water

	Total CO2	CH4	N2O	CO2e
Category	MT/yr			
Mitigated	0.0000	0.0000	0.0000	0.0000
Unmitigated	0.0000	0.0000	0.0000	0.0000

7.2 Water by Land Use

Unmitigated

	Indoor/Outdoor Use	Total CO2	CH4	N2O	CO2e
Land Use	Mgal	MT/yr			
User Defined Industrial	0 / 0	0.0000	0.0000	0.0000	0.0000
Total		**0.0000**	**0.0000**	**0.0000**	**0.0000**

Mitigated

	Indoor/Outdoor Use	Total CO2	CH4	N2O	CO2e

Land Use	Mgal	MT/yr			
User Defined Industrial	0 / 0	0.0000	0.0000	0.0000	0.0000
Total		**0.0000**	**0.0000**	**0.0000**	**0.0000**

8.0 Waste Detail

8.1 Mitigation Measures Waste

Category/Year

	Total CO2	CH4	N2O	CO2e
	MT/yr			
Mitigated	0.0000	0.0000	0.0000	0.0000
Unmitigated	0.0000	0.0000	0.0000	0.0000

8.2 Waste by Land Use

Unmitigated

	Waste Disposed	Total CO2	CH4	N2O	CO2e
Land Use	tons	MT/yr			
User Defined Industrial	0	0.0000	0.0000	0.0000	0.0000

Total		**0.0000**	**0.0000**	**0.0000**	**0.0000**

Mitigated

	Waste Disposed	Total CO2	CH4	N2O	CO2e
Land Use	tons	MT/yr			
User Defined Industrial	0	0.0000	0.0000	0.0000	0.0000
Total		**0.0000**	**0.0000**	**0.0000**	**0.0000**

9.0 Operational Offroad

Equipment Type	Number	Hours/Day	Days/Year	Horse Power	Load Factor	Fuel Type

10.0 Vegetation

SB WRP Influent Pump Station Const

San Diego Air Basin, Annual

1.0 Project Characteristics

1.1 Land Usage

Land Uses	Size	Metric	Lot Acreage	Floor Surface Area	Population
User Defined Industrial	1.00	User Defined Unit	0.00	0.00	0

1.2 Other Project Characteristics

Urbanization	Urban	**Wind Speed (m/s)**	2.6	**Precipitation Freq (Days)**	40
Climate Zone	13			**Operational Year**	2030
Utility Company	San Diego Gas & Electric				
CO2 Intensity (lb/MWhr)	720.49	**CH4 Intensity (lb/MWhr)**	0.029	**N2O Intensity (lb/MWhr)**	0.006

1.3 User Entered Comments & Non-Default Data

Project Characteristics -

Land Use -

Construction Phase - Modified

Off-road Equipment - Modified

Off-road Equipment - Modified

Off-road Equipment - Modified

Off-road Equipment - Modified

Trips and VMT - Modified

Table Name	Column Name	Default Value	New Value
tblConstructionPhase	NumDays	0.00	482.00
tblConstructionPhase	NumDays	0.00	10.00

tblConstructionPhase	NumDays	0.00	10.00
tblConstructionPhase	NumDays	0.00	10.00
tblOffRoadEquipment	OffRoadEquipmentUnitAmount	4.00	0.00
tblOffRoadEquipment	OffRoadEquipmentUnitAmount	1.00	0.00
tblOffRoadEquipment	OffRoadEquipmentUnitAmount	1.00	0.00
tblOffRoadEquipment	OffRoadEquipmentUnitAmount	2.00	1.00
tblOffRoadEquipment	OffRoadEquipmentUnitAmount	1.00	0.00
tblOffRoadEquipment	OffRoadEquipmentUnitAmount	2.00	1.00
tblOffRoadEquipment	OffRoadEquipmentUnitAmount	2.00	1.00
tblOffRoadEquipment	OffRoadEquipmentUnitAmount	1.00	0.00
tblProjectCharacteristics	OperationalYear	2014	2030
tblTripsAndVMT	HaulingTripNumber	0.00	100.00
tblTripsAndVMT	VendorTripNumber	0.00	4.00
tblTripsAndVMT	VendorTripNumber	0.00	2.00
tblTripsAndVMT	WorkerTripNumber	0.00	8.00

2.0 Emissions Summary

2.1 Overall Construction

Unmitigated Construction

	ROG	NOx	CO	SO2	Fugitive PM10	Exhaust PM10	PM10 Total	Fugitive PM2.5	Exhaust PM2.5	PM2.5 Total	Bio- CO2	NBio- CO2	Total CO2	CH4	N2O	CO2e
Year	tons/yr										MT/yr					
2029	0.0131	0.1063	0.1505	2.7000e-004	0.0358	4.3300e-003	0.0401	0.0191	4.0800e-003	0.0232	0.0000	22.7714	22.7714	4.4000e-003	0.0000	22.8637
2030	0.1351	0.8175	1.8424	3.2200e-003	0.0101	0.0161	0.0262	2.7100e-003	0.0161	0.0188	0.0000	265.5169	265.5169	0.0109	0.0000	265.7453
2031	0.1108	0.6675	1.5043	2.6300e-003	8.3500e-003	0.0136	0.0219	2.2500e-003	0.0136	0.0158	0.0000	217.2289	217.2289	8.9300e-003	0.0000	217.4164
Total	**0.2589**	**1.5913**	**3.4972**	**6.1200e-003**	**0.0542**	**0.0340**	**0.0882**	**0.0241**	**0.0337**	**0.0578**	**0.0000**	**505.5172**	**505.5172**	**0.0242**	**0.0000**	**506.0254**

Mitigated Construction

	ROG	NOx	CO	SO2	Fugitive PM10	Exhaust PM10	PM10 Total	Fugitive PM2.5	Exhaust PM2.5	PM2.5 Total	Bio- CO2	NBio- CO2	Total CO2	CH4	N2O	CO2e
Year	tons/yr										MT/yr					
2029	0.0131	0.1063	0.1505	2.7000e-004	0.0358	4.3300e-003	0.0401	0.0191	4.0800e-003	0.0232	0.0000	22.7714	22.7714	4.4000e-003	0.0000	22.8637
2030	0.1351	0.8175	1.8424	3.2200e-003	0.0101	0.0161	0.0262	2.7100e-003	0.0161	0.0188	0.0000	265.5166	265.5166	0.0109	0.0000	265.7450
2031	0.1108	0.6675	1.5043	2.6300e-003	8.3500e-003	0.0136	0.0219	2.2500e-003	0.0136	0.0158	0.0000	217.2286	217.2286	8.9300e-003	0.0000	217.4161
Total	**0.2589**	**1.5913**	**3.4972**	**6.1200e-003**	**0.0542**	**0.0340**	**0.0882**	**0.0241**	**0.0337**	**0.0578**	**0.0000**	**505.5166**	**505.5166**	**0.0242**	**0.0000**	**506.0249**

	ROG	**NOx**	**CO**	**SO2**	**Fugitive PM10**	**Exhaust PM10**	**PM10 Total**	**Fugitive PM2.5**	**Exhaust PM2.5**	**PM2.5 Total**	**Bio- CO2**	**NBio-CO2**	**Total CO2**	**CH4**	**N20**	**CO2e**
Percent Reduction	**0.00**	**0.00**	**0.00**	**0.00**	**0.00**	**0.00**	**0.00**	**0.00**	**0.00**	**0.00**	**0.00**	**0.00**	**0.00**	**0.00**	**0.00**	**0.00**

2.2 Overall Operational

Unmitigated Operational

	ROG	NOx	CO	SO2	Fugitive PM10	Exhaust PM10	PM10 Total	Fugitive PM2.5	Exhaust PM2.5	PM2.5 Total	Bio- CO2	NBio- CO2	Total CO2	CH4	N2O	CO2e
Category	tons/yr										MT/yr					
Area	0.0000	0.0000	1.0000e-005	0.0000		0.0000	0.0000		0.0000	0.0000	0.0000	2.0000e-005	2.0000e-005	0.0000	0.0000	2.0000e-005
Energy	0.0000	0.0000	0.0000	0.0000		0.0000	0.0000		0.0000	0.0000	0.0000	0.0000	0.0000	0.0000	0.0000	0.0000
Mobile	0.0000	0.0000	0.0000	0.0000	0.0000	0.0000	0.0000	0.0000	0.0000	0.0000	0.0000	0.0000	0.0000	0.0000	0.0000	0.0000
Waste						0.0000	0.0000		0.0000	0.0000	0.0000	0.0000	0.0000	0.0000	0.0000	0.0000

Water						0.0000	0.0000		0.0000	0.0000	0.0000	0.0000	0.0000	0.0000	0.0000	0.0000
Total	**0.0000**	**0.0000**	**1.0000e-005**	**0.0000**	**0.0000**	**0.0000**	**0.0000**	**0.0000**	**0.0000**	**0.0000**	**0.0000**	**2.0000e-005**	**2.0000e-005**	**0.0000**	**0.0000**	**2.0000e-005**

Mitigated Operational

	ROG	NOx	CO	SO2	Fugitive PM10	Exhaust PM10	PM10 Total	Fugitive PM2.5	Exhaust PM2.5	PM2.5 Total	Bio- CO2	NBio- CO2	Total CO2	CH4	N2O	CO2e
Category	tons/yr										MT/yr					
Area	0.0000	0.0000	1.0000e-005	0.0000		0.0000	0.0000		0.0000	0.0000	0.0000	2.0000e-005	2.0000e-005	0.0000	0.0000	2.0000e-005
Energy	0.0000	0.0000	0.0000	0.0000		0.0000	0.0000		0.0000	0.0000	0.0000	0.0000	0.0000	0.0000	0.0000	0.0000
Mobile	0.0000	0.0000	0.0000	0.0000	0.0000	0.0000	0.0000	0.0000	0.0000	0.0000	0.0000	0.0000	0.0000	0.0000	0.0000	0.0000
Waste						0.0000	0.0000		0.0000	0.0000	0.0000	0.0000	0.0000	0.0000	0.0000	0.0000
Water						0.0000	0.0000		0.0000	0.0000	0.0000	0.0000	0.0000	0.0000	0.0000	0.0000
Total	**0.0000**	**0.0000**	**1.0000e-005**	**0.0000**	**0.0000**	**0.0000**	**0.0000**	**0.0000**	**0.0000**	**0.0000**	**0.0000**	**2.0000e-005**	**2.0000e-005**	**0.0000**	**0.0000**	**2.0000e-005**

	ROG	NOx	CO	SO2	Fugitive PM10	Exhaust PM10	PM10 Total	Fugitive PM2.5	Exhaust PM2.5	PM2.5 Total	Bio- CO2	NBio-CO2	Total CO2	CH4	N20	CO2e
Percent Reduction	**0.00**	**0.00**	**0.00**	**0.00**	**0.00**	**0.00**	**0.00**	**0.00**	**0.00**	**0.00**	**0.00**	**0.00**	**0.00**	**0.00**	**0.00**	**0.00**

3.0 Construction Detail

Construction Phase

Phase Number	Phase Name	Phase Type	Start Date	End Date	Num Days Week	Num Days	Phase Description
1	Site Preparation	Site Preparation	11/15/2029	11/28/2029	5	10	
2	Grading	Grading	11/29/2029	12/12/2029	5	10	

3	Building Construction	Building Construction	12/13/2029	10/17/2031	5	482	
4	Paving	Paving	10/18/2031	10/31/2031	5	10	

Acres of Grading (Site Preparation Phase): 0

Acres of Grading (Grading Phase): 0

Acres of Paving: 0

Residential Indoor: 0; Residential Outdoor: 0; Non-Residential Indoor: 0; Non-Residential Outdoor: 0 (Architectural Coating – sqft)

OffRoad Equipment

Phase Name	Offroad Equipment Type	Amount	Usage Hours	Horse Power	Load Factor
Site Preparation	Graders	0	8.00	174	0.41
Site Preparation	Rubber Tired Dozers	1	8.00	255	0.40
Site Preparation	Tractors/Loaders/Backhoes	1	8.00	97	0.37
Grading	Concrete/Industrial Saws	0	8.00	81	0.73
Grading	Rubber Tired Dozers	1	1.00	255	0.40
Grading	Tractors/Loaders/Backhoes	1	6.00	97	0.37
Building Construction	Cranes	0	4.00	226	0.29
Building Construction	Excavators	1	8.00	162	0.38
Building Construction	Forklifts	1	6.00	89	0.20
Building Construction	Pumps	1	8.00	84	0.74
Building Construction	Tractors/Loaders/Backhoes	1	8.00	97	0.37
Building Construction	Welders	2	8.00	46	0.45
Paving	Cement and Mortar Mixers	0	6.00	9	0.56
Paving	Pavers	1	7.00	125	0.42
Paving	Paving Equipment	1	8.00	130	0.36
Paving	Rollers	1	7.00	80	0.38
Paving	Tractors/Loaders/Backhoes	0	7.00	97	0.37

Trips and VMT

Phase Name	Offroad Equipment Count	Worker Trip Number	Vendor Trip Number	Hauling Trip Number	Worker Trip Length	Vendor Trip Length	Hauling Trip Length	Worker Vehicle Class	Vendor Vehicle Class	Hauling Vehicle Class
Site Preparation	2	5.00	4.00	0.00	10.80	7.30	20.00	LD_Mix	HDT_Mix	HHDT
Grading	2	5.00	0.00	100.00	10.80	7.30	20.00	LD_Mix	HDT_Mix	HHDT
Building Construction	6	8.00	2.00	0.00	10.80	7.30	20.00	LD_Mix	HDT_Mix	HHDT
Paving	3	8.00	0.00	0.00	10.80	7.30	20.00	LD_Mix	HDT_Mix	HHDT

3.1 Mitigation Measures Construction

3.2 Site Preparation - 2029

Unmitigated Construction On-Site

	ROG	NOx	CO	SO2	Fugitive PM10	Exhaust PM10	PM10 Total	Fugitive PM2.5	Exhaust PM2.5	PM2.5 Total	Bio- CO2	NBio- CO2	Total CO2	CH4	N2O	CO2e
Category	tons/yr										MT/yr					
Fugitive Dust					0.0301	0.0000	0.0301	0.0166	0.0000	0.0166	0.0000	0.0000	0.0000	0.0000	0.0000	0.0000
Off-Road	3.9600e-003	0.0370	0.0378	6.0000e-005		1.6300e-003	1.6300e-003		1.5000e-003	1.5000e-003	0.0000	5.2795	5.2795	1.7100e-003	0.0000	5.3154
Total	**3.9600e-003**	**0.0370**	**0.0378**	**6.0000e-005**	**0.0301**	**1.6300e-003**	**0.0317**	**0.0166**	**1.5000e-003**	**0.0181**	**0.0000**	**5.2795**	**5.2795**	**1.7100e-003**	**0.0000**	**5.3154**

Unmitigated Construction Off-Site

	ROG	NOx	CO	SO2	Fugitive PM10	Exhaust PM10	PM10 Total	Fugitive PM2.5	Exhaust PM2.5	PM2.5 Total	Bio- CO2	NBio- CO2	Total CO2	CH4	N2O	CO2e
Category	tons/yr										MT/yr					
Hauling	0.0000	0.0000	0.0000	0.0000	0.0000	0.0000	0.0000	0.0000	0.0000	0.0000	0.0000	0.0000	0.0000	0.0000	0.0000	0.0000
Vendor	1.2000e-004	7.2000e-004	1.7300e-003	0.0000	1.3000e-004	2.0000e-005	1.5000e-004	4.0000e-005	2.0000e-005	5.0000e-005	0.0000	0.3986	0.3986	0.0000	0.0000	0.3987

Worker	4.0000e-005	5.0000e-005	5.2000e-004	0.0000	2.0000e-004	0.0000	2.0000e-004	5.0000e-005	0.0000	5.0000e-005	0.0000	0.1434	0.1434	1.0000e-005	0.0000	0.1435
Total	**1.6000e-004**	**7.7000e-004**	**2.2500e-003**	**0.0000**	**3.3000e-004**	**2.0000e-005**	**3.5000e-004**	**9.0000e-005**	**2.0000e-005**	**1.0000e-004**	**0.0000**	**0.5420**	**0.5420**	**1.0000e-005**	**0.0000**	**0.5422**

Mitigated Construction On-Site

	ROG	NOx	CO	SO2	Fugitive PM10	Exhaust PM10	PM10 Total	Fugitive PM2.5	Exhaust PM2.5	PM2.5 Total	Bio- CO2	NBio- CO2	Total CO2	CH4	N2O	CO2e
Category	tons/yr										MT/yr					
Fugitive Dust					0.0301	0.0000	0.0301	0.0166	0.0000	0.0166	0.0000	0.0000	0.0000	0.0000	0.0000	0.0000
Off-Road	3.9600e-003	0.0370	0.0378	6.0000e-005		1.6300e-003	1.6300e-003		1.5000e-003	1.5000e-003	0.0000	5.2795	5.2795	1.7100e-003	0.0000	5.3153
Total	**3.9600e-003**	**0.0370**	**0.0378**	**6.0000e-005**	**0.0301**	**1.6300e-003**	**0.0317**	**0.0166**	**1.5000e-003**	**0.0181**	**0.0000**	**5.2795**	**5.2795**	**1.7100e-003**	**0.0000**	**5.3153**

Mitigated Construction Off-Site

	ROG	NOx	CO	SO2	Fugitive PM10	Exhaust PM10	PM10 Total	Fugitive PM2.5	Exhaust PM2.5	PM2.5 Total	Bio- CO2	NBio- CO2	Total CO2	CH4	N2O	CO2e
Category	tons/yr										MT/yr					
Hauling	0.0000	0.0000	0.0000	0.0000	0.0000	0.0000	0.0000	0.0000	0.0000	0.0000	0.0000	0.0000	0.0000	0.0000	0.0000	0.0000
Vendor	1.2000e-004	7.2000e-004	1.7300e-003	0.0000	1.3000e-004	2.0000e-005	1.5000e-004	4.0000e-005	2.0000e-005	5.0000e-005	0.0000	0.3986	0.3986	0.0000	0.0000	0.3987
Worker	4.0000e-005	5.0000e-005	5.2000e-004	0.0000	2.0000e-004	0.0000	2.0000e-004	5.0000e-005	0.0000	5.0000e-005	0.0000	0.1434	0.1434	1.0000e-005	0.0000	0.1435
Total	**1.6000e-004**	**7.7000e-004**	**2.2500e-003**	**0.0000**	**3.3000e-004**	**2.0000e-005**	**3.5000e-004**	**9.0000e-005**	**2.0000e-005**	**1.0000e-004**	**0.0000**	**0.5420**	**0.5420**	**1.0000e-005**	**0.0000**	**0.5422**

3.3 Grading - 2029

Unmitigated Construction On-Site

	ROG	NOx	CO	SO2	Fugitive PM10	Exhaust PM10	PM10 Total	Fugitive PM2.5	Exhaust PM2.5	PM2.5 Total	Bio- CO2	NBio- CO2	Total CO2	CH4	N2O	CO2e
Category	tons/yr										MT/yr					
Fugitive Dust					3.7600e-003	0.0000	3.7600e-003	2.0700e-003	0.0000	2.0700e-003	0.0000	0.0000	0.0000	0.0000	0.0000	0.0000
Off-Road	9.1000e-004	8.8000e-003	0.0117	2.0000e-005		3.7000e-004	3.7000e-004		3.4000e-004	3.4000e-004	0.0000	1.5163	1.5163	4.9000e-004	0.0000	1.5266
Total	**9.1000e-004**	**8.8000e-003**	**0.0117**	**2.0000e-005**	**3.7600e-003**	**3.7000e-004**	**4.1300e-003**	**2.0700e-003**	**3.4000e-004**	**2.4100e-003**	**0.0000**	**1.5163**	**1.5163**	**4.9000e-004**	**0.0000**	**1.5266**

Unmitigated Construction Off-Site

	ROG	NOx	CO	SO2	Fugitive PM10	Exhaust PM10	PM10 Total	Fugitive PM2.5	Exhaust PM2.5	PM2.5 Total	Bio- CO2	NBio- CO2	Total CO2	CH4	N2O	CO2e
Category	tons/yr										MT/yr					
Hauling	7.0000e-004	5.1300e-003	8.7500e-003	4.0000e-005	8.5000e-004	1.5000e-004	1.0000e-003	2.3000e-004	1.4000e-004	3.7000e-004	0.0000	3.1514	3.1514	2.0000e-005	0.0000	3.1519
Vendor	0.0000	0.0000	0.0000	0.0000	0.0000	0.0000	0.0000	0.0000	0.0000	0.0000	0.0000	0.0000	0.0000	0.0000	0.0000	0.0000
Worker	4.0000e-005	5.0000e-005	5.2000e-004	0.0000	2.0000e-004	0.0000	2.0000e-004	5.0000e-005	0.0000	5.0000e-005	0.0000	0.1434	0.1434	1.0000e-005	0.0000	0.1435
Total	**7.4000e-004**	**5.1800e-003**	**9.2700e-003**	**4.0000e-005**	**1.0500e-003**	**1.5000e-004**	**1.2000e-003**	**2.8000e-004**	**1.4000e-004**	**4.2000e-004**	**0.0000**	**3.2948**	**3.2948**	**3.0000e-005**	**0.0000**	**3.2954**

Mitigated Construction On-Site

	ROG	NOx	CO	SO2	Fugitive PM10	Exhaust PM10	PM10 Total	Fugitive PM2.5	Exhaust PM2.5	PM2.5 Total	Bio- CO2	NBio- CO2	Total CO2	CH4	N2O	CO2e
Category	tons/yr										MT/yr					

Fugitive Dust					3.7600e-003	0.0000	3.7600e-003	2.0700e-003	0.0000	2.0700e-003	0.0000	0.0000	0.0000	0.0000	0.0000	0.0000
Off-Road	9.1000e-004	8.8000e-003	0.0117	2.0000e-005		3.7000e-004	3.7000e-004		3.4000e-004	3.4000e-004	0.0000	1.5163	1.5163	4.9000e-004	0.0000	1.5266
Total	**9.1000e-004**	**8.8000e-003**	**0.0117**	**2.0000e-005**	**3.7600e-003**	**3.7000e-004**	**4.1300e-003**	**2.0700e-003**	**3.4000e-004**	**2.4100e-003**	**0.0000**	**1.5163**	**1.5163**	**4.9000e-004**	**0.0000**	**1.5266**

Mitigated Construction Off-Site

	ROG	NOx	CO	SO2	Fugitive PM10	Exhaust PM10	PM10 Total	Fugitive PM2.5	Exhaust PM2.5	PM2.5 Total	Bio- CO2	NBio- CO2	Total CO2	CH4	N2O	CO2e
Category	tons/yr										MT/yr					
Hauling	7.0000e-004	5.1300e-003	8.7500e-003	4.0000e-005	8.5000e-004	1.5000e-004	1.0000e-003	2.3000e-004	1.4000e-004	3.7000e-004	0.0000	3.1514	3.1514	2.0000e-005	0.0000	3.1519
Vendor	0.0000	0.0000	0.0000	0.0000	0.0000	0.0000	0.0000	0.0000	0.0000	0.0000	0.0000	0.0000	0.0000	0.0000	0.0000	0.0000
Worker	4.0000e-005	5.0000e-005	5.2000e-004	0.0000	2.0000e-004	0.0000	2.0000e-004	5.0000e-005	0.0000	5.0000e-005	0.0000	0.1434	0.1434	1.0000e-005	0.0000	0.1435
Total	**7.4000e-004**	**5.1800e-003**	**9.2700e-003**	**4.0000e-005**	**1.0500e-003**	**1.5000e-004**	**1.2000e-003**	**2.8000e-004**	**1.4000e-004**	**4.2000e-004**	**0.0000**	**3.2948**	**3.2948**	**3.0000e-005**	**0.0000**	**3.2954**

3.4 Building Construction - 2029

Unmitigated Construction On-Site

	ROG	NOx	CO	SO2	Fugitive PM10	Exhaust PM10	PM10 Total	Fugitive PM2.5	Exhaust PM2.5	PM2.5 Total	Bio- CO2	NBio- CO2	Total CO2	CH4	N2O	CO2e
Category	tons/yr										MT/yr					
Off-Road	7.1100e-003	0.0540	0.0874	1.4000e-004		2.1500e-003	2.1500e-003		2.0700e-003	2.0700e-003	0.0000	11.5816	11.5816	2.1500e-003	0.0000	11.6267
Total	**7.1100e-003**	**0.0540**	**0.0874**	**1.4000e-004**		**2.1500e-003**	**2.1500e-003**		**2.0700e-003**	**2.0700e-003**	**0.0000**	**11.5816**	**11.5816**	**2.1500e-003**	**0.0000**	**11.6267**

Unmitigated Construction Off-Site

	ROG	NOx	CO	SO2	Fugitive PM10	Exhaust PM10	PM10 Total	Fugitive PM2.5	Exhaust PM2.5	PM2.5 Total	Bio- CO2	NBio- CO2	Total CO2	CH4	N2O	CO2e
Category	tons/yr										MT/yr					
Hauling	0.0000	0.0000	0.0000	0.0000	0.0000	0.0000	0.0000	0.0000	0.0000	0.0000	0.0000	0.0000	0.0000	0.0000	0.0000	0.0000
Vendor	8.0000e-005	4.7000e-004	1.1300e-003	0.0000	8.0000e-005	1.0000e-005	1.0000e-004	2.0000e-005	1.0000e-005	3.0000e-005	0.0000	0.2591	0.2591	0.0000	0.0000	0.2591
Worker	9.0000e-005	1.1000e-004	1.0800e-003	1.0000e-005	4.2000e-004	0.0000	4.2000e-004	1.1000e-004	0.0000	1.1000e-004	0.0000	0.2982	0.2982	1.0000e-005	0.0000	0.2985
Total	**1.7000e-004**	**5.8000e-004**	**2.2100e-003**	**1.0000e-005**	**5.0000e-004**	**1.0000e-005**	**5.2000e-004**	**1.3000e-004**	**1.0000e-005**	**1.4000e-004**	**0.0000**	**0.5573**	**0.5573**	**1.0000e-005**	**0.0000**	**0.5576**

Mitigated Construction On-Site

	ROG	NOx	CO	SO2	Fugitive PM10	Exhaust PM10	PM10 Total	Fugitive PM2.5	Exhaust PM2.5	PM2.5 Total	Bio- CO2	NBio- CO2	Total CO2	CH4	N2O	CO2e
Category	tons/yr										MT/yr					
Off-Road	7.1100e-003	0.0540	0.0874	1.4000e-004		2.1500e-003	2.1500e-003		2.0700e-003	2.0700e-003	0.0000	11.5815	11.5815	2.1500e-003	0.0000	11.6266
Total	**7.1100e-003**	**0.0540**	**0.0874**	**1.4000e-004**		**2.1500e-003**	**2.1500e-003**		**2.0700e-003**	**2.0700e-003**	**0.0000**	**11.5815**	**11.5815**	**2.1500e-003**	**0.0000**	**11.6266**

Mitigated Construction Off-Site

	ROG	NOx	CO	SO2	Fugitive PM10	Exhaust PM10	PM10 Total	Fugitive PM2.5	Exhaust PM2.5	PM2.5 Total	Bio- CO2	NBio- CO2	Total CO2	CH4	N2O	CO2e

Category	tons/yr										MT/yr					
Hauling	0.0000	0.0000	0.0000	0.0000	0.0000	0.0000	0.0000	0.0000	0.0000	0.0000	0.0000	0.0000	0.0000	0.0000	0.0000	0.0000
Vendor	8.0000e-005	4.7000e-004	1.1300e-003	0.0000	8.0000e-005	1.0000e-005	1.0000e-004	2.0000e-005	1.0000e-005	3.0000e-005	0.0000	0.2591	0.2591	0.0000	0.0000	0.2591
Worker	9.0000e-005	1.1000e-004	1.0800e-003	1.0000e-005	4.2000e-004	0.0000	4.2000e-004	1.1000e-004	0.0000	1.1000e-004	0.0000	0.2982	0.2982	1.0000e-005	0.0000	0.2985
Total	**1.7000e-004**	**5.8000e-004**	**2.2100e-003**	**1.0000e-005**	**5.0000e-004**	**1.0000e-005**	**5.2000e-004**	**1.3000e-004**	**1.0000e-005**	**1.4000e-004**	**0.0000**	**0.5573**	**0.5573**	**1.0000e-005**	**0.0000**	**0.5576**

3.4 Building Construction - 2030

Unmitigated Construction On-Site

	ROG	NOx	CO	SO2	Fugitive PM10	Exhaust PM10	PM10 Total	Fugitive PM2.5	Exhaust PM2.5	PM2.5 Total	Bio- CO2	NBio- CO2	Total CO2	CH4	N2O	CO2e
Category	tons/yr										MT/yr					
Off-Road	0.1317	0.8060	1.7989	3.0600e-003		0.0158	0.0158		0.0158	0.0158	0.0000	254.3614	254.3614	0.0106	0.0000	254.5840
Total	**0.1317**	**0.8060**	**1.7989**	**3.0600e-003**		**0.0158**	**0.0158**		**0.0158**	**0.0158**	**0.0000**	**254.3614**	**254.3614**	**0.0106**	**0.0000**	**254.5840**

Unmitigated Construction Off-Site

	ROG	NOx	CO	SO2	Fugitive PM10	Exhaust PM10	PM10 Total	Fugitive PM2.5	Exhaust PM2.5	PM2.5 Total	Bio- CO2	NBio- CO2	Total CO2	CH4	N2O	CO2e
Category	tons/yr										MT/yr					
Hauling	0.0000	0.0000	0.0000	0.0000	0.0000	0.0000	0.0000	0.0000	0.0000	0.0000	0.0000	0.0000	0.0000	0.0000	0.0000	0.0000
Vendor	1.6000e-003	9.3100e-003	0.0225	6.0000e-005	1.7000e-003	2.2000e-004	1.9200e-003	4.9000e-004	2.0000e-004	6.9000e-004	0.0000	5.2024	5.2024	4.0000e-005	0.0000	5.2031
Worker	1.7500e-003	2.2300e-003	0.0211	1.0000e-004	8.3700e-003	7.0000e-005	8.4400e-003	2.2200e-003	6.0000e-005	2.2900e-003	0.0000	5.9532	5.9532	2.4000e-004	0.0000	5.9582

Total	**3.3500e-003**	**0.0115**	**0.0435**	**1.6000e-004**	**0.0101**	**2.9000e-004**	**0.0104**	**2.7100e-003**	**2.6000e-004**	**2.9800e-003**	**0.0000**	**11.1555**	**11.1555**	**2.8000e-004**	**0.0000**	**11.1613**

Mitigated Construction On-Site

	ROG	NOx	CO	SO2	Fugitive PM10	Exhaust PM10	PM10 Total	Fugitive PM2.5	Exhaust PM2.5	PM2.5 Total	Bio- CO2	NBio- CO2	Total CO2	CH4	N2O	CO2e
Category	tons/yr										MT/yr					
Off-Road	0.1317	0.8060	1.7989	3.0600e-003		0.0158	0.0158		0.0158	0.0158	0.0000	254.3611	254.3611	0.0106	0.0000	254.5837
Total	**0.1317**	**0.8060**	**1.7989**	**3.0600e-003**		**0.0158**	**0.0158**		**0.0158**	**0.0158**	**0.0000**	**254.3611**	**254.3611**	**0.0106**	**0.0000**	**254.5837**

Mitigated Construction Off-Site

	ROG	NOx	CO	SO2	Fugitive PM10	Exhaust PM10	PM10 Total	Fugitive PM2.5	Exhaust PM2.5	PM2.5 Total	Bio- CO2	NBio- CO2	Total CO2	CH4	N2O	CO2e
Category	tons/yr										MT/yr					
Hauling	0.0000	0.0000	0.0000	0.0000	0.0000	0.0000	0.0000	0.0000	0.0000	0.0000	0.0000	0.0000	0.0000	0.0000	0.0000	0.0000
Vendor	1.6000e-003	9.3100e-003	0.0225	6.0000e-005	1.7000e-003	2.2000e-004	1.9200e-003	4.9000e-004	2.0000e-004	6.9000e-004	0.0000	5.2024	5.2024	4.0000e-005	0.0000	5.2031
Worker	1.7500e-003	2.2300e-003	0.0211	1.0000e-004	8.3700e-003	7.0000e-005	8.4400e-003	2.2200e-003	6.0000e-005	2.2900e-003	0.0000	5.9532	5.9532	2.4000e-004	0.0000	5.9582
Total	**3.3500e-003**	**0.0115**	**0.0435**	**1.6000e-004**	**0.0101**	**2.9000e-004**	**0.0104**	**2.7100e-003**	**2.6000e-004**	**2.9800e-003**	**0.0000**	**11.1555**	**11.1555**	**2.8000e-004**	**0.0000**	**11.1613**

3.4 Building Construction - 2031

Unmitigated Construction On-Site

	ROG	NOx	CO	SO2	Fugitive PM10	Exhaust PM10	PM10 Total	Fugitive PM2.5	Exhaust PM2.5	PM2.5 Total	Bio- CO2	NBio- CO2	Total CO2	CH4	N2O	CO2e
Category	tons/yr										MT/yr					
Off-Road	0.1050	0.6423	1.4336	2.4400e-003		0.0126	0.0126		0.0126	0.0126	0.0000	202.7094	202.7094	8.4500e-003	0.0000	202.8869
Total	**0.1050**	**0.6423**	**1.4336**	**2.4400e-003**		**0.0126**	**0.0126**		**0.0126**	**0.0126**	**0.0000**	**202.7094**	**202.7094**	**8.4500e-003**	**0.0000**	**202.8869**

Unmitigated Construction Off-Site

	ROG	NOx	CO	SO2	Fugitive PM10	Exhaust PM10	PM10 Total	Fugitive PM2.5	Exhaust PM2.5	PM2.5 Total	Bio- CO2	NBio- CO2	Total CO2	CH4	N2O	CO2e
Category	tons/yr										MT/yr					
Hauling	0.0000	0.0000	0.0000	0.0000	0.0000	0.0000	0.0000	0.0000	0.0000	0.0000	0.0000	0.0000	0.0000	0.0000	0.0000	0.0000
Vendor	1.2700e-003	7.3900e-003	0.0178	5.0000e-005	1.3500e-003	1.7000e-004	1.5300e-003	3.9000e-004	1.6000e-004	5.5000e-004	0.0000	4.1457	4.1457	3.0000e-005	0.0000	4.1464
Worker	1.3600e-003	1.7300e-003	0.0164	8.0000e-005	6.6700e-003	5.0000e-005	6.7200e-003	1.7700e-003	5.0000e-005	1.8200e-003	0.0000	4.7212	4.7212	1.9000e-004	0.0000	4.7251
Total	**2.6300e-003**	**9.1200e-003**	**0.0343**	**1.3000e-004**	**8.0200e-003**	**2.2000e-004**	**8.2500e-003**	**2.1600e-003**	**2.1000e-004**	**2.3700e-003**	**0.0000**	**8.8669**	**8.8669**	**2.2000e-004**	**0.0000**	**8.8715**

Mitigated Construction On-Site

	ROG	NOx	CO	SO2	Fugitive PM10	Exhaust PM10	PM10 Total	Fugitive PM2.5	Exhaust PM2.5	PM2.5 Total	Bio- CO2	NBio- CO2	Total CO2	CH4	N2O	CO2e
Category	tons/yr										MT/yr					

Off-Road	0.1050	0.6423	1.4336	2.4400e-003		0.0126	0.0126		0.0126	0.0126	0.0000	202.7092	202.7092	8.4500e-003	0.0000	202.8866
Total	**0.1050**	**0.6423**	**1.4336**	**2.4400e-003**		**0.0126**	**0.0126**		**0.0126**	**0.0126**	**0.0000**	**202.7092**	**202.7092**	**8.4500e-003**	**0.0000**	**202.8866**

Mitigated Construction Off-Site

	ROG	NOx	CO	SO2	Fugitive PM10	Exhaust PM10	PM10 Total	Fugitive PM2.5	Exhaust PM2.5	PM2.5 Total	Bio- CO2	NBio- CO2	Total CO2	CH4	N2O	CO2e
Category	tons/yr										MT/yr					
Hauling	0.0000	0.0000	0.0000	0.0000	0.0000	0.0000	0.0000	0.0000	0.0000	0.0000	0.0000	0.0000	0.0000	0.0000	0.0000	0.0000
Vendor	1.2700e-003	7.3900e-003	0.0178	5.0000e-005	1.3500e-003	1.7000e-004	1.5300e-003	3.9000e-004	1.6000e-004	5.5000e-004	0.0000	4.1457	4.1457	3.0000e-005	0.0000	4.1464
Worker	1.3600e-003	1.7300e-003	0.0164	8.0000e-005	6.6700e-003	5.0000e-005	6.7200e-003	1.7700e-003	5.0000e-005	1.8200e-003	0.0000	4.7212	4.7212	1.9000e-004	0.0000	4.7251
Total	**2.6300e-003**	**9.1200e-003**	**0.0343**	**1.3000e-004**	**8.0200e-003**	**2.2000e-004**	**8.2500e-003**	**2.1600e-003**	**2.1000e-004**	**2.3700e-003**	**0.0000**	**8.8669**	**8.8669**	**2.2000e-004**	**0.0000**	**8.8715**

3.5 Paving - 2031

Unmitigated Construction On-Site

	ROG	NOx	CO	SO2	Fugitive PM10	Exhaust PM10	PM10 Total	Fugitive PM2.5	Exhaust PM2.5	PM2.5 Total	Bio- CO2	NBio- CO2	Total CO2	CH4	N2O	CO2e
Category	tons/yr										MT/yr					
Off-Road	3.1100e-003	0.0160	0.0357	6.0000e-005		7.4000e-004	7.4000e-004		7.4000e-004	7.4000e-004	0.0000	5.4256	5.4256	2.5000e-004	0.0000	5.4309
Paving	0.0000					0.0000	0.0000		0.0000	0.0000	0.0000	0.0000	0.0000	0.0000	0.0000	0.0000
Total	**3.1100e-003**	**0.0160**	**0.0357**	**6.0000e-005**		**7.4000e-004**	**7.4000e-004**		**7.4000e-004**	**7.4000e-004**	**0.0000**	**5.4256**	**5.4256**	**2.5000e-004**	**0.0000**	**5.4309**

Unmitigated Construction Off-Site

	ROG	NOx	CO	SO2	Fugitive PM10	Exhaust PM10	PM10 Total	Fugitive PM2.5	Exhaust PM2.5	PM2.5 Total	Bio- CO2	NBio- CO2	Total CO2	CH4	N2O	CO2e
Category	tons/yr										MT/yr					
Hauling	0.0000	0.0000	0.0000	0.0000	0.0000	0.0000	0.0000	0.0000	0.0000	0.0000	0.0000	0.0000	0.0000	0.0000	0.0000	0.0000
Vendor	0.0000	0.0000	0.0000	0.0000	0.0000	0.0000	0.0000	0.0000	0.0000	0.0000	0.0000	0.0000	0.0000	0.0000	0.0000	0.0000
Worker	7.0000e-005	8.0000e-005	7.9000e-004	0.0000	3.2000e-004	0.0000	3.2000e-004	9.0000e-005	0.0000	9.0000e-005	0.0000	0.2270	0.2270	1.0000e-005	0.0000	0.2272
Total	**7.0000e-005**	**8.0000e-005**	**7.9000e-004**	**0.0000**	**3.2000e-004**	**0.0000**	**3.2000e-004**	**9.0000e-005**	**0.0000**	**9.0000e-005**	**0.0000**	**0.2270**	**0.2270**	**1.0000e-005**	**0.0000**	**0.2272**

Mitigated Construction On-Site

	ROG	NOx	CO	SO2	Fugitive PM10	Exhaust PM10	PM10 Total	Fugitive PM2.5	Exhaust PM2.5	PM2.5 Total	Bio- CO2	NBio- CO2	Total CO2	CH4	N2O	CO2e
Category	tons/yr										MT/yr					
Off-Road	3.1100e-003	0.0160	0.0357	6.0000e-005		7.4000e-004	7.4000e-004		7.4000e-004	7.4000e-004	0.0000	5.4255	5.4255	2.5000e-004	0.0000	5.4309
Paving	0.0000					0.0000	0.0000		0.0000	0.0000	0.0000	0.0000	0.0000	0.0000	0.0000	0.0000
Total	**3.1100e-003**	**0.0160**	**0.0357**	**6.0000e-005**		**7.4000e-004**	**7.4000e-004**		**7.4000e-004**	**7.4000e-004**	**0.0000**	**5.4255**	**5.4255**	**2.5000e-004**	**0.0000**	**5.4309**

Mitigated Construction Off-Site

	ROG	NOx	CO	SO2	Fugitive PM10	Exhaust PM10	PM10 Total	Fugitive PM2.5	Exhaust PM2.5	PM2.5 Total	Bio- CO2	NBio- CO2	Total CO2	CH4	N2O	CO2e

Category	tons/yr										MT/yr					
Hauling	0.0000	0.0000	0.0000	0.0000	0.0000	0.0000	0.0000	0.0000	0.0000	0.0000	0.0000	0.0000	0.0000	0.0000	0.0000	0.0000
Vendor	0.0000	0.0000	0.0000	0.0000	0.0000	0.0000	0.0000	0.0000	0.0000	0.0000	0.0000	0.0000	0.0000	0.0000	0.0000	0.0000
Worker	7.0000e-005	8.0000e-005	7.9000e-004	0.0000	3.2000e-004	0.0000	3.2000e-004	9.0000e-005	0.0000	9.0000e-005	0.0000	0.2270	0.2270	1.0000e-005	0.0000	0.2272
Total	**7.0000e-005**	**8.0000e-005**	**7.9000e-004**	**0.0000**	**3.2000e-004**	**0.0000**	**3.2000e-004**	**9.0000e-005**	**0.0000**	**9.0000e-005**	**0.0000**	**0.2270**	**0.2270**	**1.0000e-005**	**0.0000**	**0.2272**

4.0 Operational Detail - Mobile

4.1 Mitigation Measures Mobile

	ROG	NOx	CO	SO2	Fugitive PM10	Exhaust PM10	PM10 Total	Fugitive PM2.5	Exhaust PM2.5	PM2.5 Total	Bio- CO2	NBio- CO2	Total CO2	CH4	N2O	CO2e
Category	tons/yr										MT/yr					
Mitigated	0.0000	0.0000	0.0000	0.0000	0.0000	0.0000	0.0000	0.0000	0.0000	0.0000	0.0000	0.0000	0.0000	0.0000	0.0000	0.0000
Unmitigated	0.0000	0.0000	0.0000	0.0000	0.0000	0.0000	0.0000	0.0000	0.0000	0.0000	0.0000	0.0000	0.0000	0.0000	0.0000	0.0000

4.2 Trip Summary Information

	Average Daily Trip Rate			Unmitigated	Mitigated
Land Use	Weekday	Saturday	Sunday	Annual VMT	Annual VMT
User Defined Industrial	0.00	0.00	0.00		
Total	0.00	0.00	0.00		

4.3 Trip Type Information

	Miles			Trip %			Trip Purpose %		
Land Use	H-W or C-W	H-S or C-C	H-O or C-NW	H-W or C-W	H-S or C-C	H-O or C-NW	Primary	Diverted	Pass-by

User Defined Industrial	9.50	7.30	7.30	0.00	0.00	0.00	0	0	0

LDA	LDT1	LDT2	MDV	LHD1	LHD2	MHD	HHD	OBUS	UBUS	MCY	SBUS	MH
0.511899	0.073785	0.191337	0.129949	0.036287	0.005233	0.012831	0.024351	0.001922	0.001998	0.006506	0.000492	0.003409

5.0 Energy Detail

4.4 Fleet Mix

Historical Energy Use: N

5.1 Mitigation Measures Energy

	ROG	NOx	CO	SO2	Fugitive PM10	Exhaust PM10	PM10 Total	Fugitive PM2.5	Exhaust PM2.5	PM2.5 Total	Bio- CO2	NBio- CO2	Total CO2	CH4	N2O	CO2e
Category	tons/yr										MT/yr					
Electricity Mitigated						0.0000	0.0000		0.0000	0.0000	0.0000	0.0000	0.0000	0.0000	0.0000	0.0000
Electricity Unmitigated						0.0000	0.0000		0.0000	0.0000	0.0000	0.0000	0.0000	0.0000	0.0000	0.0000
NaturalGas Mitigated	0.0000	0.0000	0.0000	0.0000		0.0000	0.0000		0.0000	0.0000	0.0000	0.0000	0.0000	0.0000	0.0000	0.0000
NaturalGas Unmitigated	0.0000	0.0000	0.0000	0.0000		0.0000	0.0000		0.0000	0.0000	0.0000	0.0000	0.0000	0.0000	0.0000	0.0000

5.2 Energy by Land Use - NaturalGas

Unmitigated

	NaturalGas Use	ROG	NOx	CO	SO2	Fugitive PM10	Exhaust PM10	PM10 Total	Fugitive PM2.5	Exhaust PM2.5	PM2.5 Total	Bio- CO2	NBio- CO2	Total CO2	CH4	N2O	CO2e
Land Use	kBTU/yr	tons/yr										MT/yr					

User Defined Industrial	0	0.0000	0.0000	0.0000	0.0000		0.0000	0.0000		0.0000	0.0000	0.0000	0.0000	0.0000	0.0000	0.0000	0.0000
Total		**0.0000**	**0.0000**	**0.0000**	**0.0000**		**0.0000**	**0.0000**		**0.0000**	**0.0000**	**0.0000**	**0.0000**	**0.0000**	**0.0000**	**0.0000**	**0.0000**

Mitigated

	NaturalGas Use	ROG	NOx	CO	SO2	Fugitive PM10	Exhaust PM10	PM10 Total	Fugitive PM2.5	Exhaust PM2.5	PM2.5 Total	Bio- CO2	NBio- CO2	Total CO2	CH4	N2O	CO2e
Land Use	kBTU/yr	tons/yr										MT/yr					
User Defined Industrial	0	0.0000	0.0000	0.0000	0.0000		0.0000	0.0000		0.0000	0.0000	0.0000	0.0000	0.0000	0.0000	0.0000	0.0000
Total		**0.0000**	**0.0000**	**0.0000**	**0.0000**		**0.0000**	**0.0000**		**0.0000**	**0.0000**	**0.0000**	**0.0000**	**0.0000**	**0.0000**	**0.0000**	**0.0000**

5.3 Energy by Land Use - Electricity

Unmitigated

	Electricity Use	Total CO2	CH4	N2O	CO2e
Land Use	kWh/yr	MT/yr			
User Defined Industrial	0	0.0000	0.0000	0.0000	0.0000
Total		**0.0000**	**0.0000**	**0.0000**	**0.0000**

Mitigated

	Electricity Use	Total CO2	CH4	N2O	CO2e
Land Use	kWh/yr	MT/yr			
User Defined Industrial	0	0.0000	0.0000	0.0000	0.0000
Total		**0.0000**	**0.0000**	**0.0000**	**0.0000**

6.0 Area Detail

6.1 Mitigation Measures Area

	ROG	NOx	CO	SO2	Fugitive PM10	Exhaust PM10	PM10 Total	Fugitive PM2.5	Exhaust PM2.5	PM2.5 Total	Bio- CO2	NBio- CO2	Total CO2	CH4	N2O	CO2e
Category	tons/yr										MT/yr					
Mitigated	0.0000	0.0000	1.0000e-005	0.0000		0.0000	0.0000		0.0000	0.0000	0.0000	2.0000e-005	2.0000e-005	0.0000	0.0000	2.0000e-005
Unmitigated	0.0000	0.0000	1.0000e-005	0.0000		0.0000	0.0000		0.0000	0.0000	0.0000	2.0000e-005	2.0000e-005	0.0000	0.0000	2.0000e-005

6.2 Area by SubCategory

Unmitigated

	ROG	NOx	CO	SO2	Fugitive PM10	Exhaust PM10	PM10 Total	Fugitive PM2.5	Exhaust PM2.5	PM2.5 Total	Bio- CO2	NBio- CO2	Total CO2	CH4	N2O	CO2e

SubCategory	tons/yr										MT/yr					
Architectural Coating	0.0000					0.0000	0.0000		0.0000	0.0000	0.0000	0.0000	0.0000	0.0000	0.0000	0.0000
Consumer Products	0.0000					0.0000	0.0000		0.0000	0.0000	0.0000	0.0000	0.0000	0.0000	0.0000	0.0000
Landscaping	0.0000	0.0000	1.0000e-005	0.0000		0.0000	0.0000		0.0000	0.0000	0.0000	2.0000e-005	2.0000e-005	0.0000	0.0000	2.0000e-005
Total	**0.0000**	**0.0000**	**1.0000e-005**	**0.0000**		**0.0000**	**0.0000**		**0.0000**	**0.0000**	**0.0000**	**2.0000e-005**	**2.0000e-005**	**0.0000**	**0.0000**	**2.0000e-005**

Mitigated

	ROG	NOx	CO	SO2	Fugitive PM10	Exhaust PM10	PM10 Total	Fugitive PM2.5	Exhaust PM2.5	PM2.5 Total	Bio- CO2	NBio- CO2	Total CO2	CH4	N2O	CO2e
SubCategory	tons/yr										MT/yr					
Consumer Products	0.0000					0.0000	0.0000		0.0000	0.0000	0.0000	0.0000	0.0000	0.0000	0.0000	0.0000
Landscaping	0.0000	0.0000	1.0000e-005	0.0000		0.0000	0.0000		0.0000	0.0000	0.0000	2.0000e-005	2.0000e-005	0.0000	0.0000	2.0000e-005
Architectural Coating	0.0000					0.0000	0.0000		0.0000	0.0000	0.0000	0.0000	0.0000	0.0000	0.0000	0.0000
Total	**0.0000**	**0.0000**	**1.0000e-005**	**0.0000**		**0.0000**	**0.0000**		**0.0000**	**0.0000**	**0.0000**	**2.0000e-005**	**2.0000e-005**	**0.0000**	**0.0000**	**2.0000e-005**

7.0 Water Detail

7.1 Mitigation Measures Water

	Total CO2	CH4	N2O	CO2e
Category	MT/yr			
Mitigated	0.0000	0.0000	0.0000	0.0000

Unmitigated	0.0000	0.0000	0.0000	0.0000

7.2 Water by Land Use

Unmitigated

	Indoor/Outdoor Use	Total CO2	CH4	N2O	CO2e
Land Use	Mgal	MT/yr			
User Defined Industrial	0 / 0	0.0000	0.0000	0.0000	0.0000
Total		**0.0000**	**0.0000**	**0.0000**	**0.0000**

Mitigated

	Indoor/Outdoor Use	Total CO2	CH4	N2O	CO2e
Land Use	Mgal	MT/yr			
User Defined Industrial	0 / 0	0.0000	0.0000	0.0000	0.0000
Total		**0.0000**	**0.0000**	**0.0000**	**0.0000**

8.0 Waste Detail

8.1 Mitigation Measures Waste

Category/Year

	Total CO2	CH4	N2O	CO2e
	MT/yr			
Mitigated	0.0000	0.0000	0.0000	0.0000
Unmitigated	0.0000	0.0000	0.0000	0.0000

8.2 Waste by Land Use

Unmitigated

	Waste Disposed	Total CO2	CH4	N2O	CO2e
Land Use	tons	MT/yr			
User Defined Industrial	0	0.0000	0.0000	0.0000	0.0000
Total		**0.0000**	**0.0000**	**0.0000**	**0.0000**

Mitigated

	Waste Disposed	Total CO2	CH4	N2O	CO2e
Land Use	tons	MT/yr			

User Defined Industrial	0	0.0000	0.0000	0.0000	0.0000
Total		**0.0000**	**0.0000**	**0.0000**	**0.0000**

9.0 Operational Offroad

Equipment Type	Number	Hours/Day	Days/Year	Horse Power	Load Factor	Fuel Type

10.0 Vegetation

APPENDIX B

CalEEMod Outputs and Estimated Operational Emissions

Pure Water Operational Worker Trips

San Diego County, Annual

1.0 Project Characteristics

1.1 Land Usage

Land Uses	Size	Metric	Lot Acreage	Floor Surface Area	Population
User Defined Industrial	1.00	User Defined Unit	1.00	1,000.00	0

1.2 Other Project Characteristics

Urbanization	Urban	**Wind Speed (m/s)**	2.6	**Precipitation Freq (Days)**	40
Climate Zone	13			**Operational Year**	2023
Utility Company	San Diego Gas & Electric				
CO2 Intensity (lb/MWhr)	720.49	**CH4 Intensity (lb/MWhr)**	0.029	**N2O Intensity (lb/MWhr)**	0.006

1.3 User Entered Comments & Non-Default Data

Project Characteristics -

Land Use - unit amount = 1

Construction Phase - No construction emissions modeled

Off-road Equipment -

Off-road Equipment -

Vehicle Trips - estimated 271 workers per day, 7 days per week, default San Diego County trip distances

Consumer Products - N/A

Area Coating - N/A

Landscape Equipment - N/A

Table Name	Column Name	Default Value	New Value
tblAreaCoating	ReapplicationRatePercent	10	0

tblLandUse	LandUseSquareFeet	0.00	1,000.00
tblLandUse	LotAcreage	0.00	1.00
tblProjectCharacteristics	OperationalYear	2014	2023
tblVehicleTrips	HO_TL	0.00	7.90
tblVehicleTrips	HO_TTP	0.00	39.60
tblVehicleTrips	HS_TL	0.00	7.10
tblVehicleTrips	HS_TTP	0.00	18.80
tblVehicleTrips	HW_TL	0.00	16.80
tblVehicleTrips	HW_TTP	0.00	41.60
tblVehicleTrips	PR_TP	0.00	100.00
tblVehicleTrips	ST_TR	0.00	572.00
tblVehicleTrips	SU_TR	0.00	572.00
tblVehicleTrips	WD_TR	0.00	572.00

2.0 Emissions Summary

2.2 Overall Operational

Unmitigated Operational

	ROG	NOx	CO	SO2	Fugitive PM10	Exhaust PM10	PM10 Total	Fugitive PM2.5	Exhaust PM2.5	PM2.5 Total	Bio- CO2	NBio- CO2	Total CO2	CH4	N2O	CO2e
Category	tons/yr										MT/yr					
Area	3.9100e-003					0.0000	0.0000		0.0000	0.0000	0.0000	0.0000	0.0000	0.0000	0.0000	0.0000
Energy	0.0000	0.0000	0.0000	0.0000		0.0000	0.0000		0.0000	0.0000	0.0000	0.0000	0.0000	0.0000	0.0000	0.0000
Mobile	0.3178	0.7263	3.6666	0.0129	0.8966	0.0139	0.9105	0.2398	0.0128	0.2526	0.0000	865.3718	865.3718	0.0300	0.0000	866.0016
Waste						0.0000	0.0000		0.0000	0.0000	0.0000	0.0000	0.0000	0.0000	0.0000	0.0000
Water						0.0000	0.0000		0.0000	0.0000	0.0000	0.0000	0.0000	0.0000	0.0000	0.0000
Total	**0.3218**	**0.7263**	**3.6666**	**0.0129**	**0.8966**	**0.0139**	**0.9105**	**0.2398**	**0.0128**	**0.2526**	**0.0000**	**865.3718**	**865.3718**	**0.0300**	**0.0000**	**866.0016**

Mitigated Operational

	ROG	NOx	CO	SO2	Fugitive PM10	Exhaust PM10	PM10 Total	Fugitive PM2.5	Exhaust PM2.5	PM2.5 Total	Bio- CO2	NBio- CO2	Total CO2	CH4	N2O	CO2e
Category	tons/yr										MT/yr					
Area	3.9100e-003					0.0000	0.0000		0.0000	0.0000	0.0000	0.0000	0.0000	0.0000	0.0000	0.0000
Energy	0.0000	0.0000	0.0000	0.0000		0.0000	0.0000		0.0000	0.0000	0.0000	0.0000	0.0000	0.0000	0.0000	0.0000
Mobile	0.3178	0.7263	3.6666	0.0129	0.8966	0.0139	0.9105	0.2398	0.0128	0.2526	0.0000	865.3718	865.3718	0.0300	0.0000	866.0016
Waste						0.0000	0.0000		0.0000	0.0000	0.0000	0.0000	0.0000	0.0000	0.0000	0.0000
Water						0.0000	0.0000		0.0000	0.0000	0.0000	0.0000	0.0000	0.0000	0.0000	0.0000
Total	**0.3218**	**0.7263**	**3.6666**	**0.0129**	**0.8966**	**0.0139**	**0.9105**	**0.2398**	**0.0128**	**0.2526**	**0.0000**	**865.3718**	**865.3718**	**0.0300**	**0.0000**	**866.0016**

	ROG	NOx	CO	SO2	Fugitive PM10	Exhaust PM10	PM10 Total	Fugitive PM2.5	Exhaust PM2.5	PM2.5 Total	Bio- CO2	NBio-CO2	Total CO2	CH4	N20	CO2e
Percent Reduction	**0.00**	**0.00**	**0.00**	**0.00**	**0.00**	**0.00**	**0.00**	**0.00**	**0.00**	**0.00**	**0.00**	**0.00**	**0.00**	**0.00**	**0.00**	**0.00**

4.0 Operational Detail - Mobile

4.1 Mitigation Measures Mobile

	ROG	NOx	CO	SO2	Fugitive PM10	Exhaust PM10	PM10 Total	Fugitive PM2.5	Exhaust PM2.5	PM2.5 Total	Bio- CO2	NBio- CO2	Total CO2	CH4	N2O	CO2e
Category	tons/yr										MT/yr					

Mitigated	0.3178	0.7263	3.6666	0.0129	0.8966	0.0139	0.9105	0.2398	0.0128	0.2526	0.0000	865.3718	865.3718	0.0300	0.0000	866.0016
Unmitigated	0.3178	0.7263	3.6666	0.0129	0.8966	0.0139	0.9105	0.2398	0.0128	0.2526	0.0000	865.3718	865.3718	0.0300	0.0000	866.0016

4.2 Trip Summary Information

	Average Daily Trip Rate			Unmitigated	Mitigated
Land Use	Weekday	Saturday	Sunday	Annual VMT	Annual VMT
User Defined Industrial	572.00	572.00	572.00	2,384,398	2,384,398
Total	572.00	572.00	572.00	2,384,398	2,384,398

4.3 Trip Type Information

	Miles			Trip %			Trip Purpose %		
Land Use	H-W or C-W	H-S or C-C	H-O or C-NW	H-W or C-W	H-S or C-C	H-O or C-NW	Primary	Diverted	Pass-by
User Defined Industrial	9.50	7.30	7.30	0.00	0.00	0.00	100	0	0

LDA	LDT1	LDT2	MDV	LHD1	LHD2	MHD	HHD	OBUS	UBUS	MCY	SBUS	MH
0.512248	0.073433	0.191497	0.131060	0.036113	0.005160	0.012598	0.023461	0.001877	0.002039	0.006522	0.000554	0.003439

5.0 Energy Detail

4.4 Fleet Mix

Historical Energy Use: N

5.1 Mitigation Measures Energy

	ROG	NOx	CO	SO2	Fugitive PM10	Exhaust PM10	PM10 Total	Fugitive PM2.5	Exhaust PM2.5	PM2.5 Total	Bio- CO2	NBio- CO2	Total CO2	CH4	N2O	CO2e
Category	tons/yr										MT/yr					
Electricity Mitigated						0.0000	0.0000		0.0000	0.0000	0.0000	0.0000	0.0000	0.0000	0.0000	0.0000

Electricity Unmitigated						0.0000	0.0000		0.0000	0.0000	0.0000	0.0000	0.0000	0.0000	0.0000	0.0000
NaturalGas Mitigated	0.0000	0.0000	0.0000	0.0000		0.0000	0.0000		0.0000	0.0000	0.0000	0.0000	0.0000	0.0000	0.0000	0.0000
NaturalGas Unmitigated	0.0000	0.0000	0.0000	0.0000		0.0000	0.0000		0.0000	0.0000	0.0000	0.0000	0.0000	0.0000	0.0000	0.0000

5.2 Energy by Land Use - NaturalGas

Unmitigated

	NaturalGas Use	ROG	NOx	CO	SO2	Fugitive PM10	Exhaust PM10	PM10 Total	Fugitive PM2.5	Exhaust PM2.5	PM2.5 Total	Bio- CO2	NBio- CO2	Total CO2	CH4	N2O	CO2e
Land Use	kBTU/yr	tons/yr										MT/yr					
User Defined Industrial	0	0.0000	0.0000	0.0000	0.0000		0.0000	0.0000		0.0000	0.0000	0.0000	0.0000	0.0000	0.0000	0.0000	0.0000
Total		**0.0000**	**0.0000**	**0.0000**	**0.0000**		**0.0000**	**0.0000**		**0.0000**	**0.0000**	**0.0000**	**0.0000**	**0.0000**	**0.0000**	**0.0000**	**0.0000**

Mitigated

	NaturalGas Use	ROG	NOx	CO	SO2	Fugitive PM10	Exhaust PM10	PM10 Total	Fugitive PM2.5	Exhaust PM2.5	PM2.5 Total	Bio- CO2	NBio- CO2	Total CO2	CH4	N2O	CO2e
Land Use	kBTU/yr	tons/yr										MT/yr					
User Defined Industrial	0	0.0000	0.0000	0.0000	0.0000		0.0000	0.0000		0.0000	0.0000	0.0000	0.0000	0.0000	0.0000	0.0000	0.0000
Total		**0.0000**	**0.0000**	**0.0000**	**0.0000**		**0.0000**	**0.0000**		**0.0000**	**0.0000**	**0.0000**	**0.0000**	**0.0000**	**0.0000**	**0.0000**	**0.0000**

5.3 Energy by Land Use - Electricity

Unmitigated

	Electricity Use	Total CO2	CH4	N2O	CO2e
Land Use	kWh/yr	MT/yr			
User Defined Industrial	0	0.0000	0.0000	0.0000	0.0000
Total		**0.0000**	**0.0000**	**0.0000**	**0.0000**

Mitigated

	Electricity Use	Total CO2	CH4	N2O	CO2e
Land Use	kWh/yr	MT/yr			
User Defined Industrial	0	0.0000	0.0000	0.0000	0.0000
Total		**0.0000**	**0.0000**	**0.0000**	**0.0000**

6.0 Area Detail

6.1 Mitigation Measures Area

	ROG	NOx	CO	SO2	Fugitive PM10	Exhaust PM10	PM10 Total	Fugitive PM2.5	Exhaust PM2.5	PM2.5 Total	Bio- CO2	NBio- CO2	Total CO2	CH4	N2O	CO2e

Category	tons/yr										MT/yr					
Mitigated	3.9100e-003					0.0000	0.0000		0.0000	0.0000	0.0000	0.0000	0.0000	0.0000	0.0000	0.0000
Unmitigated	3.9100e-003					0.0000	0.0000		0.0000	0.0000	0.0000	0.0000	0.0000	0.0000	0.0000	0.0000

6.2 Area by SubCategory

Unmitigated

	ROG	NOx	CO	SO2	Fugitive PM10	Exhaust PM10	PM10 Total	Fugitive PM2.5	Exhaust PM2.5	PM2.5 Total	Bio- CO2	NBio- CO2	Total CO2	CH4	N2O	CO2e
SubCategory	tons/yr										MT/yr					
Architectural Coating	0.0000					0.0000	0.0000		0.0000	0.0000	0.0000	0.0000	0.0000	0.0000	0.0000	0.0000
Consumer Products	3.9100e-003					0.0000	0.0000		0.0000	0.0000	0.0000	0.0000	0.0000	0.0000	0.0000	0.0000
Landscaping						0.0000	0.0000		0.0000	0.0000	0.0000	0.0000	0.0000	0.0000	0.0000	0.0000
Total	**3.9100e-003**					**0.0000**	**0.0000**		**0.0000**	**0.0000**	**0.0000**	**0.0000**	**0.0000**	**0.0000**	**0.0000**	**0.0000**

Mitigated

	ROG	NOx	CO	SO2	Fugitive PM10	Exhaust PM10	PM10 Total	Fugitive PM2.5	Exhaust PM2.5	PM2.5 Total	Bio- CO2	NBio- CO2	Total CO2	CH4	N2O	CO2e
SubCategory	tons/yr										MT/yr					
Architectural Coating	0.0000					0.0000	0.0000		0.0000	0.0000	0.0000	0.0000	0.0000	0.0000	0.0000	0.0000
Consumer Products	3.9100e-003					0.0000	0.0000		0.0000	0.0000	0.0000	0.0000	0.0000	0.0000	0.0000	0.0000
Landscaping						0.0000	0.0000		0.0000	0.0000	0.0000	0.0000	0.0000	0.0000	0.0000	0.0000

Total	**3.9100e-003**					**0.0000**	**0.0000**		**0.0000**	**0.0000**	**0.0000**	**0.0000**	**0.0000**	**0.0000**	**0.0000**	**0.0000**

7.0 Water Detail

7.1 Mitigation Measures Water

	Total CO2	CH4	N2O	CO2e
Category	MT/yr			
Mitigated	0.0000	0.0000	0.0000	0.0000
Unmitigated	0.0000	0.0000	0.0000	0.0000

7.2 Water by Land Use

Unmitigated

	Indoor/Outdoor Use	Total CO2	CH4	N2O	CO2e
Land Use	Mgal	MT/yr			
User Defined Industrial	0 / 0	0.0000	0.0000	0.0000	0.0000
Total		**0.0000**	**0.0000**	**0.0000**	**0.0000**

Mitigated

	Indoor/Outdoor Use	Total CO2	CH4	N2O	CO2e
Land Use	Mgal	MT/yr			
User Defined Industrial	0 / 0	0.0000	0.0000	0.0000	0.0000
Total		**0.0000**	**0.0000**	**0.0000**	**0.0000**

8.0 Waste Detail

8.1 Mitigation Measures Waste

Category/Year

	Total CO2	CH4	N2O	CO2e
	MT/yr			
Mitigated	0.0000	0.0000	0.0000	0.0000
Unmitigated	0.0000	0.0000	0.0000	0.0000

8.2 Waste by Land Use

Unmitigated

	Waste Disposed	Total CO2	CH4	N2O	CO2e

Land Use	tons	MT/yr			
User Defined Industrial	0	0.0000	0.0000	0.0000	0.0000
Total		**0.0000**	**0.0000**	**0.0000**	**0.0000**

Mitigated

	Waste Disposed	Total CO2	CH4	N2O	CO2e
Land Use	tons	MT/yr			
User Defined Industrial	0	0.0000	0.0000	0.0000	0.0000
Total		**0.0000**	**0.0000**	**0.0000**	**0.0000**

9.0 Operational Offroad

Equipment Type	Number	Hours/Day	Days/Year	Horse Power	Load Factor	Fuel Type

10.0 Vegetation

Pure Water Program
Pure Water vs. Traditional Potable Water Systems and Associated Electricity Usage

	Traditional Potable Water		Advanced Purified Water		Reduction in GHG Emissions
		13,800 kwh/MG		*11,100 kwh/MG*	
Electricity Usage	MG/yr	kwh/yr	MG/yr	kwh/yr	
Potable Water	30,806	425,122,800			
Purified Water			30,806	341,946,600	
					Difference
GHG Emissions	lb/MWh[1, 2]	metric tons/yr		metric tons/yr	metric tons/yr
CO2E		139,420		112,142	**27,278**
CO2	720.49	138,934		111,751	27,183
CH4	0.029	5.59		4.50	1.09
N2O	0.00617	1.19		0.96	0.23

Notes:

1. Emission factors for GHGs from CalEEMod User's Guide, Version 2013.2.2 Appendix D

2. The CO_2 equivalent for a gas is derived by multiplying the mass of the gas by the associated GWP, such that metric tons of CO_2E = (metric tons of a GHG) × (GWP of the GHG). CalEEMod assumes that the GWP for CH_4 is 21, which means that emissions of 1 metric ton of CH_4 are equivalent to emissions of 21 metric tons of CO_2, and the GWP for N_2O is 310, based on the Intergovernmental Panel on Climate Change (IPCC) Second Assessment Report. Although the IPCC has released subsequent Assessment Reports with updated GWPs, CARB reporting and other statewide documents utilize the GWP in the IPCC Second Assessment Report. As such, it is appropriate to use the hardwired GWP values in CalEEMod from the IPCC Second Assessment Report.

Stationary CH_4 Emissions from Anaerobic Digesters

$(P \times \text{Digester Gas} \times F_{CH4} \times \rho(CH_4) \times (1\text{-DE}) \times 0.0283 \times 365.25 \times 10^{-6}) \times \text{GWP}$

Wastewater per capita	80	gal/day/capita
Digester Gas [ft^3/person/day]	1	
F CH_4	0.65	
$\rho(CH_4)$	662	
DE	99%	
m^3/ft_3	0.0283	
day/yr	365.25	
MT/g	1.0E-06	
GWP	21	

Facility	**MGD***	**P**	**MT CO_2E**
NCWRP	21	262,500	245.19
CAWRP	72	900,000	840.64
SBWRP	29	362,500	338.59
Total	***122***	***1,525,000***	***1,424***

*peak day net increase

Source: CARB, California Climate Action Registry, ICLEI - Local Governments for Sustainability, 2010. *Local Government Operations Protocol – For the Quantification and Reporting of Greenhouse Gas Emissions Inventories* . Version 1.1. May 2010

Process N_2O Emissions from WWTP with Nitrification/Denitrification (MT CO_2E)

$((P_{total} \times F_{ind\text{-}com}) \times EF\ nit/denit \times 10^{-6}) \times GWP$

Wastewater per capita	80	gal/day/capita
$F_{ind\text{-}com}$	1.25	
EF nit/denit	7.0	
MT/g	1.0E-06	
GWP	310	

Facility	**MGD***	**P**	**MT CO_2E**
NCWRP	21	262,500	712.03
HDWRP	72	900,000	2,441.25
SBWRP	29	362,500	983.28
Total	***122***	***1,525,000***	***4,137***

*peak day net increase

Source: CARB, California Climate Action Registry, ICLEI - Local Governments for Sustainability, 2010. *Local Government Operations Protocol – For the Quantification and Reporting of Greenhouse Gas Emissions Inventories* . Version 1.1. May 2010

Discharge N_2O Emissions (MT CO_2E)

(N Load x EF effluent x 365.25 x 10^{-3} x 44/28) x GWP

Flow to Reservoirs	84.4	MGD
NO_2 concentration	0.8	mg/L
N Load (kg N/day)	255	
EF [kg N_2O-N/kg sewage-N produced]	0.005	
day/year	365.25	
MT/kg	1.0E-03	
molecular weight ratio of N_2O to N_2	1.57	
GWP	310	
Emissions (MT CO_2E)	**227.24**	

Source: CARB, California Climate Action Registry, ICLEI - Local Governments for Sustainability, 2010. *Local Government Operations Protocol – For the Quantification and Reporting of Greenhouse Gas Emissions Inventories* . Version 1.1. May 2010

Pure Water Project
Back Up Power at Pump Stations, HDWRP and AWPFs
Diesel Engine-Generator Emissions

Engine Rating	750	kW
	1060	HP
No. of Units	18	
Load Factor (1)	0.74	
Operating Schedule	1.0	hr/week
	50	weeks/yr (T&M[2])

	CO2	CH4	CO2E
gm/BHP-hr (1)	568.299	0.017	
lb/day	17,689	0.53	
metric ton/yr	401	0.01	401

Notes:
(1) Emissions calculated using factors derived from CalEEMod User's Guide, Appendix D, for generators > 1,001 HP operating in 2023
(2) T&M = Testing and Maintenance. Annual T&M limited to 50 hrs/hr per CARB ATCM for stationary engines (CARB 2011)
CARB. 2011. § 93115.6 ATCM for Stationary CI Engines – Emergency Standby Diesel Fuel CI Engine (>50 bhp) Operating Requirements

Pure Water Program
Operational GHG Emissions Summary

Emissions Source	MT CO2	MT CH4	MT N2O	MT CO2E
Imported Water Use				
Electricity Consumption from Imported Water Use	138,934	5.59	1.19	139,420
Pure Water Program				
Mobile Sources	865	0.03	0	866
Electricity Consumption	111,751	4.5	0.96	112,142
Wastewater Process Emissions	—	—	—	5,788
Diesel Generators	401	0.01	—	401
Amortized Construction Emissions	522	0	0	524
Total Program Emission	**113,539**	**5**	**1**	**119,721**
Net Change in Emissions	-25,395	-1	0	-19,699