

Economic Recovery Plan Temporary Outdoor Business Operations

Elyse Lowe, DSD Director

Natasha Collura, Special Events Director

Liz Studebaker, Assistant Deputy Director, Economic
Development

Sean Karafin, Program Manager, Economic Development



Temporary Outdoor Business Operations

Introduction

Proposed Temporary Business Assistance

- ❖ Active Sidewalks
- ❖ Street Parking for Pedestrian Plazas
- ❖ Street Closures
- ❖ Private Parking Lots
- ❖ Temporary Signs

Additional Outside Agency Requirements

Questions?



State of California – Resilience Roadmap





State of California – Resilience Roadmap



Stage 2: Lower-risk workplaces

Gradually opening some lower risk workplaces with adaptations at a pace designed to protect public health and safety, starting with:

- Retail
- Manufacturing
- Offices (when telework not possible)
- Outdoor Museums
- Limited Personal Services

Limit time outside the home and travel only for permissible activities, such as healthcare, food, outdoor exercise and recreation (individuals and households only). Stage 1 and 2 work, and local shopping or other activities related to open sectors.

Some counties may move more quickly through stage 2, following guidelines laid out on the county variance page. Other counties may maintain more restrictive public health measures.

Monitor critical indicators and alter scope of reopening if necessary to protect public health and safety.



Stage 3: Higher-risk workplaces

Phase in higher-risk workplaces at a pace designed to protect public health and safety, beginning with limited personal care and recreational venues (with workplace modifications).

Travel for permissible activities, such as healthcare, food, stages 1-3 work, and local or activities shopping related to open sectors.

Monitor critical indicators and alter scope of reopening if necessary to protect public health and safety.



Stage 4: End of stay at home order

Gradually open larger gathering venues at a pace consistent with public health and safety, such as nightclubs, concert venues, and live audience sports.

Gradually resume remaining activities and travel.

Monitor critical indicators and alter scope of reopening if necessary to protect public health and safety.



San Diego County – Safe Reopening Plan

Stage 2: Lower-risk workplaces



San Diego County - Open Now

Partial list of essential businesses allowed under Stage 2:

- Grocery stores, farmers markets, food banks, convenience stores
- Restaurants, with modified dine-in service
- Pharmacies
- Banks
- Laundromats/laundry
- Hardware/home improvement stores
- Airports and public transportation
- Gas stations
- Auto repair
- Hotels providing COVID-19-related services.
- Child Care

Reopened with Specific State Guidance:

- In-Store Retail, Separate guidance for Shopping Centers, Malls and Swap Meets
- Places of Worship
- Hair Salons and Barbershops
- Office-Based Businesses (telework still strongly encouraged)
- Car Dealers
- Car Washes
- Pet Grooming
- Tanning Salons
- Landscape Gardening
- Outdoor Museums, Open Gallery Spaces
- Physical Therapy, Medical Massage
- Therapeutic and peer support groups (virtual meetings encouraged).
- Libraries, for pickup only



COVID-19 Guidance for Dining and Retail



County of San Diego

DEPARTMENT OF ENVIRONMENTAL HEALTH

FOOD AND HOUSING DIVISION

P.O. BOX 129261, SAN DIEGO, CA 92112-9261

Phone: (619) 595-6900 | T (800) 255-8933 | FAX: (619) 595-6786 | www.sdcdeh.org



COVID-19 INDUSTRY GUIDANCE:

Retail

Dine-In Restaurants

May 19, 2020

covid19.ca.gov



CORONAVIRUS COVID-19 GUIDANCE FOR FOOD FACILITY RE-OPENINGS

In preparation of re-opening, the Department of Environmental Health (DEH) is recommending the following steps to prevent food safety risks. Your facility should not be operating unless all of the categories below have been reviewed, implemented or verified, and checked off. An inspection by DEH is not necessary to re-open.

FACILITY OPERATION

<input type="checkbox"/>	Public Health Orders	Comply with current Orders of the Health Officer .
--------------------------	----------------------	--

WATER

<input type="checkbox"/>	Water Lines	Flush all water lines and faucets that have not been in use by allowing water to run for 3 to 5 minutes. This includes those located throughout the kitchen, in the restrooms, drinking fountains, soda dispensers, and coffee machines.
<input type="checkbox"/>	Hot Water	Ensure hot water is at least 120°F throughout the facility. This could take a little time if the gas or water heater was turned off during this closure period.
<input type="checkbox"/>	Ice Machine	Discard any ice left in the ice machine prior to closure. Discard the first batch of ice produced after emptying ice machine. Clean and sanitize the inside of the ice machine prior to making more ice. If available, follow the manufacturer's recommended cleaning and sanitizing procedures.

SANITIZATION

<input type="checkbox"/>	Sanitizer	Make sure facility has chlorine (bleach), quaternary ammonium, or another approved sanitizer available. Manual sanitization requires chlorine at 100 ppm or quaternary ammonium at 200 ppm. Check concentration with test strips.
<input type="checkbox"/>	Dish Machine	If facility has a dish machine, ensure that it is operational and provides an adequate amount of sanitizer. Typical dish machines use chlorine and require 50 ppm. Check with test strips. High temperature dish machines require the food contact surface to reach at least 160°F. Once the required concentration or temperature is reached, run at least one cycle before using the machine to wash and sanitize equipment/utensils.
<input type="checkbox"/>	Food Contact Surfaces	Rewash and sanitize all dishes, multi-use utensils and work areas. Clean and sanitize all food contact surfaces.
<input type="checkbox"/>	Non-Food Contact Surfaces	Clean and sanitize all non-food contact surfaces such as storage racks and shelving. Clean all floors, walls, ceilings, and restrooms and repair any damage identified. Make sure lights throughout the facility are working properly.



Development Services Department

Temporary Outdoor Business Operations Website

<https://www.sandiego.gov/TemporaryOutdoorBusiness>

<https://www.sandiego.gov/TOB>

This permit will allow for the temporary use of a street, sidewalk, parking lane or private property for business.

Street



Sidewalk



Parking Lane



Private Property





Temporary Business Assistance

Active Sidewalks

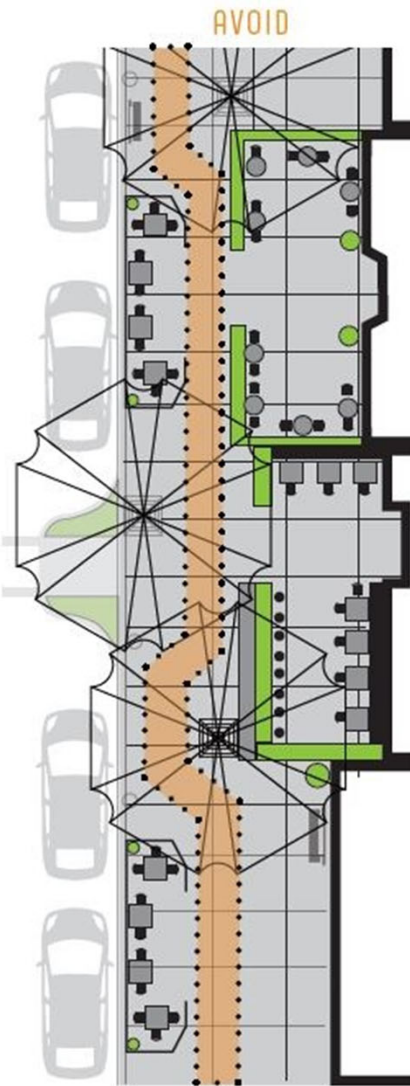
Private use of sidewalk space typically requires a Sidewalk Café Permit per San Diego Municipal Code (SDMC) 141.0621. The City is proposing the temporary suspension of regulations allowing businesses to temporarily use sidewalks for additional restaurant seating or retail.

Key Requirements:

- Submit a permit application and layout plan.
- Layout limited to area in front of business.
- Maintain Social Distancing.
- Maintain Public Circulation & Compliance with Accessibility Requirements (i.e. ADA).
- Provide Encroachment, Maintenance, Removal Agreement (EMRA).
- Maintain access to utilities, building entrances, crosswalks, bus stops, etc.
- Follow State & Local COVID-19 regulations.



Source: National Association of City Transportation Officials, Urban Street Design Guide, Interim Design Strategies

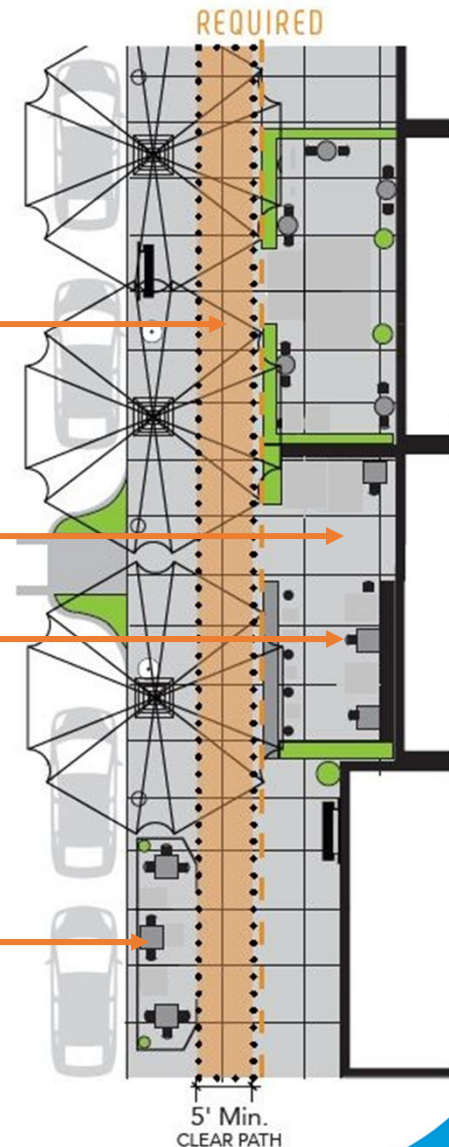


Active Sidewalks

Path of travel shall be aligned on the sidewalk to create a continuous, straight, and clear path of travel along the block. Clear path of travel shall be a minimum of 5' in width.

Provide clear path of travel to building entrances

Maintain 6 feet minimum social distancing of consistent with San Diego County COVID-19 dine-in restaurant and retail regulations





Street Parking Lane Pedestrian Plazas

Private use of off-site parking spaces typically requires a right-of-way permit per SDMC 129.070 (IB 565). The City is proposing the temporary suspension of regulations allowing businesses to temporarily use adjacent parking spaces for additional outdoor seating or retail space.

Key Requirements:

- Submit an Application and Layout Plan.
- Layout limited to area in front of business
- Maintain Social Distancing.
- Maintain Public Circulation & Compliance with Accessibility Requirements (i.e. ADA)
- Provide Encroachment, Maintenance, Removal Agreement (EMRA).
- Maintain access to utilities, building entrances, crosswalks, bus stops, etc.
- Provide protective barriers.
- Follow State & Local COVID-19 regulations.



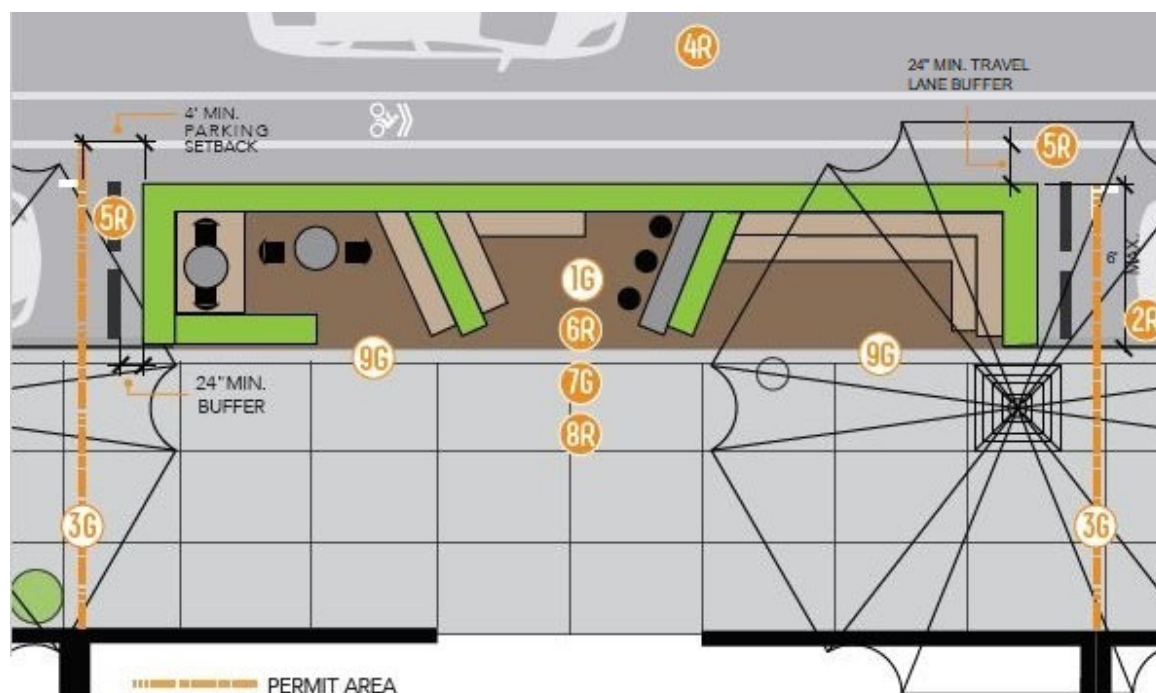
Source: National Association of City Transportation Officials, Urban Street Design Guide, Interim Design Strategies



Street Parking Lane Pedestrian Plazas aka "Parklets"

KEYNOTES:

- 1G. Parklets should be creative spaces and allow for flexibility of uses, such as dining and public seating.
- 2R. The parklet may not extend beyond 2 feet from the edge of the travel lane (6 feet from the curb line where there is parallel parking).
- 3G. A parklet should be sited entirely in front of the applicant's place of business.
- 4R. Parklets are permitted within on street parking spaces. Parklets shall not be permitted where fire lanes exist or where existing on-street parking isn't provided
- 5R. To ensure visibility to moving traffic and parking vehicles, parklets shall be buffered using a wheel stop or similar protective deterrent located a minimum of 2 feet from the parklet. Parklets shall provide a minimum setback of 4 feet from adjacent parking spaces and a minimum of 2 feet from adjacent travel lanes.



Source: City of Long Beach, CA, Sidewalk Dining and Parklets Handbook, December 2018

- 6R. Fire code compliance shall be required for all seating and retail areas.
- 7G. Conflicts with existing sidewalk amenities, utilities, curb ramps, crosswalks and other obstructions shall be avoided.
- 8R. Parklets should be designed as open, inviting spaces with multiple points of access along the curbside edge but not less than one means of egress 4 feet in width.
- 9R. Outdoor entertainment shall not be permitted.



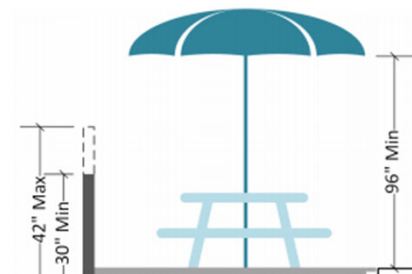
Street Parking Lane Temporary Usage

Important Details:

- Maintain Public Circulation & Compliance with Accessibility Requirements (i.e. ADA)
- Layout limited to area in front of business
- Provide protective barriers
- Do not block storm drain gutters
- Maintain visibility
- Prohibited in fire lanes or where existing on-street parking isn't provided

Sight line elements & requirements:

- Maintain visibility to passing traffic and pedestrians.
- Maintain a minimum overhead clearance of 96" minimum to avoid creating a visual obstruction.
- Maintain a barrier to protect parklet users and create a defined edge.
- Maintain a 2-foot buffer from the edge of the travel lane to provide increased safety from vehicular traffic



Curb Treatment for Construction:

- Maintain storm water flow along drainage gutters.
- Maintain vertical lip edges to a maximum of 1/4"
- Parklet edge to have a seamless connection to the existing curb to meet accessibility requirements (ADA and Title 24).

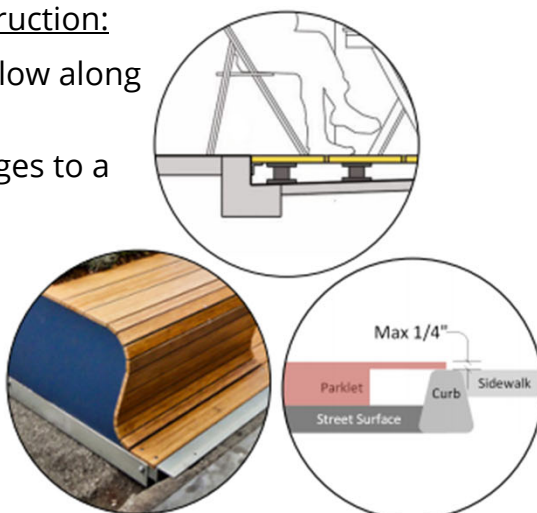


Image Source: Jason Whitman | NurPhoto | Getty Images.
<https://www.cnbc.com/2020/05/22/cities-let-restaurants-set-up-in-streets-to-ease-covid-19-restrictions.html>

(Source: <https://static.spokanecity.org/documents/projects/parklets/parklet-design-standards.pdf>)



Street Closure

Use of Streets for Temporary Outdoor Business operations will utilize the Special Event Permit process (SDMC 22.4022). The City is proposing to waive permit fees to allow a nonprofit association (BID and Mainstreet Associations) to close a street for the purpose of outdoor seating and retail sales and allow for social distancing.

Key Requirements:

- Submit an Application for a Street Closure
- Maintain Social Distancing.
- Maintain Public Circulation & Compliance with Accessibility Requirements (i.e. ADA).
- Maintain access to utilities, building entrances, crosswalks, bus stops, etc.
- Follow State & Local COVID-19 regulations.



Image Source: <https://www.ktnv.com/news/coronavirus/city-of-las-vegas-blocking-off-streets-for-dine-out-downtown>, online news article by Jeremy Chen for KTNV Las Vegas



Street Closure

A sketch provides an example of one of the ways the Portland Bureau of Transportation envisions closing off streets to allow businesses to utilize the space for customers and pedestrians during the coronavirus pandemic. PBOT has said this option, its most extensive version, would not be allowed on emergency or transit routes.

Courtesy of the Portland Bureau of Transportation

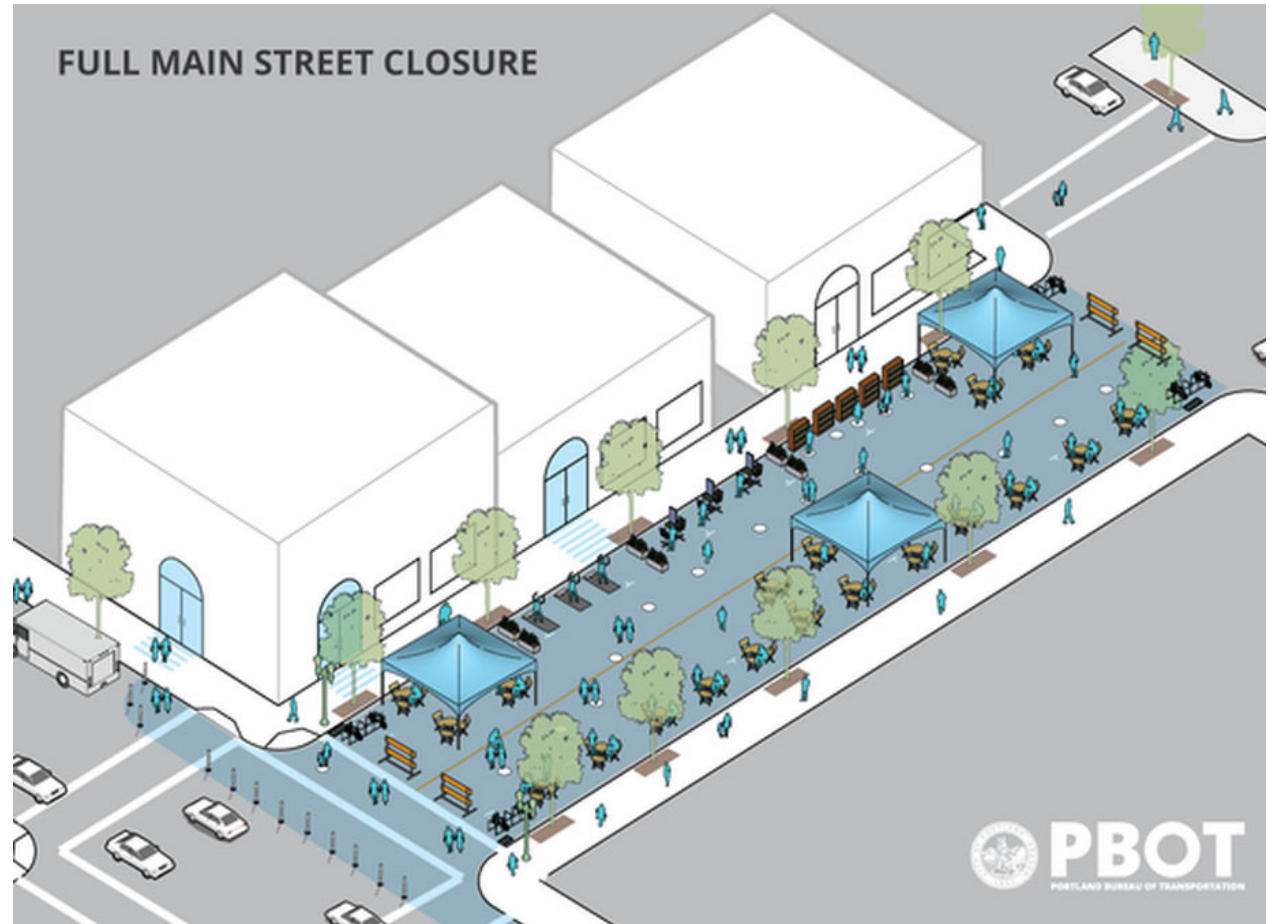


Image Source: Portland Bureau of Transportation



Development Services Department

Private Parking Lots

Use of private parking lots regulated by SDMC 142.0510 shall be temporarily amended to temporarily waive parking requirements to allow the use of parking spaces and drive aisles by eating and drinking establishments for dining and by businesses for retail sales include the sale, lease or rental of new or used goods with appropriate social distancing.

Key Requirements:

- Obtain parking lot owner approval.
- Submit a proposal via the website
- Provide a layout and circulation plan.
- Maintain Social Distancing.
- Maintain Public Circulation & Compliance with Accessibility Requirements (i.e. ADA).
- Maintain access to utilities, building entrances, crosswalks, bus stops, etc.
- Follow State & Local COVID-19 regulations.



Image Source: <https://www.cnbc.com/2020/05/22/cities-let-restaurants-set-up-in-streets-to-ease-covid-19-restrictions.html>, online news article by Kevin Stankiewicz, CNBC



Development Services Department

Temporary Signs

Signs regulated by SDMC 142.1255 and 142.1210 shall be temporarily amended to allow the installation of temporary banners and A-frame signs within the public right-of-way. Permit requirements and fees associated with sign permits may be waived.

Key Requirements:

- Sign Permits, Right-of-way Permit and fees shall be waived for banners and A-Frame signs.
- Temporary A-Frame style signs may be installed on a premise or within the public right-of-way.
- Temporary Banners may be installed on the property of the business to include the façade, and fences.
- A-Frame size shall be limited to 4' in height and 2 foot 3 inches in width.
- Maintain Public Circulation & Compliance with Accessibility Requirements (i.e. ADA).
- Maintain access to utilities, building entrances, crosswalks, bus stops, etc.
- Follow State & Local COVID-19 regulations.



Image Source: Instagram @tito.gngsubs



Direct Wholesale and Distribution Sales

Wholesale and distribution sales regulated by SDMC 131.0520 and 131.0620 shall be temporarily amended to allow the direct to consumer sale of food, beverages and groceries.

Key Requirements:

- Requirement to conduct business within an enclosed structure shall be waived.
- Sales to consumers from commercial vehicles shall be temporarily allowed.
- Sales from commercial vehicles shall not utilize parking spaces designated for other uses without permission from the property owner.
- Wholesale and distribution sales maybe a primary use and accessory use.
- Maintain Social Distancing.
- Maintain Public Circulation & Compliance with Accessibility Requirements (i.e. ADA).
- Ensure compliance with Health Department regulations.
- Follow State & Local COVID-19 regulations.



Image Source: <https://www.freshapproach.org/mobile-farmers-market-returns-for-8th-season/>



Development Services Department

Additional Outside Agency Requirements

ABC-218 CV19 Instructions | Alcoholic Beverage Control

Purpose of a COVID-19 Temporary Catering Authorization. The COVID-19 Temporary Catering Authorization is intended to assist qualified hospitality businesses with reopening in a manner that is consistent with local and state health and safety directives.

www.abc.ca.gov

<https://www.abc.ca.gov/abc-218-cv19-instructions/>

State of California SUPPLEMENTAL DIAGRAM

State of California Department of Alcoholic Beverage Control Gavin Newsom, Governor . SUPPLEMENTAL DIAGRAM . Instructions to Applicant: Draw a sketch of the area on which the licensed premises is or will be located Show adjacent structures and nearest cross streets. If this is an event for a daily license, catering authorization

www.abc.ca.gov

<https://www.abc.ca.gov/wp-content/uploads/forms/ABC218CV19.pdf>

COVID-19 Temporary Catering Authorization Application (ABC-218 CV19)

Department of Alcoholic Beverage Control . State of California . COVID-19 TEMPORARY CATERING AUTHORIZATION APPLICATION. Before completing this application, please review Form ABC-218 CV19 Instr. for important

www.abc.ca.gov

<https://www.abc.ca.gov/wp-content/uploads/forms/ABC253.pdf>



Development Services Department

Questions?



Development Services Department

Contact Information

❖ Special Events and Filming Department

- Director, Natasha Collura ncollura@saniego.gov 619-685-3221
- Manager, Cindy Kodama ckodama@saniego.gov 619-685-1481

❖ Economic Development Department

- Elizabeth Studebaker Assistant Deputy Director, estudebaker@saniego.gov,
619-533-4561
- Program Manager, Sean Karafin skarafin@saniego.gov

❖ Development Services Department

- <https://www.saniego.gov/TOB>