

ATTACHMENT I District 9 Community Budget Survey

The District 9 office developed and conducted a survey to ask our District’s constituents one critical question: How should we invest in our San Diego communities? Our office worked to ensure transparency and intentional community engagement for this upcoming FY 2023 budget cycle. The office reached out to District 9 constituents, stakeholders, businesses and the greater San Diego community by phone, email, and social media to widely distribute our Budget Priorities survey. We are fortunate to have heard from 530 respondents through our survey, who all have shaped our priorities.

Our office included short questions and an open response question for community members to submit their thoughts on neighborhood budget priorities. Lastly, the office began the task of incorporating all relevant responses and data points to our final budget priorities memo.

Transparency and accessibility are guiding values in our budget development process. We are sharing the results of our survey out of transparency and to share the priorities of our district directly with City staff developing the budget.

Summary results of the survey questions are below:



















CHECKBOXES

The City of San Diego’s funds belong to the people of San Diego. How the City spends its money reflects its values. What is your vision for what should be most prioritized by the City in its budgeting process? Pick 3:

Answer Choice	0%	100%	Number of Responses	Responses Ratio
Open and transparent government			189	35%
Stable and affordable homes for all			161	30%
World class city services			123	23%
Safety and justice			203	38%
Clean and healthy neighborhoods			356	67%
Climate action and resiliency			164	30%
Racial equity			101	19%
State-of-the-art infrastructure			165	31%
Other:			45	8%
Total Responses			530	100%









CHECKBOXES

We will always advocate for the needs and quality of life improvements that District 9 deserves, but with limited resources it is important for us to understand your top budget priorities. From the list below, please select 5 operating (City department staffing and programs) budget items that you would prioritize for increasing, or at least not decreasing, their funding in the next budget:

Answer Choice	0%	100%	Number of Responses	Responses Ratio
Arts and culture funding			135	25%
Graffiti abatement			121	22%
Weed abatement			63	11%
Public trash receptacles			78	14%
Waste and litter removal			270	50%
Sidewalk sanitation			103	19%
Street sweeping			77	14%
Climate adaptation and resilience planning			189	35%
Community Plan updates			98	18%
Tree planting and maintenance			181	34%
Expand homelessness programs			194	36%
Housing with services for people experiencing homelessness			240	45%
Library materials and technology			111	20%
Increasing/maintaining library hours			106	20%
Brush management			96	18%
Police services			211	39%
Fire services			169	31%
Lifeguard services			24	4%
Total Responses			530	100%

CHECKBOXES

From the list below, please select 4 infrastructure budget items that you would prioritize for increasing, or at least not decreasing, their funding in the next budget:

Answer Choice	0%	100%	Number of Responses	Responses Ratio
Fire rescue facilities improvements			167	31%
Library facility improvements			183	34%
Parks and Recreation facilities			323	60%
Sidewalks			249	46%
Street repaving			377	71%
Safe street improvements (bike lanes, crosswalks, safe street designs)			224	42%
Streetlights			223	42%
Stormwater runoff and drainage			215	40%

The final question of our survey allowed respondents to provide open-ended recommendations to inform

our budget priorities memorandum. The open-ended nature of this section allowed for residents to express in their own words their thoughts. In order to summarize, these responses have been abbreviated, consolidated into categories, and tabulated. If someone listed multiple requests, they were all included. No responses from the survey were excluded. The results are summarized below:

Open-Ended Summary	Count
Eliminate ADU fee waiver and ADU policy reforms	131
Homeless services	21
Street repairs	15
Clay Park improvements	13
Fund police	13
Fund police (college area)	10
Climate Action Plan funding	8
Public transportation	8
Streetlights	8
Affordable housing	7
Library parking (College Area)	7
Build urban tree canopy	6
Canyon cleanup	6
Alternatives to police	6
Trash cleanup	6
Utility undergrounding	6
Sidewalk repair	5
Fund Fire Dept	5
Parks & Rec	4
Rent control	4
Street sweeping	4
Street repairs	4
Bike lanes	3
Library funding	3
Parks & Rec services	3
Sidewalk repairs	3
Translation services	3
Business redevelopment	2
Code Enforcement funding	2
Community programs	2
Keep People's Ordinance	2
Pocket parks	2
Public restrooms	2
Social services	2
Unpaved alleys	2
Water and sewer	2
Development Impact Fees	2
Affordable education	1
After-school programs	1
Arts & Culture funding	1
Bike lanes (University ave.)	1
Bike lanes (El Cajon Blvd)	1
Bike routes/lanes (Meade Ave.; El Cajon Blvd)	1
Brush management	1
Building redevelopment (3601 Ocean View Blvd)	1

Bulk items removal service	1
Business redevelopment (El Cajon Blvd/University Ave)	1
Citizens advisory boards	1
Funding City Attorney's office	1
Clean & safe neighborhoods	1
Clean water	1
Community centers	1
Community development program funding	1
Community spaces	1
Crime control	1
Crosswalks	1
Defund Get it done app	1
Defund homeless services	1
Dog park	1
Electric car charging stations	1
Environmental funding	1
Equitable infrastructure	1
Expand vaccine & testing sites	1
Food desert	1
Free public transportation for Middle/HS students	1
Fund childcare	1
Fund educating constituents	1
Fund immigrant community programs	1
Fund infrastructure & services	1
Fund libraries	1
Fund mental health services	1
Fund Office of Immigrant Advancement	1
Fund police (training)	1
Fund public facilities	1
Fund resources for kids aging out of foster care	1
Fund schools (City Heights)	1
Higher pay for teachers	1
Homeless services (Clay park)	1
Housing Stability Fund	1
Mobile Crisis Respond Teams	1
No bike lanes, no traffic circles	1
No climate change funding	1
Park (El Cerrito)	1
Park (Ward Canyon)	1
Park improvements (Mountain View)	1
Park lights (Rolando, Mission Trails, San Carlos)	1
Park Ranger funding	1
Parking (City Heights)	1
Parking enforcement	1
Parks & rec (College area)	1
Parks & rec (Fairmount park)	1
Parks and Beach maintenance	1
Parks in College Area	1
Public art	1
Public Health Services	1

Public restrooms (Teralta Park, El Cajon Blvd & University Ave bridge decks)	1
Public transportation	1
Purchase 6650 Montezuma Rd	1
Rec Center (Mount Hope)	1
Redevelop blighted properties	1
Remove abandoned buildings	1
Repeal People's Ordinance	1
Retaining wall on Aldine Dr	1
Roads & Bike Lanes in City Heights	1
School safety	1
Services for asylum seekers	1
Sewer line replacement (Olive St. and Palm St)	1
Sidewalk markings	1
Sidewalk repairs (City Heights)	1
Signs for animal fecal pickup	1
Smart signal lights	1
Storm drain cleaning	1
Stormwater repair	1
Street light	1
Street lights (Fairmount Park)	1
Street lights (Kensington heights)	1
Street lights (University Ave & Bonillo Dr.)	1
Street lights (City Heights)	1
Street repair (54th St)	1
Street repair (Collier Ave)	1
Street repair (Redland Dr. & Redland Pl.)	1
Street repair (Rolando)	1
Street repair (Seminole)	1
Street repairs	1
Street repairs (55th and Collier)	1
Street repairs (City Heights)	1
Street repairs (Collier Ave & Redland Circle)	1
Street repairs (Crenshaw in Fairmount Park)	1
Street repairs (El Cerrito 55th & Collier)	1
Street repairs (Home Ave)	1
Street repairs (metro areas)	1
Street repairs (Redland Dr.)	1
Traffic calming	1
Unpaved alleys (Kensington)	1
Unpaved alleys (Normal Heights)	1
Upgrade water/gas lines	1
Urban forestry staff	1
Water shortage	1
Youth Environmental Corps Program	1
Youth programs	1