




THE CITY OF SAN DIEGO

M E M O R A N D U M

DATE: November 22, 2023

TO: Distribution

FROM: Elizabeth Correia, City Treasurer 

SUBJECT: Monthly Investment Report – October 31, 2023

Attached is the City Treasurer's Monthly Investment Report, which includes three schedules. These investments are in conformance with the City Treasurer's [Investment Policy](#) and are sufficiently liquid to meet the City's expenditure requirements for the next six months as required by California Government Code section 53646(b)(3).

As provided on Schedule I, the Earned Income Yield of the Liquidity Portfolio was negative this month. The negative yield is due to realizing capital losses of securities purchased in prior periods of lower interest rates. As a result of the monthly rebalancing of the Core portfolio, these securities were transferred to the Liquidity portfolio and subsequently sold to meet liquidity needs. The Core portfolio continues to be managed in line with its benchmark, allowing the City to take advantage of higher yield securities within the maturity range of 2-to-3-years.

If you have questions, please contact Emmanuel Labrinos, Chief Investment Officer, at (619) 236-6112.

EC/el

Attachments:

- I. Schedule I:
 - a. City's pooled investment holdings
 - b. City's pooled investment maturity distribution schedule
 - c. City's pooled investment historical earned income yields and weighted average days to maturity
- II. Schedule II: Pooled Portfolio Position Detail Report
- III. Appendix: Glossary of Investment Terms

Distribution:

Honorable Mayor Todd Gloria
Honorable Mara Elliott, City Attorney
Honorable Council President Elo-Rivera and Members of the City Council
Paola Avila, Chief of Staff, Office of the Mayor
Eric Dargan, Chief Operating Officer
Charles Modica, Independent Budget Analyst
Deborah Higgins, Investment Advisory Committee
Stefan Meierhofer, Investment Advisory Committee
Jayson Schmitt, Investment Advisory Committee
Matt Vespi, Chief Financial Officer and Investment Advisory Committee
Jyothi Pantulu, Assistant Director, Department of Finance and Investment Advisory Committee

cc: Jessica Lawrence, Director of Policy, Office of the Mayor
Rolando Charvel, Director, Department of Finance and City Comptroller
Emmanuel Labrinos, Chief Investment Officer, Office of the City Treasurer
Nicole LeClair-Miller, Deputy Director, Office of the City Treasurer
Jeremy Shortess, Principal Accountant, Office of the City Treasurer



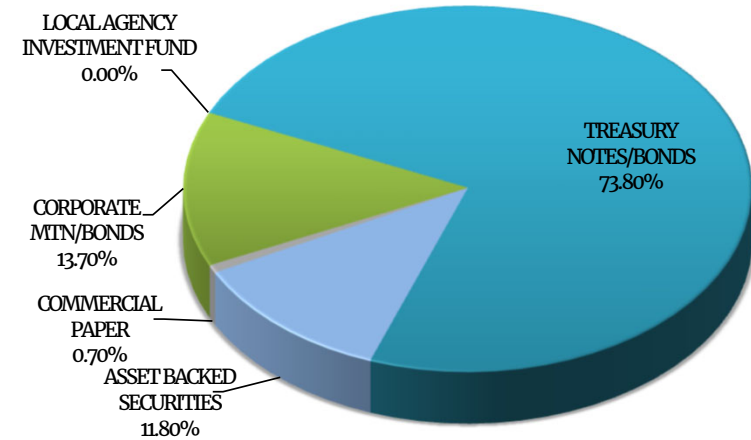
ASSET ALLOCATION

Assets (000's)	Current Par Value	Current Book Value	Market Value	Mkt/Book	Yield to Maturity 365
ASSET BACKED SECURITIES	274,194	270,934	266,613	98.41%	4.30%
COMMERCIAL PAPER	16,000	15,998	16,000	100.01%	5.39%
CORPORATE MTN/BONDS	321,488	314,474	311,272	98.98%	4.45%
LOCAL AGENCY INVESTMENT FUND	61	61	61	100.00%	3.15%
TREASURY NOTES/BONDS	1,700,000	1,694,727	1,651,357	97.44%	3.06%
Totals (000's):	2,311,743	2,296,194	2,245,304	97.78%	3.41%

Portfolio Breakdown & Statistics

	Liquidity	Core
Portfolio Size	\$340,992,204	\$1,955,201,418
% of total pool	14.85%	85.15%
Portfolio Duration*	0.77	1.79
Index Duration*	0.26	1.82
% of index	297.05%	98.35%
Weighted Average Days to Maturity	291	795
Earned Income Yield	-15.140%	3.523%

* Macaulay's Duration for Liquidity and Effective Duration for Core.



Pooled Portfolio Composition by Book Value

POOLED INVESTMENTS AT OCTOBER 31, 2023 - MATURITY DISTRIBUTION

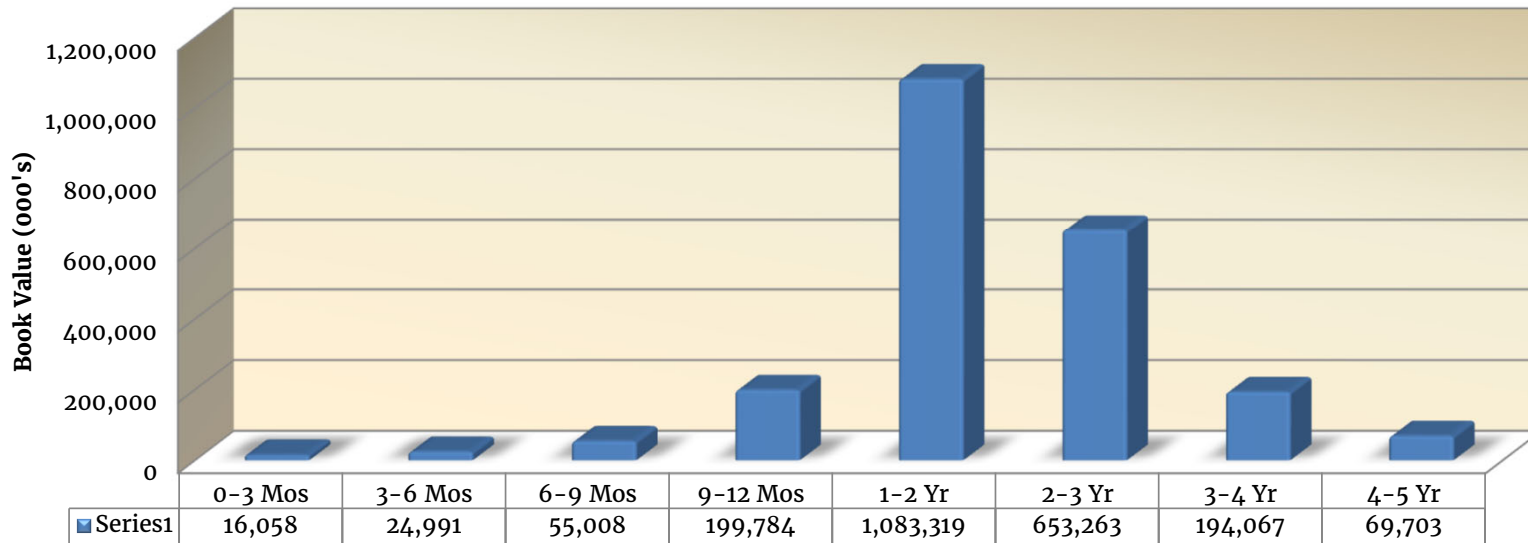
City of San Diego
Office of the City Treasurer



MATURITY DISTRIBUTION

Current Book Value (000's)	0-3 Mos	3-6 Mos	6-9 Mos	9-12 Mos	1-2 Yr	2-3 Yr	3-4 Yr	4-5 Yr	Totals (000's)
ASSET BACKED SECURITIES						26,999	174,232	69,703	270,934
COMMERCIAL PAPER	15,998								15,998
CORPORATE MTN/BONDS		24,991	4,993		85,940	178,715	19,835		314,474
LOCAL AGENCY INVESTMENT FUND	61								61
TREASURY NOTES/BONDS			50,015	199,784	997,379	447,548			1,694,727
Totals (000's):	16,058	24,991	55,008	199,784	1,083,319	653,263	194,067	69,703	2,296,194
% of Portfolio	0.70%	1.09%	2.40%	8.70%	47.18%	28.45%	8.45%	3.04%	100.00%

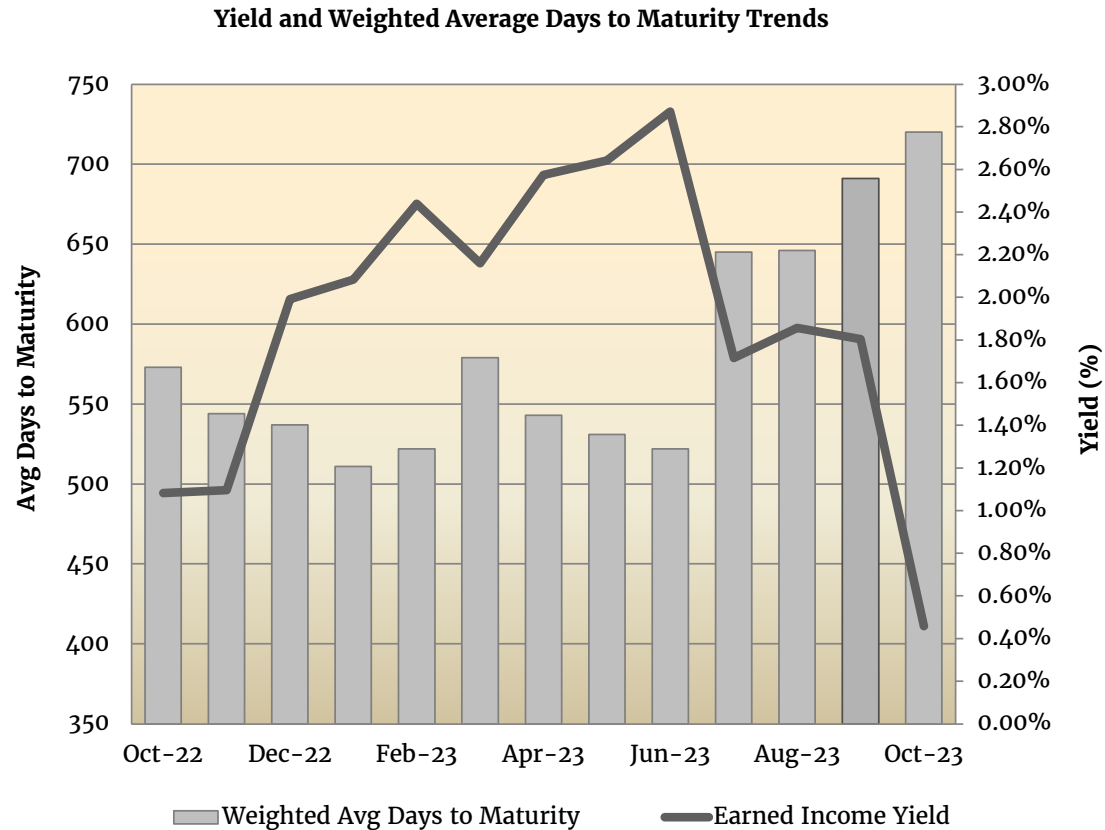
Maturity Distribution
October 31, 2023





PORTFOLIO - EARNED INCOME YIELD

Month	Earned Income Yield	Weighted Avg Days to Maturity
Oct-22	1.08%	573
Nov-22	1.10%	544
Dec-22	1.99%	537
Jan-23	2.08%	511
Feb-23	2.44%	522
Mar-23	2.16%	579
Apr-23	2.57%	543
May-23	2.64%	531
Jun-23	2.87%	522
Jul-23	1.72%	645
Aug-23	1.86%	646
Sep-23	1.80%	691
Oct-23	0.46%	720



POOLED INVESTMENTS AT OCTOBER 31, 2023 - PORTFOLIO POSITION DETAIL

City of San Diego
Office of the City Treasurer



TREASURY NOTES/BONDS	Issuer	CUSIP	Coupon Rate	Yield to Maturity	Modified Duration	Purchase Date	Maturity Date	Current Par Value	Current Book Value	Market Value	Market Price	Price Source
Treasury Notes	UST Note	91282CCL3	0.375	0.346	0.683	7/3/2023	7/15/2024	50,000,000.00	50,015,041.06	48,248,050.00	96.496	ICED
Treasury Notes	UST Note	91282CCT6	0.375	0.397	0.766	7/3/2023	8/15/2024	75,000,000.00	74,981,167.46	72,064,425.00	96.086	ICED
Treasury Notes	UST Note	91282CCX7	0.375	0.526	0.846	8/1/2023	9/15/2024	50,000,000.00	49,915,473.09	47,837,900.00	95.676	ICED
Treasury Notes	UST Note	91282CDB4	0.625	0.759	0.926	9/1/2023	10/15/2024	75,000,000.00	74,887,838.31	71,654,325.00	95.539	ICED
Treasury Notes	UST Note	91282CDH1	0.750	0.749	1.005	10/2/2023	11/15/2024	50,000,000.00	50,143,402.70	47,654,300.00	95.309	ICED
Treasury Notes	UST Note	91282CDN8	1.000	0.947	0.000	1/3/2022	12/15/2024	75,000,000.00	75,114,257.81	71,443,350.00	95.258	ICED
Treasury Notes	UST Note	912828Z52	1.375	1.402	1.204	2/1/2022	1/31/2025	50,000,000.00	49,960,937.50	47,630,850.00	95.262	ICED
Treasury Notes	UST Note	91282CGG0	4.125	4.222	0.000	2/1/2023	1/31/2025	100,000,000.00	99,816,406.25	98,554,700.00	98.555	ICED
Treasury Notes	UST Note	91282CDZ1	1.500	1.638	1.243	3/1/2022	2/15/2025	50,000,000.00	49,800,781.25	47,636,700.00	95.273	ICED
Treasury Notes	UST Note	9128284F4	2.625	2.471	1.356	3/31/2022	3/31/2025	50,000,000.00	50,220,703.13	48,209,000.00	96.418	ICED
Treasury Notes	UST Note	91282CEH0	2.625	2.863	1.396	4/29/2022	4/15/2025	50,000,000.00	49,664,062.50	48,177,750.00	96.356	ICED
Treasury Notes	UST Note	91282CGX3	3.875	4.470	1.431	6/1/2023	4/30/2025	75,000,000.00	74,188,476.56	73,546,875.00	98.063	ICED
Treasury Notes	UST Note	91282CEQ0	2.750	2.753	1.458	5/31/2022	5/15/2025	50,000,000.00	49,996,093.75	48,183,600.00	96.367	ICED
Treasury Notes	UST Note	91282CEU1	2.875	3.036	1.537	7/1/2022	6/15/2025	50,000,000.00	49,773,437.50	48,212,900.00	96.426	ICED
Treasury Notes	UST Note	91282CHL8	4.625	4.872	1.555	7/3/2023	6/30/2025	50,000,000.00	49,786,430.03	49,574,200.00	99.148	ICED
Treasury Notes	UST Note	91282CEY3	3.000	2.843	1.616	8/1/2022	7/15/2025	100,000,000.00	100,441,406.25	96,492,200.00	96.492	ICED
Treasury Notes	UST Note	91282CFE6	3.125	3.444	1.697	9/1/2022	8/15/2025	150,000,000.00	148,664,062.50	144,873,000.00	96.582	ICED
Treasury Notes	UST Note	91282CFP1	4.250	4.320	1.844	12/2/2022	10/15/2025	100,000,000.00	99,808,593.75	98,437,500.00	98.438	ICED
Treasury Notes	UST Note	91282CGA3	4.000	4.238	1.972	1/3/2023	12/15/2025	100,000,000.00	99,343,750.00	97,898,400.00	97.898	ICED
Treasury Notes	UST Note	91282CGL9	4.000	4.511	2.136	3/1/2023	2/15/2026	100,000,000.00	98,597,656.25	97,828,100.00	97.828	ICED
Treasury Notes	UST Note	91282CHM6	4.500	4.528	2.481	8/1/2023	7/15/2026	75,000,000.00	75,097,316.58	74,179,725.00	98.906	ICED
Treasury Notes	UST Note	91282CHU8	4.375	4.566	2.567	9/1/2023	8/15/2026	100,000,000.00	99,678,668.48	98,570,300.00	98.570	ICED
Treasury Notes	UST Note	91282CHY0	4.625	4.786	2.640	10/2/2023	9/15/2026	75,000,000.00	74,830,947.37	74,449,200.00	99.266	ICED
Total	Count 23		2.917	3.062	1.470			1,700,000,000.00	1,694,726,910.08	1,651,357,350.00	97.139	
LOCAL AGENCY INVESTMENT FUND	Issuer	CUSIP	Coupon Rate	Yield to Maturity	Modified Duration	Purchase Date	Maturity Date	Current Par Value	Current Book Value	Market Value	Market Price	Price Source
LAIF	LAIF	SYS49819	3.150	3.150	0.000	3/31/2003	11/1/2023	60,518.64	60,518.64	60,518.64	100.000	BOOK
Total	Count 1		3.150	3.150	0.000			60,518.64	60,518.64	60,518.64	100.000	
ASSET BACKED SECURITIES	Issuer	CUSIP	Coupon Rate	Yield to Maturity	Modified Duration	Purchase Date	Maturity Date	Current Par Value	Current Book Value	Market Value	Market Price	Price Source
Asset Backed Secs	Capital One	14041NFW6	0.550	0.552	1.366	7/22/2021	7/15/2026	27,000,000.00	26,998,906.50	25,987,392.00	96.250	ICED
Asset Backed Secs	Mercedes-Benz Auto Lease	58768RAC4	4.740	4.789	1.527	5/24/2023	1/15/2027	19,000,000.00	18,999,338.80	18,661,382.00	98.218	ICED
Asset Backed Secs	Capital One	14041NFZ9	2.800	4.872	1.560	10/7/2022	3/15/2027	20,000,000.00	19,130,468.75	19,208,260.00	96.041	ICED
Asset Backed Secs	Capital One	14041NGA3	3.490	4.794	1.647	9/30/2022	5/15/2027	25,000,000.00	24,285,156.25	24,140,150.00	96.561	ICED
Asset Backed Secs	American Express Credit	02582JTT8	3.390	4.802	1.647	4/20/2023	5/15/2027	25,000,000.00	24,371,093.75	24,133,125.00	96.533	ICED
Asset Backed Secs	American Express Credit	02582JJV3	3.750	3.898	1.751	9/12/2022	8/15/2027	27,740,000.00	27,589,380.47	26,845,884.32	96.777	ICED
Asset Backed Secs	Chase Issuance Trust	161571HS6	3.970	4.010	1.785	9/16/2022	9/15/2027	10,000,000.00	9,998,331.00	9,697,280.00	96.973	ICED
Asset Backed Secs	Chase Issuance Trust	161571HS6	3.970	4.417	1.790	2/2/2023	9/15/2027	8,871,000.00	8,776,052.58	8,602,457.09	96.973	ICED
Asset Backed Secs	Chase Issuance Trust	161571HS6	3.970	4.705	1.785	3/31/2023	9/15/2027	24,000,000.00	23,613,476.56	23,273,472.00	96.973	ICED
Asset Backed Secs	American Express Credit	02582JJX9	4.950	5.004	1.816	11/3/2022	10/15/2027	10,000,000.00	9,999,504.00	9,871,820.00	98.718	ICED
Asset Backed Secs	American Express Credit	02582JJX9	4.950	5.185	1.816	11/3/2022	10/15/2027	7,500,000.00	7,469,238.28	7,403,865.00	98.718	ICED
Asset Backed Secs	Bank of America Credit Card	05522RDE5	3.530	4.781	1.849	5/22/2023	11/15/2027	15,000,000.00	14,645,507.81	14,487,525.00	96.584	ICED
Asset Backed Secs	Bank of America Credit Card	05522RDF2	5.000	5.113	2.011	6/21/2023	4/15/2028	20,645,000.00	20,600,645.51	20,382,478.18	98.728	ICED
Asset Backed Secs	Discover Card	254683CZ6	4.930	4.820	2.208	7/20/2023	6/15/2028	21,438,000.00	21,460,610.39	21,050,122.27	98.191	ICED
Asset Backed Secs	Chase Issuance Trust	161571HT4	5.160	5.228	2.219	9/15/2023	9/15/2028	13,000,000.00	12,996,396.40	12,868,115.00	98.986	ICED
Total	Count 15		3.734	4.302	1.758			274,194,000.00	270,934,107.05	266,613,327.86	97.235	

POOLED INVESTMENTS AT OCTOBER 31, 2023 - PORTFOLIO POSITION DETAIL

City of San Diego
Office of the City Treasurer



COMMERCIAL PAPER	Issuer	CUSIP	Coupon Rate	Yield to Maturity	Modified Duration	Purchase Date	Maturity Date	Current Par Value	Current Book Value	Market Value	Market Price	Price Source
Commercial Paper	Landesbank Baden-Wuert	5148X1Y15	5.310	5.385	0.000	10/31/2023	11/1/2023	16,000,000.00	15,997,640.00	16,000,000.00	100.000	MNL
	Total Count 1		5.310	5.385	0.000			16,000,000.00	15,997,640.00	16,000,000.00	100.000	
CORPORATE MTN/BONDS	Issuer	CUSIP	Coupon Rate	Yield to Maturity	Modified Duration	Purchase Date	Maturity Date	Current Par Value	Current Book Value	Market Value	Market Price	Price Source
Medium Term Notes	PACCAR Inc	69371RR24	0.350	0.389	0.254	4/3/2023	2/2/2024	10,000,000.00	9,996,799.26	9,863,030.00	98.630	ICED
Medium Term Notes	Bank of New York Mellon	06406RAS6	0.500	0.536	0.484	4/3/2023	4/26/2024	15,000,000.00	14,994,323.06	14,615,505.00	97.437	ICED
Medium Term Notes	Amazon	023135BW5	0.450	0.499	0.000	5/12/2021	5/12/2024	5,000,000.00	4,992,700.00	4,867,750.00	97.355	ICED
Medium Term Notes	US BANK NA	90331HPL1	2.050	5.396	1.170	3/17/2023	1/21/2025	10,000,000.00	9,419,700.00	9,518,730.00	95.187	ICED
Medium Term Notes	Microsoft Corp	594918BB9	2.700	4.615	1.227	9/29/2022	2/12/2025	25,000,000.00	23,936,250.00	24,184,225.00	96.737	ICED
Medium Term Notes	Toyota Corporation	89236TKC8	3.950	4.511	1.561	9/23/2022	6/30/2025	24,765,000.00	24,405,659.85	24,134,582.16	97.454	ICED
Medium Term Notes	Caterpillar Fncl Service	14913UAB6	5.150	5.156	1.657	8/11/2023	8/11/2025	10,000,000.00	9,998,900.00	9,941,990.00	99.420	ICED
Medium Term Notes	Home Depot	437076CR1	4.000	4.294	1.765	9/23/2022	9/15/2025	11,272,000.00	11,180,245.92	10,995,092.05	97.543	ICED
Medium Term Notes	UnitedHealth Group	91324PEN8	5.150	5.154	1.832	10/28/2022	10/15/2025	7,000,000.00	6,999,370.00	6,973,029.00	99.615	ICED
Medium Term Notes	Visa Inc	92826CAD4	3.150	4.888	1.986	10/26/2022	12/14/2025	14,032,000.00	13,330,820.96	13,389,166.02	95.419	ICED
Medium Term Notes	Caterpillar Fncl Service	14913R3B1	4.800	4.809	2.010	1/6/2023	1/6/2026	15,000,000.00	14,996,250.00	14,796,690.00	98.645	ICED
Medium Term Notes	Apple Corp	037833EB2	0.700	4.651	2.192	9/29/2022	2/8/2026	15,419,000.00	13,544,820.55	13,927,258.01	90.325	ICED
Medium Term Notes	Cisco Systems	17275RBC5	2.950	4.450	2.192	3/23/2023	2/28/2026	20,000,000.00	19,183,600.00	18,986,380.00	94.932	ICED
Medium Term Notes	Deere & Co.	24422EWT2	5.050	4.470	2.160	3/30/2023	3/3/2026	15,000,000.00	15,235,500.00	14,906,055.00	99.374	ICED
Medium Term Notes	PACCAR Inc	69371RS49	4.450	4.474	2.246	3/30/2023	3/30/2026	17,000,000.00	16,988,610.00	16,657,416.00	97.985	ICED
Medium Term Notes	JPMorgan Chase	46625HQW3	3.300	5.519	2.266	5/18/2023	4/1/2026	10,000,000.00	9,647,100.00	9,423,320.00	94.233	ICED
Medium Term Notes	Morgan Stanley	61690U4T4	4.754	4.754	2.289	4/21/2023	4/21/2026	15,000,000.00	15,000,000.00	14,610,660.00	97.404	ICED
Medium Term Notes	Deere & Co.	24422EWX3	4.750	4.771	2.368	6/8/2023	6/8/2026	7,000,000.00	6,995,940.00	6,895,609.00	98.509	ICED
Medium Term Notes	Bristol Myers Squibb	110122CN6	3.200	5.319	2.437	10/2/2023	6/15/2026	10,000,000.00	9,567,611.11	9,475,990.00	94.760	ICED
Medium Term Notes	Bank of America	06051GLA5	4.827	5.050	2.477	5/9/2023	7/22/2026	15,000,000.00	14,901,000.00	14,616,930.00	97.446	ICED
Medium Term Notes	State Street Corp	857477CD3	5.272	5.661	2.493	10/2/2023	8/3/2026	10,000,000.00	9,985,002.22	9,840,160.00	98.402	ICED
Medium Term Notes	Thermo Fisher Scientific	883556CV2	4.953	5.395	2.530	10/2/2023	8/10/2026	10,000,000.00	9,955,343.33	9,900,270.00	99.003	ICED
Medium Term Notes	JPMorgan Chase	46625HRV4	2.950	4.991	2.725	6/9/2023	10/1/2026	10,000,000.00	9,383,700.00	9,251,750.00	92.518	ICED
Medium Term Notes	Bank of America	06051GLE7	5.080	5.401	2.879	6/23/2023	1/20/2027	10,000,000.00	9,896,400.00	9,734,650.00	97.347	ICED
Medium Term Notes	Morgan Stanley	61747YEZ4	5.050	5.311	2.904	7/18/2023	1/28/2027	10,000,000.00	9,938,800.00	9,766,210.00	97.662	ICED
	Total Count 25		3.585	4.447	1.917			321,488,000.00	314,474,446.26	311,272,447.24	96.822	
Grand Total								2,311,742,518.64	2,296,193,622.03	2,245,303,643.74		



GLOSSARY OF INVESTMENT TERMS

ASSET BACKED SECURITIES: Securities, such as bonds or notes, collateralized by receivables such as credit card or auto loans.

LOCAL AGENCY INVESTMENT FUND (LAIF): An investment pool sponsored by the State of California and administered/managed by the State Treasurer's Office. Local government units, with consent of the local governing body of that agency, may voluntarily deposit surplus funds for the purpose of investment.

U. S. GOVERNMENT AGENCY SECURITIES: Debt securities issued by U. S. Government sponsored enterprises and federally related institutions. These government agencies include: Federal Home Loan Banks (FHLB); Federal Home Loan Mortgage Corporation (FHLMC, or "Freddie Mac"); Federal National Mortgage Association (FNMA, or "Fannie Mae"); Federal Farm Credit Banks (FFCB); and Tennessee Valley Authority (TVA).

BOOK VALUE: The original cost of the investment, plus accrued interest and amortization of any premium or discount.

MARKET VALUE: The price at which a security is trading and could presumably be purchased or sold.

U.S. TREASURY SECURITIES: Securities issued by the U. S. Treasury and backed by the full faith and credit of the United States. Treasuries are considered to have no credit risk, and are the benchmark for interest rates on all other securities in the U.S. and overseas. The Treasury issues both discounted securities and fixed coupon notes and bonds.

CERTIFICATE OF DEPOSIT (CD or NCD): A deposit of funds at a bank for a specified period of time that earns interest at a specified rate. Commonly known as "CDs" or "negotiable CDs."

MATURITY: The date upon which the principal or stated value of an investment becomes due and payable.

WEIGHTED AVERAGE DAYS TO MATURITY: The weighted average of the remaining term to maturity of all of the assets in an investment pool or securities portfolio, as expressed in days.

COUPON: The annual rate at which a bond pays interest.

PAR VALUE: The amount of principal which must be paid at maturity. Also referred to as the face amount of a bond, normally quoted in \$1.000 increments per bond.

YIELD: The rate of annual income return on an investment, expressed as a percentage.
(a) **EARNED INCOME YIELD** is the annual income from an investment divided by the current market value.
(b) **YIELD TO MATURITY** is the rate of return earned on an investment considering all cash flows and timing factors: interest earnings, discounts, and premiums above par.

CUSIP: The number identifying all stocks and registered bonds, using the Committee on Uniform Securities Identification Procedures (CUSIP).

REPURCHASE AGREEMENT (RP OR REPO): The purchase of securities, on a temporary basis, with the seller's simultaneous agreement to repurchase the securities at a later date at a specified price that includes interest for the buyer's holding period. In essence, this is a collateralized investment whereby the security "buyer" lends the "seller" money for the period of the agreement.

DURATION: Duration measures the price sensitivity of a bond to changes in interest rates.
(a) **EFFECTIVE DURATION** is a duration calculation for bonds with embedded options. Effective duration takes into account that expected cash flows will fluctuate as interest rates change.
(b) **MACAULAY'S DURATION** is the weighted average maturity of the bond's cash flows, where the present values of the cash flows serves as the weights. The greater the duration of the bond, the greater its percentage price volatility.

SUPRANATIONAL: An entity formed by two or more central governments through international treaties, for the purpose of promoting economic development for member countries. Two examples of supranational institutions are the International Bank for Reconstruction and Development (World Bank) and the Inter-American Development Bank.

For additional glossary terms, previous Investment Reports, and City Investment Policy, please visit the Office of the City Treasurer's website at:
<http://www.sandiego.gov/treasurer/investments/>