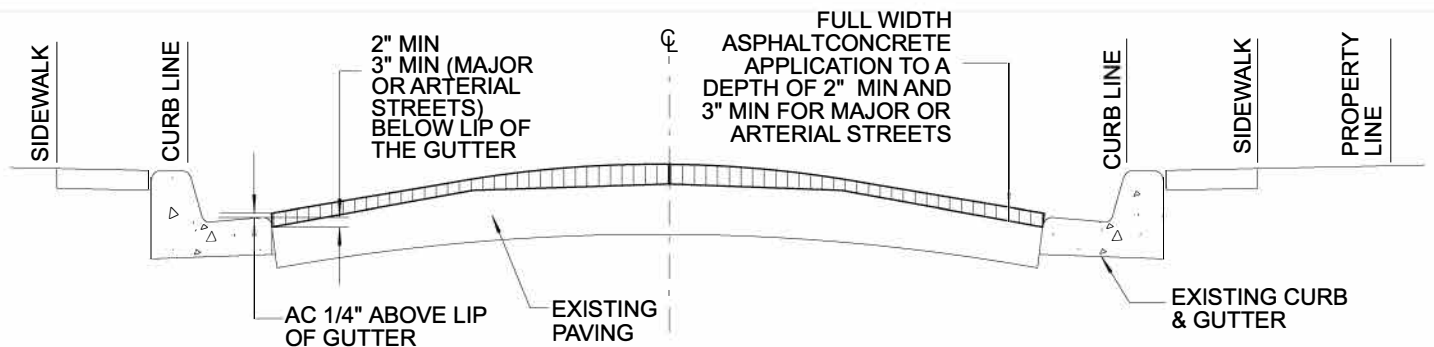


TYPICAL 6' EDGE COLD MILLING DETAIL



TYPICAL ASPHALT CONCRETE OVERLAY PAVEMENT DETAIL

NOTE:

SEE SHEET 2 FOR FULL WIDTH COLD MILLING & ASPHALT CONCRETE OVERLAY - TYPE B

CITY OF SAN DIEGO - STANDARD DRAWING

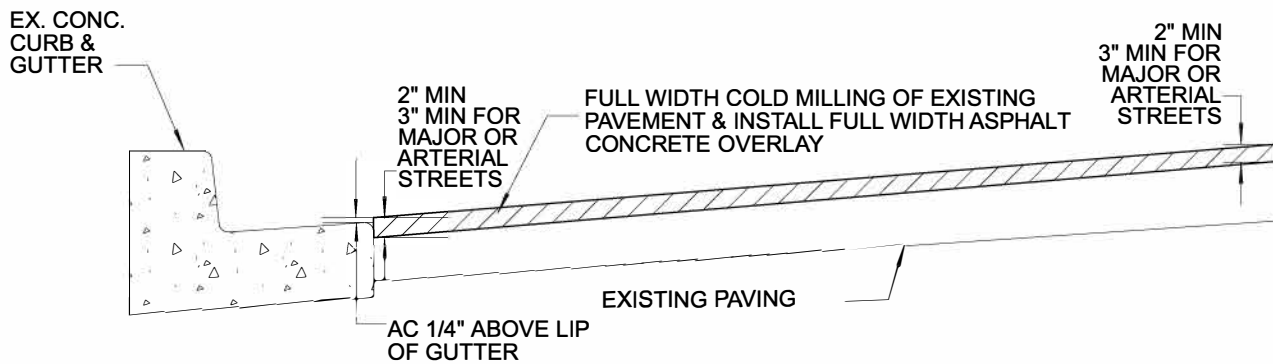
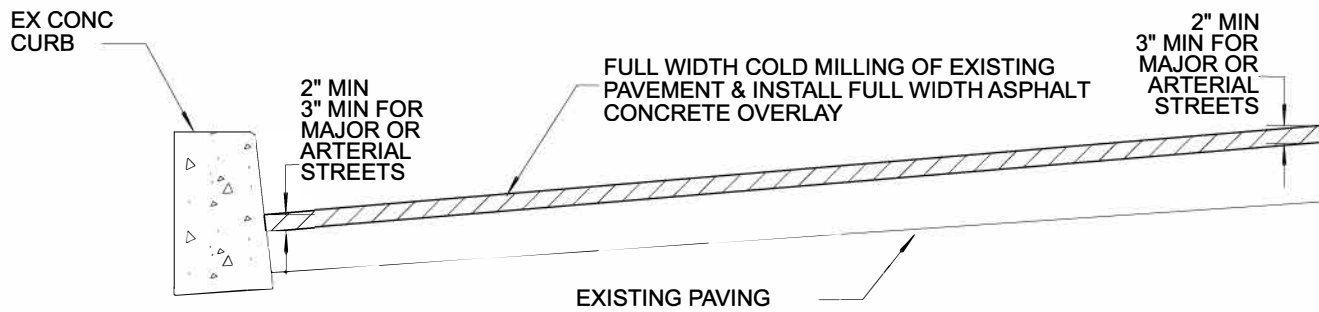
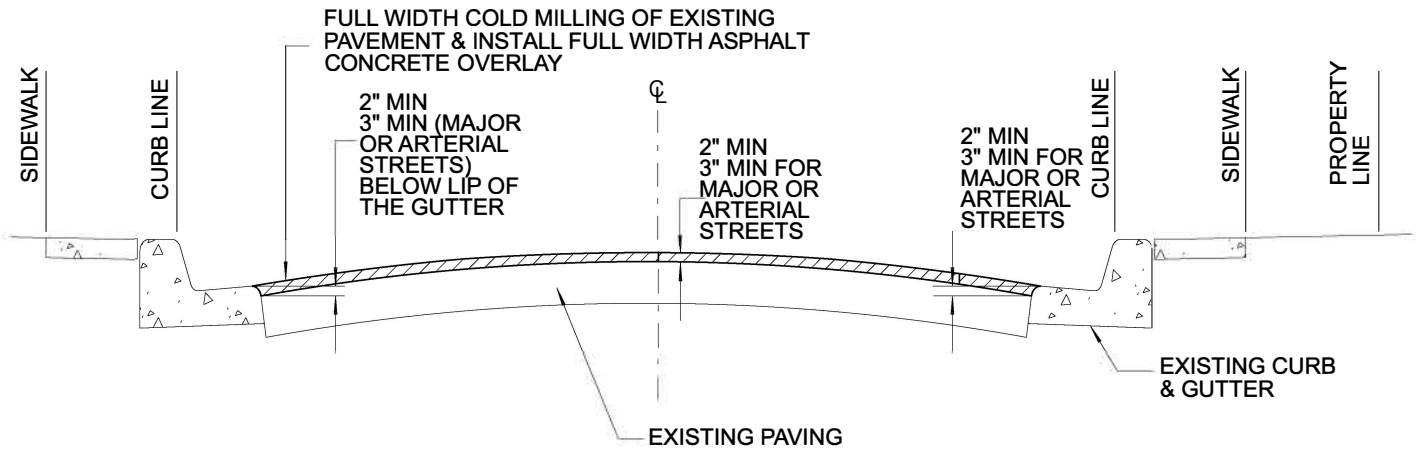
RECOMMENDED BY THE CITY OF SAN DIEGO STANDARDS COMMITTEE

REVISION	BY	APPROVED	DATE
ORIGINAL	KA	J. NAGELVOORT	01 /12
UPDATED	JL	J. NAGELVOORT	05 /18
UPDATED	HE	R. AMEN	12/23

COLD MILLING & ASPHALT CONCRETE OVERLAY - TYPE A (6' EDGE COLD MILL)

Alaine James 12/15/2023
COORDINATOR R.C.E. 81047 DATE

DRAWING NUMBER **SDG-106**



TYPICAL FULL WIDTH COLD MILLING & ASPHALT CONCRETE OVERLAY PAVEMENT DETAIL

REVISION	BY	APPROVED	DATE
ORIGINAL	KA	J. NAGELVOORT	01 /12
UPDATED	JL	J. NAGELVOORT	05 /18
UPDATED	HE	R. AMEN	12 / 23

CITY OF SAN DIEGO - STANDARD DRAWING

**COLD MILLING & ASPHALT
CONCRETE OVERLAY - TYPE B
(FULL WIDTH COLD MILL)**

RECOMMENDED BY THE CITY
OF SAN DIEGO STANDARDS COMMITTEE

Alaine James 12/15/2023
COORDINATOR R.C.E. 81047 DATE

DRAWING
NUMBER **SDG-106**