



FY 2022 – Awarded A&E Contracts

GENDER

	# of Award	Dollar Amount	Percent
Male	312	\$ 44,054,835	86%
Female	85	\$ 7,219,849	14%
Unidentified	0	\$ -	0%
Total	397	\$ 51,274,684	100%

CERTIFICATIONS

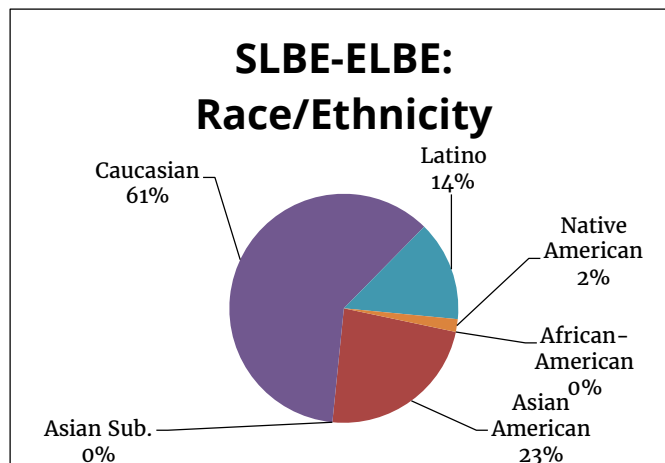
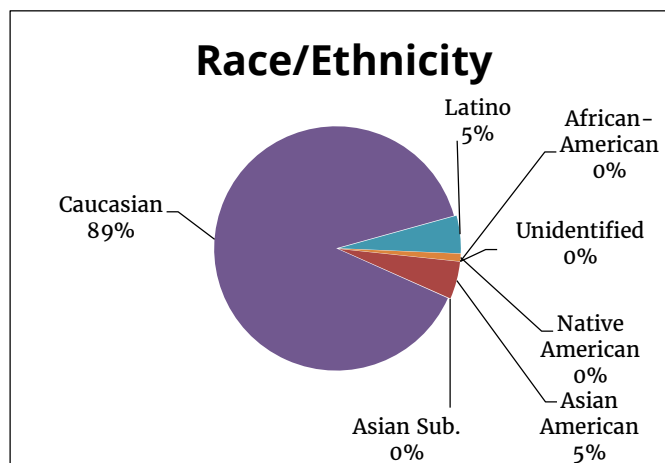
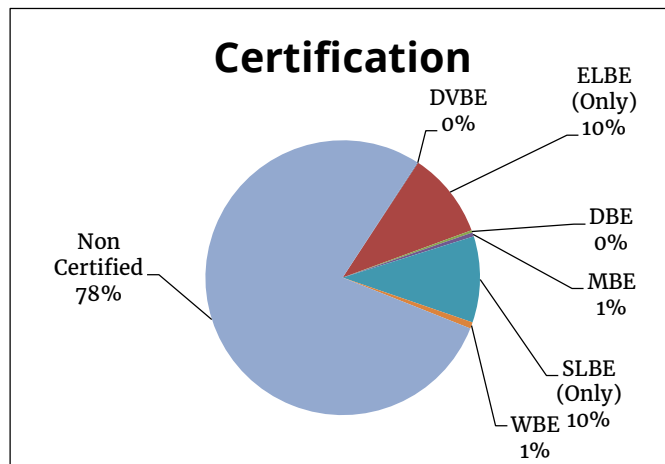
	# of Award	Dollar Amount	Percent
DVBE	3	\$ 56,030	0%
ELBE (Only)	67	\$ 5,249,698	10%
DBE	3	\$ 245,937	0%
MBE	5	\$ 391,211	0%
SLBE (Only)	92	\$ 5,344,227	10%
WBE	15	\$ 609,857	1%
Non Certified	212	\$ 39,377,724	77%
Sub Total Certified	185	\$ 11,896,960	23%
Total Firms	397	\$ 51,274,684	100%

	# of Award	Dollar Amount	Percent
African-American	0	\$ -	0%
Asian American	42	\$ 2,563,428	5%
Asian Subcontinent	0	\$ -	0%
Caucasian	309	\$ 45,775,405	89%
Latino	39	\$ 2,634,915	5%
Native American	7	\$ 300,936	1%
Unidentified	0	\$ -	0%
Total Firms	397	\$ 51,274,684	100%

SLBE-ELBE PROGRAM*

	# of Award	Dollar Amount	Percent
ELBE	55	\$ 4,707,720	12%
SLBE	92	\$ 4,777,023	13%
Total	147	\$ 9,484,743	25%

	# of Award	Dollar Amount	Percent
African-American	0	\$ -	0%
Asian American	38	\$ 2,206,534	23%
Asian Subcontinent	0	\$ -	0%
Caucasian	80	\$ 5,765,500	61%
Latino	24	\$ 1,341,192	14%
Native American	5	\$ 171,516	2%
Total SLBE-ELBE	147	\$ 9,484,742	100%



*Total award for contracts subject to the SLBE Program: \$37,960,449