



Fiscal Year 2025 Mid-Year State of the CIP

May 2025



Todd Gloria
Mayor

Alia Khouri
Deputy Chief Operating Officer

Rania Amen
Engineering & Capital Projects Department Director and City Engineer

Caryn McGriff
Engineering & Capital Projects Department Assistant Director

State of the CIP Table of Contents

Background & Report Overview.....	3
Capital Improvements Program Overview	3
CIP Budget.	5
CIP Expenditures.....	6
Active CIP Project Count.....	7
CIP Performance Measures and Key Performance Indicators	9
Street Pavement Repair Program	10
Water Pipeline Replacement Program	10
Sewer Pipeline Replacement Program	11
CIP Project Highlights	13
Pure Water San Diego	19
Award Winning Projects	20
Industry Outreach.....	20
Transparency in ECP	21
Project Labor Agreement.....	21
Inter-Agency Agreement	22
Change Orders	22
Notices to Proceed and Completion.....	22
Construction Management Contracts	23
Consultant and Construction Contracts.....	25
Contractor Performance and Evaluations	25
Emergency CIP Projects.....	26
Climate Action Plan.....	26
Conclusion	27

Exhibits

- A. Transparency Policy Status
- B. CIP Expenditures by Project
- C. Inter-Agency Agreements
- D. Fiscal Year 2025 Mid-Year Change Orders
- E. Notices of Completion
- F. CAP Project Information
- G. PN-0444 Initiate a New Capital Improvements Program (CIP) Project

BACKGROUND & REPORT OVERVIEW

In 2012, the San Diego City Council (Council) approved several measures to streamline the City's Capital Improvements Program (CIP) delivery systems to expedite the completion of projects revitalizing San Diego neighborhoods. The approval of the streamlining measures requires increased transparency to enable the Council and the public oversight of the City's Capital Improvements Program, which led to the development of [City of San Diego Council Policy 000-31 / Capital Improvements Program Transparency](#).

As detailed in **Exhibit A**, Council Policy 000-31 describes the CIP-related information that City Departments are minimally required to provide to the Council and the public. Information elements include CIP project descriptions as well as contracting, budget, schedule, and expenditure details. Multiple City Departments, including Engineering and Capital Projects (ECP), Purchasing & Contracting, and the Department of Finance, have reporting responsibilities under Council Policy 000-31. Council Policy 000-31 requires reporting on actual CIP performance and projected CIP activity.



Marcy Neighborhood Park groundbreaking

CAPITAL IMPROVEMENTS PROGRAM OVERVIEW

The City's CIP consists of individual infrastructure projects funded through annually approved budgets and mid-year amendments, as proposed by the Mayor and authorized by the City Council. These CIP projects involve construction efforts to upgrade or expand the City's infrastructure systems, ultimately enhancing public health, safety, and overall quality of life for the community. The CIP is crucial in advancing the City's Strategic Plan objectives, including improving mobility and infrastructure, ensuring effective stormwater management, and delivering safe, reliable drinking water.

Managing the CIP portfolio—which involves refurbishing or rehabilitating existing structures and constructing new facilities—is a complex process due to the diverse funding sources, asset types, project delivery methods, environmental regulations, and competing priorities. Project creation is a collaborative effort involving the Mayor, City Council, asset-managing departments (AMD), the Capital Improvements Program Review and Advisory Committee (CIPRAC), and input from community stakeholders. Once capital needs are determined and brought forward by the AMDs, they are reviewed and prioritized with input from City leadership and community stakeholders to guide project planning and funding.

CIP projects are prioritized based on Council Policy 800-14, which outlines the ranking methodology for aligning infrastructure investments with the City's goals of equitable and efficient capital project delivery.

Once projects are initiated and funding is secured, a project manager is assigned to oversee implementation. While ECP is the central hub for most CIP projects, some fall outside its scope, depending on the responsible AMD. In Fiscal Year 2024, all active CIP projects were rescored using the updated Council Policy 800-14. These revised scores informed budget decisions for Fiscal Year 2025, which primarily focused on completing projects that had already received substantial prior investment.

The CIP plays a vital role in supporting the operations of numerous City departments across various functions. These include public safety services, such as Police, Fire, and Lifeguard stations; environmental initiatives, including landfill and recycling operations; transportation infrastructure, encompassing roads, streetlights, traffic signals, bridges, and sidewalks; cultural and recreational facilities, such as libraries and parks; and essential utilities, including water and sewer distribution and treatment systems.



Beyer Park groundbreaking

ECP manages the [CIP website](#), which provides information on the City's CIP projects, policies, and schedules. Project schedules are updated monthly in accordance with [CP 000-31](#) Sections B and E. Additional information on the recently revamped website can be found in the "Transparency in ECP" section of this report.

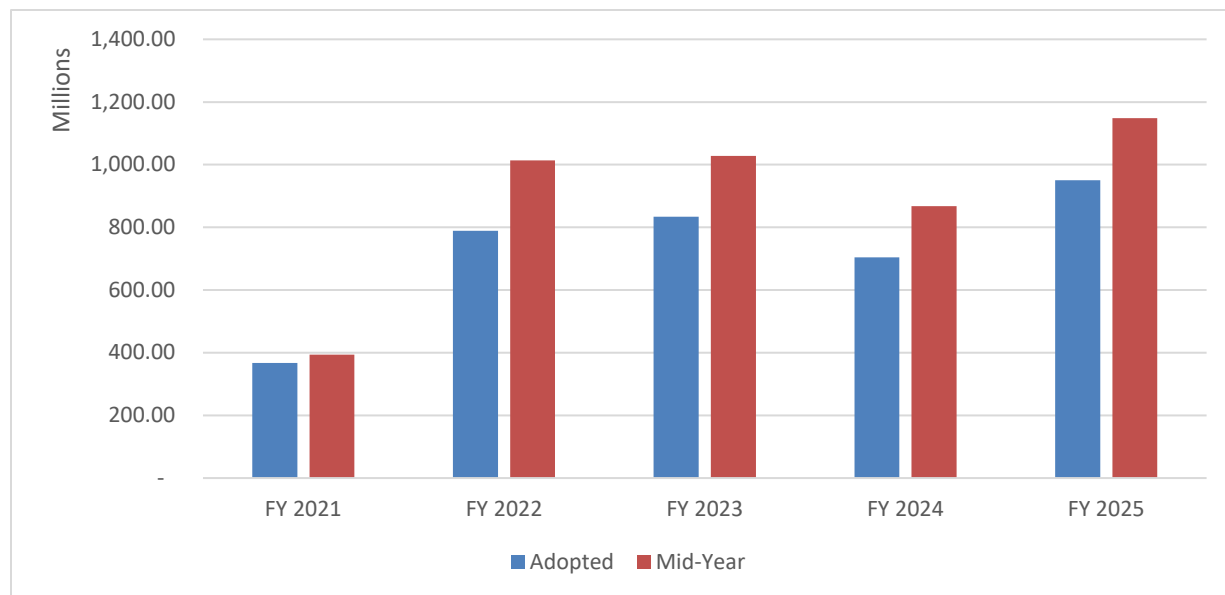
CIP BUDGET

The [Adopted CIP Budget](#) designates available funds and projected revenues for both ongoing and new projects within the Multi-Year CIP. This program is supported by nearly 300 distinct funding sources, including Water and Sewer Enterprise Funds, the Infrastructure Fund, the Climate Equity Fund (CEF), Development Impact Fees (DIF), Grants, and Park Improvement Funds. Transportation projects primarily rely on TransNet funding, which can also contribute to transportation-related elements of other CIP projects within the public right-of-way. Projects related to landfills, airports, and golf courses are financed through their respective enterprise funds.

Facilities such as parks, police stations, fire stations, and libraries compete for limited financial resources, including DIF, CEF, and allocations from the City's General Fund.

The Fiscal Year 2025 Adopted CIP Budget was \$950 million, and various Council Actions throughout the first half of the Fiscal Year increased this amount by \$198 million to a total of \$1.1 billion in new funding dedicated to the CIP. **Figure 1** displays the adopted and mid-year CIP budgets for Fiscal Years 2021 through 2025.

Figure 1: FY 2021 - 2025 CIP Budgets



CIP EXPENDITURES

Expenditures through Mid-Fiscal Year 2025 were at \$459M, reflecting a steady continuation of the upward trend in capital investment seen over the past several years. This growth highlights the City's ongoing commitment to infrastructure improvements following major increases in project execution in Fiscal Year 2024. Buildings and public utilities again account for the majority of spending, signaling a continued focus on core infrastructure and essential services. Compared to mid-year Fiscal Year 2024 (\$423.8M), the increase to \$459M shows moderate growth, suggesting stabilization after a record-setting fiscal year while maintaining strong investment levels. The Annual CIP expenditure trends are represented in **Figure 2**.

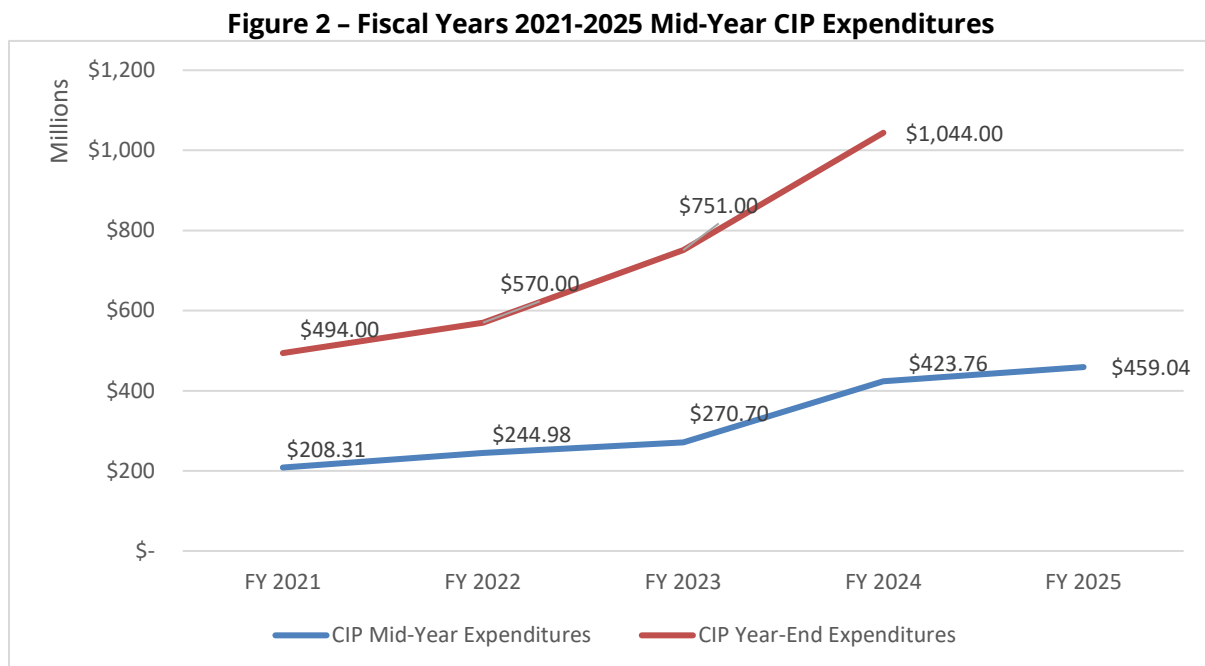
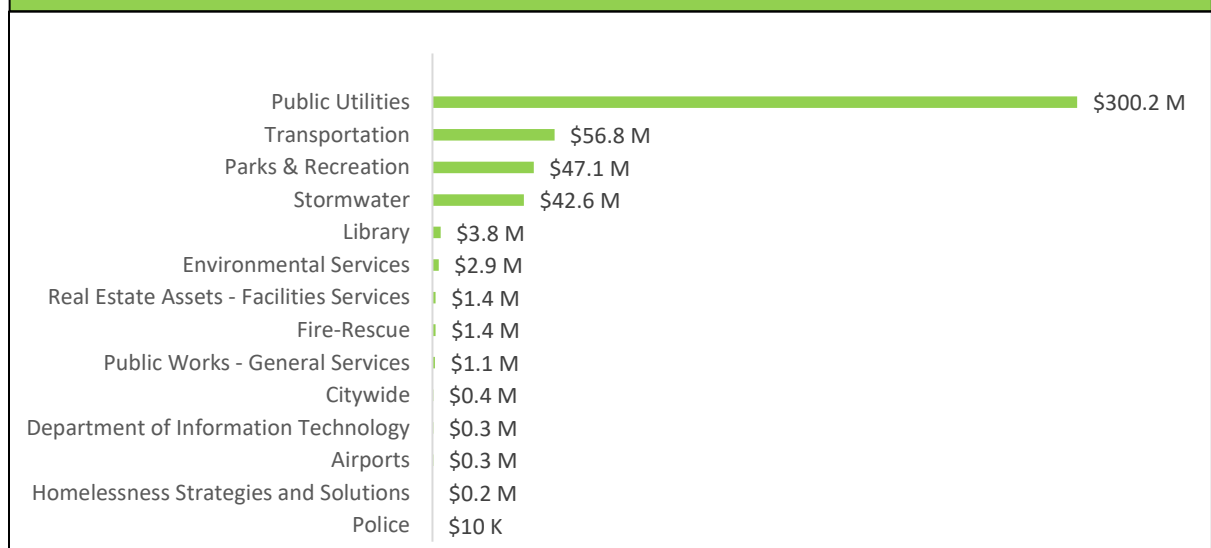


Exhibit B details CIP expenditures and encumbrances by project. **Figure 3** summarizes expenditures from the first half of Fiscal Year 2025 by AMD.

Figure 3 – FY 2025 Mid-Year CIP Expenditures by Asset Managing Department (\$)

ACTIVE CIP PROJECT COUNT

During the first half of Fiscal Year 2025, there were 1,416 active projects in the City CIP. These projects are at various stages in the project delivery process, and many will need additional funds in future years to be completed.



Olive Street Park

Nearly 80% of the City's CIP projects are managed by ECP, and the rest are managed by the asset owners, such as the Public Utilities, Environmental Services, Stormwater, and Transportation Departments, to name a few. Projects managed by the AMDs are generally in-kind replacements of assets, such as sidewalk panel replacement, mill and pave, or pipe replacement projects that do not require extensive design or permitting, and construction is performed with City Forces. ECP also manages small-scale projects that qualify for the Quick Build method to support the sheltered competition program.

Figure 4 shows all open CIP projects by the responsible project-delivering department as of December 31, 2024. **Figure 5** provides the CIP project count by the AMD that will benefit from the completed CIP project. **Figure 6** shows the CIP project count by phase.

Figure 4 – CIP Projects by Project Managing Department

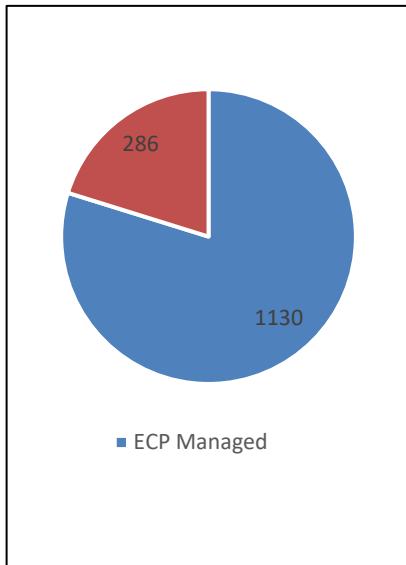


Figure 5 – CIP Projects by Asset Managing Department

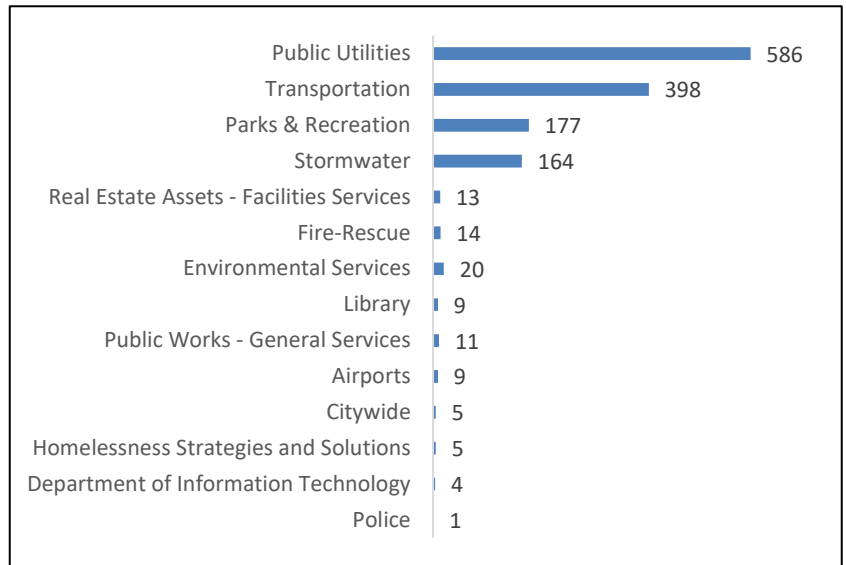
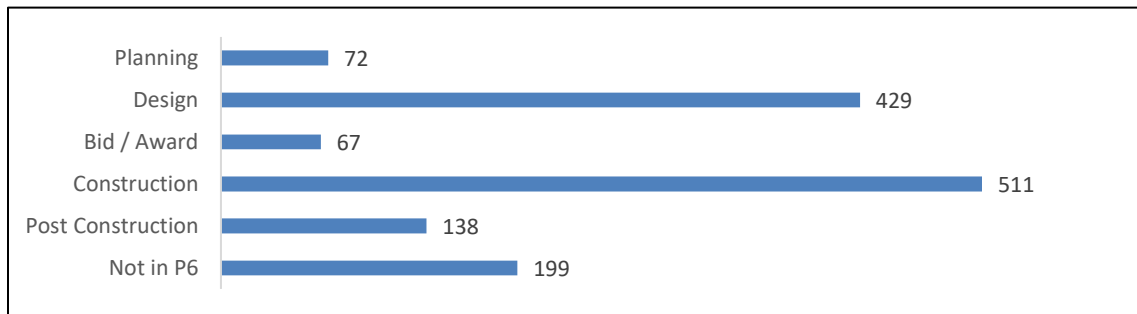


Figure 6 – CIP Projects by Phase



CIP PERFORMANCE MEASURES AND KEY PERFORMANCE INDICATORS

Performance measures assess CIP achievements during a fiscal year and compare annual performance to guide the program toward improved results. **Table 1** compares measures from Mid-Fiscal Years 2024 and 2025.

Table 1 - CIP Performance Measures

	FY 2024 Mid-Year	FY 2025 Mid-Year	FY2025 Year-End Projection
CIP Project Expenditures	\$423.8 million	\$459 million	\$1,200 million
CIP Project Encumbrances	\$1,193.5 million	\$1,536.1 million	\$1,800.5 million
Active CIP Projects	1,417	1,416	1,370
Total Construction Contracts Value Awarded for CIP Projects	\$115.8 million	\$336.5 million	\$661 million
Overlay miles completed FY 2025 Goal: 75 repair miles (125 lane miles)	32 repair miles	25.03 repair miles 51.5 lane miles	75 repair miles 125 lane miles
Water main construction contract awarded miles.	0 miles	3.47 miles	13.46 miles
Sewer line construction contract awarded miles.	0 miles	5.36 miles	12.29 miles
Water main completed miles. Goal: 20 miles	9 miles	12.10 miles*	28.15 miles
Sewer line completed miles. Goal: 40* miles	5 miles	7.52 miles*	34.95 miles
Average calendar days from bid opening to construction contract award. Goal: 90 days	74 days	78 days	90 days (meeting the goal)
CIP contracts awarded to SLBE/ELBE firms. Goal: 15% of total contract value	20%	18%	15% (meeting the goal)

**Does not include partial project completion and acceptance.*

All companies seeking to do business with the City must show a good faith effort that they have taken steps to attract and utilize Small Local Business Enterprise (SLBE) and Emerging Local Business Enterprise (ELBE) firms to comply with the Equal Opportunity Contracting Program requirements. The City aims to award 15% of CIP contracts to SLBE and ELBE firms. In Mid-Fiscal Year 2025, 18% of CIP contracts were awarded to SLBE and ELBE firms, exceeding this target. **Table 2** summarizes contract awards to city-certified Small Local Business Enterprises/Emerging Local Business Enterprises (SLBE/ELBE) Program firms in Mid-Fiscal Year 2025.

Table 2 - EOC Awards

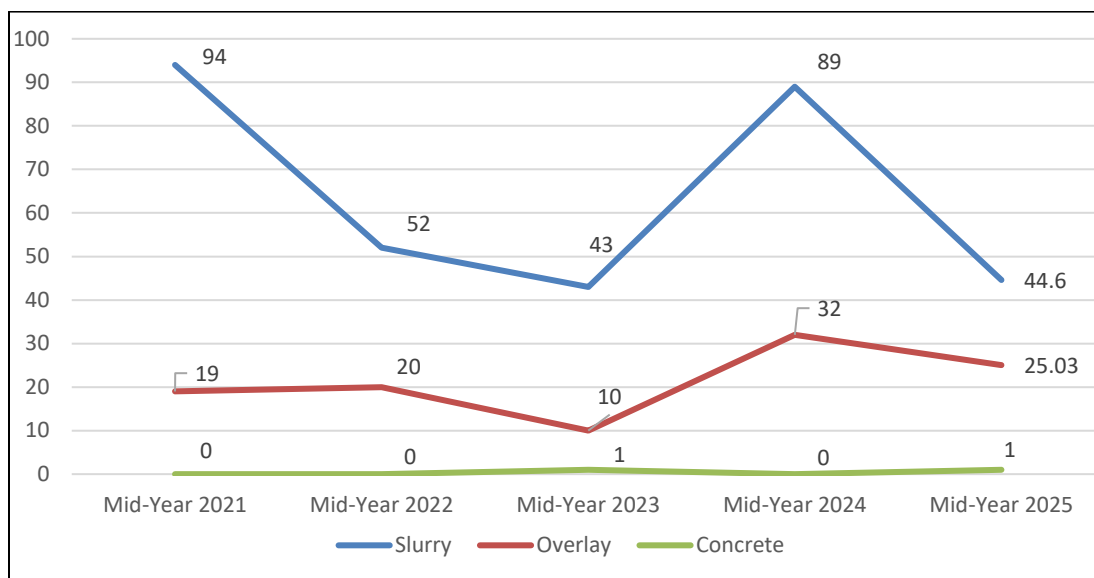
	Total Award Amount	SLBE/ELBE Total*	SLBE/ELBE Percent
Construction Contracts	\$347,269,901	\$65,167,359	19%
A&E Agreements	\$83,975,466	\$14,007,903	17%
Total	\$431,245,367	\$79,175,262	18%

**The totals exclude State and federally funded, emergency, Job Order Contracting (JOC), and sole source projects.*

STREET PAVEMENT REPAIR PROGRAM

The Street Pavement Management Program aims to achieve and maintain an average street network Pavement Condition Index (PCI) of 70 or greater. The PCI is an assessment of the pavement condition of City streets. The 2023 Pavement Condition Assessment determined that the current PCI is 63, 8 points less than the last condition assessment performed in 2016. To achieve and maintain a PCI of 70 in the next 10 years, an average of 608 Lane miles must be repaired annually through maintenance (slurry seal/cape seal) and rehabilitation (overlay/reconstruction) activities, based on analysis performed by the Transportation Department. This year's goal is to repair 356.8 lane miles by the end of Fiscal Year 2025. This includes approximately 1.8 lane miles of concrete panel replacement, 230 lane miles of surface seal, and 125 lane miles of overlay. Between July 1 and December 31, 2024, 1.28 lane miles of concrete panels, 93.2 lane miles of surface seal and 51.5 lane miles of overlay were completed. The road repair work scheduled for completion by the end of the fiscal year 2025 is expected to enhance the street network Pavement Condition Index (PCI) to 65.

Figure 7 – FY 2025 Mid-Year Street Pavement (repair miles)



WATER PIPELINE REPLACEMENT PROGRAM

The Public Utilities Department (PUD) and ECP established a target of awarding contracts for 175 miles of water main replacements between Fiscal Year 2021 and Fiscal Year 2025, averaging 35 miles per year. This goal aligns with best management practices to sustain service levels and reduce water main breaks.

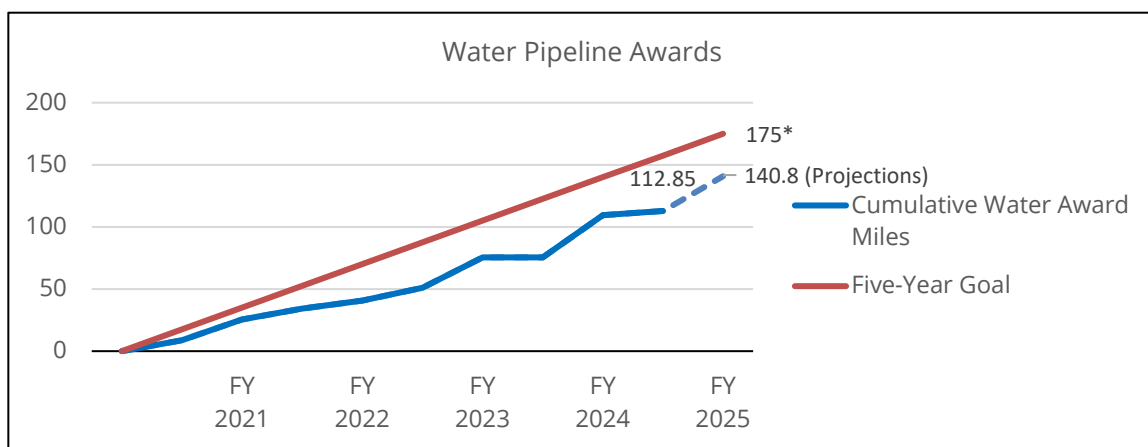
During the first half of Fiscal Year 2025, 3.5 miles of water pipeline contracts were awarded, while 12.1 miles of pipeline were replaced. Additionally, approximately 16 miles of water pipeline projects were advertised for bidding.

Looking ahead, while ECP remains dedicated to efficiently delivering the program, meeting the five-year target of awarding construction contracts for 175 miles of pipeline replacement by the end of Fiscal Year 2025 presents challenges. Delays stemming from the lasting impacts of the pandemic, bidders failing EOC requirements, construction bids significantly exceeding engineering estimates, and instances of no

bids being received for some projects have contributed to scheduling uncertainties. Additionally, projects that would have replaced 25.77 miles of water mains have been placed on hold due to cost escalation and limited funds, further impacting the project delivery timelines. As a result of these project delays, ECP is now expected to award a cumulative 140.8 miles of water main replacement contracts.

PUD and ECP are reevaluating the program for cost and operational necessity and establishing a new baseline goal for Fiscal Years 2026 through 2031. The new five-year goal will focus on operational criticality rather than miles of pipeline replaced. **Figure 8** illustrates the cumulative progress of awarded contracts for water main replacements.

Figure 8 - Water Main Replacement Contracts



*Goal of 175 miles was reduced by PUD in FY25 to 149.23 miles

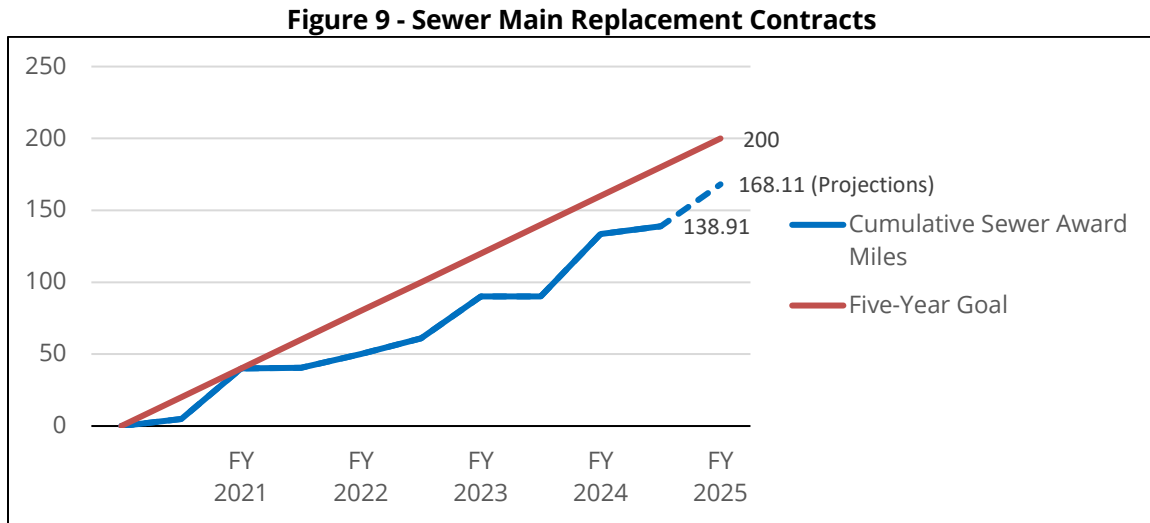
SEWER PIPELINE REPLACEMENT PROGRAM

PUD and ECP established a target of awarding contracts for 200 miles of sewer main replacements between Fiscal Years 2021 and 2025, with an average annual target of 40 miles. This goal follows best management practices to sustain service levels and reduce sewer spills.

During the first half of Fiscal Year 2025, 5.4 miles of sewer pipeline replacement or rehabilitation contracts were awarded, while 7.5 miles of sewer pipeline were successfully replaced or rehabilitated. Additionally, approximately 10.65 miles of sewer pipeline projects were advertised for bidding.

Looking ahead, while ECP remains dedicated to efficiently delivering the program, meeting the five-year target of awarding construction contracts for the replacement of 200 miles of sewer mains by the end of Fiscal Year 2025 presents challenges. Delays stemming from the lasting impacts of the pandemic, bidders failing EOC requirements, construction bids significantly exceeding engineering estimates, and instances where no bids were received for some projects have contributed to scheduling uncertainties. Additionally, projects that would have replaced 17.51 miles of water mains have been placed on hold due to cost escalation and limited funds, further impacting the project delivery timelines. As a result of these project delays, ECP is now expected to award a cumulative 168.1 miles of sewer main replacement contracts.

PUD and ECP are reevaluating the program for cost and operational necessity and establishing a new baseline goal for Fiscal Years 2026 through 2031. The new five-year goal will focus on operational criticality rather than miles of pipeline replaced. **Figure 9** illustrates the cumulative progress of awarded contracts for sewer main replacements.



*Goal of 200 miles was reduced by PUD in FY25 to 182.49 miles

CIP PROJECT HIGHLIGHTS

This section highlights projects managed by the Engineering & Capital Projects Department that achieved key milestones during the first half of Fiscal Year 2025. These milestones include projects that have entered the Planning or Design phases, advanced to the Bid/Advertise stage, received a Limited Notice to Proceed (construction contract awarded), commenced construction with a Notice to Proceed, reached Substantial Completion, or received a Notice of Completion (construction finalized). It is important to note that only a select number of significant projects are featured here, and their completion timelines remain dependent on funding availability as they progress through the delivery process.

Oak Park Library (WBS# S22011) – Awarded the Design-Build Contract.

Asset Managing Department: Library Department

Planned Total Cost: \$37,285,000

Estimated Construction Cost: \$34,900,000

Council District: 4

Project Description: This project provides for the design and construction of a new 20,000-square-foot library. The library building will consist of an entryway with community services, a computer lab, a reader service area, an informal reading/special feature area, a reference area, a multipurpose room, an adult/young adult area, a children's area, and staff support areas. The facility will also construct a parking lot and a path of travel from nearby school and park areas. Construction is anticipated to start in early Fiscal Year 2026.



Conceptual Rendering of Oak Park Library Entrance

Alvarado 2nd Extension Pipeline (WBS# S12013) – Construction started.

Asset Managing Department: Public Utilities

Planned Total Cost: \$154,502,503

Estimated Construction Cost: \$116,489,471

Council Districts: 2, 3, 7, and 9

Project Description: This project will replace 20,592 linear feet of existing AC water mains and construct 33,897 linear feet of new water mains. In addition to over 10 miles of new water mains, the project also includes an additional scope of 0.32 miles of AC pipeline replacement on Morena Blvd and 0.33 miles on Sea World Drive for coordination with the Pure Water Morena Pipeline project and Mission Bay Master Plan. The added scope required additional schedule time for the supplemental survey and design. The current project schedule estimates construction to be complete in Fiscal Year 2030.



Tecolote Canyon Trunk Sewer Improvement (WBS# S15020) – Construction started.

Asset Managing Department: Public Utilities

Planned Total Cost: \$55,400,536.90

Estimated Construction Cost: \$44,757,802.83

Council Districts: 2 and 7

Project Description: This project rehabilitates and upsizes nearly five miles of variable-sized sewer pipes to accommodate future flow capacity and address deteriorated conditions within the existing trunk sewer. Miscellaneous improvements for small vehicle access are also included in the project scope. Stream crossings, slope restoration, and erosion protection of manholes are also aspects of the project's scope of work. The current project schedule estimates construction to be complete in Fiscal Year 2028.



Balboa Park Botanical Building Improvements (WBS# S20005) – Completed.

Asset Managing Department: Parks & Recreation

Planned Total Cost: \$26,436,000

Estimated Construction Cost: \$18,887,746

Council Districts: 3

Project Description: This project restores the existing building to its 1915 original design as much as possible. This includes restoring the window arcades all around the building, removing the concrete piers, structural reinforcement, repairing and painting the redwood lath, and remodeling and expanding the maintenance area. A screened maintenance yard was also provided at the Northwest corner of the building. The building opened to the public on December 6th, 2024.



Balboa Park Botanical Building

AC Overlay Group 2402 (WBS# B24012) – Construction started.

Asset Managing Department: Transportation

Planned Total Cost: \$23,000,000.00

Estimated Construction Cost: \$16,488,929.85

Council Districts: 1, 2, 5, and 6

Project Description: This project provides for the paving of approximately 10.87 miles of existing asphalt concrete (AC). Improvements will include curb ramps, cross gutters, curb and gutter replacement, sidewalks, and utility adjustments along the route. Utility work will involve sewer manholes, storm drains, water valves, survey monuments, and outside utility valves. Construction is anticipated to be complete in Fiscal Year 2026.



Torrey Pines Fire Station (WBS# S19003) – Construction completed.

Asset Managing Department: Fire-Rescue

Planned Total Cost: \$24,256,000.00

Estimated Construction Cost: \$16,010,775.00

Council Districts: 1

Project Description: This project provides for the design and construction of a new permanent three-bay fire station totaling approximately 14,664 square feet. The facility will accommodate three fire apparatus, a crew of up to 11 fire personnel, and on-site surface parking. It will also include dorm rooms, a kitchen, a watch room, a ready room, a station alerting system, an IT data network, and necessary wet and dry utilities, electrical, mechanical, and other essential infrastructure. This Fire Station was placed in service on October 17, 2024.



Mira Mesa Community Park Improvements Phase II (WBS# L16002.1) – Construction started.

Asset Managing Department: Parks & Recreation

Planned Total Cost: \$55,524,058.00

Estimated Construction Cost: \$43,308,127.00

Council Districts: 6

Project Description: This project provides for the design and construction of improvements to Mira Mesa Community Park, including a new aquatics center, a wheel-friendly plaza, children's play areas, a public art structure, and basketball courts. The project also includes the renovation of the Recreation Center and associated infrastructure. Construction is anticipated to be complete in Fiscal Year 2026.



Beyer Park Development (WBS# S00752) – Construction Ongoing


Asset Managing Department: Parks & Recreation

Planned Total Cost: \$22,833,940

Estimated Construction Cost: \$17,066,340

Council District: 8

Project Description: This project provides for the design and construction of a new 8-acre park on an approximately 43-acre site located in the San Ysidro Community in Council District 8. Amenities will include multi-purpose fields, a children's play area, picnic areas, a comfort station, a basketball court, a dog park, a skate park, and walking trails. Construction is anticipated to be complete in Fiscal Year 2026.



PURE WATER SAN DIEGO

Pure Water San Diego is a comprehensive water and wastewater capital initiative designed to create a sustainable local water supply by transforming recycled wastewater into potable water using advanced purification technology.

Once fully implemented, the program will supply nearly half of the City's projected water needs. The project is being constructed in two phases: Phase 1 will generate 30 million gallons per day (mgd) in the northern region of the City, while Phase 2 is expected to produce up to an additional 53 mgd in the central part of the City. More information can be found on the [Public Utilities Sustainability Page](#)


As of December 31, 2024, a total of \$1.23 billion has been spent on both Phase 1 and Phase 2 projects. On September 12, 2024, a comprehensive update was presented to the City Council, which includes further details and can be accessed [here](#).



Pure Water NCWRP Secondary Clarifiers



MCN I-805 Tunnel Casing Welding



MCN Clairemont- Feather

AWARD-WINNING CIP PROJECTS

Executing the CIP portfolio of projects is complex due to the volume and variety of funding sources, asset types, project delivery methods and priorities. Still, despite these challenges, ECP continues to deliver award-winning projects. Award season begins in the Spring of each year, and at the time of the drafting of this Report, the City has several nominations under review. The Fiscal Year 2025 Year-End Report will provide the results of these nominations.

INDUSTRY OUTREACH

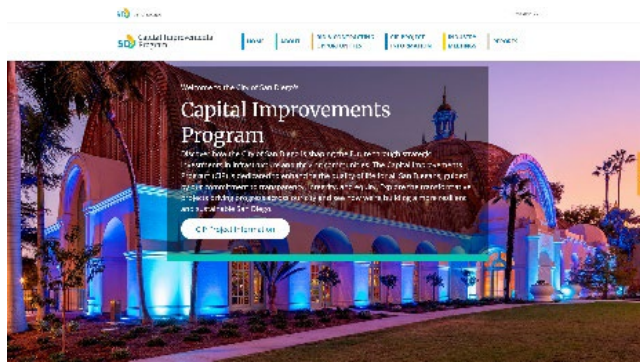
ECP actively promotes outreach and awareness of CIP projects and contracting opportunities in alignment with the Capital Improvements Program Transparency Policy Section H.5. This effort includes regular meetings with Small Local Business Enterprises/Emerging Local Business Enterprises (SLBE/ELBE) firms and professionals in the consulting and construction industries. **Table 3** highlights the outreach events conducted during the first half of Fiscal Year 2025, including engagements with the Regional Construction Procurement Committee (RCPC), which oversees major infrastructure project procurement throughout San Diego County.

Beyond hosting regular meetings with SLBE/ELBE firms and industry professionals, ECP has actively participated in various industry events hosted by organizations such as the American Public Works Association (APWA), Associated General Contractors of America (AGC), American Council of Engineering Companies (ACEC), American Society of Civil Engineers (ASCE), the Construction Network, and San Diego County Building & Construction Trades Council. These initiatives aim to enhance awareness of contracting opportunities, streamline processes, and encourage collaboration between regional and national construction firms and the City in delivering the CIP program.

Table 3 – FY 2025 Mid-Year Industry Outreach and Regional Coordination Meetings

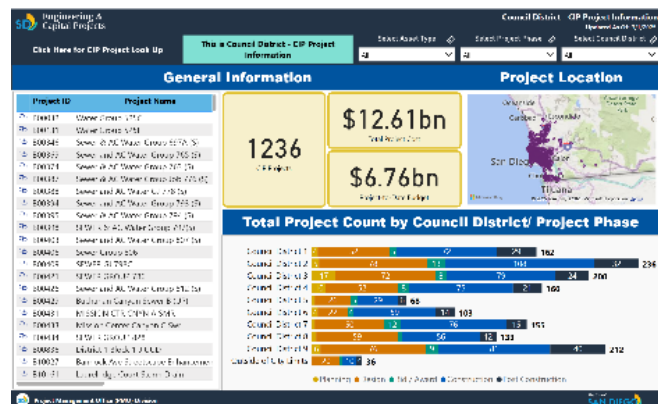
Date	Meetings Title	Registrants
07.24.2024	S/ELBE	34
07.31.2024	RCPC	22
08.21.2024	Consultant	82
09.26.2024	Construction	31
10.23.2024	S/ELBE	44
11.06.2024	RCPC	26
11.20.2024	Consultant	55
12.12.2024	Construction	32

TRANSPARENCY IN ECP



Pure Water—while clear, accessible text explains the CIP's purpose and how projects are selected and prioritized.

User-friendly tabs and links make it easy to find key resources, including public reports and bid and contracting opportunities. The site's standout feature is a suite of three interactive dashboards—CIP Project Look Up, Street Overlay Paving Tracker, and CIP Project Map Viewer—that provide real-time information about active CIP projects. These tools allow users to search by street address, project number, or Council District, offering a highly customizable experience.



Designed with transparency and equity in mind, the dashboards make it easier than ever for San Diegans to explore and engage with the City's infrastructure efforts.

PROJECT LABOR AGREEMENT

On January 30, 2024, the City Council approved the implementation of a comprehensive Citywide Project Labor Agreement (PLA), which introduced various conditions and requirements for most City-funded construction projects.

The implementation of the PLA began on July 1, 2024, applying to any CIP project with an Engineer's Estimate exceeding \$5 million and advertised after that date. In the first half of Fiscal Year 2025, a total of 30 contracts have been identified as subject to the PLA. Four projects were placed on hold after bid opening, and two projects were placed on hold prior to beginning the bid and award phase, due to the current bid environment and funding constraints. At present, 15 projects are developing the contract specification languages, two projects are advertising contracts, and seven projects are opening bids, with results forthcoming. In the first half of the Fiscal Year, no contracts have been awarded that include PLA requirements. However, multiple contract awards are anticipated by the end of the Fiscal Year.

Effective July 1, 2026, the PLA applicability threshold will be lowered to include all CIP projects with an Engineer's Estimate of \$1 million or more. This change is expected to significantly expand PLA

implementation, with over 90% of the program's contracts incorporating PLA requirements.

INTER-AGENCY AGREEMENTS

The City collaborates with various agencies to develop specific CIP construction projects, either in part or in whole, through executed inter-agency agreements. These agreements define project delivery responsibilities and cost-sharing requirements, ensuring coordinated efforts between stakeholders. **Exhibit C** provides a comprehensive list of active projects with inter-agency agreements, in accordance with CP 000-31 Section E.1.

CHANGE ORDERS

Change orders under \$1 million are executed under Mayoral delegated authority. However, per the updated CIP Transparency Policy (Section G.1), ECP is required to report change orders between \$500,000 and \$1 million for CIP projects. Additionally, the Pure Water Program has a higher delegated authority, allowing for change orders of up to \$2 million. To ensure transparency, details of projects with change orders ranging from \$500,000 to \$2 million are included in **Exhibit D**. During the first half of Fiscal Year 2025, 28 change orders met this reporting threshold.

Furthermore, [Ordinance O-20988](#) mandates that the City Council be notified in writing of Utilities Undergrounding Program (UUP) Construction Change Orders (CCOs) exceeding \$200,000. No UUP CCOs surpassing this amount were processed in the first half of Fiscal Year 2025.

Although the total dollar value of change orders decreased compared to Fiscal Year 2024 mid-year, the percentage of change orders relative to total construction costs increased. This shift may be a result of smaller overall project volume in Fiscal Year 2025, where even modest change orders represent a larger share of total costs. **Table 4** provides a summary of construction change order performance statistics for the first half of Fiscal Year 2025.

Table 4 – Construction Change Orders through December 31st, 2024

	FY 2024 Mid-Year	FY 2025 Mid-Year
Change order % (excluding scope changes)	1.44%	2.80%
Total change order cost (excluding scope changes)	\$17,589,764	\$5,167,253

NOTICES TO PROCEED AND COMPLETION

Figure 10 and **Figure 11** provide a breakdown of the number of projects that have commenced construction and received a Notice to Proceed (NTP) or have been completed and received a Notice of Completion (NOC) during the first half of Fiscal Years 2024 and 2025, categorized by Council District. In the first half of Fiscal Year 2025, 79 NTPs were issued, an increase from 68 NTPs in the first half of Fiscal Year 2024. Similarly, 42 NOCs were issued in the first half of Fiscal Year 2025, up from 38 NOCs in the first half of Fiscal Year 2024, reflecting continued progress in project delivery.

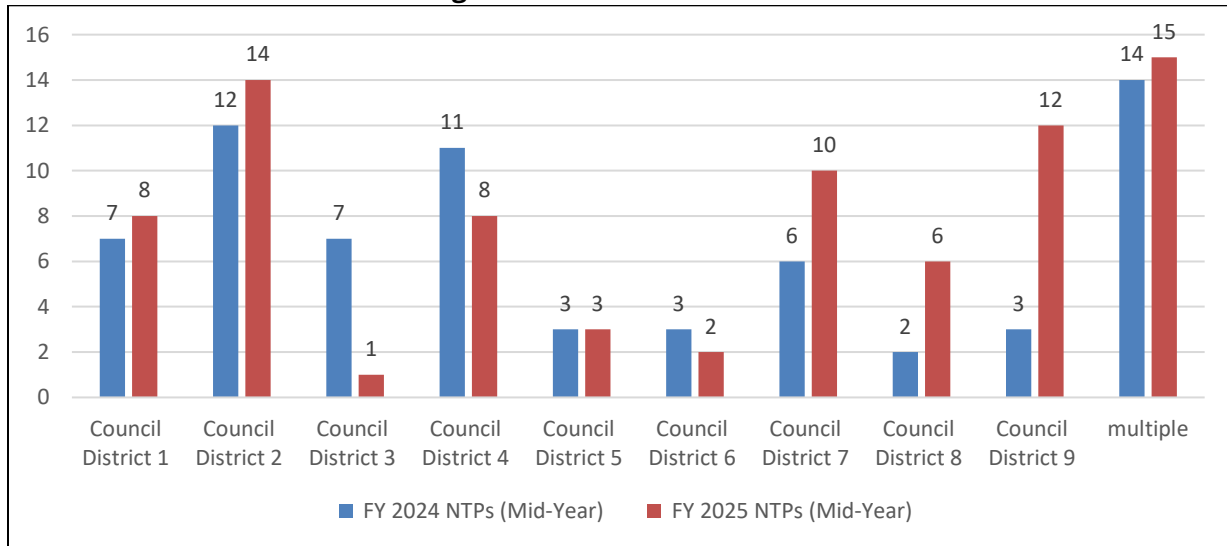
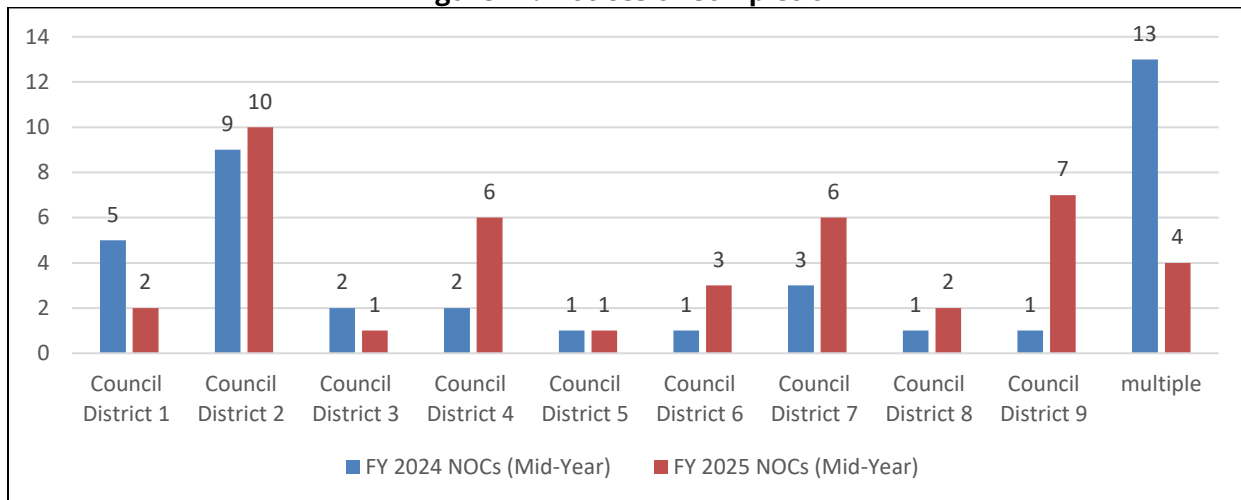
Figure 10: Notices to Proceed**Figure 11: Notices of Completion**

Exhibit E includes a list of Fiscal Year 2025 Notices of Completion per CP 000-31 Section D.2.

CONSTRUCTION MANAGEMENT CONTRACTS

The Construction Management (CM) teams are structured to provide comprehensive construction management and inspection services for all types of CIP projects. To accommodate peak workloads and address projects requiring specialized expertise, CM teams utilize as-needed CM consultant contracts. Under these contracts, consultants may be assigned full or partial project responsibilities. Currently, consultant-supported projects include water and wastewater pipelines, buildings, bridges, and roadway paving. However, CM consultants are only authorized for City-issued projects and cannot be used for ECP-inspected private permits.

To determine if a project requires consultant CM services, an analysis of the project package is conducted to assess the necessary services for successful delivery. The CM team then evaluates staff workload capacity and the technical expertise required. If in-house staff cannot fulfill the project's needs, a CM task is assigned to support the construction team. For large-scale projects, a tailored

Request for Proposal (RFP) is issued.

The Pure Water program involves multiple CM consultants who were previously authorized by the City Council. **Table 5** provides a status update on current As-Needed Construction Management contracts as of December 31, 2024.

Table 5 - Status of Existing As-Needed Construction Management Contracts

As-Needed Construction Management Contracts	Task Orders Issued Mid FY 2025	Cumulative Task Orders Issued	Task Order Value (\$) Mid FY 2025	Cumulative Task Order Value (\$)	Remaining Contract Capacity (\$)
Kleinfelder (Extended Contract)	0	19	0	\$7,000,023.75	\$0 Contract Expired
Arcadis U.S., Inc. (Extended Contract)	0	22	0	\$12,423,993.89	\$0 Contract Expired
WSP (Extended Contract)	0	32	0	\$14,033,158.02	\$0 Contract Expired
Ghirardelli (Non-WIFIA)	1	1	\$959,616	\$959,616	\$14,040,384
Richard Brady (Non-WIFIA)	2	2	\$1,203,174	\$1,203,174	\$13,796,826
Kleinfelder (Non-WIFIA)	1	1	\$268,973	\$268,973	\$14,731,027
As-needed subtotal	4	78	\$2,431,763	\$35,940,938.66	\$42,568,237
Kleinfelder (WIFIA)	0	0	0	0	15,000,000
Harris (WIFIA)	0	0	0	0	15,000,000
Ardurra (WIFIA)	0	0	0	0	15,000,000
As-needed subtotal	0	0	0	0	\$45,000,000
Parsons-Black & Veatch Joint Venture	0	11	\$22,558,423.32	\$88,278,120.04	\$21,721,879.96
CH2M Hill Engineers Inc.	0	7	\$12,270,052.86	\$52,800,066.69	\$32,199,933.31
Pure Water Subtotal	0	18	\$34,828,476.18	\$141,078,186.73	\$53,921,813.27
Total	4	95	\$37,260,239.18	\$176,967,125.39	\$141,490,050.27

CONSULTANT AND CONSTRUCTION CONTRACTS

Pursuant to the CP 000-31 Sections C.1 and C.2, a list of [already awarded architectural and engineering consultant contracts](#) and a [forecast of planned construction contract awards](#) is available online.

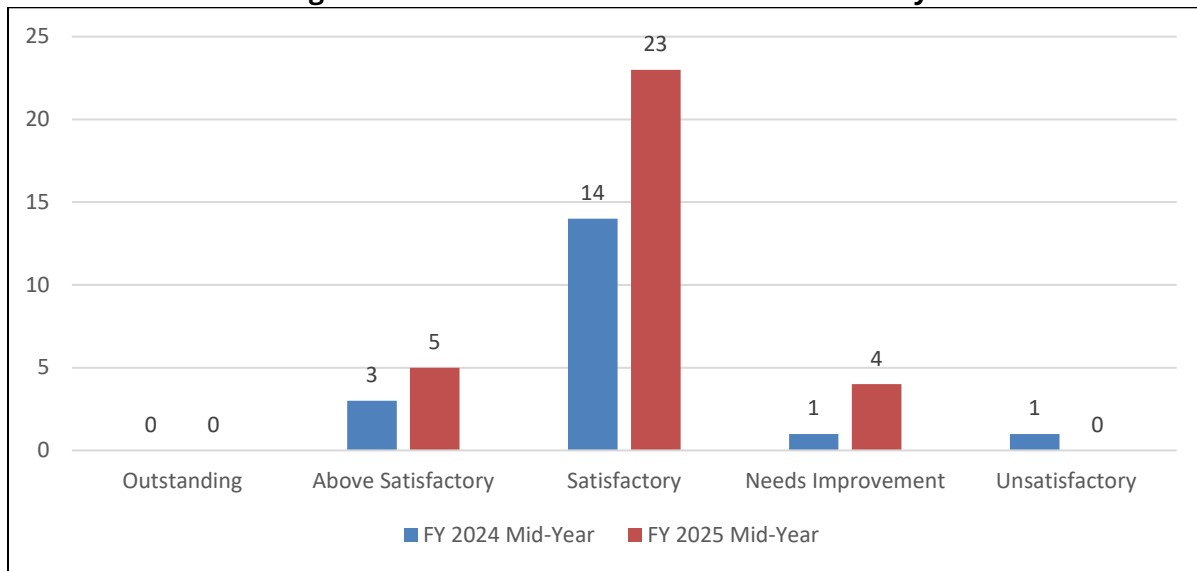
CONTRACTOR PERFORMANCE AND EVALUATIONS

ECP conducts quarterly meetings with the construction industry to review new regulatory requirements, standards, and challenges. Overall, contractor performance has remained steady, with most contractors meeting satisfactory performance expectations. Evaluations are conducted at various stages of a project, typically at the 30% and 60% completion milestones, as well as at project completion. Contractors receive an overall rating of either Outstanding, Above Satisfactory, Satisfactory, Needs Improvement, or Unsatisfactory. A final evaluation with an unsatisfactory rating has consequences. Per the San Diego Municipal Code (SDMC), receiving two 'unsatisfactory' evaluations within a two-year period may result in a two-year debarment. Further enforcement actions could lead to permanent debarment if performance issues persist.

Contractor evaluations are conducted for each CIP completed to formally assess the contractor's performance. Each evaluation considers six key categories:

- Contract Administration
- Compliance with Contract Documents
- Construction Quality
- Safety
- Stormwater/Best Management Practice Compliance
- Cooperation, Professionalism, Communication, and Public Outreach
- Subcontracting Performance and Management was added to the contractor performance evaluation to increase accountability and ensure construction stays on schedule and within budget, reducing community impact.

Thirty-two final project evaluations were completed during the first half of Fiscal Year 2025. The results of these evaluations are summarized in **Figure 12**.

Figure 12 - Final Contractor Evaluation Summary

EMERGENCY CIP PROJECTS

In the first half of Fiscal Year 2025, 3 new emergency projects, all of them stormwater asset emergencies, were declared, with a combined estimated completion cost of \$9.7 million.

Table 6 lists Fiscal Year 2025 emergency CIP Projects declared between July 1 and December 31, 2024.

Table 6 – FY 2025 Mid-Year Emergency Projects

Name	Contractor	Contract Amount	Council Memo Date	Description
Stormwater				
3635 7th Avenue	Cass	\$5,700,000.00	8/20/2024	Storm drain replacement
USD SD Emergency	TC Construction	\$1,500,000.00	11/4/2024	Storm drain replacement
6790 Friars Rd Storm Drain Emergency	Orion	\$2,500,000.00	12/30/2024	Storm drain replacement
Grand Total - All Emergencies		\$9,700,000.00		

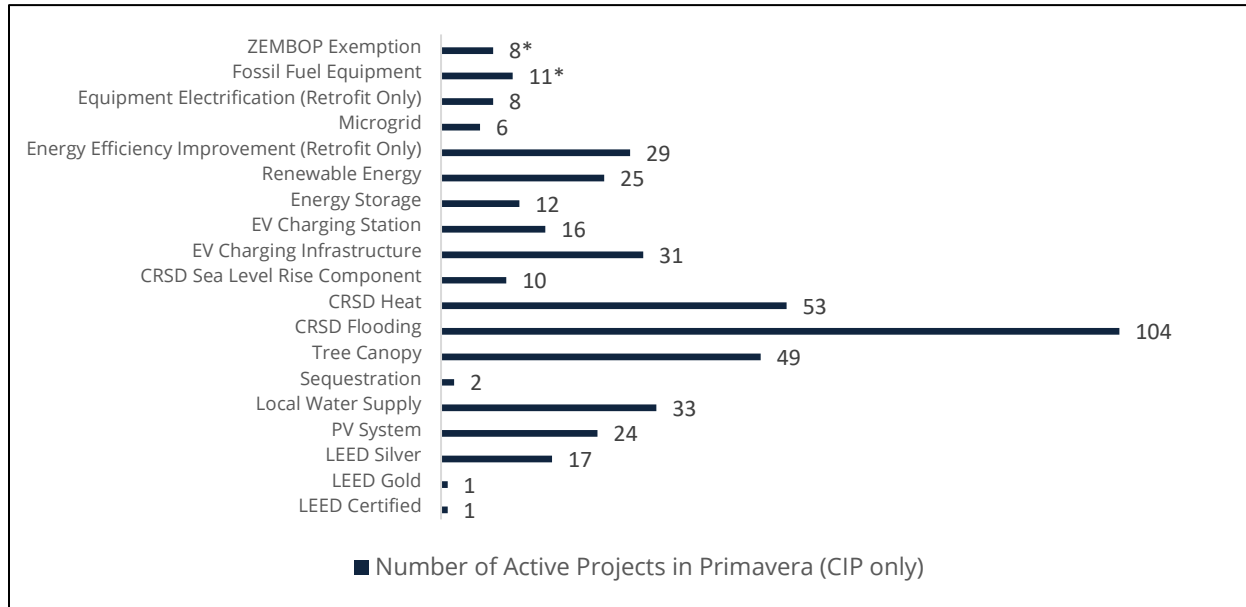
CLIMATE ACTION PLAN (CAP)

Advancing the CAP is a priority for the CIP across multiple departments and types of projects. Projects contributing to the CAP include landfill improvements, facility clean energy upgrades, Pure Water, and multimodal transportation improvements. Reaffirming this commitment, CP800-14 gives higher weight values to projects with CAP considerations and positive CAP impacts.

ECP tracks various CAP and EV/Energy-related project activities to show the impact that the CIP makes in achieving citywide CAP goals. **Exhibit F** lists CAP project data for all active CIP projects in Primavera (ECP's project scheduling tool). **Figure 13** shows active CIP projects in Primavera by CAP category. **Figure 14** shows a count of active CIP projects in Primavera with EV-related parking spaces. Projects with EV-related parking spaces include: (1) new projects where ECP and DGS-Energy are coordinating with the [City's public EV charging partner](#), EVerged, to design, construct, and install EV charging

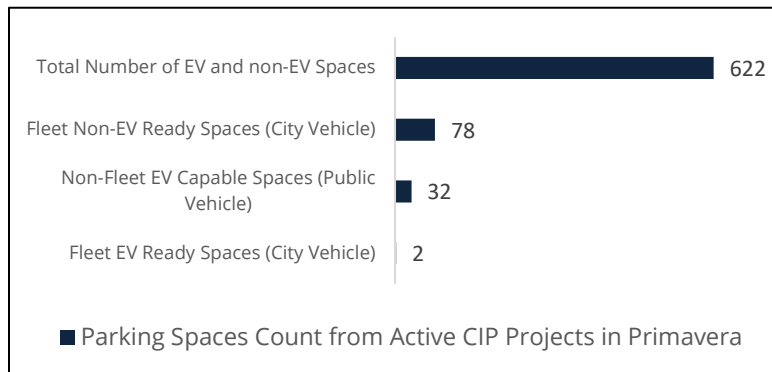
infrastructure; (2) projects where EV infrastructure – conduit, panels, and/or stub-outs – were installed as part of the CIP-funded project to meet state building code requirements for public charging, which will be utilized by EVged to install, operate, and maintain the EVSE charging ports; and/or (3) EV infrastructure included in the CIP-funded project to meet future fleet charging needs at the site.

Figure 13 – Active CIP Projects by CAP/EV Energy Category



*Project scope includes the installation of fossil fuel for emergency generators, exempted by the policy, or the project was awarded before ZEMBOP implementation.

Figure 14 – EV Related Parking Spaces Count (Active CIP Projects)



CONCLUSION

The City CIP remains a cornerstone of our commitment to building a safer, more connected, and better-served city. Guided by Council Policies 000-31 and 800-14, the CIP continues to prioritize transparency, equity, and strategic investment, with over 1,400 active projects advancing critical improvements in public safety, water and sewer infrastructure, environmental stewardship, and roadway and mobility enhancements.

By mid-Fiscal Year 2025, the City had expended \$459 million on capital projects, sustaining momentum after a record-setting year. Through strengthened outreach to SLBE/ELBE firms and the

launch of a new, user-friendly CIP website featuring real-time dashboards, the City has also enhanced public engagement and transparency. These efforts demonstrate a proactive approach, even as the CIP navigates ongoing challenges such as funding limitations, bid constraints, and post-pandemic disruptions.

However, the CIP's continued success is increasingly threatened by significant budget shortfalls anticipated in future fiscal years. Insufficient and delayed funding will slow project delivery, increase overall costs due to inflation and market volatility, and limit the City's ability to address critical infrastructure needs. Key programs may be scaled back or postponed, and the City's capacity to secure external grants — often contingent on matching local funds — may also be diminished.

The gap between infrastructure needs and available revenues is widening each year, driven by factors such as the increasing volume of aging assets requiring replacement, stricter regulatory standards, deferred maintenance resulting in larger repair scopes, rising material costs, and staffing challenges affecting both consultants and contractors. In addition, the cost of financing large-scale infrastructure projects continues to rise due to higher interest rates and tighter credit markets. Technological advancements, while offering long-term benefits, also require substantial upfront investments that further strain project budgets.

Recognizing these pressures, innovative approaches such as public-private partnerships (PPPs) are being explored to help bridge funding gaps, though they introduce new complexities and shared risks that must be carefully managed.

Looking ahead, major investments in multimodal infrastructure remain among the most visible and vital components of the CIP. Sustained progress will require consistent funding, robust interdepartmental coordination, and clear communication with community stakeholders. The work completed to date reflects the City's steadfast commitment to building and maintaining the infrastructure that San Diegans rely on every day — and highlights the critical importance of continued investment to meet the City's evolving needs.

Transparency Policy Status

Section	Transparency Policy Requirement	Status
B.1	Each CIP project will have a project page that includes the Council District, community plan, project status, duration, Priority Score, project description, project justification, operating budget impact, project schedule, a summary of project changes, funding sources, and a five-year funding plan that includes the current year's funding and the proposed year's funding.	The new revamped CIP website has interactive dashboards that provide timely and transparent information for all CIP projects.
C.1	A summarized list of CIP related Consultant Contracts, valued at \$3 million or less, proposed to be awarded during the upcoming fiscal year will be provided to the City Council in conjunction with the release of the proposed CIP Budget Document.	Industry meeting agendas include a six-month look-ahead of proposed consultant contracts. A long-term outlook is also under development. Similar to the Planned Construction Contract Awards, this look-ahead will be published online.
C.2	A summarized list of CIP related Consultant Contracts, sorted by consultant, that have already been awarded, will also be provided as part of the CIP Budget Document or in conjunction with the release of the Proposed CIP Budget Document by the Purchasing and Contracting Department. The list will include the name of the consultant firm, brief scope of work performed, amount of contract awarded during the current fiscal year, total contract amount, funding source, and EOCP information.	The contract funding source and EOCP information is in the process of being added. Other information, including the fully executed contracts, is already available online.
E.1	For each project, the following information will be provided: Council District, project status, duration, Priority Score, project location and description, project justification, operating budget impact, project schedule, summary of project changes, project delivery method, EOCP subcontracting participation levels, and funding sources and links to bundled projects.	The CIP website has been redesigned to provide timely and transparent information via interactive dashboards. Additional indicators will be added to the interactive dashboards in the near future.

E.1	A summarized list of Inter-Agency Agreements (cooperative agreements) will be posted on the CIP webpage.	This information is included in Exhibit C of this report.
G.1	ECP staff will maintain a database for registering and tracking Change Orders and the awarding of JOC Task Orders.	The Change Order database has been developed, and the results are included as Exhibit D of this Report. A tracking database to allow the reporting of JOC Task Order Awards has also been developed.
G.2	Change Orders executed at a cost between \$500,000 and \$1 million will be listed in the Bi-annual State of Construction Report.	This report includes information on executed change orders as Exhibit D.
G.3	ECP will work with Purchasing and Contracting staff to post a summarized list of Consultant Contract amendments for CIP projects with a change in cost greater than \$200,000 on the CIP webpage.	The CIP webpage has been redesigned and now includes interactive dashboards on project status. Purchasing & Contracting staff are working on including the additional information on consultant contract amendments as part of the new website.
G.4	ECP will work with Purchasing and Contracting staff to post a summarized list of JOC Task Orders that have been awarded to the CIP webpage.	The CIP webpage has been redesigned and E&CP will continue to work with Purchasing and Contracting to include additional information as part of the Project Information tab.
H.3	Staff will make a deliberate effort to provide details on the projects, respond to questions in writing, and be prepared for in-depth discussions when CIP projects are presented to stakeholders. Staff will stand ready to provide briefings or consider any additional feedback upon request by community stakeholders.	This is an ongoing and recurring effort. ECP provides representation at community meetings as requested. Additionally, a CIP Outreach Manager position has been filled within ECP. The recruiting effort for a CIP Outreach Liaison was underway, but due to budget cuts and hiring freeze, it has paused. The CIP Outreach Manager will focus on supporting stakeholder outreach and providing timely responses to inquiries initiated by the Council and the community. Additionally, the new CIP website provides transparent and timely information on CIP projects via interactive dashboards, which aim to make access to information readily available for all.

Asset Owning Dept	Parent	Funded Program	Funded Program Name	Council District	Project Status	PTD Budget	CY Encumbrances	CY Actuals	Remaining Budget	Estimated Project Cost	Future Budget Requirement
Airports	AAA00001	AAA00001	Montgomery-Gibbs Executive Airport	N/A	N/A	\$1,788,115.73	\$0.00	\$0.00	\$1,788,115.73	N/A	N/A
Airports	AAA00001	B18034	MYF Electrical System Upgrade	7	completed	\$1,666,062.00	\$0.00	\$1,896.15	\$8,254.83	\$1,666,062.00	\$0.00
Airports	AAA00001	B22146	8690 Aero Drive Lot Replacement	7	released	\$755,000.00	\$622,000.00	\$48,028.04	\$35,483.09	\$805,000.00	(\$50,000.00)
Airports	AAA00001	B22157	Terminal Parking Lot East Rehabilitation	7	released	\$1,558,347.00	\$21,272.65	\$74,313.18	\$1,355,693.47	\$1,558,347.00	\$0.00
Airports	AAA00001	B23012	West Ramp Spider Hanger Rehabilitation	7	released	\$400,000.00	\$32,294.00	\$89,805.02	\$178,613.10	\$2,073,342.00	(\$1,673,342.00)
Airports	AAA00001	B23013	Unleaded Aviation Fuel Tank	7	released	\$700,000.00	\$110,929.00	\$8,875.49	\$522,563.66	\$980,000.00	(\$280,000.00)
Airports	AAA00001	B23100	Terminal Ramp Rehabilitation Project	7	released	\$807,462.08	\$0.00	\$138.26	\$723,667.89	\$8,214,800.00	(\$7,407,337.92)
Airports	AAA00002	AAA00002	Brown Field	N/A	N/A	\$620,200.19	\$0.00	\$0.00	\$620,200.19	N/A	N/A
Airports	AAA00002	B19129	Brown Field Taxiways B, C, & G Rehab	8	released	\$2,300,000.00	\$835,550.76	\$103,573.16	\$593,161.61	\$12,419,986.00	(\$10,119,986.00)
Airports	AAA00002	B21111	Customs & Border Patrol Brown Field Facility	8	released	\$200,000.00	\$0.00	\$0.00	\$132,927.83	Not in P6	N/A
Airports	AAA00002	B25063	Brown Field Terminal Roof Replacement	8	released	\$600,000.00	\$0.00	\$15,893.02	\$584,106.98	\$0.00	\$600,000.00
Airports Total						\$11,395,187.00	\$1,622,046.41	\$342,522.32	\$6,542,788.38		
Citywide	Standalone	P23007	Civic Center Complex Redevelopment	3	released	\$2,000,000.00	\$922,083.51	\$183,070.29	\$179,279.69	\$711,639.00	\$1,288,361.00
Citywide	Standalone	S12022	Convention Center Phase III Expansion	3	released	\$3,370,820.30	\$0.00	\$0.00	\$105,217.96	Not in P6	N/A
Citywide	Standalone	S17009	101 Ash Improvements	3	released	\$27,628,947.29	\$0.00	\$0.00	\$161,348.80	\$27,628,948.01	(\$0.72)
Citywide	Standalone	S23007	Convoy District Gateway Sign	6	completed	\$1,500,000.00	\$111,369.30	\$255,111.92	\$485,787.01	Not in P6	N/A
Citywide	Standalone	T24000	Electronic Positive Response Software	1,2,3,4,5,6,7,8,9	released	\$500,000.00	\$0.00	\$0.00	\$500,000.00	Not in P6	N/A
Citywide Total						\$34,999,767.59	\$1,033,452.81	\$438,182.21	\$1,431,633.46		
Department of Information Technology	ATT00001	ATT00001	Governmental Funded IT Projects	N/A	N/A	\$247,643.99	\$0.00	\$0.00	\$247,643.99	N/A	N/A
Department of Information Technology	ATT00001	B23137	Debt Collections System - RevQ	1,2,3,4,5,6,7,8,9	released	\$426,000.00	\$52,650.00	\$373,350.00	\$0.00	Not in P6	N/A
Department of Information Technology	ATT00001	B25000	PBF Replacement	Non-City	released	\$1,000,000.00	\$799,148.87	\$0.00	\$200,851.13	Not in P6	N/A
Department of Information Technology	ATT00001	B25064	Rebuild Fee Data Information System (FDS)	1,2,3,4,5,6,7,8,9	released	\$600,000.00	\$400,000.00	\$0.00	\$200,000.00	Not in P6	N/A
Department of Information Technology	ATT00002	ATT00002	Enterprise Funded IT Projects	N/A	N/A	\$14,587,063.49	\$0.00	\$0.00	\$14,587,063.49	N/A	N/A
Department of Information Technology	Standalone	T25000	SAP Modernization	1,2,3,4,5,6,7,8,9	released	\$2,960,000.00	\$0.00	\$0.00	\$2,960,000.00	Not in P6	N/A
Department of Information Technology Total						\$19,820,707.48	\$1,251,798.87	\$373,350.00	\$18,195,558.61		
Environmental Services	AFA00001	AFA00001	Landfill Improvements	N/A	N/A	\$1,218,220.14	\$0.00	\$0.00	\$1,218,220.14	N/A	N/A
Environmental Services	AFA00001	B22030	Arizona St Landfill-Gas Collection Sys Improv	3	released	\$500,000.00	\$0.00	\$0.00	\$481,887.86	Not in P6	N/A
Environmental Services	AFA00001	B22031	South Chollas Landfill-Gas Collection Sys Improv	4	released	\$400,000.00	\$0.00	\$0.00	\$374,036.00	Not in P6	N/A
Environmental Services	AFA00001	B22041	Miramar Place CNG Facility Upgrades	1	released	\$4,600,000.00	\$490,489.88	\$2,297,813.92	\$58,476.58	Not in P6	N/A
Environmental Services	AFA00001	B22079	Landfill Gas Collection Sys Improv-South Miramar	6	released	\$3,550,000.00	\$24,999.00	\$2,012.33	\$3,488,258.79	Not in P6	N/A
Environmental Services	AFA00001	B22086	Miramar Fee Booth Truck Scale 3&5 Replacement	6	completed	\$530,000.00	\$0.00	\$0.00	\$5,825.50	Not in P6	N/A
Environmental Services	AFA00001	B23000	West Miramar Landfill Central Basin Expansion Proj	6	released	\$3,755,000.00	\$498,445.90	\$49,457.10	\$3,009,279.24	Not in P6	N/A
Environmental Services	AFA00001	B23023	Miramar LF Gas Collection Fac Improv	6	released	\$4,500,000.00	\$520,013.32	\$4,153.68	\$3,936,556.20	Not in P6	N/A
Environmental Services	AFA00001	B23024	Miramar Landfill Gas Wellfield Improv	6	released	\$100,000.00	\$0.00	\$0.00	\$100,000.00	Not in P6	N/A
Environmental Services	AFA00001	B23031	Miramar PI Fleet Main Facility Upgrade	6	released	\$771,600.00	\$0.00	\$2,353.88	\$605,854.98	\$1,333,242.23	(\$561,642.23)
Environmental Services	L17000	L170002	Organics Processing Facility	Non-City	released	\$83,600,000.00	\$17,708,633.65	\$462,642.86	\$60,547,278.45	\$77,233,000.00	\$6,367,000.00
Environmental Services	L17000	L170007	Office Trailers Replacement	Non-City	released	\$1,000,000.00	\$0.00	\$22,087.55	\$944,199.62	Not in P6	N/A
Environmental Services	L18002	L180023	Storm Water Basin Improvements	Non-City	released	\$4,000,000.00	\$232,406.63	\$68,969.24	\$1,071,049.57	Not in P6	N/A
Environmental Services	Standalone	L17000	Miramar Landfill Facility Improvements	Non-City	closed	\$1,729,042.22	\$0.00	\$0.00	\$1,729,042.22	N/A	N/A
Environmental Services	Standalone	L18002	Miramar Landfill Storm Water Improvements	Non-City	closed	\$41,389.13	\$0.00	\$0.00	\$41,389.13	N/A	N/A
Environmental Services Total						\$110,295,251.49	\$19,474,988.38	\$2,909,490.56	\$77,811,354.28		
Fire-Rescue	ABT00001	B21057	Santa Clara Junior Lifeguard Training Facility	2	completed	\$3,040,000.00	\$11.25	\$35,889.46	\$109,948.34	Not in P6	N/A
Fire-Rescue	ABT00001	B25030	Fire-Rescue EDCD HVAC and Elec Upgrades	6	released	\$700,000.00	\$0.00	\$102,651.67	\$597,348.33	Not in P6	N/A
Fire-Rescue	Standalone	P24013	SD FR Training Ctr-Feasibility Study	6	released	\$3,865,284.62	\$228,938.90	\$195,641.15	\$3,234,953.84	\$3,865,284.62	\$0.00
Fire-Rescue	Standalone	P25000	OB Lifeguard Station Replacement Study	2	released	\$250,000.00	\$0.00	\$54,025.44	\$195,974.56	Not in P6	N/A
Fire-Rescue	Standalone	S00784	Fire Station No. 49 - Otay Mesa	8	released	\$5,336,413.66	\$1,665.00	\$51,247.01	\$2,121,117.93	\$36,000,118.00	(\$30,663,704.34)
Fire-Rescue	Standalone	S00785	Fire Station No. 54 - Paradise Hills	4	released	\$83,653.95	\$0.00	\$0.00	\$0.00	Not in P6	N/A
Fire-Rescue	Standalone	S10119	North Pacific Beach Lifeguard Station	2	released	\$944,821.58	\$0.00	\$24,423.56	\$115,435.72	Not in P6	N/A
Fire-Rescue	Standalone	S13021	Fire Station No. 50 - North University City	6	completed	\$15,000,000.00	\$44,430.02	\$20,818.86	\$42,494.65	\$14,999,999.72	\$0.28
Fire-Rescue	Standalone	S14017	Fire Station No. 51 - Skyline Hills	4	released	\$1,950,000.39	\$117,728.25	\$91,123.91	\$1,456.65	\$3,255,000.00	(\$29,304,999.61)
Fire-Rescue	Standalone	S14018	Fairmont Avenue Fire Station	4	released	\$3,727,795.44	\$170,769.57	\$119,917.06	\$647,348.80	\$28,000,000.00	(\$24,272,204.56)
Fire-Rescue	Standalone	S15015	Fire Station No. 48 - Black Mountain Ranch	5	released	\$30,000,000.00	\$0.00	\$131,867.89	\$29,033,457.60	\$33,000,000.00	(\$3,000,000.00)
Fire-Rescue	Standalone	S18007	Fire-Rescue Air Ops Facility - PH II	7	released	\$4,767,797.80	\$149,875.00	\$60,804.94	\$1,343,260.79	\$23,150,244.70	(\$18,382,446.90)
Fire-Rescue	Standalone	S19003	Torrey Pines Fire Station	1	released	\$24,256,000.00	\$2,186,361.71	\$521,599.72	\$3,196,130.68	\$24,256,000.00	\$0.00
Fire-Rescue	Standalone	S25000	BSU Lifeguard Locker Room Repl	2	released	\$500,000.00	\$0.00	\$13,254.89	\$486,745.11	Not in P6	N/A
Fire-Rescue Total						\$91,741,747.44	\$3,439,779.70	\$1,414,264.56	\$41,125,673.60		
Homelessness Strategies and Solutions	L24002	L240021	NTC H-Barracks Shelter Project	2,9	released	\$3,040,000.00	\$2,231,737.21	\$255,711.30	\$320,114.42	\$3,478,648.00	(\$438,648.00)
Homelessness Strategies and Solutions	L24002	L240022	Sports Arena C-HRS Occupancy Upgrades	2,9	released	\$580,000.00	\$261,917.52	\$24,867.69	\$273,214.79	\$580,000.00	\$0.00
Homelessness Strategies and Solutions	L24002	L240023	Mission Valley Safe Parking Improvements	2,9	released	\$850,000.00	\$0.00	\$0.00	\$850,000.00	Not in P6	N/A
Homelessness Strategies and Solutions	Standalone	L24002	Citywide Homeless Shelters	2,9	released	\$0.00	\$0.00	\$0.00	\$0.00	Not in P6	N/A
Homelessness Strategies and Solutions	Standalone	S23014	Rose Canyon Safe Parking	2	completed	\$1,030,543.00	\$0.00	\$1,975.00	\$454,052.80	Not in P6	N/A
Homelessness Strategies and Solutions Total						\$5,480,543.00	\$2,493,654.73	\$282,553.99	\$1,897,382.01		
Library	Standalone	P22008	University Community Library	6	completed	\$40,000.00	\$0.00	\$0.00	\$36.33	\$40,000.01	(\$0.01)
Library	Standalone	S00800	San Carlos Branch Library	7	released	\$16,054,241.32	\$598,032.07	\$269,263.18	\$12,742,785.97	\$47,500,000.00	(\$31,445,758.68)
Library	Standalone	S00811	Scripps Miramar Ranch Library	5	released	\$10,123,056.07	\$5,331,828.84	\$550,947.39	\$560,957.66	\$10,842,055.92	(\$718,999.85)
Library	Standalone	S14023	Pacific Highlands Ranch Branch Library	1	released	\$28,464,178.01	\$357,128.04	\$2,792,435.17	\$26,667,399.27	\$28,464,178.00	\$0.01
Library	Standalone	S20015	Ocean Beach Branch Library	2	released	\$5,551,488.59	\$7,260.00	\$35,689.48	\$4,377,452.82	\$12,751,489.00	(\$7,200,000.41)
Library	Standalone	S22010	Old Logan Heights Library Renovation	8	released	\$6,341,521.00	\$115,404.70	\$78,860.61	\$5,594,659.07	\$6,341,521.00	\$0.00
Library	Standalone	S22011	Oak Park Library	4	released	\$22,246,195.19	\$4,671,096.00	\$73,134.92	\$16,910,134.45	\$41,561,096.00	(\$19,314,900.81)
Library	Standalone	S23013	City Hts Library Performance Annex Imp	9	released	\$1,305,319.00	\$0.00	\$0.00	\$1,305,319.00	Not in P6	N/A
Library	Standalone	S24007	Linda Vista Library Patio Improv	7	released	\$150,000.00	\$0.00	\$0.00	\$150,000.00	Not in P6	N/A
Library Total						\$90,275,999.18	\$11,080,749.65	\$3,800,330.75	\$42,308,744.57		
Parks & Recreation	ABT00001	B19001	MLK Rec Center Moisture Intrusion	4	completed	\$2,815,167.68	\$32,369.46	\$23,798.98	\$114,905.04	\$2,815,168.00	(\$0.32)
Parks & Recreation	ABT00001	B20055	Cowles Mtn Comfort Station Accessibility Upgrades	7	released	\$431,642.00	\$0.00	\$2,392.94	\$27,110.70	Not in P6	N/A
Parks & Recreation	ABT00001	B22008	Adobe Chapel Museum Old Town	2	released	\$461,526.00	\$32,530.50	\$3,970.86	\$149,932.45	Not in P6	N/A
Parks & Recreation	ABT00001	B22132	Tierrasanta Library Roof Replacement	7	released	\$1,555,000.00	\$42,530.50	\$266,266.61	\$743,969.98	N/A	N/A
Parks & Recreation	AEA00001	AEA00001	Torrey Pines Golf Course	N/A	N/A	\$1,560,000.00	\$0.00	\$0.00	\$1,560,000.00	N/A	N/A
Parks & Recreation	AEA00001	B17152	Torrey Pines Golf - Repair Storm Drain Outfall	1	completed	\$2,850,000.00	\$89,275.68	\$9,815.26	\$495,325.01	\$2,850,000.00	\$0.00
Parks & Recreation	AEA00002	AEA00002	Balboa Park Golf Course	N/A	N/A	\$11,194.36	\$0.00	\$0.00	\$11,194.36	N/A	N/A
Parks & Recreation	AEA00002	B23071	Balboa Park Golf Course Improvements	3	released	\$6,400,000.00	\$0.00	\$84,090.67	\$6,006,931.73	\$6,400,000.00	\$0.00
Parks & Recreation	AEA00003	AEA00003	Mission Bay Golf Course	N/A	N/A	\$50,000.00	\$0.00	\$0.00	\$50,000.00	N/A	N/A
Parks & Recreation	AGE00001	AGE00001	Resource-Based Open Space Parks	N/A	N/A	\$535,858.00	\$0.00	\$0.00	\$535,858.00	N/A	N/A
Parks & Recreation	AGE00001	B18236	Black Mountain Mine Remediation	5	released	\$1,523,857.50	\$39,114.19	\$25,542.64	\$1,018,080.69	\$1,523,857.50	\$0.00
Parks & Recreation	AGE00001	B19182	Del Mar Mesa Southern Multi-Use Trail	1	released	\$101,683.09	\$0.00	\$0.00	\$66,376.78	Not in P6	N/A
Parks & Recreation	AGE00001	B20054	West Sycamore Staging Area	6	released	\$3,170,187.79	\$80,537.13	\$63,880.65	\$2,350,198.81	\$3,935,188.00	(\$765,000.21)
Parks & Recreation	AGE00001	B20104	Ruffin Canyon Trail	7	released	\$311,981.35	\$0.00	\$7,400.91	\$167,082.55	Not in P6	N/A
Parks & Recreation	AGE00001	B22159	HIKING/EQUESTRAIN TRAIL NEIGHBORHOOD 10	1	released	\$382,962.43	\$27,814.20	\$0.00	\$319,496.37	Not in P6	N/A
Parks & Recreation	AGF00004	AGF00004	Mission Bay Improvements	N/A	N/A	\$4,602,932.46	\$743,093.69	\$0.00	\$3,859,838.77	N/A	N/A

FY25 Project to Date Budget

Includes projects that closed in FY 2025

Includes individual phases for L projects

Not in P6=projects not in P6

N/A=not applicable information available for Projects

Asset Owning Dept	Parent	Funded Program	Funded Program Name	Council District	Project Status	PTD Budget	CY Encumbrances	CY Actuals	Remaining Budget	Estimated Project Cost	Future Budget Requirement
Parks & Recreation	AGF00004	B10163	Mission Bay Navigational Safety Dredging	1, 2	completed	\$8,638,151.14	\$163,376.37	\$2,750.78	\$8,279.92	\$8,633,151.14	\$5,000.00
Parks & Recreation	AGF00004	B17179	Mission Bay Athletic Comfort Station Mod	1	released	\$3,859,340.93	\$553,722.31	\$1,319,144.48	\$43,566.54	\$4,342,000.00	(\$374,659.07)
Parks & Recreation	AGF00004	B18079	Mission Bay Projects EIR	2	released	\$7,100,000.00	\$2,768,168.35	\$399,244.53	\$139,442.54	Not in P6	N/A
Parks & Recreation	AGF00004	B18223	Adult Fitness Course East Shore	2	completed	\$1,204,000.23	\$0.00	\$15,268.12	\$198,692.50	\$1,204,000.00	\$0.23
Parks & Recreation	AGF00004	B18226	El Carmel Comfort Station Improvements	2	released	\$3,709,243.00	\$2,249,550.37	\$105,776.99	\$642,253.44	\$3,709,243.00	\$0.00
Parks & Recreation	AGF00004	B18227	Ventura Comfort Station Improvements	2	released	\$4,376,611.23	\$2,621,974.88	\$259,581.75	\$881,793.06	\$4,376,611.00	\$0.23
Parks & Recreation	AGF00004	B18231	Tecolote North Parking Lot Improvements	2	completed	\$868,999.94	\$0.00	\$21,330.26	\$212,794.52	\$869,000.00	(\$0.06)
Parks & Recreation	AGF00004	B18232	Tecolote North Playground Improvements	2	completed	\$2,994,443.00	\$0.00	\$7,834.35	\$22,437.74	\$3,054,443.18	(\$60,000.18)
Parks & Recreation	AGF00004	B18233	Tecolote North Comfort Station Imp	2	completed	\$1,994,281.00	\$0.00	\$24,743.68	\$1,994,281.78	\$1,994,281.78	(\$0.78)
Parks & Recreation	AGF00004	B18234	North Cove Comfort Station Imp	2	released	\$2,500,000.00	\$1,418,292.50	\$34,556.19	\$470,874.38	\$2,500,000.00	\$0.00
Parks & Recreation	AGF00004	B19015	Tecolote South Comfort Station Imp	2	completed	\$1,943,500.00	\$0.00	\$67,949.53	\$80,525.47	\$1,943,500.00	\$0.00
Parks & Recreation	AGF00004	B19016	Tecolote South Playground Improvements	2	completed	\$3,277,000.00	\$0.00	\$101,202.48	\$160,747.71	\$3,277,000.00	\$0.00
Parks & Recreation	AGF00004	B19017	Tecolote South Parking Lot Improvements	2	completed	\$535,000.00	\$0.00	\$25,537.91	\$66,000.08	\$535,000.00	(\$500.00)
Parks & Recreation	AGF00004	B19021	Crown Point Playground Improvements	1	released	\$3,108,500.00	\$2,137,932.85	\$16,968.61	\$292,882.56	\$3,108,500.00	\$0.00
Parks & Recreation	AGF00004	B19022	Crown Point Parking Lot Improvements	1	released	\$1,872,000.00	\$1,027,872.56	\$28,240.37	\$419,655.22	\$2,372,000.00	(\$500,000.00)
Parks & Recreation	AGF00004	B19029	Santa Clara Playground Improvements	2	completed	\$1,829,500.00	\$0.00	\$3,858.52	\$107,862.02	\$1,829,500.00	\$0.00
Parks & Recreation	AGF00004	B19032	Santa Clara Comfort Station Improvements	2	completed	\$1,239,500.00	\$0.00	\$3,017.77	\$104,074.73	\$1,239,500.00	\$0.00
Parks & Recreation	AGF00004	B19130	Beautification of Traffic Island Group 1	1, 2	released	\$875,000.00	\$101,557.36	\$44,691.88	\$319,676.97	\$875,000.00	\$0.00
Parks & Recreation	AGF00004	B19133	Robb Field Turf & Irrigation Improvement	2	released	\$4,530,358.00	\$450,177.77	\$70,505.24	\$3,689,926.48	\$12,000,000.00	(\$7,469,642.00)
Parks & Recreation	AGF00004	B19156	Hospitality Point Parking Lot Improvment	2	released	\$2,750,000.00	\$104,133.50	\$145,291.09	\$385,400.14	\$2,750,000.00	\$0.00
Parks & Recreation	AGF00004	B19157	Robb Field Parking Lot Improvements	2	released	\$2,123,000.00	\$241,816.55	\$28,212.14	\$1,672,910.62	\$6,200,000.00	(\$4,077,000.00)
Parks & Recreation	AGF00004	B19158	Dusty Rhodes Parking Lot Improvements	2	released	\$1,500,000.00	\$29,870.26	\$18,498.18	\$122,223.46	\$1,785,629.00	(\$285,629.00)
Parks & Recreation	AGF00004	B19159	Sunset Point Parking Lot Improvements	2	released	\$1,307,975.53	\$696,876.72	\$100,175.94	\$37,403.36	\$1,541,860.85	(\$233,885.32)
Parks & Recreation	AGF00004	B19161	Santa Clara Pt South Prking Lot Improvments	2	released	\$374,000.00	\$0.00	\$0.00	\$4,973.82	Not in P6	N/A
Parks & Recreation	AGF00004	B19162	S. De Anza Parking Lot Improvements	2	released	\$4,149,000.00	\$58,230.84	\$66,828.15	\$3,713,007.69	\$4,572,000.00	(\$423,000.00)
Parks & Recreation	AGF00004	B19163	Rose Marie Starns So Parkins Lt Improvments	2	released	\$2,370,537.40	\$81,801.44	\$55,834.36	\$1,788,068.19	\$4,044,832.00	(\$1,674,294.60)
Parks & Recreation	AGF00004	B19172	S. De Anza Comfort Station	2	released	\$2,708,325.00	\$59,870.17	\$87,495.01	\$2,119,731.02	\$2,657,000.00	\$51,325.00
Parks & Recreation	AGF00004	B19173	S. De Anza Basketball Courts and Play Area	2	released	\$4,838,327.08	\$131,939.92	\$79,020.86	\$4,136,861.92	\$7,246,000.00	(\$2,407,672.52)
Parks & Recreation	AGF00004	B19174	Robb Field Comfort Station Imp	2	released	\$2,166,000.00	\$154,255.10	\$21,978.54	\$1,756,983.38	\$2,550,000.00	(\$384,000.00)
Parks & Recreation	AGF00004	B19175	Robb Field Playground	2	released	\$959,000.00	\$93,245.42	\$28,761.12	\$651,881.58	\$2,194,000.00	(\$1,235,000.00)
Parks & Recreation	AGF00004	B19176	Sunset Point Comfort Station Imp	2	released	\$2,391,000.00	\$1,419,124.80	\$89,676.08	\$472,478.69	\$2,391,000.00	\$0.00
Parks & Recreation	AGF00004	B19179	Hospitality Point Comfort Station Imp	2	released	\$2,482,289.33	\$1,397,755.92	\$96,989.97	\$2,482,289.33	\$2,482,289.33	\$0.00
Parks & Recreation	AGF00004	B19180	Dusty Rhodes Comfort Station Improvement	2	released	\$2,340,334.00	\$17,177.40	\$13,120.33	\$2,074,853.39	\$2,765,334.15	(\$425,000.15)
Parks & Recreation	AGF00004	B19181	Dusty Rhodes Playground	2	released	\$4,462,620.99	\$45,594.01	\$18,765.74	\$4,109,991.21	\$5,205,715.00	(\$743,094.01)
Parks & Recreation	AGF00004	B19187	Robb Field Recreation Center	2	released	\$600,000.00	\$4,763.00	\$2,398.56	\$299,219.06	\$6,671,000.00	(\$6,071,000.00)
Parks & Recreation	AGF00004	B19212	Robb Field Gateway Path	2	released	\$3,233,046.00	\$99,809.62	\$98,946.36	\$2,624,041.21	\$3,233,046.00	\$0.00
Parks & Recreation	AGF00004	B20107	DeAnza North East Parking Lot	2	completed	\$3,024,577.25	\$315,099.65	\$119,013.37	\$206,485.09	\$3,024,577.25	\$0.00
Parks & Recreation	AGF00004	B20130	Mission Bay South Shores GDP	2	released	\$915,000.00	\$369,545.32	\$84,575.50	\$184,801.98	\$1,515,000.00	(\$600,000.00)
Parks & Recreation	AGF00004	B22039	Bahia Parking Lot and Comfort Station	2	released	\$455,152.07	\$0.00	\$889.73	\$254,888.48	Not in P6	N/A
Parks & Recreation	AGF00005	AGF00005	Regional Park Improvements	N/A	N/A	\$174,710.59	\$0.00	\$0.00	\$174,710.59	Not in P6	N/A
Parks & Recreation	AGF00005	B20117	Balboa Park Comfort Station Improvements	3	released	\$6,473,717.89	\$0.00	\$0.00	\$6,345,989.66	Not in P6	N/A
Parks & Recreation	AGF00005	B23122	Quince Dr. Runoff & Erosion Ctrl Improv	3	completed	\$3,250,457.25	\$83,308.65	\$27,487.69	\$3,625,487.00	\$3,625,487.00	(\$374,998.75)
Parks & Recreation	AGF00006	AGF00006	Coastal Erosion and Access	N/A	N/A	\$2,185.28	\$2,000.00	\$0.00	\$185.28	Not in P6	N/A
Parks & Recreation	AGF00006	B17110	Bermuda Ave Coastal Access Replacement	2	completed	\$3,650,527.90	\$84,000.74	\$197,942.39	\$24,321.34	\$3,650,528.00	(\$0.10)
Parks & Recreation	AGF00006	B18026	Narraquansett Avenue Access	2	released	\$805,771.56	\$188,296.28	\$158,496.92	\$113,959.10	\$1,984,181.17	(\$1,178,409.61)
Parks & Recreation	AGF00006	B18027	Santa Cruz Ave Access Stairs and Walkway	2	released	\$2,297,000.00	\$0.00	\$1,213.24	\$1,959,389.74	Not in P6	N/A
Parks & Recreation	AGF00006	B22012	Old Salt Pool Access Stairs	2	released	\$1,207,193.77	\$72,507.78	\$227,992.86	\$602,828.72	\$1,623,018.77	(\$415,825.00)
Parks & Recreation	AGF00007	AGF00007	Park Improvements	N/A	N/A	\$24,139.96	\$1,000.00	\$0.00	\$24,139.96	N/A	N/A
Parks & Recreation	AGF00007	B18005	John F. Kennedy NP Restroom and Playground Improve	4	released	\$4,902,774.00	\$373,563.31	\$990,825.39	\$461,250.97	\$4,902,774.00	\$0.00
Parks & Recreation	AGF00007	B18006	Sherman Heights Com Center Playground	8	completed	\$929,797.38	\$23,667.32	\$48,577.93	\$144,519.94	\$1,062,471.00	(\$132,673.62)
Parks & Recreation	AGF00007	B18087	Convert Bldg 619 @ NTC into Rec Center	2	released	\$1,161,328.70	\$0.00	\$0.00	\$626,887.80	Not in P6	N/A
Parks & Recreation	AGF00007	B18192	Mountain View Sports Courts	4	released	\$2,612,225.37	\$73,546.38	\$305,134.93	\$364,883.39	\$2,612,225.15	\$0.22
Parks & Recreation	AGF00007	B19068	City Heights Pool Reconstruction	9	completed	\$7,016,139.07	\$50,486.50	\$5,091.32	\$261,897.76	\$7,205,786.07	(\$189,647.00)
Parks & Recreation	AGF00007	B19188	Marcy Neighborhood Park Improvements	6	released	\$5,120,224.60	\$2,555,934.40	\$525,791.62	\$1,404,224.78	\$5,120,224.65	(\$0.05)
Parks & Recreation	AGF00007	B20057	Coral Gate Neighborhood Park Playground Improv	8	released	\$4,943,197.45	\$2,256,602.81	\$1,306,743.72	\$779,139.16	\$4,943,497.23	(\$299.78)
Parks & Recreation	AGF00007	B20058	Ward Canyon Phase III	9	released	\$9,372,833.00	\$469,116.23	\$74,377.85	\$8,226,994.28	\$14,407,072.49	(\$5,034,239.49)
Parks & Recreation	AGF00007	B20060	Chicano Park Improvements Phase III	8	released	\$2,024,321.00	\$0.00	\$61,587.42	\$2,024,320.94	\$2,024,320.94	\$0.06
Parks & Recreation	AGF00007	B20096	Willie Henderson Sports Complex Imp	4	released	\$5,641,362.75	\$92,750.85	\$262,179.24	\$4,592,247.34	\$18,775,465.00	(\$13,134,082.25)
Parks & Recreation	AGF00007	B20097	San Ysidro Act Cntr Prtnshp Lot & ADA Imp	8	released	\$5,369,279.80	\$3,836,836.50	\$245,354.30	\$477,006.22	\$5,800,000.00	(\$430,720.20)
Parks & Recreation	AGF00007	B21114	Mountain View Sports Courts ADA Improvements	4	released	\$544,355.00	\$63,790.00	\$61,474.10	\$221,764.43	\$993,329.00	(\$448,974.00)
Parks & Recreation	AGF00007	B22045	Hard Court Improvements	4	released	\$1,800,000.00	\$0.00	\$0.00	\$1,800,000.00	Not in P6	N/A
Parks & Recreation	AGF00007	B22047	Clay Neighborhood Park Improvements	9	released	\$6,393,000.00	\$209,215.50	\$203,680.44	\$5,435,490.73	\$7,852,573.00	(\$1,459,573.00)
Parks & Recreation	AGF00007	B23011	Willie Henderson Lighting Upgrades	4	released	\$1,312,359.00	\$32,997.07	\$60,496.89	\$1,119,048.61	\$2,132,550.00	(\$820,191.00)
Parks & Recreation	AGF00007	B23028	Memorial Park Lighting Improvements	8	released	\$4,550,569.85	\$341,313.00	\$40,710.53	\$4,089,607.62	\$4,550,570.00	(\$0.15)
Parks & Recreation	AGF00007	B24101	Southcrest CP Lighting Improvements	8	released	\$1,001,363.31	\$0.00	\$28,329.79	\$964,121.06	\$1,750,000.00	(\$748,636.69)
Parks & Recreation	AGF00007	B24102	Carmel Mountain Ranch Pool Facility ADA	5	released	\$800,000.00	\$0.00	\$0.00	\$800,000.00	Not in P6	N/A
Parks & Recreation	L14005	L140051	Demo of Loma Land Structures	2	released	\$1,090,792.55	\$26,080.00	\$53,118.91	\$247,313.58	\$3,164,990.00	(\$2,074,197.45)
Parks & Recreation	L14005	L140052	Hillside Drainage Improvements	2	released	\$3,181,164.62	\$67,061.00	\$83,462.86	\$1,795,607.21	\$9,526,506.00	(\$6,345,341.38)
Parks & Recreation	L16000	L160005	Clay Avenue Mini Park	8	released	\$2,213,339.00	\$78,316.94	\$264,510.33	(\$9,842.60)	\$2,249,567.00	(\$36,228.00)
Parks & Recreation	L16000	L160006	J Street Mini Park	8	closed	\$234,670.32	\$0.00	\$0.00	\$1.23	N/A	N/A
Parks & Recreation	L16001	L160012	Sunset Cliffs Nat Pk Ph 2-Trail & Reveq	2	completed	\$3,502,795.60	\$9,899.58	\$11,824.80	\$88,716.48	\$3,513,223.44	(\$10,427.84)
Parks & Recreation	L16002	L160021	Mira Mesa - Pool & Skate Plaza Ph 2	6	released	\$55,524,058.28	\$41,595,867.48	\$4,764,086.97	\$4,743,753.98	\$55,524,058.00	\$0.28
Parks & Recreation	L18001	L180011	Chollas Lake Electrical Service	4	released	\$1,749,508.86	\$87,473.44	\$554,847.87	\$60,242.24	\$1,919,508.86	(\$170,000.00)
Parks & Recreation	L20000	L200001	Rancho Bernardo Community Park Improv Lighting	5	released	\$2,505,853.34	\$163,075.87	\$111,978.75	\$1,877,445.30	\$2,508,665.00	(\$811.66)
Parks & Recreation	L20000	L200002	Rancho Bernardo Community Park Improv - Dog Park	5	released	\$3,893,790.87	\$207,303.55	\$42,725.98	\$2,897,290.39	\$5,149,197.43	(\$1,255,406.56)
Parks & Recreation	L22001	L220011	Full Pier Replacement	2	released	\$2,257,439.82	\$744,078.61	\$69,785.34	\$189,663,000.00	\$2,257,439.82	(\$180,713,000.00)
Parks & Recreation	L22001	L220013	OB Pier 2024 Assessment	2	released	\$275,055.00	\$2,105.95	\$23,492.23	\$218,275.63	Not in P6	N/A
Parks & Recreation	L22004	L220041	North Chollas CP Improvements Phase I	4	released	\$2,228,000.00	\$0.00	\$76,333.75	\$1,811,396.85	\$11,996,000.00	(\$9,768,000.00)
Parks & Recreation	L23002	L230021	Feasibility Study	2	released	\$1,955,281.95	\$322,223.41	\$58,734.83	\$1,337,315.36	\$750,000.00	\$1,205,281.95
Parks & Recreation	L24003	L240031	Howard Lane Park	8	released	\$5,000,000.00	\$0.00	\$48,968.85	\$4,951,031.15	\$5,000,000.00	\$0.00
Parks & Recreation	L24003	L240032	Howard Lane Crosswalk	8	released	\$1,300,000.00	\$0.00	\$23,577.09	\$1,276,422.91	\$1,364,000.00	(\$64,000.00)
Parks & Recreation	Standalone	L14005	Sunset Cliffs Park Drainage Improvements	2	released	\$0.00	\$0.00	\$0.00	\$0.00</		

Asset Owning Dept	Parent	Funded Program	Funded Program Name	Council District	Project Status	PTD Budget	CY Encumbrances	CY Actuals	Remaining Budget	Estimated Project Cost	Future Budget Requirement
Parks & Recreation	Standalone	P21002	Montezuma Park General Dev Plan Amendment	9	completed	\$1,350,000.00	\$0.00	\$977.75	\$1,062,318.62	\$350,000.00	\$1,000,000.00
Parks & Recreation	Standalone	P21006	Switzer Canyon Bridge Enhancement	3	released	\$33,358.15	\$0.00	\$0.00	\$33,358.15	Not in P6	N/A
Parks & Recreation	Standalone	P22004	Kelly Street Park GDP	7	completed	\$400,000.00	\$0.00	\$370.06	\$38,281.51	\$400,000.00	\$0.00
Parks & Recreation	Standalone	P22005	Boston Ave Linear Park GDP	8	released	\$2,000,000.00	\$7,153.37	\$78,150.67	\$1,902,591.80	Not in P6	N/A
Parks & Recreation	Standalone	P22006	Berardini Field GDP	4	released	\$700,000.00	\$71,547.75	\$129,739.26	\$218,123.97	\$700,000.00	\$0.00
Parks & Recreation	Standalone	P23002	Old Mission Dam Dredging	7	released	\$1,634,936.00	\$843,174.85	\$122,322.95	\$445,114.53	\$1,634,936.00	\$0.00
Parks & Recreation	Standalone	P23003	Mt. Hope Rec Ctr @ Dennis V Allen Park	9	released	\$750,000.00	\$0.00	\$66,960.57	\$519,859.85	\$950,000.00	(\$200,000.00)
Parks & Recreation	Standalone	P23005	Marie Widman Memorial Park GDP	4	released	\$500,000.00	\$162,112.75	\$105,396.79	\$77,646.89	\$500,000.00	\$0.00
Parks & Recreation	Standalone	P23006	Saffron Field Improvements	3	released	\$3,000,000.00	\$0.00	\$95,029.48	\$2,771,696.40	\$3,000,000.00	\$0.00
Parks & Recreation	Standalone	P24000	Balboa Park International Cottages Study	3	released	\$567,613.40	\$0.00	\$15,697.84	\$495,997.05	\$500,000.00	\$67,613.40
Parks & Recreation	Standalone	P24001	Mission Beach Seawall Repair	2	released	\$750,000.00	\$0.00	\$0.00	\$750,000.00	Not in P6	N/A
Parks & Recreation	Standalone	P24002	City Heights Urban Village/Henwood Park	9	released	\$1,750,000.00	\$0.00	\$0.00	\$1,750,000.00	Not in P6	N/A
Parks & Recreation	Standalone	P24003	North Park Recreation Center	3	released	\$750,000.00	\$0.00	\$0.00	\$750,000.00	Not in P6	N/A
Parks & Recreation	Standalone	P24006	Penasquitos Creek NP Comfort Station	5	released	\$2,000,000.00	\$0.00	\$17,997.07	\$1,982,002.93	\$585,000.00	\$1,415,000.00
Parks & Recreation	Standalone	P24008	South Clairemont CP Rec Cntr Renovation	2	released	\$3,000,000.00	\$1,809,147.44	\$1,793.38	\$1,187,293.39	Not in P6	N/A
Parks & Recreation	Standalone	P24009	MLK Pool Improvements	4	released	\$3,000,000.00	\$885,859.38	\$2,959.55	\$2,109,611.58	Not in P6	N/A
Parks & Recreation	Standalone	P24011	Spindrift Drive Beach Access Walkway	1	released	\$354,134.77	\$42,182.55	\$185,277.67	\$68,242.95	Not in P6	N/A
Parks & Recreation	Standalone	P24012	Camino De La Costa Stairs	1	released	\$807,173.86	\$67,044.90	\$137,182.19	\$456,650.61	\$427,000.00	\$380,173.86
Parks & Recreation	Standalone	P24015	EB Scripps Park Expanded Walkway	1	released	\$828,444.00	\$0.00	\$557.00	\$827,887.00	Not in P6	N/A
Parks & Recreation	Standalone	P24017	Crystal Pier Improvements	1	released	\$1,000,000.00	\$859,149.75	\$148,124.31	(\$7,274.06)	\$1,200,000.00	(\$200,000.00)
Parks & Recreation	Standalone	P25002	Chollas Lake Drainage Study	4	released	\$400,000.00	\$0.00	\$27,121.78	\$372,878.22	Not in P6	N/A
Parks & Recreation	Standalone	P25004	Southcrest Rec Ctr & Park Drainage Imp	8	released	\$500,000.00	\$0.00	\$0.00	\$500,000.00	Not in P6	N/A
Parks & Recreation	Standalone	RD21001	Black Mountain Ranch Park Ph2	5	released	\$11,034,475.00	\$0.00	\$26,558.58	\$10,839,063.20	\$13,547,900.20	(\$2,513,425.20)
Parks & Recreation	Standalone	RD21003	Torrey Highlands Trail System	1	released	\$142,621.65	\$29.80	\$8,553.51	\$446.49	Not in P6	N/A
Parks & Recreation	Standalone	RD22000	Solterra Vista Neighborhood Park	5	released	\$8,992,183.00	\$60,229.71	\$24,528.50	\$5,498,602.91	\$9,780,640.00	(\$788,457.00)
Parks & Recreation	Standalone	RD22001	Dennerv Ranch Neigh Park	2	released	\$19,809,564.00	\$0.00	\$28,061.83	\$11,978,024.39	\$22,000,000.00	(\$2,090,436.00)
Parks & Recreation	Standalone	RD22003	Ed Brown Center Improvements	5	released	\$300,000.00	\$0.00	\$0.00	\$0.00	Not in P6	N/A
Parks & Recreation	Standalone	RD22005	Billie Jean King Tennis Center Improve	2	released	\$500,000.00	\$0.00	\$0.00	\$500,000.00	Not in P6	N/A
Parks & Recreation	Standalone	RD23004	Canyonside Comm Park Tennis Expansion	5	released	\$2,553,857.00	\$0.00	\$200,000.00	\$2,353,857.00	Not in P6	N/A
Parks & Recreation	Standalone	RD23005	Marston House Restoration & Repair Work	3	released	\$1,000,000.00	\$0.00	\$0.00	\$1,000,000.00	Not in P6	N/A
Parks & Recreation	Standalone	RD23006	Mountain View Racquet Club	4	released	\$500,000.00	\$0.00	\$0.00	\$500,000.00	Not in P6	N/A
Parks & Recreation	Standalone	RD23007	Natural History Museum Improvements	3	released	\$3,300,000.00	\$0.00	\$550,000.00	\$0.00	Not in P6	N/A
Parks & Recreation	Standalone	RD23008	Villa Montezuma Museum	8	released	\$5,000,000.00	\$0.00	\$0.00	\$5,000,000.00	Not in P6	N/A
Parks & Recreation	Standalone	S00751	Hickman Fields Athletic Area	6	released	\$12,376,319.60	\$1,017,161.39	\$534,631.66	\$236,380.03	\$12,376,320.00	(\$0.40)
Parks & Recreation	Standalone	S00752	Beyer Park Development	8	released	\$22,833,940.00	\$13,012,313.56	\$4,331,770.35	\$2,567,875.76	\$22,833,940.00	\$0.00
Parks & Recreation	Standalone	S00767	Wightman Street Neighborhood Park	9	completed	\$3,516,584.27	\$0.00	\$6,261.16	\$15,314.19	\$3,516,584.27	\$0.00
Parks & Recreation	Standalone	S00995	Hidden Trails Neighborhood Park	8	released	\$11,313,196.00	\$157,532.96	\$190,663.55	\$9,072,947.10	\$12,577,229.60	(\$1,264,033.60)
Parks & Recreation	Standalone	S00999	Riviera Del Sol Neighborhood Park	8	released	\$9,570,838.00	\$13,718.49	\$281,428.62	\$473,331.84	\$9,570,838.14	(\$0.14)
Parks & Recreation	Standalone	S01090	MB GC Clubhouse Demo/PtBl Building Instl	1	released	\$8,935,084.00	\$555,331.18	\$67,672.45	\$598,828.87	\$8,935,084.00	\$0.00
Parks & Recreation	Standalone	S10050	North Park Mini Park	3	completed	\$6,172,897.47	\$447,986.75	\$253,148.27	\$57,934.07	\$6,172,897.91	(\$0.44)
Parks & Recreation	Standalone	S10051	Olive St Park Acquisition and Development	3	released	\$5,956,067.00	\$39,060.22	\$589,209.62	\$326,743.72	\$5,754,482.00	\$201,585.00
Parks & Recreation	Standalone	S11010	MBGC Irrigation & Electrical Upgrades	1	completed	\$6,190,000.00	\$52,702.34	\$8,054.34	\$6,109,000.00	\$6,190,000.00	\$0.00
Parks & Recreation	Standalone	S13008	Mohrke Adobe and Barn Restoration	6	released	\$2,181,716.00	\$175,354.72	\$101,136.93	\$1,093,596.20	\$5,086,017.51	(\$2,904,301.51)
Parks & Recreation	Standalone	S14006	El Cuenso Adobe Improvements	1	released	\$806,000.00	\$0.00	\$2,272.98	\$13,577.52	\$926,155.00	(\$320,155.00)
Parks & Recreation	Standalone	S14007	Salk Neighborhood Park & Joint Use Devel	6	released	\$11,287,278.41	\$1,671,989.39	\$1,487,424.17	\$930,831.41	\$11,287,278.41	\$0.00
Parks & Recreation	Standalone	S15004	Rancho Mission Canyon Park Upgrades	7	closed	\$2,378,915.70	\$0.00	\$73.58	\$0.00	N/A	N/A
Parks & Recreation	Standalone	S15007	Wangenheim Joint Use Facility	6	released	\$10,617,667.05	\$11,534.39	\$261,366.55	\$100,717.80	\$10,966,662.88	(\$348,995.83)
Parks & Recreation	Standalone	S15028	Olive Grove Community Park ADA Improve	2	released	\$6,722,186.27	\$2,583,145.22	\$1,006,780.68	\$2,171,676.23	\$6,621,866.00	\$100,320.27
Parks & Recreation	Standalone	S15031	Egger/South Bay Community Park ADA Improvements	8	released	\$6,980,144.57	\$1,411,550.66	\$1,662,706.97	\$1,490,641.77	\$6,980,145.00	(\$0.43)
Parks & Recreation	Standalone	S15034	Junipero Serra Museum ADA Improvements	2	released	\$2,834,568.78	\$307,205.49	\$176,113.68	\$1,372,858.55	\$2,834,568.00	\$0.78
Parks & Recreation	Standalone	S15035	EB Scripps Pk Comfort Station Replacement	1	completed	\$5,718,469.56	\$2,094.21	\$0.89	\$8,448.01	\$5,718,469.56	\$0.00
Parks & Recreation	Standalone	S15040	Golf Course Drive Improvements	3	released	\$9,659,306.70	\$48,219.34	\$53,527.97	\$8,137,112.59	\$9,659,306.70	\$0.00
Parks & Recreation	Standalone	S16012	East Village Green Phase 1	3	released	\$79,300,725.00	\$7,691,128.09	\$8,318,852.06	\$79,560,000.00	\$79,560,000.00	(\$259,275.00)
Parks & Recreation	Standalone	S16013	Children's Park Improvements	3	completed	\$9,000,920.00	\$0.00	\$332,202.83	\$795,950.83	\$7,699,041.09	\$1,301,878.91
Parks & Recreation	Standalone	S16029	Carmel Valley CP-Turf Upgrades	1	released	\$6,074,121.00	\$1,047,207.73	\$2,129,000.82	(\$46,800.18)	\$6,740,121.00	(\$666,000.00)
Parks & Recreation	Standalone	S16031	Ocean Air Comfort Station and Park Improvements	1	released	\$3,181,793.00	\$192,462.63	\$1,062,183.68	\$988,901.40	\$3,181,793.00	\$0.00
Parks & Recreation	Standalone	S16032	Solana Highlands NP-Comfort Station Development	1	released	\$4,031,000.00	\$12,170.20	\$90,627.30	\$3,141,931.94	\$5,833,600.00	(\$1,802,600.00)
Parks & Recreation	Standalone	S16033	Carmel Knolls NP Comfort Station-Development	1	released	\$3,254,031.00	\$1,217,509.85	\$189,225.38	\$1,181,102.26	\$2,646,317.00	\$607,714.00
Parks & Recreation	Standalone	S16034	Carmel Del Mar NP Comfort Station-Development	1	released	\$4,730,563.96	\$2,726,412.25	\$259,367.26	\$655,123.85	\$4,827,360.95	\$96,796.99
Parks & Recreation	Standalone	S16035	Sage Canyon NP Improvements	1	released	\$6,097,357.00	\$3,134,300.33	\$97,069.32	\$2,090,506.57	\$6,097,357.00	\$0.00
Parks & Recreation	Standalone	S16036	Torrey Highlands NP Upgrades	1	completed	\$2,448,401.16	\$142,553.18	\$11,203.95	\$131,664.62	\$2,448,401.16	\$0.00
Parks & Recreation	Standalone	S16038	Carmel Grove NP Comfort Station and Park	1	released	\$2,212,865.00	\$1,160,634.60	\$47,204.35	\$140,949.23	\$2,553,500.00	(\$340,635.00)
Parks & Recreation	Standalone	S16047	Canon Street Pocket Park	2	released	\$3,455,921.53	\$103,714.81	\$697,193.17	\$489,883.99	\$3,455,920.90	\$100,603.63
Parks & Recreation	Standalone	S16059	Park de la Cruz Community Ctr & Gym Bldg	9	completed	\$10,353,553.38	\$0.00	\$0.00	\$28,373.63	\$10,353,669.19	(\$115.81)
Parks & Recreation	Standalone	S17001	Talmadge Traffic Calming Infrastructure	9	completed	\$343,000.00	\$0.00	\$0.88	\$12,248.57	\$342,961.14	\$38.86
Parks & Recreation	Standalone	S20005	Balboa Park Botanical Bldg Improvements	3	completed	\$28,453,000.00	\$16,988.11	\$2,774,804.03	\$2,953,898.07	\$26,436,000.00	\$2,017,000.00
Parks & Recreation	Standalone	S20007	Jerabek Park Improvements	5	released	\$7,676,400.06	\$935,004.10	\$1,814,007.09	\$44,324.35	\$7,648,904.00	(\$172,503.94)
Parks & Recreation	Standalone	S20011	Ocean Beach Pier Improvements	2	completed	\$1,232,906.58	\$0.00	\$0.00	\$89,333.73	\$1,232,907.00	(\$0.42)
Parks & Recreation	Standalone	S20012	Chollas Creek Oak Park Trail	9, 4	released	\$4,112,000.00	\$828,201.38	\$56,258.78	\$2,990,444.81	\$4,111,500.00	\$500.00
Parks & Recreation	Standalone	S22002	Grove Neighborhood Park	8	released	\$5,780,021.88	\$426,440.41	\$71,661.42	\$4,365,021.46	\$26,878,000.00	(\$21,097,978.12)
Parks & Recreation	Standalone	S22004	John Baca Park	7	released	\$2,342,634.00	\$376,897.75	\$94,806.25	\$1,751,991.98	\$4,996,000.00	(\$2,653,366.00)
Parks & Recreation	Standalone	S22007	Casa Del Prado Reconstruction	3	completed	\$5,900,000.00	\$0.00	\$1,704.02	\$5,318,305.90	\$5,900,000.00	\$0.00
Parks & Recreation	Standalone	S23005	Torrey Pines GC Clubhouse & Maintenance	1	released	\$5,000,000.00	\$0.00	\$77,052.15	\$4,675,052.22	\$59,910,000.00	(\$54,910,000.00)
Parks & Recreation	Standalone	S23008	Beyer Park Development Phase II	8	released	\$7,697,390.28	\$0.00	\$12,430.55	\$7,425,616.42	\$17,988,000.00	(\$10,290,609.72)
Parks & Recreation	Standalone	S23009	Starlight Bowl Improvements	3	released	\$600,000.00	\$0.00	\$0.00	\$600,000.00	Not in P6	N/A
Parks & Recreation	Standalone	S23010	MTRP Trail System Management	6, 7	released	\$200,000.00	\$0.00	\$0.00	\$200,000.00	Not in P6	N/A
Parks & Recreation	Standalone	S24013	Paradise Hills Community Park Trail	4	released	\$750,000.00	\$0.00	\$973.64	\$749,026.36	Not in P6	N/A
Parks & Recreation	Standalone	S24014	SD Humane Society Roof and HVAC Repl	7	released	\$500,000.00	\$0.00	\$0.00	\$500,000.00	Not in P6	N/A
Parks & Recreation Total						\$744,627,746.36	\$121,854,065.76	\$47,170,438.16	\$258,917,776.35		
Police	Standalone	S18005	Police Range Refurbishment Phase II	9	released	\$12,000,000.00	\$0.00	\$10,025.68	\$2,392,676.72	\$17,800,000.00	(\$5,800,000.00)
Police Total						\$12,000,000.00	\$0.00	\$10,025.68	\$2,392,676.72		
Public Utilities	AB100001	AB100001	Water Treatment Plants	N/A	N/A	\$2,608,401.22	\$5,000.00	\$0.00	\$2,603,401.22	N/A	N/A
Public Utilities	AB100001	B17092	Otay WTP-Basin #1 Concrete Restoration	8	completed	\$6,012,740.16	\$97,445.19	\$103,753.68	\$133,021.16	\$6,012,740.16	\$0.00
Public Utilities	AB100001	B19099	Miramar Reservoir PS New Generator & Upg	5	released	\$7,664,095.16	\$1,550,103.62	\$638,616.26	\$728,161.47	\$7,664,094.41	\$0.75
Public Utilities	AB100001	B21053	Otay WTP Raw Water Pump Station Slope Restoration	8	released	\$2,045,320.00	\$535,691.98	\$338,449.62	\$524,440.42	\$10,323,033.00	(\$8,277,713.00)
Public Utilities	AB100001	B21054	Alvarado WTP Basins Baffle Wall Doors	7	completed	\$295,515.00	\$0.00	\$18,323.79	\$1,576.74	\$295,514.88	\$0.12
Public Utilities	AB100001	B21130	Alvar								

Asset Owning Dept	Parent	Funded Program	Funded Program Name	Council District	Project Status	PTD Budget	CY Encumbrances	CY Actuals	Remaining Budget	Estimated Project Cost	Future Budget Requirement
Public Utilities	ABJ00001	B23014	Miramar WTP Caustic Pumping System	5	released	\$1,678,250.41	\$93,731.46	\$99,668.62	\$831,804.60	\$1,678,250.00	\$0.41
Public Utilities	ABJ00001	B23049	Miramar WTP Interim Solids Management	5	released	\$4,510,952.40	\$218,196.13	\$79,338.73	\$3,559,078.44	\$5,612,453.00	(\$1,101,505.60)
Public Utilities	ABJ00001	B23051	Alvarado WTP Chemical Piping Repl	7	released	\$400,000.00	\$0.00	\$36,541.16	\$282,533.30	\$5,450,000.00	(\$5,050,000.00)
Public Utilities	ABJ00001	B25009	Alvarado WTP Disinfection Conversion	7	released	\$250,000.00	\$0.00	\$0.00	\$250,000.00	Not in P6	N/A
Public Utilities	ABJ00001	B25010	Miramar WTP Disinfection Conversion	5	released	\$200,000.00	\$0.00	\$0.00	\$200,000.00	Not in P6	N/A
Public Utilities	ABJ00001	ABJ00001	Water Pump Station Restoration	N/A	N/A	\$97,811.81	\$0.00	\$0.00	\$97,811.81	Not in P6	N/A
Public Utilities	ABJ00001	B11072	Soledad Pump Station Upgrade	1	released	\$14,622,885.00	\$2,789,404.68	\$736,762.46	\$508,387.30	\$15,467,885.00	(\$845,000.00)
Public Utilities	ABJ00001	B20123	Gateway Hills Pump Station	5	released	\$2,739,935.75	\$464,892.07	\$143,392.43	\$1,340,602.14	\$7,029,000.00	(\$4,289,064.25)
Public Utilities	ABJ00001	B23082	Earle Ridge PS Replacement	7	released	\$1,490,000.00	\$0.00	\$35,490.00	\$1,089,235.22	\$8,772,000.00	(\$7,372,000.00)
Public Utilities	ABJ00001	B25008	Carmel Industrial Pump Station	5	released	\$200,000.00	\$0.00	\$0.00	\$200,000.00	Not in P6	N/A
Public Utilities	ABL00001	ABL00001	Standpipe and Reservoir Rehabilitations	N/A	N/A	\$8,502,211.77	\$0.00	\$0.00	\$8,502,211.77	Not in P6	N/A
Public Utilities	ABL00001	B11024	La Jolla Country Club Reservoir	1	completed	\$15,743,657.72	\$99,538.64	\$148,732.88	\$9,496.12	\$15,743,658.22	(\$0.50)
Public Utilities	ABL00001	B21041	La Jolla Country Club & Soledad Reservoir Overflow	1	released	\$100,000.00	\$0.00	\$0.00	\$3,988.38	Not in P6	N/A
Public Utilities	ABL00001	B21050	Paradise Mesa Standpipe Rehabilitation	4	released	\$425,000.00	\$0.00	\$0.00	\$258,314.52	Not in P6	N/A
Public Utilities	ABL00001	B21108	San Carlos Reservoir Replacement	7	released	\$1,850,000.00	\$378,413.61	\$350,260.28	\$103,328.74	\$16,577,000.00	(\$14,727,000.00)
Public Utilities	ABL00001	B22002	SV Dam Low Level Outlet Improvements	Non-City	released	\$400,000.00	\$95,642.60	\$69,929.71	\$1,745.53	\$5,366,554.94	(\$4,966,554.94)
Public Utilities	ABL00001	B22017	San Vicente Drainage Improvements	Non-City	released	\$687,000.00	\$81,951.55	\$184,171.70	\$47,172.41	\$3,191,710.00	(\$2,504,710.00)
Public Utilities	ABL00001	B23110	Black Mountain Reservoir Spillway Stairs	5	released	\$502,000.00	\$39,445.80	\$27,428.85	\$341,319.70	\$700,000.00	(\$198,000.00)
Public Utilities	ABL00001	B23126	Barrett Road Emergency Repair	Non-City	released	\$1,300,000.00	\$492,772.11	\$44,651.76	\$330,332.32	\$1,300,000.00	\$0.00
Public Utilities	ABL00001	B23136	Miramar Reservoir Recreation Facilities	5	released	\$856,741.94	\$62,270.70	\$122,141.83	\$337,017.68	\$3,027,142.00	(\$2,170,400.00)
Public Utilities	ABL00001	B24005	El Capitan Dam Spillway Slope Stability	Non-City	released	\$2,954,193.00	\$1,344,831.71	\$800,569.14	\$404,470.76	\$3,390,000.00	(\$435,807.00)
Public Utilities	ABM00001	ABM00001	Groundwater Asset Development Program	N/A	N/A	\$495,328.89	\$0.00	\$0.00	\$495,328.89	N/A	N/A
Public Utilities	ABO00001	ABO00001	Metro Treatment Plants	N/A	N/A	\$22,622,742.98	\$0.00	\$0.00	\$22,622,742.98	N/A	N/A
Public Utilities	ABO00001	B16165	MBC Cooling Water System Chiller Upgrade	6	closed	\$4,223,835.75	\$44,553.57	\$0.00	(\$44,553.57)	\$0.00	\$0.00
Public Utilities	ABO00001	B19086	SBWRP Variable Frequency Drive Repl	8	completed	\$1,090,189.37	\$0.00	\$59,985.34	\$41,211.56	\$1,090,189.37	\$0.00
Public Utilities	ABO00001	B19197	STORM DRAIN DIVERSION AT THE MBC	6	released	\$9,616,715.33	\$844,930.18	\$2,029,901.25	\$13,435.49	\$9,696,718.94	(\$180,001.61)
Public Utilities	ABO00001	B20001	STORM WATER DIVERSION AT THE PLWTP	2	released	\$2,990,168.00	\$420,178.19	\$241,660.72	\$62,383.71	\$12,922,725.00	(\$9,932,557.00)
Public Utilities	ABO00001	B20002	STORM WATER DIVERSION AT THE SBWRP	8	released	\$5,584,660.23	\$371,943.13	\$1,095,817.46	\$9,801.47	\$6,366,329.12	(\$781,668.89)
Public Utilities	ABO00001	B20121	Metro Biosolids Ctr Gas Detection Syst Replacement	6	released	\$5,691,771.50	\$582,313.09	\$1,035,843.92	\$245,992.93	\$5,991,771.50	(\$300,000.00)
Public Utilities	ABO00001	B20122	SBWRP Reverse Osmosis System	8	released	\$2,638,384.00	\$290,741.49	\$354,759.42	\$121,626.57	\$28,238,384.00	(\$25,600,000.00)
Public Utilities	ABO00001	B20137	PLWTP Scum Injection Concentrators Improvements	2	released	\$1,910,497.44	\$344,772.17	\$160,780.44	\$1,023,047.18	\$9,264,620.11	(\$7,354,122.67)
Public Utilities	ABO00001	B20148	NCWRP - Chiller Replacement	6	released	\$1,116,120.90	\$2,042.62	\$81,969.47	\$518,492.40	\$3,300,000.00	(\$2,183,879.10)
Public Utilities	ABO00001	B21148	MBC Gallery Pipeline Replacement	6	released	\$934,864.00	\$100,015.29	\$109,080.34	(\$16,422.42)	\$3,479,540.00	(\$2,544,676.00)
Public Utilities	ABO00001	B23003	MBC76 Transformer Replacement Emergency	6	released	\$2,300,000.00	\$161,039.57	\$128,524.84	\$729,401.79	\$2,832,313.00	(\$532,313.00)
Public Utilities	ABO00001	B23021	MBC Operations Bldg Roof Repl	6	released	\$2,187,003.67	\$840,838.01	\$847,065.86	(\$8,208.13)	\$2,347,003.67	(\$160,000.00)
Public Utilities	ABO00001	B23085	NCPPWF/NCWRP Warehouse Storage	6	released	\$344,000.00	\$0.00	\$103,182.77	\$192,306.47	\$1,188,000.00	(\$11,844,000.00)
Public Utilities	ABO00001	B24112	Storm Water Diversion at the NCWRP	6	released	\$200,000.00	\$0.00	\$1,736.62	\$198,263.38	Not in P6	N/A
Public Utilities	ABO00001	B24113	PLWTP Sludge Pump Replacement	2	released	\$1,153,651.00	\$0.00	\$20,651.23	\$1,076,170.45	\$8,300,000.00	(\$7,146,349.00)
Public Utilities	ABO00001	B25065	PLWTP Headworks	2	released	\$500,000.00	\$0.00	\$9,356.29	\$490,643.71	Not in P6	N/A
Public Utilities	ABP00001	ABP00001	Pump Station Restorations	N/A	N/A	\$1,339,981.78	\$0.00	\$0.00	\$1,339,981.78	N/A	N/A
Public Utilities	ABP00001	B21125	Sewer Pump Station 11 Generator Repair	2	released	\$1,200,000.00	\$153,375.23	\$60,553.87	\$88,681.50	\$3,000,000.00	(\$1,800,000.00)
Public Utilities	ABP00002	ABP00002	Metropolitan System Pump Stations	N/A	N/A	\$165,427.06	\$0.00	\$0.00	\$165,427.06	N/A	N/A
Public Utilities	ABP00002	B21001	Penequitos Pump Station Oxygenation System	5	released	\$6,625,085.00	\$3,597,334.86	\$583,472.52	\$61,480.06	\$6,989,303.00	(\$464,218.00)
Public Utilities	ABP00002	B22032	POPS VFD Replacement Project	5	released	\$2,012,848.18	\$11,929.90	\$41,322.04	\$1,746,670.35	\$2,012,848.18	\$0.00
Public Utilities	ABP00002	B22035	POPS Gas Sensor Replacement Project	5	released	\$785,600.00	\$11,520.50	\$92,159.65	\$359,952.70	\$678,600.17	(\$0.17)
Public Utilities	ABP00002	B23140	Pump Station 2 Sluice Gate 2 Emergency	2	completed	\$1,200,000.00	\$0.00	\$48,760.28	\$520,897.58	\$1,200,000.00	\$0.00
Public Utilities	ABP00002	B24150	Pump Station 2 Emergency Repair	2	released	\$4,800,000.00	\$2,081,779.89	\$2,281,615.93	\$413,263.31	\$4,800,000.00	\$0.00
Public Utilities	ABT00003	B21068	Solar Implementation @ Chollas Building A & B	4	released	\$1,249,104.00	\$559,232.28	\$138,966.48	\$125,784.60	\$1,663,000.00	(\$413,896.00)
Public Utilities	ABT00003	B21069	Solar Implementation @ Emp Trng Dev Ctr Building	7	released	\$2,184,000.00	\$1,060,578.03	\$159,419.57	\$409,162.23	\$2,571,000.00	(\$387,000.00)
Public Utilities	ABT00003	B21070	Solar Implementation @ EMTS Lab Building	2	released	\$359,200.00	\$99,852.90	\$29,973.05	\$9,201.16	\$4,200,585.99	(\$3,841,385.99)
Public Utilities	AHC00004	AHC00004	Recycled Water Systems Upgrades	N/A	N/A	\$50,000.00	\$0.00	\$0.00	\$50,000.00	N/A	N/A
Public Utilities	AJA00001	AJA00001	Sewer Main Replacements	N/A	N/A	\$20,904,541.98	\$0.00	\$0.00	\$20,904,541.98	N/A	N/A
Public Utilities	AJA00001	B00346	SEWER GROUP 697A	3, 8	completed	\$5,620,955.81	\$0.00	(\$43,279.08)	\$59,748.71	\$5,746,257.82	(\$125,302.01)
Public Utilities	AJA00001	B00369	SEWER & AC Water GROUP 765 (S)	4	completed	\$4,050,226.51	\$0.00	\$13,205.52	\$153,827.78	\$3,938,474.31	\$111,752.20
Public Utilities	AJA00001	B00374	Sewer & AC Water Group 763 (S)	7, 2	completed	\$10,557,577.00	\$493,238.61	\$31,793.48	\$532,319.44	\$10,818,920.00	(\$261,343.00)
Public Utilities	AJA00001	B00387	Sewer & AC Water Group 776 (S)	4	completed	\$8,200,903.15	\$0.00	\$0.00	\$44,802.07	\$8,200,903.15	\$0.00
Public Utilities	AJA00001	B00388	Sewer and AC Water Group 778 (S)	4	completed	\$15,173,147.70	\$10,153.41	\$99,488.42	\$77,159.63	\$15,173,147.02	\$0.68
Public Utilities	AJA00001	B00394	Sewer & AC Water Group 793 (S)	8	released	\$9,503,601.06	\$1,258,772.82	\$1,420,983.08	\$175,626.75	\$9,643,601.15	(\$140,000.00)
Public Utilities	AJA00001	B00395	Sewer & AC Water Group 794 (S)	8	completed	\$9,231,426.78	\$711,118.90	\$702,452.05	\$35,988.99	\$15,373,703.46	(\$6,142,276.68)
Public Utilities	AJA00001	B00398	SEWER GJ 787	1	completed	\$2,154,590.92	\$0.00	\$12,995.47	\$136,401.62	\$2,037,674.05	\$116,916.87
Public Utilities	AJA00001	B00403	Sewer and AC Water Group 807 (S)	9	completed	\$7,845,542.85	\$0.00	\$16,125.83	\$246,682.71	\$8,356,081.37	(\$510,538.52)
Public Utilities	AJA00001	B00406	Sewer Group 806	9	released	\$1,749,732.00	\$42,000.00	\$54,829.84	\$116,617.59	\$4,059,457.53	(\$2,309,725.53)
Public Utilities	AJA00001	B00409	SEWER GJ 798C	1	completed	\$1,104,509.00	\$4,744.56	(\$3,811.44)	\$97,233.83	\$1,104,509.00	\$0.00
Public Utilities	AJA00001	B00421	SEWER GROUP 786	1	completed	\$22,147,448.13	\$0.00	\$14,056.02	\$9,186.67	\$22,222,448.13	(\$75,000.00)
Public Utilities	AJA00001	B00426	Sewer & AC Water Group 812 (S)	1, 2	released	\$10,635,293.83	\$311,155.65	\$1,025,325.98	(\$1,627.89)	\$10,890,763.43	(\$255,469.60)
Public Utilities	AJA00001	B00429	BUCHANAN CANYON SEWER B	3	released	\$2,911,904.51	\$192,718.52	\$239,452.06	(\$2,936.25)	\$23,272,025.00	(\$20,360,120.49)
Public Utilities	AJA00001	B00431	MISSION CTR CNYN A SMR	7	completed	\$3,652,868.36	\$40,073.11	\$116,723.26	\$60,029.27	\$3,652,868.36	\$0.00
Public Utilities	AJA00001	B00433	MISSION CTR CNYN C SMR	7	released	\$3,211,758.63	\$302,658.62	\$273,502.97	\$15,964.99	\$27,275,932.68	(\$24,064,173.95)
Public Utilities	AJA00001	B00434	SEWER GROUP 828	3	released	\$1,455,911.94	\$28,106.41	\$58,741.32	\$47,897.66	\$11,668,236.00	(\$10,212,324.06)
Public Utilities	AJA00001	B00443	Water & Sewer GJ 816 (S)	1	closed	\$1,746,612.91	\$0.00	\$2,319.21	\$0.00	N/A	N/A
Public Utilities	AJA00001	B10210	Sewer Group Crown Point	1	released	\$11,065,452.36	\$2,856,897.16	\$66,646.70	\$419,921.38	\$9,526,037.40	\$1,539,414.96
Public Utilities	AJA00001	B11077	Sewer and Water Group 767A (S)	9	completed	\$7,139,405.18	\$0.00	\$1,385.86	\$2,031.01	\$7,140,988.31	(\$1,583.13)
Public Utilities	AJA00001	B12042	Sewer and Water Group Job 940 (S)	9	completed	\$4,636,259.60	\$0.00	\$0.00	\$7,214.69	\$4,636,259.00	\$0.60
Public Utilities	AJA00001	B12048	Water and Sewer Group 965 (S)	1	released	\$6,168,193.41	\$3,463,137.77	\$52,537.73	\$845,518.69	\$7,621,416.30	(\$1,453,222.89)
Public Utilities	AJA00001	B12097	CALTRANS Pacific Beach PPL Central (S)	2	completed	\$619,676.74	\$11,701.45	\$0.00	\$10,000.00	\$619,676.90	(\$0.16)
Public Utilities	AJA00001	B13117	PACIFIC BEACH PIPELINE SOUTH (S)	2	completed	\$4,770,776.00	\$209.30	\$11,853.41	\$1,124.23	\$4,928,627.14	(\$157,750.65)
Public Utilities	AJA00001	B13169	Sewer & Water Group Job 963 S	9	completed	\$3,433,104.49	\$506,113.30	\$34,877.04	\$178,613.01	\$3,433,104.51	(\$0.02)
Public Utilities	AJA00001	B13232	Sewer Group 836	1, 3, 6, 7, 5, 9, 2, 4	released	\$9,907,471.96	\$2,181,392.46	\$1,919,998.71	\$998,167.46	\$10,324,546.81	(\$417,074.65)
Public Utilities	AJA00001	B14069	Water and Sewer Group 955 (S)	1, 2	completed	\$1,314,032.47	\$136,887.92	\$32,071.71	\$41,726.04	\$1,314,032.47	\$0.00
Public Utilities	AJA00001	B15002	AC Water and Sewer Group 1026 (S)	9	completed	\$1,818,136.88	\$0.00	\$0.00	\$43,484.50	\$1,818,136.88	\$0.00
Public Utilities	AJA00001	B15040	AC Water & Sewer Group 1011 (S)	1	completed	\$2,398,550.42	\$184,935.00	\$0.00	\$1,302.56	\$2,398,550.42	\$0.00
Public Utilities	AJA00001	B15079	AC Water & Sewer Group 1014 (S)	9	completed	\$1,221,737.65	\$0.00	\$0.00	\$39,944.03	\$2,001,740.46	(\$780,002.81)
Public Utilities	AJA00001	B15116	AC Water & Sewer Group 1017 (S)	2	completed	\$535,044.82	\$22,364.66	\$28,338.11	\$36,762.21	\$660,219.21	(\$125,174.39)
Public Utilities	AJA00001	B15118	AC Water & Sewer Group 1027 (S)	3	completed	\$488,839.26	\$0.00</				

Asset Owning Dept	Parent	Funded Program	Funded Program Name	Council District	Project Status	PTD Budget	CY Encumbrances	CY Actuals	Remaining Budget	Estimated Project Cost	Future Budget Requirement
Public Utilities	AJA00001	B16025	College Areas SW & AC Wtr Main Repl (S)	9	released	\$12,517,962.49	\$5,183,065.14	\$1,609,163.16	\$197,670.03	\$12,517,962.49	\$0.00
Public Utilities	AJA00001	B16034	Sewer Group 776A	4	completed	\$6,941,885.88	\$0.00	\$29,073.21	\$345,551.80	\$6,613,894.76	\$327,994.76
Public Utilities	AJA00001	B16037	Sewer Group 841	9, 4	completed	\$2,867,438.92	\$0.00	\$5,108.42	\$275,818.38	\$2,867,438.22	\$0.70
Public Utilities	AJA00001	B16083	AC Water & Sewer Group 1024 (S)	4	completed	\$4,307,743.86	\$41,313.84	\$22,851.93	\$55,163.01	\$4,311,226.00	(\$3,482.14)
Public Utilities	AJA00001	B16106	AC Water & Sewer Group 1018 (S)	2	completed	\$3,631,946.08	\$182,027.34	\$66,788.03	\$95,458.92	\$3,631,946.49	(\$0.41)
Public Utilities	AJA00001	B16145	Sewer & AC Water Crown Point West (S)	1	released	\$24,257,551.44	\$1,175,610.37	\$723,098.04	\$292,601.99	\$24,343,403.69	(\$85,852.25)
Public Utilities	AJA00001	B17054	Market Street Sewer Pipe Replacement	4	completed	\$623,396.63	\$214,204.84	\$437.12	\$4,121.40	\$683,396.63	(\$60,000.00)
Public Utilities	AJA00001	B17059	16-in & Larger CI W&S Main Repl Group A - sewer	3, 7, 2	completed	\$2,204,412.16	\$52,700.00	\$3,691.31	\$37,691.31	\$2,204,412.16	\$0.00
Public Utilities	AJA00001	B17087	Clairemont Mesa Sewer Pipe Replacement	2	released	\$333,825.00	\$62,825.39	\$21,487.68	\$50,347.68	\$333,825.00	\$597,000.00
Public Utilities	AJA00001	B17104	Sewer & AC Water Group 1032 (S)	3	released	\$9,752,448.97	\$885,049.35	\$57,122.68	\$196,122.62	\$10,853,678.80	(\$1,101,229.83)
Public Utilities	AJA00001	B17133	Balboa Park Pipeline Replacement Ph II (S)	6	completed	\$1,671,396.05	\$497,502.96	\$19,410.41	\$3,367.89	\$1,850,045.00	(\$178,648.95)
Public Utilities	AJA00001	B17134	Balboa Park Pipeline Replacement Ph III (S)	3	completed	\$2,492,306.06	\$47,128.18	\$96,725.38	\$90,894.35	\$2,492,306.06	\$0.00
Public Utilities	AJA00001	B17170	Mission Beach Water & Sewer Repl (s)	2	released	\$2,967,082.83	\$706,244.48	\$211,916.69	\$77,533.70	\$3,017,035.91	(\$49,953.08)
Public Utilities	AJA00001	B17176	AC Water & Sewer Group 1042 (S)	6	completed	\$1,241,637.73	\$0.00	\$11,840.53	\$32,598.64	\$1,241,637.65	\$0.08
Public Utilities	AJA00001	B17185	AC Water & Sewer Group 1044 (S)	9	completed	\$590,789.65	\$0.00	\$0.00	\$5,942.68	\$613,922.47	(\$23,132.82)
Public Utilities	AJA00001	B17189	Sewer Group 843	8	completed	\$9,069,070.20	\$696,500.79	\$172,994.01	\$11,221.34	\$9,069,069.24	\$0.96
Public Utilities	AJA00001	B18022	AC Water & Sewer Group 1033 (S)	3	released	\$2,708,007.82	\$367,335.15	\$280,384.84	\$569,040.88	\$18,046,948.70	(\$15,338,940.88)
Public Utilities	AJA00001	B18063	Sewer & AC Water Group 1034 (S)	2	released	\$1,251,060.00	\$0.00	\$55,023.38	\$24,538.37	\$6,806,400.00	(\$5,555,340.00)
Public Utilities	AJA00001	B18065	Clairemont Mesa West Improv 2 (S)	2	released	\$878,651.45	\$0.00	\$76,500.89	\$134,767.38	\$7,292,700.00	(\$6,414,048.55)
Public Utilities	AJA00001	B18066	AC Water & Sewer Group 1040 (S)	8	released	\$1,280,000.00	\$1,398.03	\$43,390.04	\$100,199.12	\$8,518,207.86	(\$7,238,207.86)
Public Utilities	AJA00001	B18073	Sewer and AC Water Group 765A (S)	4	released	\$11,661,601.24	\$2,731,130.79	\$1,600,127.38	\$288,403.56	\$11,943,917.86	(\$282,316.62)
Public Utilities	AJA00001	B18094	AC Water & Sewer Group 1050 (S)	7	completed	\$4,203,974.57	\$742,787.68	\$86,582.46	\$107,238.77	\$4,203,974.57	\$0.00
Public Utilities	AJA00001	B18095	AC Water & Sewer Group 1048 (S)	6	released	\$10,739,560.93	\$2,058,496.18	\$1,022,536.01	\$874,181.54	\$10,378,406.99	\$361,153.94
Public Utilities	AJA00001	B18096	AC Water & Sewer Group 1052 (S)	8, 4	released	\$4,117,823.20	\$451,700.35	\$42,476.47	\$114,870.64	\$4,220,175.20	(\$102,352.00)
Public Utilities	AJA00001	B18097	AC Water & Sewer Group 1049 (S)	6, 7	released	\$1,289,898.18	\$463.92	\$64,376.81	\$47,728.62	\$7,393,993.15	(\$6,104,094.97)
Public Utilities	AJA00001	B18098	AC Water & Sewer Group 1051 (S)	3	completed	\$1,650,374.32	\$82,878.41	\$3,663.37	\$110,961.21	\$1,671,374.49	(\$15,000.17)
Public Utilities	AJA00001	B18099	AC Water & Sewer Group 1053 (S)	8, 4	released	\$6,694,791.33	\$405,352.27	\$497,595.72	\$274,106.76	\$6,798,381.69	(\$103,590.28)
Public Utilities	AJA00001	B18108	AC Water and Sewer Group 1054 (S)	9, 4	released	\$362,200.00	\$17,499.12	\$53,904.79	\$21,236.13	\$11,775,933.00	(\$11,413,733.00)
Public Utilities	AJA00001	B18111	Sewer & AC Water Group 1037 (S)	3	released	\$846,000.00	\$0.00	\$29,281.20	\$104,324.17	\$15,606,000.00	(\$14,760,000.00)
Public Utilities	AJA00001	B18112	Sewer & AC Water Group 1055 (S)	3	released	\$995,000.00	\$52,561.46	\$42,227.39	(\$424.62)	\$6,646,500.00	(\$5,651,500.00)
Public Utilities	AJA00001	B18123	AC Water & Sewer Group 1036 (S)	1, 9	completed	\$2,193,981.36	\$3,190.79	\$21,091.43	\$35,605.35	\$2,274,577.15	(\$80,595.79)
Public Utilities	AJA00001	B18182	AC Water & Sewer Group 1056 (S)	7	completed	\$737,424.74	\$128,958.72	\$8,834.36	\$10,532.53	\$749,030.07	(\$11,605.33)
Public Utilities	AJA00001	B18183	Accelerated Sewer Referral Group 847	1, 3, 7, 9, 2, 4	released	\$1,153,324.02	\$0.00	\$198,817.41	\$11,391.88	\$4,035,067.32	(\$2,881,743.30)
Public Utilities	AJA00001	B18191	Sewer & AC Water Group 1058 (S)	1, 2	released	\$865,000.00	\$0.00	\$74,696.97	\$110,135.43	\$5,887,767.00	(\$5,022,767.00)
Public Utilities	AJA00001	B18194	AC Water & Sewer Group 1057 (S)	1	released	\$660,000.00	\$0.00	\$65,483.03	\$31,745.41	\$4,491,100.00	(\$3,831,100.00)
Public Utilities	AJA00001	B18202	Clairemont Mesa E Improv 1 (S)	2	completed	\$4,018,376.34	\$371,501.55	\$135,521.92	\$56,898.42	\$4,088,359.72	(\$69,983.38)
Public Utilities	AJA00001	B18204	Scirpus Ranch Improv 1 (S)	6	released	\$3,112,477.75	\$5,785.69	\$47,870.33	\$64,030.62	\$3,232,477.75	(\$120,000.00)
Public Utilities	AJA00001	B18206	Encanto Improv 1 (S)	4	released	\$10,843,500.22	\$3,008,428.23	\$1,689,012.61	\$3,600,190.49	\$11,270,779.57	(\$427,279.35)
Public Utilities	AJA00001	B18211	Lincoln Park Improvement 1 (S)	4	released	\$1,055,495.00	\$158,924.00	\$91,440.81	\$26,076.74	\$6,711,557.80	(\$5,656,062.80)
Public Utilities	AJA00001	B19024	Bay Park Improv1 (S)	2	released	\$667,909.00	\$0.00	\$74,426.40	\$209,928.35	\$5,215,176.48	(\$4,547,267.48)
Public Utilities	AJA00001	B19025	Morena Improv1 (S)	7	released	\$3,117,811.14	\$1,275,609.62	\$131,657.43	\$1,194.33	\$3,226,658.25	(\$108,847.11)
Public Utilities	AJA00001	B19033	Hillcrest Improv 1 (S)	3	released	\$1,022,366.00	\$100,773.93	\$151,589.66	\$19,971.68	\$9,791,537.00	(\$8,769,171.00)
Public Utilities	AJA00001	B19036	Encanto Improv 2 (S)	4	released	\$6,816,231.96	\$4,548,308.98	\$183,529.03	\$1,149,801.75	\$20,176,874.00	(\$13,361,642.04)
Public Utilities	AJA00001	B19063	Accelerated Sewer Referral Group 851	1, 3, 6, 8, 5, 9, 2	released	\$7,912,670.02	\$1,153,235.28	\$2,075,018.30	\$762,201.12	\$8,412,670.02	(\$500,000.00)
Public Utilities	AJA00001	B19064	Accelerated Sewer Referral Group 852	3, 6, 8, 7, 5, 2, 4	released	\$1,889,215.00	\$213,705.63	\$2,075,568.18	\$132,776.70	\$3,797,835.81	(\$2,108,620.61)
Public Utilities	AJA00001	B19082	Allied Gardens Improv 1 (S)	7	released	\$593,424.00	\$13,241.90	\$169,760.59	(\$18,783.96)	\$5,617,100.00	(\$5,023,676.00)
Public Utilities	AJA00001	B19087	University City Improv 1 (S)	6	released	\$6,205,718.89	\$4,129,345.23	\$1,016,213.43	\$258,939.43	\$7,426,456.96	\$1,220,738.07)
Public Utilities	AJA00001	B19088	Bay Ho Improv 1 (S)	2	completed	\$4,651,016.70	\$0.00	\$13,038.66	\$178,499.70	\$4,651,016.70	\$0.00
Public Utilities	AJA00001	B19097	Accelerated MH Referral Group 1	1, 3, 6, 8, 7, 5, 9, 2	completed	\$1,997,618.43	\$0.00	\$2,428.12	\$185,422.24	\$1,822,033.00	\$175,585.43
Public Utilities	AJA00001	B19104	Bay Ho Improv 2(S)	2	released	\$4,743,438.39	\$2,273,587.01	\$579,417.98	\$266,409.61	\$17,659,302.09	(\$12,915,863.70)
Public Utilities	AJA00001	B19105	La Jolla Improv 2 (S)	1	released	\$5,609,945.65	\$1,199,368.83	\$1,358,004.86	\$308,766.33	\$5,815,175.56	(\$205,229.91)
Public Utilities	AJA00001	B19121	AC Water & Sewer Group 1054A (S)	9, 4	released	\$200,000.00	\$0.00	\$21,914.25	\$31,341.24	\$1,576,600.00	(\$1,376,600.00)
Public Utilities	AJA00001	B19136	Bay Ho Improv 3 (S)	2	released	\$4,621,552.00	\$1,619,871.83	\$302,691.68	\$231,506.96	\$5,283,061.99	(\$661,509.99)
Public Utilities	AJA00001	B19138	Sewer Group 1039	8	released	\$1,598,653.00	\$101,301.72	\$141,409.20	\$120,437.37	\$14,864,259.31	(\$13,265,606.31)
Public Utilities	AJA00001	B19139	Redwood Village/Rolando Park Improv 1(S)	9	released	\$9,307,077.81	\$4,401,368.48	\$2,249,243.03	\$1,745,929.41	\$10,239,350.79	(\$932,272.98)
Public Utilities	AJA00001	B19140	Lake Murray Improv 2 (S)	7	released	\$861,711.87	\$68,536.87	\$354,147.93	\$41,582.13	\$891,722.85	(\$30,010.98)
Public Utilities	AJA00001	B19152	College West Improv 1 (S)	9	released	\$1,026,018.68	\$0.00	\$18,216.67	\$84,999.70	\$15,312,859.00	(\$14,286,840.32)
Public Utilities	AJA00001	B19153	College West Improv 2 (S)	9	released	\$824,261.27	\$0.00	\$108,253.04	\$30,435.32	\$7,188,500.00	(\$6,364,238.73)
Public Utilities	AJA00001	B19155	Sewer & AC Water Group 793A (S)	8	released	\$6,319,910.50	\$3,119,807.30	\$1,327,493.93	\$960,727.47	\$16,781,008.72	(\$10,467,088.22)
Public Utilities	AJA00001	B19189	AC Water & Sewer Group 1062A (S)	5, 4	completed	\$3,387,313.86	\$0.00	\$288,096.65	\$56,954.33	\$3,312,313.86	\$75,000.00
Public Utilities	AJA00001	B19189	Allied Gardens Improv 2 (S)	3	released	\$171,000.00	\$0.00	\$18,027.79	\$32,819.06	\$2,679,400.00	(\$2,508,400.00)
Public Utilities	AJA00001	B19204	AC Water & Sewer Group 1023B (S)	3	completed	\$802,489.47	\$148,560.93	\$91,640.44	\$86,477.55	\$941,959.67	(\$139,470.20)
Public Utilities	AJA00001	B19206	Mission Valley West Improv 1 (S)	3	released	\$466,708.99	\$839.32	\$32,145.39	\$27,168.28	\$1,814,057.21	(\$1,347,348.22)
Public Utilities	AJA00001	B20004	Clairemont Mesa East Improv 2 (S)	2	released	\$1,549,796.84	\$265,568.50	\$78,192.92	\$112,072.70	\$1,589,103.93	(\$39,307.09)
Public Utilities	AJA00001	B20007	Bay Park Improv 2 (S)	2	released	\$529,699.54	\$0.00	\$4,450.02	\$4,386.20	\$8,932,300.00	(\$8,402,600.46)
Public Utilities	AJA00001	B20008	Colina Del Sol Improv 1 (S)	9	released	\$1,592,260.16	\$237,946.05	\$104,042.32	\$67,324.23	\$16,311,869.00	(\$14,719,608.84)
Public Utilities	AJA00001	B20024	Paradise Hills Improv 1 (S)	4	released	\$7,047,255.41	\$631,750.99	\$866,297.20	\$161,298.05	\$7,701,304.27	(\$654,048.86)
Public Utilities	AJA00001	B20026	Clairemont Mesa East Improv 3 (S)	2	released	\$4,372,232.67	\$2,262,790.18	\$450,432.14	\$869,460.77	\$4,497,748.67	(\$125,516.00)
Public Utilities	AJA00001	B20027	Bay Terraces Improv 1 (S)	4	released	\$3,937,296.68	\$775,828.94	\$1,153,488.53	\$5,756.62	\$3,997,391.30	(\$60,094.62)
Public Utilities	AJA00001	B20028	Stockton Improv 1 (S)	8, 9	released	\$1,090,498.04	\$0.00	\$129,539.55	\$122,153.77	\$12,307,600.00	(\$11,217,101.96)
Public Utilities	AJA00001	B20033	Clairemont Mesa West Improv 1 (S)	2	completed	\$5,505,058.94	\$667.70	\$482,676.07	\$170,284.13	\$5,832,134.61	(\$327,075.67)
Public Utilities	AJA00001	B20034	Clairemont Mesa East Improv 4 (S)	2	released	\$1,828,405.00	\$0.00	\$191,738.86	\$404,545.94	\$15,950,000.00	(\$14,121,595.00)
Public Utilities	AJA00001	B20036	Corridor Improv 1 (S)	9	released	\$801,180.88	\$0.00	\$66,179.75	\$85,090.28	\$4,892,800.00	(\$4,091,619.12)
Public Utilities	AJA00001	B20038	Chollas Creek Improv 1 (S)	9, 4	released	\$854,692.62	\$12,468.08	\$98,685.81	\$54,122.32	\$4,864,660.00	(\$4,009,967.38)
Public Utilities	AJA00001	B20042	Corridor Improv 2 (S)	9	released	\$4,300,748.88	\$1,203,936.31	\$1,612,635.20	\$388,071.58	\$7,048,617.96	(\$2,747,869.08)
Public Utilities	AJA00001	B20048	Stockton Improv 2 (S)	5, 9	released	\$4,289,541.56	\$0.00	\$29,602.13	\$19,662.13	\$10,289,900.00	(\$9,949,444.44)
Public Utilities	AJA00001	B20069	Kensington Improvements 1 (S)	9	released	\$1,359,639.72	\$116,957.56	\$232,172.12	\$128,804.73	\$5,393,020.00	(\$4,033,380.28)
Public Utilities	AJA00001	B20071	Eggar Highland Improvements 1 (S)	8	released	\$8,350,781.78	\$5,507,710.46	\$914,452.28	\$330,615.90	\$15,128,113.45	(\$6,777,331.67)
Public Utilities	AJA00001	B20085	College West Improvements 3 (S)	9	released	\$450,000.00	\$0.00				

Asset Owning Dept	Parent	Funded Program	Funded Program Name	Council District	Project Status	PTD Budget	CY Encumbrances	CY Actuals	Remaining Budget	Estimated Project Cost	Future Budget Requirement
Public Utilities	AJA00001	B21026	North Park Improvements 1 (sewer)	3	released	\$658,000.00	\$0.00	\$51,448.44	\$130,970.54	\$10,542,000.00	(\$9,884,000.00)
Public Utilities	AJA00001	B21028	College East Improvements 1 (sewer)	9	released	\$4,740,996.85	\$0.00	\$91,096.98	\$4,163,087.61	\$18,251,000.00	(\$13,510,003.15)
Public Utilities	AJA00001	B21031	Rolando Improvements 2 (sewer)	9	released	\$1,816,811.96	\$1,020,000.00	\$34,863.62	\$205,930.01	\$21,671,429.87	(\$19,754,617.91)
Public Utilities	AJA00001	B21046	Golden Hill Improvements 1 (sewer)	3, 9	released	\$1,628,838.25	\$1,117,838.25	\$13,114.41	\$185,223.51	\$7,552,718.25	(\$5,923,880.00)
Public Utilities	AJA00001	B21048	Normal Heights Improvements 1 (sewer)	9	released	\$532,000.00	\$0.00	\$19,351.01	\$72,274.11	\$4,681,455.00	(\$4,149,455.00)
Public Utilities	AJA00001	B21064	Morena Improvements 3 (s)	7	released	\$1,314,349.05	\$0.00	\$6,907.38	\$1,195,999.37	\$1,631,666.95	(\$1,347,316.95)
Public Utilities	AJA00001	B21071	Mount Hope Improvements 1 (sewer)	9	released	\$604,985.11	\$0.00	\$48,740.84	\$157,660.55	\$9,809,100.00	(\$9,204,114.89)
Public Utilities	AJA00001	B21073	Mount Hope Improvements 2 (sewer)	9, 4	released	\$922,375.60	\$192,806.60	\$118,301.99	\$23,832.68	\$4,396,242.00	(\$3,473,866.40)
Public Utilities	AJA00001	B21075	Valencia Park Improvements 3 (sewer)	4	released	\$287,716.13	\$90,110.12	\$158,397.95	\$109,445.68	\$4,608,700.00	(\$3,778,983.57)
Public Utilities	AJA00001	B21080	Buchanan Canyon Swr Main Repair/Replace Emergency	3	completed	\$523,500.00	\$0.00	\$16,117.75	\$58,554.94	\$684,500.00	(\$161,000.00)
Public Utilities	AJA00001	B21095	Mission Center Canyon D Sewer Main Replacement	7	released	\$1,306,986.78	\$0.00	\$6,908.98	\$1,205,057.89	\$3,295,000.00	(\$1,988,013.22)
Public Utilities	AJA00001	B21096	Valencia Park Improvements 4 - sewer	4	released	\$320,000.00	\$0.00	\$26,199.71	\$71,232.99	\$736,800.00	(\$416,800.00)
Public Utilities	AJA00001	B21098	Valencia Park Improvements 5 - sewer	4	released	\$692,459.52	\$0.00	\$119,715.36	\$157,308.83	\$6,864,800.00	(\$6,172,340.48)
Public Utilities	AJA00001	B21131	Crespo Dr (Mecca-Soledad) Improv (S)	1	released	\$243,500.00	\$0.00	\$49,839.74	\$22,582.36	\$930,514.09	(\$687,014.09)
Public Utilities	AJA00001	B21145	Sewer & AC Water Group 1032A (S)	8	released	\$425,190.00	\$0.00	\$91,252.40	\$85,177.21	\$11,307,812.13	(\$10,882,622.13)
Public Utilities	AJA00001	B22004	Ocean Beach Improv 1 (S)	2	released	\$445,000.00	\$0.00	\$96,007.29	\$43,214.55	\$5,074,194.00	(\$4,629,194.00)
Public Utilities	AJA00001	B22038	Barrio Logan Improv 1 (S)	8	released	\$670,145.00	\$294,373.75	\$18,769.92	\$8,284.31	\$3,284,500.00	(\$2,614,355.00)
Public Utilities	AJA00001	B22043	Adams North Improv 1 (S)	9	released	\$1,351,500.00	\$577,950.00	\$153,471.25	\$283,744.31	\$7,779,902.00	(\$6,428,402.00)
Public Utilities	AJA00001	B22073	Midway District Improv 2 (S)	2	released	\$680,000.00	\$0.00	\$53,835.93	\$228,259.87	\$9,155,000.00	(\$8,475,000.00)
Public Utilities	AJA00001	B22075	Midway District Improv 1 (S)	2	released	\$585,000.00	\$0.00	\$146,269.43	\$4,946.84	\$7,557,000.00	(\$6,972,000.00)
Public Utilities	AJA00001	B22076	Hillcrest Improv 2 (S)	3	released	\$913,385.00	\$488,385.00	\$11,454.31	\$21,877.17	\$5,178,000.00	(\$4,264,615.00)
Public Utilities	AJA00001	B22077	Hillcrest Improv 3 (S)	3	released	\$830,000.00	\$0.00	\$35,126.56	\$49,884.92	\$13,018,000.00	(\$12,188,000.00)
Public Utilities	AJA00001	B22087	10253 Grayfox Dr Sewer Main Replacement	5	completed	\$172,203.00	\$0.00	\$0.00	\$120,321.07	Not in P6	N/A
Public Utilities	AJA00001	B22091	Golden Hill Improv 2 (S)	3, 8	released	\$1,128,304.50	\$158,772.07	\$223,628.68	(\$5,167.26)	\$3,793,000.00	(\$2,664,695.50)
Public Utilities	AJA00001	B22094	Adams North Improv 2 (S)	9	released	\$802,000.00	\$0.00	\$84,607.63	\$752.72	\$6,952,000.00	(\$6,350,000.00)
Public Utilities	AJA00001	B22113	Skyline Improv 2 (S)	4	released	\$791,000.00	\$0.00	\$113,036.65	\$77,471.47	\$10,369,000.00	(\$9,569,000.00)
Public Utilities	AJA00001	B22136	La Jolla Improv 4 (S)	4	released	\$615,000.00	\$0.00	\$34,710.38	\$67,578.46	\$5,272,550.00	(\$4,657,550.00)
Public Utilities	AJA00001	B23005	Park West Improv 1 (S)	3	released	\$200,000.00	\$0.00	\$3,611.59	\$33,791.31	\$2,572,000.00	(\$2,372,000.00)
Public Utilities	AJA00001	B23007	Point Loma Heights Improv 2 (S)	2	released	\$360,000.00	\$0.00	\$1,625.68	\$38,623.29	\$3,108,000.00	(\$2,748,000.00)
Public Utilities	AJA00001	B23009	Jamacha Lomita Improv 2 (S)	4	released	\$750,000.00	\$0.00	\$19,233.31	\$253,399.81	\$11,111,300.00	(\$10,361,300.00)
Public Utilities	AJA00001	B23032	North Park Improv 3 (S)	3, 9	released	\$621,000.00	\$0.00	\$153,703.36	\$36,011.40	\$7,250,000.00	(\$6,629,000.00)
Public Utilities	AJA00001	B23034	Shelton Improv 1 (S)	8	released	\$500,000.00	\$0.00	\$19,644.62	\$324,901.00	\$1,449,000.00	(\$949,000.00)
Public Utilities	AJA00001	B23037	Pacific Beach Improv 2 (S)	1	released	\$522,000.00	\$0.00	\$127,691.01	(\$40,541.18)	\$5,668,133.00	(\$5,146,133.00)
Public Utilities	AJA00001	B23039	Midway District Improv 3 (S)	2	released	\$400,000.00	\$0.00	\$42,592.02	\$47,407.49	\$6,424,000.00	(\$6,024,000.00)
Public Utilities	AJA00001	B23041	Tierrasanta Improv 2 (S)	7	released	\$3,282,699.97	\$1,931,901.00	\$362,923.25	\$597,070.23	\$3,282,699.97	\$0.00
Public Utilities	AJA00001	B23043	Orange Ave & 43rd St Sewer Main Repl	9	completed	\$90,984.00	\$0.00	\$0.00	\$60,906.69	Not in P6	N/A
Public Utilities	AJA00001	B23044	4625 Pendleton St Sewer Main Replacement	2	completed	\$129,154.00	\$0.00	\$3,765.90	\$37,720.74	Not in P6	N/A
Public Utilities	AJA00001	B23048	Emerald Hills Improv 1 (S)	4	released	\$200,000.00	\$0.00	\$72,209.90	\$103,174.25	\$6,050,000.00	(\$5,850,000.00)
Public Utilities	AJA00001	B23055	La Jolla Improv 5 (S)	1	released	\$900,000.00	\$0.00	\$64,789.69	\$354,355.58	\$8,418,500.00	(\$7,518,500.00)
Public Utilities	AJA00001	B23057	La Playa Improv 1 (S)	2	released	\$470,000.00	\$0.00	\$135,859.46	\$52,151.76	\$3,943,824.00	(\$3,473,824.00)
Public Utilities	AJA00001	B23063	La Jolla Improv 6 (S)	1	released	\$868,025.00	\$0.00	\$100,733.22	\$128,825.50	\$14,974,000.00	(\$14,105,975.00)
Public Utilities	AJA00001	B23065	University Heights Improv 1 (S)	3	released	\$345,017.83	\$0.00	(\$1,300.90)	\$47,733.64	\$2,877,284.00	(\$2,532,266.17)
Public Utilities	AJA00001	B23069	Miramar WTP Residuals Redirection (S)	5	released	\$125,000.00	\$0.00	\$1,786.79	\$98,587.85	\$1,695,000.00	(\$1,570,000.00)
Public Utilities	AJA00001	B23072	Cortez Improv 1 (S)	3	released	\$360,000.00	\$0.00	\$9,140.37	\$92,832.98	\$3,753,582.00	(\$3,393,582.00)
Public Utilities	AJA00001	B23081	Tierrasanta Improv 2A (S)	7	released	\$380,000.00	\$0.00	\$36,581.19	\$23,394.62	\$6,618,000.00	(\$6,238,000.00)
Public Utilities	AJA00001	B23108	1772 Mimulus Way Sewer Main Repl	1	completed	\$170,760.00	\$0.00	\$6,846.28	\$55,538.60	Not in P6	N/A
Public Utilities	AJA00001	B23132	4811 & 4745 Lomitas Dr Sewer Main Repl	3	completed	\$251,193.00	\$0.00	\$11,457.21	\$39,004.23	Not in P6	N/A
Public Utilities	AJA00001	B23133	4942 Chaucer Ave Sewer Main Repl	7	completed	\$231,170.00	\$0.00	\$6,272.10	\$46,729.11	Not in P6	N/A
Public Utilities	AJA00001	B23159	2408 Arista St Sewer Main Replacement	3	completed	\$159,192.00	\$0.00	\$5,719.67	\$2,432.64	Not in P6	N/A
Public Utilities	AJA00001	B24026	Lincoln Ave & Idaho St Sewer Main Repl	3	released	\$417,803.00	\$0.00	\$161,941.55	\$255,861.45	\$417,803.51	(\$0.51)
Public Utilities	AJA00001	B24027	San Miguel & Franklin Ave Swr Main Repl	4	completed	\$112,640.00	\$0.00	\$4,618.64	\$49,878.72	Not in P6	N/A
Public Utilities	AJA00001	B24029	Hillcrest Improv 4 (S)	3	released	\$200,000.00	\$0.00	\$47,614.78	\$141,043.51	\$4,335,000.00	(\$4,135,000.00)
Public Utilities	AJA00001	B24031	Midtown Improv 1 (S)	3, 2	released	\$200,000.00	\$0.00	\$84,935.52	\$69,395.41	\$4,146,000.00	(\$3,946,000.00)
Public Utilities	AJA00001	B24033	North Park Improv 4 (S)	3	released	\$576,498.16	\$31,484.27	\$208,468.31	\$83,935.37	\$5,021,931.00	(\$4,445,432.84)
Public Utilities	AJA00001	B24035	Castle Improv 1 (S)	9	released	\$605,000.00	\$5,260.43	\$259,148.94	\$218,761.08	\$5,257,700.00	(\$4,652,700.00)
Public Utilities	AJA00001	B24037	Oak Park Improv 3 (S)	4	released	\$825,000.00	\$13,775.17	\$440,765.65	\$195,933.28	\$15,511,000.00	(\$14,686,000.00)
Public Utilities	AJA00001	B24039	University Heights Improv 2 (S)	3	released	\$405,162.62	\$0.00	\$201,681.99	\$136,515.19	\$15,554,000.00	(\$15,148,837.38)
Public Utilities	AJA00001	B24041	Bay Terraces Improv 2 (S)	4	released	\$950,086.16	\$12,066.52	\$396,086.36	\$325,506.21	\$14,011,000.00	(\$13,060,913.84)
Public Utilities	AJA00001	B24045	Citywide Referral Replace 2 (S)	1, 6, 5	released	\$295,000.00	\$0.00	\$108,399.87	\$67,396.90	\$2,446,699.00	(\$2,151,699.00)
Public Utilities	AJA00001	B24047	Citywide Referral Replace 3 (S)	3, 6, 7, 9, 2, 4	released	\$630,000.00	\$0.00	\$81,828.47	\$38,086.80	\$9,956,372.00	(\$9,326,372.00)
Public Utilities	AJA00001	B24049	Kensington Improv 2 (S)	9	released	\$200,000.00	\$0.00	\$67,795.89	\$121,200.66	\$5,159,000.00	(\$4,959,000.00)
Public Utilities	AJA00001	B24051	Otay Mesa West Improv 1 (S)	8	released	\$568,360.00	\$0.00	\$118,832.97	\$97,906.17	\$14,209,000.00	(\$13,640,640.00)
Public Utilities	AJA00001	B24052	Teralta West Improv 1 (S)	9	released	\$570,000.00	\$0.00	\$242,519.83	\$238,990.53	\$12,536,000.00	(\$11,966,000.00)
Public Utilities	AJA00001	B24054	Mission Valley West Improv 2 (S)	3, 2	released	\$802,833.00	\$2,638.05	\$361,390.88	\$248,777.19	\$6,183,000.00	(\$5,380,167.00)
Public Utilities	AJA00001	B24055	University City Improv 3 (S)	6	released	\$530,755.30	\$0.00	\$234,260.76	\$163,452.15	\$5,880,460.00	(\$5,349,704.70)
Public Utilities	AJA00001	B24056	Ridgeview Webster Improv 1 (S)	9, 4	released	\$300,000.00	\$357.08	\$113,744.88	\$69,696.96	\$1,905,000.00	(\$1,605,000.00)
Public Utilities	AJA00001	B24070	Valencia Park Improv 6 (S)	4	released	\$550,000.00	\$59,785.70	\$236,785.41	\$139,153.39	\$6,865,700.00	(\$6,315,700.00)
Public Utilities	AJA00001	B24088	Sewer & AC Water Group 764B (S)	2	released	\$1,100,893.75	\$424,243.96	\$456,883.58	\$183,936.18	\$1,179,522.30	(\$78,628.55)
Public Utilities	AJA00001	B24097	University Heights Improv 1A (S)	3	released	\$484,982.17	\$0.00	\$46,054.48	\$198,627.07	\$15,650,000.00	(\$15,165,017.83)
Public Utilities	AJA00001	B24098	Clairemont Mesa East Improv 5 (S)	2	released	\$850,000.00	\$0.00	\$383,111.66	\$311,281.42	\$22,869,200.00	(\$22,019,200.00)
Public Utilities	AJA00001	B24100	Florida St Sewer Main Repl	3	released	\$475,854.00	\$9,079.00	\$233,496.49	\$741.69	\$475,854.49	(\$0.49)
Public Utilities	AJA00001	B24154	5651 Glenstone Way Sewer Main Repl	6	released	\$190,715.00	\$0.00	\$0.00	\$190,715.00	\$190,714.91	\$0.09
Public Utilities	AJA00001	B25016	AC Water & Sewer Group 1033 West (S)	3	released	\$698,173.25	\$0.00	\$9,275.07	\$688,898.18	\$7,778,202.38	(\$7,080,029.13)
Public Utilities	AJA00001	B25026	Pacific Highway 8-in Swr Repl Emergency	2	released	\$1,800,000.00	\$1,500,000.00	\$83,571.29	\$216,428.71	\$1,800,000.00	\$0.00
Public Utilities	AJA00001	B25033	3041 Pennant Way Sewer Main Repl	6	released	\$141,131.00	\$0.00	\$0.00	\$141,131.00	Not in P6	N/A
Public Utilities	AJA00001	B25037	South Park Improv 1 (S)	3	released	\$200,000.00	\$0.00	\$30,776.39	\$169,223.61	Not in P6	N/A
Public Utilities	AJA00001	B25039	La Jolla Improv 7 (S)	3	released	\$200,000.00	\$0.00	\$12,239.86	\$187,760.14	\$1,000,000.00	(\$800,000.00)
Public Utilities	AJA00001	B25042	Bay Ho Improv 4 (S)	2	released	\$200,000.00	\$0.00	\$107,646.08	\$92,353.92	\$9,035,500.00	(\$8,835,500.00)
Public Utilities	AJA00002	AJA00002	Pipeline Rehabilitation	N/A	N/A	\$5,920,018.93	\$20,000.00	\$0.00	\$5,900,018.93	N/A	N/A
Public Utilities	AJA00002	B14125	Pipeline Rehabilitation AF-1	1, 6	completed	\$4,939,021.20	\$0.00	\$2,583.61	\$214,472.60	\$4,939,021.20	\$0.00
Public Utilities	AJA00002	B16001	Pipeline Rehabilitation AL-1	1	completed	\$4,490,874.30	\$0.00	\$2,807.00	\$219,542.41	\$4,513,874.30	(\$23,000.00)
Public Utilities	AJA00002	B16135	Pipeline Rehabilitation AN-1	7	completed	\$5,594,770.15	\$0.00	\$12,109.09	\$83,202.29	\$5,589,443.00	\$5,327.15
Public Utilities	AJA00002	B17150	Pipeline Rehabilitation AR-1	2	completed	\$4,834,691.41	\$0.00	\$0.00	\$108,628.26	\$4,809,030.00	\$25,661.41
Public Utilities	AJA00002	B17151	Pipeline Rehabilitation AQ-1	7	completed	\$5,918,8					

Asset Owning Dept	Parent	Funded Program	Funded Program Name	Council District	Project Status	PTD Budget	CY Encumbrances	CY Actuals	Remaining Budget	Estimated Project Cost	Future Budget Requirement
Public Utilities	AJA00002	B18203	PIPELINE REHABILITATION AX-1	4	completed	\$4,336,400.80	\$399,123.38	\$9,593.14	\$103,788.99	\$4,336,400.00	\$0.80
Public Utilities	AJA00002	B18212	PIPELINE REHABILITATION AY-1	1, 7, 2	completed	\$5,748,419.56	\$0.00	\$20,610.61	\$90,760.81	\$5,748,420.06	(\$0.50)
Public Utilities	AJA00002	B18224	Accelerated Pipeline Rehab Ref Group 850	3, 6, 8, 9, 2	released	\$1,240,168.87	\$251,409.86	\$25,131.88	\$201,120.96	\$3,561,510.42	(\$2,321,341.55)
Public Utilities	AJA00002	B19145	Sewer Rehab 1051A	7	completed	\$1,172,261.72	\$160,311.31	\$1,000.00	\$123,328.92	\$1,172,260.68	\$1.04
Public Utilities	AJA00002	B19201	Pipeline Rehabilitation BB-1	7, 2	completed	\$5,443,507.95	\$98,754.54	\$7,167.54	\$83,360.32	\$5,738,200.00	(\$294,692.05)
Public Utilities	AJA00002	B20014	Pipeline Rehabilitation BA-1	7	released	\$4,839,250.68	\$233,237.33	\$237,519.21	\$19,336.43	\$4,939,250.36	(\$99,999.68)
Public Utilities	AJA00002	B21003	Tierrasanta Improvements 1 (sewer)	7	completed	\$2,577,078.00	\$3,954.50	\$22,121.36	\$7,371.58	\$3,990,000.00	(\$1,012,922.00)
Public Utilities	AJA00002	B21043	Mira Mesa Improvements 1 (sewer)	6	completed	\$2,692,187.02	\$0.00	\$108,817.78	\$514,881.30	\$2,784,403.02	(\$92,216.00)
Public Utilities	AJA00002	B21044	University City Improvements 2 (sewer)	6	released	\$5,131,400.00	\$3,620,418.83	\$238,601.06	\$9,111,376.68	\$3,979,975.68	(\$3,979,975.68)
Public Utilities	AJA00002	B21045	Torrey Pines Improvements 1 (sewer)	6	released	\$3,102,646.78	\$2,131,092.17	\$92,022.01	\$368,181.61	\$3,102,647.17	(\$0.39)
Public Utilities	AJA00002	B22006	Skyline Improv 1 (S)	4	released	\$5,595,657.35	\$3,833,732.00	\$183,195.03	\$1,125,625.39	\$5,595,657.70	(\$0.35)
Public Utilities	AJA00002	B22007	Encanto Improv 3 (S)	4	released	\$1,216,000.00	\$0.00	\$17,952.35	\$98,710.24	\$5,262,900.00	(\$4,046,900.00)
Public Utilities	AJA00002	B22008	Chollas View Improv 1 (S)	4	released	\$1,572,851.00	\$7,792.00	\$315,468.49	\$101,455.54	\$8,523,700.00	(\$6,950,849.00)
Public Utilities	AJA00002	B22011	Jamacha Lomita Improv 1 (S)	4	released	\$3,482,064.85	\$319,725.47	\$469,748.39	\$344,368.52	\$3,606,936.13	(\$124,871.28)
Public Utilities	AJA00002	B22022	Lake Murray Improv 3 (S)	7	released	\$6,542,210.50	\$4,786,338.00	\$387,860.77	\$774,903.69	\$7,473,984.18	(\$931,773.68)
Public Utilities	AJA00002	B22071	Point Loma Heights Improv 1 (S)	2	released	\$475,000.00	\$0.00	\$4,402.46	\$16,564.45	\$9,967,000.00	(\$9,492,000.00)
Public Utilities	AJA00002	B22097	Roseville/Fleet Ridge Improv 1 (S)	2	released	\$300,000.00	\$0.00	\$20,743.82	\$31,536.88	\$5,613,507.08	(\$5,313,507.08)
Public Utilities	AJA00002	B23042	Rancho Bernardo Improv 1 (S)	5	released	\$3,491,879.33	\$1,077,346.86	\$1,538,941.05	\$372,192.06	\$11,287,169.43	(\$7,795,290.10)
Public Utilities	AJA00002	B23111	Scripps Ranch Improv 2 (S)	5	released	\$650,000.00	\$0.00	\$183,291.86	(\$19,381.72)	\$13,864,000.00	(\$13,214,000.00)
Public Utilities	AJA00002	B23112	Serra Mesa Improv 1 Rehab (S)	7	released	\$3,022,566.14	\$1,254,622.50	\$120,935.20	\$1,387,984.77	\$3,022,565.63	\$0.51
Public Utilities	AJA00002	B24043	Citywide Referral Rehab 1 (S)	1, 6, 8, 5, 2	released	\$465,000.00	\$0.00	\$101,023.38	\$24,569.39	\$3,386,585.36	(\$2,921,585.36)
Public Utilities	AJA00002	B24053	Linda Vista Improv 1 (S)	7	released	\$4,428,480.85	\$2,968,948.54	\$271,398.26	\$1,021,255.81	\$4,527,000.00	(\$98,519.15)
Public Utilities	AJA00002	B25031	Citywide Referral MH Rehab 1	1, 3, 6, 7, 5, 2	released	\$200,000.00	\$0.00	\$145,107.89	\$54,892.11	\$980,000.00	(\$780,000.00)
Public Utilities	AJA00002	B25043	Clairemont Mesa East Improv 7 (S)	2	released	\$200,000.00	\$0.00	\$12,670.41	\$17,329.59	\$6,058,000.00	(\$5,858,000.00)
Public Utilities	AJA00002	B25051	Encanto Improv 3A (S)	4	released	\$360,000.00	\$0.00	\$17,810.45	\$342,189.55	\$5,045,800.00	(\$4,685,800.00)
Public Utilities	AJA00002	B25090	Citywide Referral Rehab 4 (S)	1, 2, 3, 4, 5, 6, 7, 8, 9	released	\$200,000.00	\$0.00	\$38,092.86	\$161,907.14	Not in P6	N/A
Public Utilities	AJB00001	AJB00001	Metropolitan Waste Water Department Trunk Sewers	N/A	N/A	\$2,833,865.50	\$0.00	\$0.00	\$2,833,865.50	N/A	N/A
Public Utilities	AJB00001	B16056	Mira Mesa Trunk Sewer Improvement	6	completed	\$9,402,757.52	\$34,776.00	\$27,235.78	\$1,997,414.21	\$7,686,926.00	\$1,715,831.52
Public Utilities	AJB00001	B23114	SMI Odor Control and Siphon Vault Rehab	Non-City	released	\$200,000.00	\$0.00	\$0.00	\$200,000.00	Not in P6	N/A
Public Utilities	AJB00001	B24010	Sewer Repl at Rady Childrens Hospital PA	7	released	\$750,000.00	\$0.00	\$0.00	\$750,000.00	Not in P6	N/A
Public Utilities	AJB00001	B24090	North/South Metro Intercep Manhole Rehab	3, 8, 2	released	\$100,000.00	\$0.00	\$36,891.79	\$4,802.53	\$1,160,000.00	(\$1,060,000.00)
Public Utilities	AKA00001	B21110	Paradise Mesa Pipeline Improvements	4	completed	\$900,000.00	\$2,000.00	\$81,963.63	\$49,435.38	\$899,999.61	\$0.39
Public Utilities	AKA00002	AKA00002	Pressure Reduction Facility Upgrades	N/A	N/A	\$5,176,521.70	\$0.00	\$0.00	\$5,176,521.70	N/A	N/A
Public Utilities	AKA00002	B16017	Pressure Reducing Stations Upgrades Ph1	1, 3, 6, 7, 9	released	\$2,055,579.30	\$27,605.52	\$50,480.75	\$62,833.61	\$12,305,000.00	(\$10,249,420.70)
Public Utilities	AKA00002	B23050	Pressure Reducing Stations Upgrades 2a	1, 3, 6, 7	released	\$590,000.00	\$0.00	\$283,532.16	\$76,384.76	\$15,960,000.00	(\$15,370,000.00)
Public Utilities	AKA00002	B24105	Pressure Reducing Stations Upgrades 3	3, 8, 9, 4	released	\$350,000.00	\$0.00	\$171,044.55	\$118,095.72	\$16,780,000.00	(\$16,430,000.00)
Public Utilities	AKA00002	B24121	Pressure Reducing Stations Upgrades 4	5	released	\$200,000.00	\$0.00	\$132,873.96	\$63,849.38	\$16,000,000.00	(\$15,800,000.00)
Public Utilities	AKA00002	B24127	Pressure Reducing Stations Upgrades 2b	3, 7	released	\$390,000.00	\$0.00	\$279,508.17	\$79,591.67	\$8,350,000.00	(\$7,960,000.00)
Public Utilities	AKA00002	B24133	Pressure Reducing Stations Upgrades 5	6, 5	released	\$450,000.00	\$0.00	\$436,295.90	\$9,109.82	\$16,700,000.00	(\$16,250,000.00)
Public Utilities	AKA00003	AKA00003	Large Diameter Water Transmission PPL	N/A	N/A	\$7,986,333.78	\$0.00	\$0.00	\$7,986,333.78	N/A	N/A
Public Utilities	AKA00003	B14092	Oray 2nd Pipeline Phase 1	4	released	\$24,704,166.04	\$89,144.09	\$1,442,381.77	\$82,261.71	\$26,969,393.18	(\$25,267,227.14)
Public Utilities	AKA00003	B15134	Oray 1st & Larger CI W/S Main Repl Group A - water	1, 3, 7, 2	released	\$7,227,614.14	\$48,300.00	\$5,673.86	\$24,199.39	\$7,227,614.14	\$0.00
Public Utilities	AKA00003	B16158	Oray 2nd Pipeline Phase 3	Non-City	released	\$10,548,200.00	\$490,523.92	\$167,057.47	\$5,466,694.89	\$42,256,000.00	(\$31,717,800.00)
Public Utilities	AKA00003	B20015	Miramar Valves Replacement	7	released	\$1,600,000.00	\$180,210.45	\$850,590.51	\$75,305.93	\$2,100,000.00	(\$500,000.00)
Public Utilities	AKA00003	B21109	San Carlos Interconnect & Transmission Pipeline	7	released	\$7,537,165.00	\$307,538.16	\$435,093.20	\$5,726,635.16	\$12,057,995.16	(\$4,520,830.16)
Public Utilities	AKA00003	B21113	Morena Blvd Bridge Wtr Pipeline Replacement	3, 7, 2	released	\$1,371,844.00	\$0.00	\$7,264.63	\$1,223,381.29	\$3,839,100.00	(\$2,467,256.00)
Public Utilities	AKA00003	B23075	Miramar Valve No2 Replacement	5	released	\$270,000.00	\$95,083.00	\$31,992.04	\$62,218.63	\$1,778,105.00	(\$1,508,105.00)
Public Utilities	AKA00003	B24099	San Vicente Pipelines Improvements	Non-City	released	\$200,000.00	\$0.00	\$33,466.33	\$22,586.21	\$7,739,000.00	(\$7,539,000.00)
Public Utilities	AKA00003	B25032	Sutherland Pipeline Rehabilitation	Non-City	released	\$200,000.00	\$0.00	\$0.00	\$200,000.00	Not in P6	N/A
Public Utilities	AKB00002	AKB00002	Freeway Relocation	N/A	N/A	\$214,797.77	\$0.00	\$0.00	\$214,797.77	N/A	N/A
Public Utilities	AKB00003	AKB00003	Water Main Replacements	N/A	N/A	\$27,507,463.66	\$3,000.00	\$0.00	\$27,504,463.66	N/A	N/A
Public Utilities	AKB00003	B00032	Water Group Job 525C	8	released	\$1,089,550.58	\$164,425.67	\$85,406.56	\$34,424.46	\$5,474,000.00	(\$4,384,449.42)
Public Utilities	AKB00003	B00131	Water Group 525 E	8	released	\$1,348,315.38	\$269,746.41	\$171,317.70	\$3,437.99	\$6,478,000.00	(\$5,129,684.62)
Public Utilities	AKB00003	B11036	Sewer & Water Group 940 (W)	9, 4	completed	\$5,073,354.29	\$0.00	\$0.00	\$92.83	\$5,073,353.55	\$0.74
Public Utilities	AKB00003	B11048	Water Group Job 952	3, 8	released	\$19,026,039.20	\$6,887,331.00	\$2,465,260.28	\$1,270,444.10	\$19,026,039.43	(\$0.23)
Public Utilities	AKB00003	B12057	Water and Sewer Group 965 (W)	1	released	\$8,925,441.28	\$5,535,116.92	\$70,272.77	\$1,100,243.08	\$14,200,519.46	(\$5,275,078.18)
Public Utilities	AKB00003	B12072	Water & Sewer Group 963 (W)	9	completed	\$4,487,837.98	\$113,394.70	\$33,987.87	\$189,101.95	\$4,487,837.98	\$0.00
Public Utilities	AKB00003	B12110	CALTRANS Pacific Beach PPL Central (W)	2	completed	\$684,233.25	\$0.00	\$0.00	\$10,000.00	\$684,232.71	\$0.54
Public Utilities	AKB00003	B13011	Sewer & Water CI Crown Pt s/o La Playa (W)	1	released	\$4,314,680.48	\$946,796.98	\$62,041.62	(\$1,723.32)	\$4,694,679.80	(\$379,989.32)
Public Utilities	AKB00003	B13186	Water and Sewer GJ 955 (W)	6, 7, 2	completed	\$4,993,102.64	\$179,891.69	\$23,245.02	\$4,993,102.64	\$4,993,102.64	(\$10,000.00)
Public Utilities	AKB00003	B13197	Sewer & AC Water Group 776 (W)	9	completed	\$2,874,999.84	\$0.00	\$2,889.76	\$12,584.72	\$2,874,999.84	\$0.00
Public Utilities	AKB00003	B14099	Water Group 968	3, 9, 2, 4	completed	\$7,527,772.43	\$81,761.50	\$34,054.75	\$411,310.48	\$7,527,773.19	(\$0.76)
Public Utilities	AKB00003	B14100	Water Group 969	1, 3, 9, 2, 4	completed	\$2,973,934.44	\$260,602.00	(\$1,500.01)	(\$0.00)	\$2,973,934.44	\$0.00
Public Utilities	AKB00003	B15001	AC Water & Sewer Group 1026 (W)	9	completed	\$8,565,112.65	\$0.00	\$0.00	\$197,600.10	\$8,565,110.71	\$1.94
Public Utilities	AKB00003	B15030	Redwood Village Standpipe Main Replacement	9	released	\$1,617,175.00	\$395,000.00	\$50,826.73	\$677,401.11	\$1,796,001.70	(\$178,826.70)
Public Utilities	AKB00003	B15041	AC Water & Sewer Group 1011 (W)	1	completed	\$8,716,673.16	\$41,973.34	(\$13,703.39)	\$3,713.40	\$8,716,673.16	\$0.00
Public Utilities	AKB00003	B15069	Sewer and AC Water Group 778 (W)	4	completed	\$13,984,299.89	\$1,103,666.43	(\$17,057.66)	\$390,404.67	\$13,859,479.18	\$124,820.71
Public Utilities	AKB00003	B15070	Sewer and AC Water Group 793 (W)	8	released	\$2,398,753.77	\$187,624.35	\$17,335.99	\$15,350.08	\$2,398,753.75	\$0.02
Public Utilities	AKB00003	B15078	AC Water & Sewer Group 1014 (W)	9	completed	\$7,479,892.43	\$0.00	\$0.00	\$64,137.97	\$7,777,836.41	(\$297,943.98)
Public Utilities	AKB00003	B15119	AC Water & Sewer Group 1017 (W)	2	completed	\$7,490,216.78	\$347,247.24	(\$87,959.18)	\$28,822.93	\$7,670,979.63	(\$180,762.85)
Public Utilities	AKB00003	B15121	AC Water & Sewer Group 1027 (W)	3	completed	\$7,549,413.71	\$0.00	\$100,544.10	\$284,815.02	\$7,549,413.71	\$0.00
Public Utilities	AKB00003	B15156	AC Water & Sewer Group 1013 (W)	9	completed	\$15,007,106.51	\$1,057,194.12	\$189,198.26	\$195,462.59	\$15,007,107.00	(\$0.49)
Public Utilities	AKB00003	B15174	AC Water and Sewer Group 1029 (W)	4	completed	\$8,807,400.00	\$0.00	\$50,450.85	\$697,483.02	\$10,105,092.00	(\$1,297,692.00)
Public Utilities	AKB00003	B15203	Tecolote Cyn GC Water Conn	7, 2	released	\$5,711,481.28	\$299,948.78	\$35,418.79	\$29,096.21	\$2,047,698.26	(\$1,476,216.98)
Public Utilities	AKB00003	B15207	Sewer & AC Water Group 697A (W)	3, 8	completed	\$1,860,661.71	\$0.00	(\$11,555.71)	\$36,902.25	\$1,891,636.63	(\$30,742.92)
Public Utilities	AKB00003	B16022	College Area Sewer & AC Water Main Repl (W)	9	released	\$3,271,617.08	\$242,814.79	\$329,604.79	\$238,601.06	\$3,271,617.08	\$0.00
Public Utilities	AKB00003	B16023	Remaining Small Diameter CI Water Ph2	3, 8, 7, 9, 4	released	\$10,155,027.83	\$2,737,644.07	\$677,868.20	\$78,713.53	\$10,505,027.36	(\$349,999.73)
Public Utilities	AKB00003	B16041	Sewer & AC Water Group 794 (W)	8	completed	\$2,984,666.81	\$135,734.71	\$200,189.33	\$331,047.57	\$4,794,585.72	(\$1,809,918.91)
Public Utilities	AKB00003	B16081	AC Water & Sewer Group 1018 (W)	1, 2	completed	\$13,862,911.05	\$93,473.80	\$1,235,236.20	\$291,449.03	\$13,862,910.90	\$0.15
Public Utilities	AKB00003	B16082	AC Water & Sewer Group 1024 (W)	4	completed	\$14,490,362.13	\$40,198.03	\$84,815.14	\$432,363.32	\$14,508,643.98	(\$18,281.85)
Public Utilities	AKB00003	B16087	Sewer & AC Water Group 8								

Asset Owning Dept	Parent	Funded Program	Funded Program Name	Council District	Project Status	PTD Budget	CY Encumbrances	CY Actuals	Remaining Budget	Estimated Project Cost	Future Budget Requirement
Public Utilities	AKB00003	B17115	Sewer and AC Water Group 812 (W)	1	completed	\$5,580,190.45	\$127,414.68	\$521,558.11	(\$32,935.19)	\$5,751,086.33	(\$170,895.88)
Public Utilities	AKB00003	B17116	Sewer and AC Water Group 763 (W)	7, 2	completed	\$2,774,235.29	\$533,673.50	\$8,482.24	\$238,151.64	\$2,774,235.03	\$0.26
Public Utilities	AKB00003	B17140	Balboa Park Pipeline Repl Ph II (W)	3	completed	\$7,612,491.33	\$92,027.50	\$77,589.72	\$19,836.42	\$7,970,947.78	(\$358,456.45)
Public Utilities	AKB00003	B17141	Balboa Park Pipeline Repl Ph III (W)	3	completed	\$5,529,065.38	\$635,255.99	\$388,039.70	\$231,870.26	\$5,529,065.67	(\$0.29)
Public Utilities	AKB00003	B17153	AC Water Group 1038	6, 5	released	\$11,797,864.88	\$1,274,090.02	\$1,835,186.94	\$1,114,066.08	\$13,600,483.71	(\$1,802,618.83)
Public Utilities	AKB00003	B17167	Sewer and AC Water Group 765 (W)	4	completed	\$4,484,658.33	\$0.00	\$10,290.11	\$389,557.88	\$4,498,504.66	(\$13,846.33)
Public Utilities	AKB00003	B17169	Mission Beach Water & Sewer Repl (W)	2	released	\$16,545,403.52	\$3,169,867.07	\$947,042.96	\$214,547.12	\$17,045,403.52	(\$500,000.00)
Public Utilities	AKB00003	B17177	AC Water & Sewer Group 1042 (W)	6	completed	\$10,666,153.81	\$151.86	\$13,186.19	\$237,760.84	\$10,666,153.81	\$0.00
Public Utilities	AKB00003	B17196	AC Water & Sewer Group 1044 (W)	9	completed	\$4,016,513.92	\$0.00	\$20,254.50	\$4,016,513.92	\$4,016,513.92	(\$85,000.00)
Public Utilities	AKB00003	B18013	AC Water Group 1039	8, 4	released	\$2,055,393.00	\$211,830.23	\$160,398.02	\$186,876.38	\$24,837,331.23	(\$22,781,938.23)
Public Utilities	AKB00003	B18021	AC Water & Sewer Group 1033 (W)	3	released	\$3,863,780.49	\$607,756.93	\$412,266.45	\$628,178.95	\$27,023,094.81	(\$23,159,314.32)
Public Utilities	AKB00003	B18064	Sewer & AC Water Group 1034 (W)	2	released	\$948,422.38	\$0.00	\$42,165.14	\$82,046.10	\$9,201,600.00	(\$8,253,177.62)
Public Utilities	AKB00003	B18068	AC Water & Sewer Group 1040 (W)	8	released	\$5,021,705.12	\$2,539,368.04	\$36,442.19	\$810,825.89	\$10,573,088.32	(\$5,551,383.20)
Public Utilities	AKB00003	B18071	Sewer & AC Water Group 765A (W)	4	released	\$10,273,865.91	\$4,279,231.13	\$1,269,610.94	\$711,197.63	\$10,483,926.46	(\$210,060.55)
Public Utilities	AKB00003	B18072	Sewer & AC Water Group 841 (W)	9	completed	\$1,968,077.85	\$1,566.18	\$3,963.69	\$139,016.28	\$1,968,077.81	\$0.04
Public Utilities	AKB00003	B18075	Water Group 970 CI	1, 2, 3, 7, 9	closed	\$7,097,227.08	\$0.00	\$147.07	\$0.00	N/A	N/A
Public Utilities	AKB00003	B18077	Water Group 972 CI	3, 8, 7, 9, 4	released	\$6,089,351.48	\$3,762,158.22	\$294,407.60	\$708,298.97	\$6,255,694.76	(\$166,343.28)
Public Utilities	AKB00003	B18088	AC Water & Sewer Group 1048 (W)	6	released	\$3,416,691.26	\$1,859,043.76	\$147,966.37	\$275,771.02	\$3,873,884.42	(\$457,193.16)
Public Utilities	AKB00003	B18089	AC Water & Sewer Group 1049 (W)	6, 7, 2	released	\$2,235,442.06	\$11,000.00	\$105,645.77	\$77,074.77	\$52,534,592.67	(\$50,299,150.61)
Public Utilities	AKB00003	B18090	AC Water & Sewer Group 1050 (W)	7, 9, 2	completed	\$11,903,909.65	\$1,008,001.67	\$374,499.85	\$117,670.58	\$11,903,909.75	(\$0.10)
Public Utilities	AKB00003	B18091	AC Water & Sewer Group 1051 (W)	7	completed	\$2,126,334.49	\$9,042.29	\$3,565.18	\$70,036.29	\$2,141,334.22	(\$14,999.73)
Public Utilities	AKB00003	B18092	AC Water & Sewer Group 1052 (W)	8, 4	released	\$11,194,377.66	\$1,134,543.86	\$1,544,429.15	\$160,910.25	\$11,407,583.21	(\$213,205.55)
Public Utilities	AKB00003	B18093	AC Water & Sewer Group 1053 (W)	8, 4	released	\$9,260,851.08	\$327,697.50	\$701,404.54	\$192,525.69	\$9,316,773.66	(\$55,922.58)
Public Utilities	AKB00003	B18104	Alvarado TS Water Main Relocations	7	released	\$600,000.00	\$0.00	\$77,671.41	(\$27,096.33)	\$11,341,866.65	(\$10,741,866.65)
Public Utilities	AKB00003	B18107	AC Water & Sewer Group 1054 (W)	9, 4	released	\$359,000.00	\$12,960.46	\$32,960.46	\$28,069.82	\$9,589,375.00	(\$9,230,375.00)
Public Utilities	AKB00003	B18113	Sewer & AC Water Group 786 (W)	1	completed	\$1,417,967.09	\$0.00	\$1,952.48	\$20,069.82	\$1,417,967.09	\$0.00
Public Utilities	AKB00003	B18114	Sewer & AC Water Group 1037 (W)	3	released	\$590,630.00	\$0.00	\$16,634.80	\$84,483.14	\$6,098,400.00	(\$5,507,770.00)
Public Utilities	AKB00003	B18115	Sewer & AC Water Group 1055 (W)	3	released	\$817,155.84	\$30,869.43	\$45,046.53	\$55,143.04	\$3,924,495.00	(\$3,107,339.16)
Public Utilities	AKB00003	B18121	AC Water & Sewer Group 1036 (W)	1, 9	completed	\$6,352,998.25	\$0.00	\$36,076.67	\$75,745.88	\$6,547,904.56	(\$194,906.31)
Public Utilities	AKB00003	B18181	AC Water & Sewer Group 1056 (W)	7	completed	\$11,349,959.59	\$10,936.84	\$141,064.84	\$9,317.33	\$11,509,960.42	(\$160,000.83)
Public Utilities	AKB00003	B18193	Sewer & AC Water Group 1058 (W)	1	released	\$700,000.00	\$0.00	\$41,944.01	\$120,123.35	\$4,200,000.00	(\$3,500,000.00)
Public Utilities	AKB00003	B18195	AC Water & Sewer Group 1057 (W)	1	released	\$597,780.00	\$0.00	\$94,004.75	\$746.03	\$8,795,380.00	(\$8,197,600.00)
Public Utilities	AKB00003	B18197	Talmadge AC Water Main Replacement	9	completed	\$2,797,832.99	\$0.00	\$35,536.90	\$9,219.92	\$2,822,832.99	(\$25,000.00)
Public Utilities	AKB00003	B18200	Clairemont Mesa E Improv 1 (W)	2	completed	\$7,266,600.13	\$357,195.01	\$248,681.52	\$63,194.98	\$7,115,160.42	\$151,439.71
Public Utilities	AKB00003	B18208	Scripps Ranch Improv 1 (W)	6, 5	released	\$7,230,210.85	\$362,964.65	\$1,372,124.91	\$736,645.22	\$7,485,561.15	(\$255,350.30)
Public Utilities	AKB00003	B18209	Encanto Improv 1 (W)	4	released	\$14,696,834.31	\$4,308,138.49	\$2,692,339.95	\$5,096,896.39	\$15,256,967.32	(\$560,133.01)
Public Utilities	AKB00003	B18210	Lincoln Park Improvement 1 (W)	4	released	\$1,043,987.20	\$158,924.00	\$49,641.81	\$77,407.03	\$5,486,987.20	(\$4,443,000.00)
Public Utilities	AKB00003	B18215	Damon Ave Water Main Extension & AC Repl	1	completed	\$1,916,953.59	\$177,062.98	(\$3,324.47)	\$737.26	\$2,182,157.44	(\$265,203.85)
Public Utilities	AKB00003	B19027	Bay Park Improv 1 (W)	2	released	\$1,263,178.62	\$0.00	\$177,602.34	\$324,943.56	\$8,165,384.52	(\$6,902,205.90)
Public Utilities	AKB00003	B19028	Morena Improv 1 (W)	7	released	\$6,343,190.88	\$1,675,422.30	\$2,418,572.54	\$171,189.24	\$6,592,256.95	(\$249,066.07)
Public Utilities	AKB00003	B19034	Hillcrest Improv 1 (W)	3	released	\$804,197.02	\$94,563.13	\$37,821.44	\$62,160.24	\$4,035,250.00	(\$3,231,052.98)
Public Utilities	AKB00003	B19035	Encanto Improv 2 (W)	4	released	\$3,846,183.37	\$2,580,392.16	\$137,711.62	\$537,347.53	\$12,287,129.00	(\$8,440,945.63)
Public Utilities	AKB00003	B19083	Allied Gardens Improv 1 (W)	3	released	\$722,023.62	\$24,181.40	\$47,916.32	\$30,020.67	\$6,529,300.00	(\$5,807,276.48)
Public Utilities	AKB00003	B19086	University City Improv 1 (W)	6	released	\$8,810,860.34	\$7,264,580.63	\$186,584.02	\$768,228.35	\$10,889,974.45	(\$2,079,114.11)
Public Utilities	AKB00003	B19093	Rancho Penasquitos Improv 1 (W)	5	released	\$7,213,376.06	\$501,812.68	\$867,970.18	\$1,931,582.63	\$7,341,257.02	(\$127,880.96)
Public Utilities	AKB00003	B19106	Bay Ho Improv 2 (W)	2	released	\$2,890,963.63	\$1,472,135.00	\$113,277.32	\$376,792.73	\$7,463,252.39	(\$4,572,288.76)
Public Utilities	AKB00003	B19117	La Jolla Improv 2 (W)	1	released	\$9,431,734.09	\$2,977,430.65	\$1,913,675.86	\$1,036,172.70	\$11,412,764.31	(\$1,981,030.22)
Public Utilities	AKB00003	B19119	AC Water & Sewer Group 1054A (W)	9, 4	released	\$596,000.00	\$0.00	\$88,445.98	\$157,752.04	\$3,095,205.69	(\$2,499,205.69)
Public Utilities	AKB00003	B19120	La Jolla Improv 1 (W)	1	released	\$8,188,467.51	\$3,017,619.12	\$35,324.79	\$3,998,607.13	\$10,866,014.38	(\$2,677,546.87)
Public Utilities	AKB00003	B19134	Bay Ho Improv 3 (W)	2	released	\$8,253,917.44	\$3,106,164.18	\$2,464,112.98	\$1,088,964.47	\$9,550,407.31	(\$1,296,489.87)
Public Utilities	AKB00003	B19135	Lake Murray Improv 2 (W)	7	released	\$14,372,281.89	\$2,502,703.85	\$1,214,218.45	\$702,373.21	\$14,814,968.91	(\$442,687.02)
Public Utilities	AKB00003	B19141	Redwood Village/Rolando Park Improv 1 (W)	9	released	\$4,842,027.66	\$3,063,450.00	\$210,711.60	\$940,159.54	\$8,351,274.05	(\$3,509,246.39)
Public Utilities	AKB00003	B19142	Pacific Beach Improv 1 (W)	1	released	\$1,817,534.00	\$108,211.55	\$254,779.93	\$71,015.90	\$8,710,558.00	(\$6,893,024.00)
Public Utilities	AKB00003	B19148	College West Improv 1 (W)	9	released	\$797,069.88	\$0.00	\$5,835.73	\$107,464.00	\$10,018,773.55	(\$9,221,703.67)
Public Utilities	AKB00003	B19149	College West Improv 2 (W)	9	released	\$494,252.41	\$0.00	\$56,666.30	\$5,277.54	\$2,940,700.00	(\$2,446,447.59)
Public Utilities	AKB00003	B19160	Sewer & AC Water Group 793A (W)	8	released	\$3,956,481.16	\$2,194,430.85	\$243,983.82	\$638,477.89	\$12,636,033.40	(\$8,679,552.24)
Public Utilities	AKB00003	B19166	AC Water and Sewer Group 1052A (W)	8, 4	completed	\$7,965,041.19	\$44,361.87	\$281,227.70	\$336,768.00	\$8,040,041.19	(\$75,000.00)
Public Utilities	AKB00003	B19190	Allied Gardens Improv 2 (W)	7	released	\$160,000.00	\$0.00	\$35,054.48	\$57,346.91	\$1,037,770.00	(\$877,770.00)
Public Utilities	AKB00003	B19194	Redwood Village/Rolando Park Improv 2 (W)	9, 4	released	\$9,561,133.92	\$243.50	\$2,213,649.61	\$6,357,888.48	\$15,216,794.57	(\$5,655,660.65)
Public Utilities	AKB00003	B19196	Mission Valley West Improv 1 (W)	3	released	\$1,475,485.80	\$13,364.14	\$146,987.14	\$113,488.25	\$13,489,079.00	(\$11,993,593.20)
Public Utilities	AKB00003	B19199	AC Water Group 1023A	3	released	\$353,360.00	\$148,426.25	\$56,639.62	\$51,397.98	\$1,754,360.00	(\$1,401,000.00)
Public Utilities	AKB00003	B19205	AC Water and Sewer Group 1023B (W)	3	released	\$3,811,480.66	\$636,333.50	\$905,712.57	\$57,837.42	\$4,362,075.06	(\$550,594.40)
Public Utilities	AKB00003	B19210	Eugene PL & Raymond St Water Replacement	9	closed	\$450,033.78	\$0.00	(\$243.33)	\$0.00	N/A	N/A
Public Utilities	AKB00003	B20005	Clairemont Mesa East Improv 2 (W)	2	released	\$16,651,409.83	\$6,638,576.14	\$2,413,904.27	\$1,805,505.05	\$17,281,814.92	(\$630,405.09)
Public Utilities	AKB00003	B20009	Bay Park Improv 2 (W)	2	released	\$615,085.46	\$0.00	\$3,272.29	\$52,195.89	\$8,439,200.00	(\$7,824,114.54)
Public Utilities	AKB00003	B20010	Colina Del Sol Improv 1 (W)	9	released	\$1,326,094.94	\$206,712.22	\$103,234.40	\$113,386.64	\$12,165,952.00	(\$10,839,857.06)
Public Utilities	AKB00003	B20023	La Jolla Improv 3 (W)	1	released	\$1,247,569.00	\$297,899.00	\$28,521.86	\$24,145.81	\$7,210,067.00	(\$5,962,498.00)
Public Utilities	AKB00003	B20025	Paradise Hills Improv 1 (W)	4	released	\$3,962,396.39	\$388,565.34	\$2,051,563.63	\$393,795.57	\$4,085,378.65	(\$122,982.26)
Public Utilities	AKB00003	B20029	Bay Terraces Improv 1 (W)	4	released	\$8,322,676.29	\$5,620,443.35	\$639,124.98	\$679,237.29	\$8,636,503.59	(\$313,827.30)
Public Utilities	AKB00003	B20030	Stockton Improv 1 (W)	8, 9	released	\$367,526.55	\$0.00	\$420,490.11	\$26,416.01	\$1,553,900.00	(\$1,186,373.45)
Public Utilities	AKB00003	B20032	Clairemont Mesa West Improv 1 (W)	2	completed	\$894,941.31	\$39,691.98	\$63,055.38	\$115,534.12	\$894,941.31	\$0.00
Public Utilities	AKB00003	B20037	Corridor Improv 1 (W)	9	released	\$1,075,364.12	\$0.00	\$66,913.39	\$106,100.16	\$17,259,200.00	(\$16,183,835.88)
Public Utilities	AKB00003	B20039	Chollas Creek Improv 1 (W)	9, 4	released	\$765,120.00	\$51,219.92	\$64,747.78	\$32,062.68	\$10,220,519.00	(\$9,455,399.00)
Public Utilities	AKB00003	B20043	Clairemont Mesa East Improv 3 (W)	2	released	\$1,883,446.66	\$507,459.98	\$545,861.31	\$436,094.95	\$1,922,295.04	(\$38,848.38)
Public Utilities	AKB00003	B20044	Corridor Improv 2 (W)	9	released	\$3,527,082.97	\$1,437,443.94	\$140,985.34	\$297,272.32	\$15,472,480.32	(\$11,945,397.35)
Public Utilities	AKB00003	B20047	Stockton Improv 2 (W)	9	released	\$634,452.91	\$0.00	\$17,920.79	\$36,301.20	\$2,813,300.00	(\$12,179,647.00)
Public Utilities	AKB00003	B20084	College West Improvements 3 (W)	9	released	\$315,000.00	\$0.00	\$55,644.57	\$40,411.68	\$2,536,000.00	(\$2,221,000.00)
Public Utilities	AKB00003	B20100	Allied Gardens Improv 3 (W)	7	released	\$8,025,764.83	\$963,8				

Asset Owning Dept	Parent	Funded Program	Funded Program Name	Council District	Project Status	PTD Budget	CY Encumbrances	CY Actuals	Remaining Budget	Estimated Project Cost	Future Budget Requirement
Public Utilities	AKB00003	B21027	North Park Improvements 1 (water)	3	released	\$440,000.00	\$0.00	\$34,132.69	\$159,194.87	\$2,439,000.00	(\$1,999,000.00)
Public Utilities	AKB00003	B21029	College East Improvements 1 (water)	9	released	\$2,822,193.00	\$0.00	\$51,265.94	\$2,514,534.62	\$8,739,610.00	(\$5,917,417.00)
Public Utilities	AKB00003	B21033	Rolando Improvements 2 (water)	9	released	\$1,112,366.57	\$550,000.00	\$37,427.57	\$71,738.22	\$12,624,402.47	(\$11,512,035.90)
Public Utilities	AKB00003	B21047	Golden Hill Improvements 1 (water)	3	released	\$1,415,073.75	\$881,123.75	\$14,533.26	\$185,925.06	\$5,363,923.75	(\$3,948,850.00)
Public Utilities	AKB00003	B21049	Normal Heights Improvements 1 (water)	9	released	\$801,011.70	\$0.00	\$9,686.87	\$94,221.85	\$41,279,618.00	(\$40,478,606.30)
Public Utilities	AKB00003	B21055	Asbestos Cement Water Group 1027A	3	completed	\$4,207,986.97	\$393,643.97	\$600,278.96	(\$801.36)	\$4,425,190.97	(\$217,204.00)
Public Utilities	AKB00003	B21056	Morena Improvements 3 (w)	7	completed	\$1,473,522.24	\$0.00	\$5,266.64	\$0.00	\$1,473,521.18	\$1.06
Public Utilities	AKB00003	B21072	Mount Hope Improvements 1 (water)	9	released	\$254,000.00	\$0.00	\$24,932.28	\$46,000.00	\$1,568,000.00	(\$1,314,000.00)
Public Utilities	AKB00003	B21074	Mount Hope Improvements 2 (water)	9	released	\$734,912.22	\$83,154.40	\$95,303.45	\$1,204.25	\$5,062,076.00	(\$4,327,163.78)
Public Utilities	AKB00003	B21076	Rancho Penasquitos Improvements 2 (water)	5	completed	\$5,156,409.07	\$0.00	\$129,863.75	\$149,370.74	\$5,361,728.52	(\$205,320.45)
Public Utilities	AKB00003	B21081	Azalea Hollywood Park Improvements 1 - water	7,9	completed	\$130,000.00	\$16,137.66	\$0.00	\$90,767.53	\$130,000.00	\$0.00
Public Utilities	AKB00003	B21097	Valencia Park Improvements 4 - water	4	released	\$250,000.00	\$0.00	\$18,760.23	\$40,247.78	\$1,456,562.00	(\$1,206,562.00)
Public Utilities	AKB00003	B21132	Crespo Dr (Mecca-Solead) Improv (W)	1	released	\$205,000.00	\$0.00	\$56,107.05	\$17,791.28	\$1,474,335.67	(\$1,269,335.67)
Public Utilities	AKB00003	B21146	Sewer & AC Water Group 1032A (w)	8	released	\$400,109.00	\$0.00	\$83,932.16	\$64,362.11	\$9,075,846.00	(\$8,675,737.00)
Public Utilities	AKB00003	B21152	Ocean Beach Improv 1A (W)	2	completed	\$1,657,251.85	\$0.00	\$0.88	\$192,258.23	\$1,464,993.00	\$192,258.85
Public Utilities	AKB00003	B22003	Ocean Beach Improv 1 (W)	2	released	\$579,000.00	\$0.00	\$113,881.45	\$43,223.45	\$4,625,915.00	(\$4,046,915.00)
Public Utilities	AKB00003	B22015	Via De La Valle Pipeline	1	released	\$500,000.00	\$0.00	\$56,740.14	\$55,424.63	\$9,452,320.00	(\$8,952,320.00)
Public Utilities	AKB00003	B22019	Azalea Park Improv 2 (W)	9	released	\$1,099,500.00	\$0.00	\$193,165.97	\$35,596.94	\$6,940,000.00	(\$5,840,500.00)
Public Utilities	AKB00003	B22020	Fairmont Park Improv 1 (W)	9	released	\$759,463.70	\$60,365.00	\$154,762.23	(\$10,567.66)	\$5,554,070.00	(\$4,794,606.30)
Public Utilities	AKB00003	B22021	North Park Improv 2 (W)	3	released	\$9,525,000.00	\$1,600,092.75	\$1,876,197.12	\$5,467,926.33	\$15,701,459.56	(\$6,176,459.56)
Public Utilities	AKB00003	B22023	Oak Park Improv 2(W)	4	released	\$2,152,809.70	\$1,069,000.00	\$115,528.07	\$436,694.43	\$15,903,599.70	(\$13,750,799.00)
Public Utilities	AKB00003	B22026	Talmadge Improv 1 (W)	9	released	\$1,400,000.00	\$657,900.00	\$178,274.91	\$64,531.40	\$10,747,175.00	(\$9,347,175.00)
Public Utilities	AKB00003	B22044	Adams North Improv 1 (W)	9	released	\$1,553,500.00	\$724,235.00	\$214,849.12	\$385,562.51	\$12,709,414.00	(\$11,155,914.00)
Public Utilities	AKB00003	B22060	Barrio Logan Improv 1 (W)	8	released	\$573,504.00	\$210,272.75	\$17,784.90	\$21,814.51	\$5,316,900.00	(\$4,743,396.00)
Public Utilities	AKB00003	B22070	Point Loma Heights Improv 1 (W)	2	released	\$213,750.00	\$0.00	\$1,296.46	\$9,338.47	\$4,252,000.00	(\$4,038,250.00)
Public Utilities	AKB00003	B22072	Midway District Improv 2 (W)	2	released	\$610,000.00	\$0.00	\$35,422.99	\$186,778.13	\$6,704,500.00	(\$6,094,500.00)
Public Utilities	AKB00003	B22074	Midway District Improv 1 (W)	2	released	\$635,000.00	\$0.00	\$115,037.00	\$35,430.04	\$9,315,000.00	(\$8,680,000.00)
Public Utilities	AKB00003	B22090	Adams North Improv 2 (W)	9	released	\$675,000.00	\$0.00	\$80,059.62	\$39,000.44	\$7,373,000.00	(\$6,698,000.00)
Public Utilities	AKB00003	B22092	Roseville/Fleet Ridge Improv 1 (W)	2	released	\$430,000.00	\$0.00	\$19,873.49	\$9,670.21	\$13,958,497.48	(\$13,528,497.48)
Public Utilities	AKB00003	B22093	Golden Hill Improv 2 (W)	3	released	\$2,019,020.50	\$460,995.63	\$480,533.75	(\$27,013.10)	\$11,847,000.00	(\$9,827,979.50)
Public Utilities	AKB00003	B22114	Skyline Improv 2 (W)	4	released	\$595,000.00	\$0.00	\$98,680.80	\$20,330.18	\$11,870,000.00	(\$11,275,000.00)
Public Utilities	AKB00003	B22137	La Jolla Improv 4 (W)	1	released	\$420,000.00	\$0.00	\$21,562.13	\$67,436.61	\$13,207,500.00	(\$12,787,500.00)
Public Utilities	AKB00003	B22151	Paradise Hills Pipeline Replacement	4	released	\$1,162,406.00	\$220,408.10	\$239,710.78	\$146,571.53	\$5,914,636.50	(\$4,752,230.50)
Public Utilities	AKB00003	B22152	Morena Improv 3A (W)	7	released	\$651,659.00	\$0.00	\$4,982.95	\$625,095.98	\$692,790.00	(\$41,131.00)
Public Utilities	AKB00003	B23006	Park West Improv 1 (W)	3	released	\$200,000.00	\$0.00	\$3,228.43	\$45,576.40	\$2,648,000.00	(\$2,648,000.00)
Public Utilities	AKB00003	B23008	Point Loma Heights Improv 2 (W)	2	released	\$500,000.00	\$0.00	\$2,503.37	\$17,144.36	\$8,805,000.00	(\$8,305,000.00)
Public Utilities	AKB00003	B23010	Jamacha Lomita Improv 2 (W)	4	released	\$400,000.00	\$0.00	\$96,730.74	\$5,912.38	\$4,612,600.00	(\$4,212,600.00)
Public Utilities	AKB00003	B23015	Redland Improv (W)	9	completed	\$2,279,447.81	\$602,932.30	\$60,712.44	\$124,398.74	\$1,584,635.51	\$694,812.30
Public Utilities	AKB00003	B23033	North Park Improv 3 (W)	3	released	\$518,000.00	\$0.00	\$186,708.59	\$12,546.59	\$8,505,000.00	(\$7,987,000.00)
Public Utilities	AKB00003	B23035	Shelton Improv 1 (W)	8	released	\$740,096.99	\$0.00	\$55,518.63	\$136,147.95	\$25,586,000.00	(\$24,845,903.01)
Public Utilities	AKB00003	B23038	Pacific Beach Improv 2 (W)	1	released	\$561,000.00	\$0.00	\$162,191.32	(\$32,482.81)	\$11,133,860.00	(\$10,572,860.00)
Public Utilities	AKB00003	B23040	Midway District Improv 3 (W)	2	released	\$400,000.00	\$0.00	\$35,016.91	\$198,274.18	\$6,685,100.00	(\$6,285,100.00)
Public Utilities	AKB00003	B23047	Redwood Village/Rolando Park Imp 1A (W)	1	completed	\$3,548,340.45	\$235,567.04	\$119,304.67	\$121,332.74	\$3,695,440.45	(\$147,000.00)
Public Utilities	AKB00003	B23056	La Jolla Improv 5 (W)	1	released	\$650,000.00	\$0.00	\$30,376.76	\$246,435.41	\$9,690,200.00	(\$9,040,200.00)
Public Utilities	AKB00003	B23058	La Playa Improv 1 (W)	12	released	\$470,000.00	\$0.00	\$137,773.19	\$34,615.91	\$4,604,000.00	(\$4,134,000.00)
Public Utilities	AKB00003	B23064	La Jolla Improv 6 (W)	1	released	\$613,900.00	\$0.00	\$70,497.99	\$89,032.26	\$14,438,900.00	(\$13,825,000.00)
Public Utilities	AKB00003	B23066	University Heights Improv 1 (W)	3	released	\$300,000.00	\$0.00	\$4,414.84	\$9,031.74	\$6,117,000.00	(\$5,817,000.00)
Public Utilities	AKB00003	B23073	Cortez Improv 1 (W)	3	released	\$400,000.00	\$0.00	\$5,281.34	\$101,722.13	\$6,703,789.00	(\$6,303,789.00)
Public Utilities	AKB00003	B23083	Cabrillo Palisades 600 Rezoning	6, 7, 2	released	\$2,575,637.00	\$2,185,637.00	\$65,053.92	\$103,940.51	\$16,955,900.00	(\$14,380,263.00)
Public Utilities	AKB00003	B23142	Talmadge Improv 2 (W)	9	released	\$215,000.00	\$0.00	\$64,108.17	\$105,713.17	\$12,000,000.00	(\$11,785,000.00)
Public Utilities	AKB00003	B23143	Eastgate Mall AC Replacement	6	released	\$2,899,862.61	\$875,509.12	\$570,661.18	\$662,043.01	\$6,959,437.96	(\$4,059,575.35)
Public Utilities	AKB00003	B24030	Hillcrest Improv 4 (W)	3	released	\$200,000.00	\$0.00	\$52,694.22	\$137,941.95	\$1,079,400.00	(\$879,400.00)
Public Utilities	AKB00003	B24032	Midtown Improv 1 (W)	3, 2	released	\$200,000.00	\$0.00	\$62,240.64	\$95,639.82	\$8,770,500.00	(\$8,570,500.00)
Public Utilities	AKB00003	B24034	North Park Improv 4 (W)	3	released	\$390,000.00	\$41,796.53	\$94,728.34	\$92,388.51	\$6,459,400.00	(\$6,069,400.00)
Public Utilities	AKB00003	B24036	Castle Improv 1 (W)	9	released	\$450,000.00	\$2,254.47	\$127,040.73	\$231,889.46	\$4,965,500.00	(\$4,515,500.00)
Public Utilities	AKB00003	B24038	Oak Park Improv 3 (W)	4	released	\$650,000.00	\$23,454.97	\$403,507.95	\$59,262.47	\$19,623,000.00	(\$18,973,000.00)
Public Utilities	AKB00003	B24040	University Heights Improv 2 (W)	3	released	\$426,000.00	\$0.00	\$108,708.13	\$272,230.40	\$19,095,000.00	(\$18,669,000.00)
Public Utilities	AKB00003	B24042	Bay Terraces Improv 2 (W)	4	released	\$390,000.00	\$5,943.19	\$178,382.24	\$67,749.98	\$7,232,000.00	(\$6,842,000.00)
Public Utilities	AKB00003	B24044	Paradise Hills Improv 2 (W)	4	released	\$500,000.00	\$0.00	\$118,543.65	\$25,216.13	\$24,161,771.00	(\$23,661,771.00)
Public Utilities	AKB00003	B24046	Paradise Hills Improv 3 (W)	4	released	\$843,728.32	\$0.00	\$124,397.06	\$343,233.36	\$15,200,000.00	(\$14,356,271.68)
Public Utilities	AKB00003	B24048	Point Loma Heights Improv 3 (W)	2	released	\$450,000.00	\$0.00	\$307,200.05	\$44,908.32	\$16,535,908.00	(\$16,085,908.00)
Public Utilities	AKB00003	B24050	Emerald Hills Improv 1 (W)	4	released	\$200,000.00	\$0.00	\$108,559.92	\$61,479.34	\$23,300,000.00	(\$23,100,000.00)
Public Utilities	AKB00003	B24057	Ridgeview Webster Improv 1 (W)	9, 4	released	\$350,000.00	\$11,397.02	\$153,693.51	\$56,277.91	\$11,440,000.00	(\$11,090,000.00)
Public Utilities	AKB00003	B24071	Valencia Park Improv 6 (W)	4	released	\$450,000.00	\$32,192.30	\$133,560.14	\$213,791.15	\$4,135,900.00	(\$3,685,900.00)
Public Utilities	AKB00003	B24072	Guy St Water Main Replacement	3	completed	\$1,500,000.00	\$189,887.96	\$827,261.24	\$293,303.57	\$1,141,656.78	\$358,343.22
Public Utilities	AKB00003	B24089	Sewer & AC Water Group 764B (W)	2	released	\$400,000.00	\$33,611.65	\$300,559.55	\$31,299.99	\$550,000.00	(\$150,000.00)
Public Utilities	AKB00003	B24104	Barrio Logan Roundabouts (W)	8	released	\$25,300.00	\$0.00	\$1,429.40	\$8,811.43	\$67,000.00	(\$41,700.00)
Public Utilities	AKB00003	B25014	AC Water & Sewer Group 1033 North (W)	3, 2	released	\$954,204.00	\$0.00	\$15,392.56	\$938,811.44	\$19,685,000.00	(\$18,730,796.00)
Public Utilities	AKB00003	B25015	AC Water & Sewer Group 1033 West (W)	3	released	\$1,159,289.75	\$0.00	\$10,139.61	\$1,149,150.14	\$25,876,797.40	(\$24,717,507.65)
Public Utilities	AKB00003	B25038	South Park Improv 1 (W)	3	released	\$200,000.00	\$0.00	\$30,961.95	Not in P6		N/A
Public Utilities	AKB00003	B25040	La Jolla Improv 7 (W)	1	released	\$200,000.00	\$0.00	\$56,293.87	\$143,706.13	\$16,800,000.00	(\$16,600,000.00)
Public Utilities	AKB00003	B25041	La Jolla Improv 8 (W)	1	released	\$200,000.00	\$0.00	\$122,467.63	\$77,532.37	\$14,748,000.00	(\$14,548,000.00)
Public Utilities	AKB00003	B25073	Cast Iron Pipeline Replacement 1 (W)	1, 2, 3, 6, 9	released	\$200,000.00	\$0.00	\$0.00	\$200,000.00	\$2,752,000.00	(\$2,552,000.00)
Public Utilities	AKB00003	B25074	Madrone Ave Pipe Replacement	4	released	\$200,000.00	\$0.00	\$15,963.20	\$184,036.80	\$1,004,000.00	(\$804,000.00)
Public Utilities	AKB00003	B25075	San Carlos Water Pipeline	7	released	\$200,000.00	\$0.00	\$34,449.17	\$165,550.83	\$7,830,000.00	(\$7,630,000.00)
Public Utilities	ALA00001	ALA00001	Pure Water Program	N/A	N/A	\$46,981,145.74	\$0.00	\$0.00	\$46,981,145.74		N/A
Public Utilities	ALA00001	B15139	North City Pure Water Facility	6	completed	\$6,092,677.25	\$4,759.50	\$0.00	\$20,702.97	\$7,388,750.68	(\$1,296,073.43)
Public Utilities	ALA00001	B15140	North City Pure Water Pump Station	6	released	\$20,028,550.38	\$5,157,689.12	\$1,623,756.24	\$73,657.13	\$26,678,665.43	(\$6,650,115.05)
Public Utilities	ALA00001	B15141	PWP Morena Conveyance	3, 6, 7, 2	released	\$306,071,000.56	\$65,879,830.59	\$35,334,243.39	\$36,852,953.90	\$309,796,896.65	(\$3,725,896.09)
Public Utilities	ALA00001	B15142	NCWRP Expansion	6	released	\$17,134,268.66	\$4,426.26	\$0.00	\$20,731.57	\$18,450,793.00	(\$1,316,524.34)
Public Utilities	ALA00001	B16035	North City Pure Water Pipeline	6, 5	released	\$167,537,085.63	\$40,610,638.70	\$8,745,709.84	\$1,782,730.79	\$182,719,865.26	(\$15,182,779.63)

Asset Owning Dept	Parent	Funded Program	Funded Program Name	Council District	Project Status	PTD Budget	CY Encumbrances	CY Actuals	Remaining Budget	Estimated Project Cost	Future Budget Requirement
Public Utilities	ALA00001	B21128	PWP North City Water Rec Plant Expansion (W)	6	released	\$72,018,278.95	\$33,284,824.15	\$4,576,302.73	\$404,565.38	\$72,387,558.95	(\$369,280.00)
Public Utilities	ALA00001	B22024	Miramar Reservoir AIWQMS	5	released	\$1,147,000.00	\$461,564.60	\$8,580.00	\$31,957.37	\$1,100,000.00	\$47,000.00
Public Utilities	ALA00001	B22085	PW Genesee Avenue Median Improv	6	released	\$1,250,000.00	\$67,954.96	\$64,138.77	\$825,520.33	\$2,007,591.45	(\$757,591.45)
Public Utilities	ALA00002	ALA00002	Pure Water Phase 2	N/A	N/A	\$11,000,000.00	\$0.00	\$0.00	\$11,000,000.00	N/A	N/A
Public Utilities	ALA00002	B21151	PWP Central Area Small-Scale Facility	2	released	\$52,736,568.00	\$24,421,551.32	\$8,831,368.93	\$6,668,808.44	\$52,736,568.00	\$0.00
Public Utilities	AT100002	B19003	PUD LIMS Implementation	1,2,3,4,5,6,7,8,9	completed	\$756,002.00	\$118,391.00	\$0.00	\$6,473.40	Not in P6	N/A
Public Utilities	AT100002	B21030	Pt. Loma WWTP DCS Upgrades	1,2,3,4,5,6,7,8,9	completed	\$2,041,732.00	\$1,673.70	\$0.00	\$0.01	Not in P6	N/A
Public Utilities	AT100002	B21034	Pump Station 2 DCS Upgrades	1,2,3,4,5,6,7,8,9	completed	\$408,368.00	\$11,877.08	\$0.00	(\$0.00)	Not in P6	N/A
Public Utilities	AT100002	B21035	NO Water Restoration Plant DCS Upgrades	1,2,3,4,5,6,7,8,9	completed	\$4,526,945.00	\$404,915.72	\$205,431.99	\$0.00	Not in P6	N/A
Public Utilities	AT100002	B22156	ArGIS Pro 2.8 Edit Environment	1,2,3,4,5,6,7,8,9	released	\$839,754.62	\$35,563.58	\$93,976.34	\$37,365.69	Not in P6	N/A
Public Utilities	AT100002	B24111	Real-Time Oceanographic Mooring System	1,2,3,4,5,6,7,8,9	released	\$189,009.10	\$179,080.45	\$9,928.65	(\$0.00)	Not in P6	N/A
Public Utilities	L22000	L220001	Alvarado Lab Improvement - New Lab	7	released	\$3,243,632.00	\$985,864.22	\$507,117.44	\$153,759.97	\$163,205,603.70	(\$159,961,971.70)
Public Utilities	L22000	L220003	Alvarado Laboratory Improvements Trailers	7	released	\$750,000.00	\$53,244.80	\$82,612.75	\$278,387.23	\$4,039,878.00	(\$3,289,878.00)
Public Utilities	L23001	L230011	El Camino Real Pipeline North	1	released	\$300,000.00	\$35,718.27	\$41,351.16	\$33,623.61	\$3,872,567.50	(\$3,722,567.50)
Public Utilities	L23001	L230012	El Camino Real Pipeline South	1	released	\$900,000.00	\$0.00	\$53,766.33	\$600,433.85	\$5,000,000.00	(\$4,100,000.00)
Public Utilities	L24000	L240001	PS 1 Improvements & Modernization	2,8	released	\$19,019,543.86	\$13,957,967.56	\$1,810,394.26	\$2,467,227.21	\$111,369,543.00	(\$92,349,999.14)
Public Utilities	L24000	L240002	PS 2 Improvements & Modernization	2,8	released	\$3,441,124.00	\$2,870,145.67	\$167,051.83	\$266,118.36	\$53,809,880.63	(\$50,368,756.63)
Public Utilities	L24001	L240011	Otay 2nd PL Relocation-PA Ph 1	Non-City	completed	\$7,104,423.50	\$752,632.63	\$0.00	\$0.00	Not in P6	N/A
Public Utilities	L24001	L240012	Otay 2nd PL Relocation-PA Ph 2	Non-City	released	\$5,273,273.00	\$2,688,662.02	\$501,884.53	(\$2,093.29)	Not in P6	N/A
Public Utilities	L24001	L240013	Otay 2nd PL Relocation-PA Ph 3	Non-City	released	\$1,228,692.11	\$1,228,692.11	\$0.00	\$0.00	Not in P6	N/A
Public Utilities	L24004	L240041	Kearny Mesa Trunk Sewer Phase 1	3,6,7	released	\$6,899,093.07	\$5,113,983.57	\$185,651.16	\$327,891.70	\$11,317,986.00	(\$4,418,892.93)
Public Utilities	S22003	B17082	Lakeside Valve Station Replacement	Non-City	released	\$55,702,455.00	\$39,938,508.93	\$5,379,642.06	\$2,757,719.98	\$55,702,455.00	\$0.00
Public Utilities	S22013	B21067	Dams & Reservoirs Security Improvements	8,7,5	released	\$13,556,860.00	\$515,743.45	\$360,947.40	\$10,568,133.52	\$27,300,000.00	(\$13,743,140.00)
Public Utilities	S22014	B17005	Murphy Canyon Trunk Sewer Repair/Rehab	6,7,9	released	\$36,957,388.16	\$1,159,210.30	\$960,061.55	\$26,998,691.88	\$51,600,000.00	(\$14,642,611.84)
Public Utilities	Standalone	L22000	Alvarado Laboratory Improvements	7	released	\$19,297,368.00	\$0.00	\$0.00	\$19,297,368.00	Not in P6	N/A
Public Utilities	Standalone	L23001	El Camino Real Pipeline	1	released	\$2,902,405.00	\$0.00	\$0.00	\$2,902,405.00	Not in P6	N/A
Public Utilities	Standalone	L24000	PS 1 & 2 Improvements & Modernization	2,8	released	\$1,239,332.14	\$0.00	\$0.00	\$1,239,332.14	Not in P6	N/A
Public Utilities	Standalone	L24001	Otay 2nd PL Relocation-PA	Non-City	completed	\$3,239,782.39	\$0.00	\$0.00	\$3,239,782.39	Not in P6	N/A
Public Utilities	Standalone	L24004	Kearny Mesa Trunk Sewer	3,6,7	released	\$8,100,906.93	\$0.00	\$0.00	\$8,100,906.93	Not in P6	N/A
Public Utilities	Standalone	P19002	Pure Water Pooled Contingency	1,2,3,4,5,6,7,8,9	released	\$102,569,538.72	\$0.00	\$0.00	\$102,569,538.72	Not in P6	N/A
Public Utilities	Standalone	RD21007	TH 16" Water Mains	5	released	\$669,258.52	\$189.22	\$39,373.13	\$493.73	Not in P6	N/A
Public Utilities	Standalone	RD23001	East City Residuals Line & Mission Gorge Force Main	7,9	released	\$57,183,804.00	\$0.00	\$205,309.53	\$42,113,763.20	\$115,443,606.00	(\$58,259,802.00)
Public Utilities	Standalone	S00312	PS2 Power Reliability & Surge Protection	2	released	\$76,100,800.00	\$2,676,071.91	\$2,142,472.94	\$1,159,690.76	\$76,100,800.00	\$0.00
Public Utilities	Standalone	S00319	EMTS Boat Dock Esplanade	2	released	\$3,430,851.00	\$174,270.86	\$21,581.00	\$601,828.92	\$3,430,851.00	\$0.00
Public Utilities	Standalone	S10008	El Monte Pipeline No 2	7	released	\$17,645,000.00	\$2,483,681.17	\$220,142.22	\$9,094,952.50	\$92,099,966.00	(\$74,454,966.00)
Public Utilities	Standalone	S11021	University Ave Pipeline Replacement	3	completed	\$29,800,000.00	\$5,322.11	\$0.00	\$695,550.14	\$30,150,000.00	(\$350,000.00)
Public Utilities	Standalone	S11022	Upas St Pipeline Replacement	3,2	completed	\$36,665,019.95	\$0.00	\$123,357.44	\$498,354.37	\$36,665,019.95	\$0.00
Public Utilities	Standalone	S11024	Miramar Clearwell Improvements	5	completed	\$120,328,744.00	\$0.00	\$6,304.44	\$1,623,461.75	\$120,328,744.00	\$0.00
Public Utilities	Standalone	S11026	Montezuma/Mid-City Pipeline Phase II	7,9	released	\$63,092,200.18	\$13,834,875.90	\$867,873.00	\$34,941,709.05	\$63,092,200.00	\$0.18
Public Utilities	Standalone	S12009	La Jolla Scenic Drive 16inch Main	1	completed	\$12,348,000.00	\$0.00	\$2,479.01	\$353,058.91	\$12,348,000.00	(\$0.06)
Public Utilities	Standalone	S12011	69th & Mohawk Pump Station	9,4	completed	\$18,338,594.00	\$52,156.81	\$54,653.40	\$695,331.81	\$18,338,594.00	\$0.00
Public Utilities	Standalone	S12012	Cajal & Woodman Pump Station	4	released	\$9,876,000.00	\$0.00	\$58,278.33	\$7,749,954.88	\$36,390,114.18	(\$26,512,114.18)
Public Utilities	Standalone	S12013	Alvarado 2nd Extension Pipeline	3,7,9,2	released	\$71,878,419.00	\$7,656,285.76	\$8,681,933.99	\$46,139,721.13	\$163,502,502.72	(\$91,624,064.72)
Public Utilities	Standalone	S12015	Pacific Beach Pipeline South (W)	1,7,2	completed	\$44,359,933.00	\$1,104,608.86	(\$46,806.80)	\$882,105.49	\$42,378,951.00	\$1,980,982.00
Public Utilities	Standalone	S12016	Otay 1st/2nd PPL West of Highland Avenue	1,9	released	\$33,840,500.00	\$10,835.95	\$1,288,807.19	\$1,290,492.03	\$33,840,500.00	\$0.00
Public Utilities	Standalone	S13015	Water & Sewer Group Job 816 (W)	1	completed	\$15,948,127.96	\$0.00	\$2,232.44	\$0.00	\$16,099,382.07	(\$151,264.11)
Public Utilities	Standalone	S15019	Alvarado Trunk Sewer Phase IV	7,9	released	\$28,553,092.00	\$1,225,989.84	\$177,957.69	\$21,147,496.96	\$72,349,085.00	(\$43,795,993.00)
Public Utilities	Standalone	S15020	Teecolote Canyon Trunk Sewer Improvement	7,2	released	\$27,180,000.00	\$20,240,223.57	\$3,077,049.35	\$823,465.58	\$55,400,536.90	(\$28,220,536.90)
Public Utilities	Standalone	S15027	La Jolla View Reservoir	1	released	\$3,811,688.22	\$0.00	\$0.00	(\$0.00)	Not in P6	N/A
Public Utilities	Standalone	S16027	Morena Pipeline	3,7,2	released	\$55,667,814.00	\$395,812.24	\$300,638.41	\$37,707,240.64	\$104,082,659.08	(\$48,414,845.08)
Public Utilities	Standalone	S17008	Smart Metering Infrastructure	1,2,3,4,5,6,7,8,9	released	\$73,996,101.00	\$23,970,257.31	\$89,322.28	\$32,787,238.96	Not in P6	N/A
Public Utilities	Standalone	S17012	NCWRP Improvements to 30 mgd	6	released	\$40,641,079.72	\$18,008,070.44	\$5,576,936.82	\$2,968,776.42	\$40,993,438.57	(\$352,358.85)
Public Utilities	Standalone	S17013	MBC Equipment Upgrades	6	released	\$62,824,230.29	\$11,758,522.40	\$7,528,798.96	\$1,842,274.17	\$65,648,121.90	(\$2,823,891.61)
Public Utilities	Standalone	S18006	Harbor Drive Trunk Sewer	3,8	released	\$44,200,000.00	\$15,057,357.03	\$3,400,719.97	\$6,705,025.68	\$52,200,000.00	(\$8,000,000.00)
Public Utilities	Standalone	S20001	Otay 2nd Pipeline Phase 4	Non-City	released	\$4,900,000.00	\$1,501,494.91	\$470,588.97	\$605,775.25	\$125,000,000.00	(\$120,100,000.00)
Public Utilities	Standalone	S21000	Otay 2nd Pipeline Steel Replacement Ph 5	4	released	\$4,800,000.00	\$1,579,788.10	\$326,709.01	\$2,079,404.51	\$34,401,001.00	(\$29,601,001.00)
Public Utilities	Standalone	S21003	Enviro Monitoring Tech Svcs Div Lab Remodel at NTC	2	released	\$5,400,000.00	\$869,993.00	\$426,759.74	\$2,166,939.76	\$34,125,501.00	(\$48,725,501.00)
Public Utilities	Standalone	S21004	Rancho Bernardo Industrial Pump Stn Replacement	5	released	\$6,698,000.00	\$1,259,184.15	\$509,040.62	\$3,527,139.25	\$15,511,809.00	(\$8,813,809.00)
Public Utilities	Standalone	S22001	North/South Metro Interceptors Rehabilitation	3,8,7,2	released	\$5,006,871.00	\$4,483,362.00	\$41,141.12	\$108,059.79	\$34,360,000.00	(\$29,353,129.00)
Public Utilities	Standalone	S22003	Lakeside Valve Station Replacement	Non-City	released	\$0.00	\$0.00	\$0.00	\$0.00	Not in P6	N/A
Public Utilities	Standalone	S22013	Dams & Reservoirs Security Improvements	5,7,8	released	\$0.00	\$0.00	\$0.00	\$0.00	Not in P6	N/A
Public Utilities	Standalone	S22014	Murphy Canyon Trunk Sewer Repair/Rehab	6,7,9	released	\$0.00	\$0.00	\$0.00	\$0.00	Not in P6	N/A
Public Utilities	Standalone	S23001	Kearny Villa Rd Pipeline	6	released	\$500,000.00	\$0.00	\$0.00	\$500,000.00	Not in P6	N/A
Public Utilities	Standalone	S23002	Lake Hodges Dam Replacement	5	released	\$27,902,630.00	\$20,731,737.52	\$271,278.56	\$4,985,692.74	\$275,000,000.00	(\$247,097,370.00)
Public Utilities	Standalone	S23003	Otay Water Treatment Plant Upgrade Ph 3	Non-City	released	\$500,000.00	\$0.00	\$0.00	\$499,432.90	Not in P6	N/A
Public Utilities	Standalone	S23004	South San Diego Reservoir Replacement	Non-City	released	\$15,169.05	\$0.00	\$0.00	\$0.00	Not in P6	N/A
Public Utilities	Standalone	S23012	Miramar WTP Residuals Redirection	5	released	\$1,772,000.00	\$0.00	\$34,966.77	\$1,698,166.54	\$31,415,000.00	(\$29,643,000.00)
Public Utilities	Standalone	S24000	Alvarado WTP Filter Gallery Piping Repl	7	released	\$2,500,000.00	\$0.00	\$42,771.20	\$2,312,819.08	\$15,660,000.00	(\$13,160,000.00)
Public Utilities	Standalone	S24001	Morena Dam Upstream Face Replacement	Non-City	released	\$2,500,000.00	\$941,599.45	\$233,984.71	\$783,141.95	\$16,775,000.00	(\$14,275,000.00)
Public Utilities	Standalone	S24002	Barrel Dam Outlet Bulkhead & Drawdown Improvements	Non-City	released	\$6,000,000.00	\$1,418,157.60	\$535,261.33	\$3,444,099.82	\$21,446,250.00	(\$15,446,250.00)
Public Utilities	Standalone	S24003	Lower Otay Dam Outlet Improvements	8	released	\$6,500,000.00	\$1,599,064.69	\$409,888.66	\$4,115,559.10	\$62,586,000.00	(\$56,086,000.00)
Public Utilities	Standalone	T22001	Water SCADA IT Upgrades	1,2,3,4,5,6,7,8,9	released	\$7,700,000.00	\$243,276.71	\$143,306.59	\$6,113,570.67	Not in P6	N/A
Public Utilities Total						\$4,632,303,315.66	\$873,347,814.25	\$300,236,050.00	\$844,793,039.10		
Public Works - General Services	ABT00001	B16096	FS #23 - Facility Repair	7	released	\$193,485.58	\$32,848.48	\$128,478.97	\$2,800.24	Not in P6	N/A
Public Works - General Services	ABT00001	B20063	Civic Cntr Plaza Elevator Modernization	3	released	\$5,065,313.73	\$1,510,530.50	\$582,023.61	\$483,115.89	\$5,065,314.00	(\$0.27)
Public Works - General Services	L14002	L140023	Chollas Large Car Washes	1,2,3,4,5,6,7,8,9	released	\$479,218.14	\$0.00	\$0.00	\$117,132.60	Not in P6	N/A
Public Works - General Services	L14002	L140024	Chollas Crane Replacement	1,2,3,4,5,6,7,8,9	closed	\$642,609.32	\$0.00	\$694.36	(\$0.00)	Not in P6	N/A
Public Works - General Services	L14002	L140025	Chollas Paint Booth	1,2,3,4,5,6,7,8,9	released	\$1,475,999.83	\$148,102.27	\$428,272.76	\$69,977.01	\$1,475,999.94	(\$0.11)
Public Works - General Services	L14002	L140026	PD Substation Carwashes	1,2,3,4,5,6,7,8,9	released	\$449,900.86	\$0.00	\$0.00	\$79,187.25	Not in P6	N/A
Public Works - General Services	Standalone	L14002	Fleet Operations Facilities	1,2,3,4,5,6,7,8,9	closed	\$1,028,522.47	\$0.00	\$0.00	\$1,028,522.47	Not in P6	N/A
Public Works - General Services	P25003	S20003	Chollas Fleet Electrification Assessment	4	released	\$1,000,000.00	\$0.00	\$15,013.58	\$984,986.42	Not in P6	N/A
Public Works - General Services	Standalone	S20009	Kearny Mesa Facility Improvements	6	completed	\$16,421,600.00	\$162,176.00	\$37,388.27	\$46,698.13	\$16,421,600.01	(\$0.01)
Public Works - General Services Total						\$26,756,649.93	\$1,853,657.25	\$1,191,871.55	\$2,812,419.91		
Real Estate Assets - Facilities Services	ABT00001	ABT00001	City Facilities Improvements	N/A	N/A	\$2,130,740.2					

Asset Owning Dept	Parent	Funded Program	Funded Program Name	Council District	Project Status	PTD Budget	CY Encumbrances	CY Actuals	Remaining Budget	Estimated Project Cost	Future Budget Requirement
Real Estate Assets - Facilities Services	ABT00001	B22095	Rancho Penasquitos Library Rehabilitation	5	released	\$2,500,000.00	\$209,396.30	\$93,842.57	\$1,833,499.01	\$4,077,940.00	(\$1,577,940.00)
Real Estate Assets - Facilities Services	ABT00001	B22133	Skyline Rec Center Roof Replacement	4	completed	\$660,000.00	\$2,632.88	\$0.00	\$19,323.73	Not in P6	N/A
Real Estate Assets - Facilities Services	ABT00001	B22139	Scripps Miramar Ranch Library Roof Repl	5	released	\$3,267,971.00	\$235,099.60	\$70,125.93	\$2,187,671.60	\$3,267,971.00	\$0.00
Real Estate Assets - Facilities Services	ABT00001	B23029	MLK CP MV Racquet Club W&S Connection	4	completed	\$847,000.00	\$70,620.68	\$60,191.56	\$194,721.61	\$847,000.00	\$0.00
Real Estate Assets - Facilities Services	ABT00001	B23104	Paradise Hills Library HVAC Repl	4	released	\$521,000.00	\$142,879.46	\$39,537.35	\$261,248.16	\$521,000.00	\$0.00
Real Estate Assets - Facilities Services	ABT00001	B23105	Urban Village Idea Lab - HVAC Replacement	9	released	\$779,000.00	\$479,100.00	\$180,298.18	\$13,133.98	\$779,000.00	\$0.00
Real Estate Assets - Facilities Services	ABT00001	B23160	Scripps Miramar Ranch Lib Fire Sys Repl	5	released	\$400,000.00	\$301,411.99	\$13,731.84	\$13,550.10	\$1,001,411.99	(\$601,411.99)
Real Estate Assets - Facilities Services	ABT00001	B23162	Evan V. Jones Parkade Replacement	3	released	\$1,265,209.42	\$706,291.62	\$90,671.97	\$273,498.82	\$1,265,209.42	\$0.00
Real Estate Assets - Facilities Services	ABT00001	B24015	N Garage Lifeguard Deck Repl	1	released	\$362,000.00	\$196,293.13	\$0.00	\$165,706.87	Not in P6	N/A
Real Estate Assets - Facilities Services	ABT00003	ABT00003	Citywide Energy Improvements	N/A	N/A	\$5,125,080.68	\$0.00	\$0.00	\$5,125,080.68	N/A	N/A
Real Estate Assets - Facilities Services	ABT00006	ABT00006	CIP Emergency Reserve	N/A	N/A	\$1,000,000.00	\$0.00	\$0.00	\$1,000,000.00	N/A	N/A
Real Estate Assets - Facilities Services	ABT00007	ABT00007	Sewer CIP Emergency Reserve	N/A	N/A	\$10,000,000.00	\$0.00	\$0.00	\$10,000,000.00	N/A	N/A
Real Estate Assets - Facilities Services	ABT00008	ABT00008	Water CIP Emergency Reserve	N/A	N/A	\$5,000,000.00	\$0.00	\$0.00	\$5,000,000.00	N/A	N/A
Real Estate Assets - Facilities Services Total						\$47,064,047.92	\$3,383,003.45	\$1,429,689.16	\$37,819,136.94		
Stormwater	ACA00001	ACA00001	Flood Resilience Infrastructure	N/A	N/A	\$258,640,311.18	\$166,926,405.39	\$0.00	\$91,713,905.79	N/A	N/A
Stormwater	ACA00001	B10161	Laurelridge Court Storm Drain	7	released	\$1,450,981.73	\$226,927.33	\$150,597.87	\$157,916.63	\$4,276,080.00	(\$2,825,098.27)
Stormwater	ACA00001	B12096	Highland & Monroe Aves Storm Drain Repl	9	released	\$3,668,492.00	\$459,503.29	\$155,859.78	\$83,659.94	\$3,850,992.00	(\$182,500.00)
Stormwater	ACA00001	B13016	Campus Point Drive (9900) Storm Drain Repl	6	released	\$1,781,955.06	\$424,411.48	\$136,761.98	\$45,698.60	\$4,248,474.00	(\$2,466,518.94)
Stormwater	ACA00001	B13102	Adams Ave (1620) Storm Drain Replacement	3	completed	\$2,276,932.18	\$85,169.02	\$14,655.63	\$46,475.01	\$2,276,932.60	(\$0.42)
Stormwater	ACA00001	B13116	Lobricio Ct (615) Storm Drain	4	completed	\$2,411,040.66	\$87,436.13	\$31,957.63	\$76,357.04	\$2,415,043.38	(\$4,002.72)
Stormwater	ACA00001	B14078	Jamacha Drainage Channel Upgrade	4	released	\$4,928,785.99	\$836,574.91	\$1,131,736.92	\$646,191.30	\$69,884,345.00	(\$64,955,559.01)
Stormwater	ACA00001	B14108	Uptown Storm Drain Replacement	3	released	\$4,849,153.00	\$321,806.06	\$600,306.38	\$2,373,577.22	\$7,697,304.00	(\$2,848,151.00)
Stormwater	ACA00001	B14126	4709 Clairemont Mesa Blvd SD Repl	2	completed	\$1,788,032.69	\$0.00	\$23,068.55	(\$2,386.96)	\$1,808,033.14	(\$20,000.45)
Stormwater	ACA00001	B15028	Storm Drain Group 968	9	completed	\$296,756.53	\$0.00	\$0.00	\$5,660.05	\$296,035.27	\$721.26
Stormwater	ACA00001	B15029	Navajo Storm Drains	7	released	\$2,289,442.50	\$43,312.61	\$36,717.70	\$697,761.99	\$5,716,145.00	(\$3,426,702.50)
Stormwater	ACA00001	B15063	Storm Drain Group 1013	9	released	\$1,827,047.26	\$788,098.80	\$367,358.88	\$87,722.60	\$8,094,182.82	(\$6,267,135.56)
Stormwater	ACA00001	B15099	Serra Mesa Storm Drain & GI (SD)	7	released	\$1,253,737.34	\$22,621.36	\$0.00	\$229,589.23	\$4,431,417.26	(\$3,177,679.92)
Stormwater	ACA00001	B15101	Storm Drain Group 1023	3	released	\$274,929.86	\$0.00	\$18,683.96	\$8,753.15	\$2,885,418.69	(\$2,610,488.83)
Stormwater	ACA00001	B15165	Golden Hill & South Park SD Replacement	3	released	\$1,709,222.92	\$483,639.56	\$331,685.80	\$123,189.22	\$6,221,512.16	(\$4,512,289.24)
Stormwater	ACA00001	B15167	El Cerrito & Rolando Park SD & GI (SD)	9	released	\$2,651,991.34	\$1,234,166.09	\$366,713.16	\$146,570.08	\$13,381,259.27	(\$10,729,267.93)
Stormwater	ACA00001	B15196	San Carlos SD Replacement (Northeast)	7	completed	\$837,248.62	\$0.00	\$0.00	\$0.00	\$26,786,648.04	(\$24,949,399.42)
Stormwater	ACA00001	B15197	North Park SD Replacement (North)	3	released	\$1,614,985.07	\$537,062.62	\$272,794.96	(\$6,905.22)	\$13,298,626.18	(\$11,683,641.11)
Stormwater	ACA00001	B15208	Adams North SD Repl (North)	9	released	\$7,679,202.52	\$874,334.00	\$191,350.61	\$6,172,101.29	\$7,679,202.52	\$0.00
Stormwater	ACA00001	B15209	Torrey Highlands & Rancho PQ SD Repl	5	released	\$353,561.62	\$0.00	\$0.00	\$0.00	\$7,736,050.00	(\$7,382,488.38)
Stormwater	ACA00001	B15212	Scripps Ranch SD Repl (South)	5	released	\$2,471,418.01	\$0.00	\$23,078.13	\$1,063,907.67	\$11,025,021.00	(\$8,553,602.99)
Stormwater	ACA00001	B15213	Cherokee Point South SD & GI (SD)	9	released	\$1,203,715.85	\$531,510.96	\$205,875.95	\$93,394.82	\$4,544,320.44	(\$3,340,604.59)
Stormwater	ACA00001	B16092	College East Storm Drain Replacement	9	released	\$2,256,475.07	\$1,050,936.47	\$160,233.91	\$797,130.52	\$5,678,300.00	(\$3,421,824.93)
Stormwater	ACA00001	B16093	Clairemont Mesa SD Repl (Southeast)	2	released	\$1,665,455.97	\$464,094.62	\$339,284.98	\$280,414.68	\$5,892,629.87	(\$4,227,173.90)
Stormwater	ACA00001	B16094	Jamacha Lomita Storm Drain	4	released	\$5,590,049.36	\$14,777.50	\$214,445.32	\$4,321,809.44	\$6,023,703.40	(\$433,654.04)
Stormwater	ACA00001	B16113	Mission Hills NE Storm Drain Replacement	3	released	\$1,912,556.37	\$436,954.34	\$390,217.98	\$91,189.78	\$13,726,148.66	(\$11,813,592.29)
Stormwater	ACA00001	B16115	Oak Park Storm Dr Repl & Green Infr (SD)	9	released	\$1,480,148.07	\$62,731.09	\$475,938.32	\$440,184.20	\$21,309,554.00	(\$19,829,405.93)
Stormwater	ACA00001	B16155	Storm Drain Group 928	3	released	\$1,214,649.93	\$79,488.37	\$47,031.61	\$318,301.08	\$2,927,488.28	(\$1,712,838.35)
Stormwater	ACA00001	B16173	University City South SD Replace	6	completed	\$270,854.01	\$0.00	\$0.00	\$0.00	\$9,710,200.00	(\$9,439,345.99)
Stormwater	ACA00001	B16174	Kensington North SD Replacement	9	released	\$2,814,441.51	\$0.00	\$85,475.74	\$2,398,527.35	\$10,631,387.00	(\$7,816,945.49)
Stormwater	ACA00001	B16175	Mira Mesa Storm Storm Drain Replacement	6	released	\$2,434,903.00	\$171,066.47	\$39,806.95	\$68,030.70	\$2,434,903.00	\$0.00
Stormwater	ACA00001	B17030	Bay Terraces & Skyline South SD Replacement	4	released	\$2,281,113.68	\$1,133,761.98	\$334,678.56	\$423,679.84	\$14,000,000.00	(\$11,718,886.32)
Stormwater	ACA00001	B17079	Manzanita Storm Drain Replacement	4	completed	\$1,234,120.10	\$0.00	\$1,350.79	(\$0.00)	\$1,237,705.90	(\$3,585.80)
Stormwater	ACA00001	B17143	Storm Drain Group 763	7	released	\$1,142,118.83	\$1,672.50	\$111,608.03	\$395,759.77	\$2,679,869.00	(\$1,537,750.17)
Stormwater	ACA00001	B18015	University Avenue Culvert Reconstruction	9	released	\$711,915.51	\$161,084.30	\$115,944.23	\$147,051.10	\$2,000,769.00	(\$1,288,853.49)
Stormwater	ACA00001	B18117	South Mission Beach SD Replacement	2	released	\$30,561,193.63	\$27,674,627.92	\$117,358.51	\$1,508,025.41	\$68,877,838.50	(\$38,316,644.87)
Stormwater	ACA00001	B19073	5th and Brookes SD Upgrade	3	released	\$7,067,283.00	\$72,257.64	\$81,688.89	\$5,669,411.10	\$7,068,284.00	(\$1,001.00)
Stormwater	ACA00001	B19089	Crown Point Storm Drain Replacement	1	released	\$310,300.00	\$52,092.60	\$34.98	\$158,389.70	\$1,292,059.88	(\$981,759.88)
Stormwater	ACA00001	B19090	Cardinal Road Emergency SD Replacement	7	released	\$5,911,146.79	\$892.59	(\$60.38)	\$23,854.53	\$5,911,146.79	\$0.00
Stormwater	ACA00001	B19101	Wellborn Street Storm Drain Emergency	3	completed	\$1,519,999.69	\$0.00	\$0.00	\$9,669.48	\$1,510,329.92	\$9,669.77
Stormwater	ACA00001	B19126	6500 Montezuma Rd SD Emergency	9	completed	\$7,515,000.00	\$0.00	\$2,749.08	\$148,811.78	\$7,515,000.00	\$0.00
Stormwater	ACA00001	B20019	Crest Canyon Park Emergency SD Replacement	1	completed	\$9,395,495.16	\$192,353.96	\$15,643.72	\$151,223.36	\$9,395,495.16	\$0.00
Stormwater	ACA00001	B20079	Inlet Restoration Group 697A (S)	8	completed	\$54,000.00	\$0.00	\$0.00	\$1,548.49	\$54,000.00	\$0.00
Stormwater	ACA00001	B20086	CMP Storm Drain Lining II	6, 7, 5, 2	released	\$2,360,574.00	\$674,497.40	\$174,374.57	\$358,524.88	\$2,108,663.53	\$251,910.47
Stormwater	ACA00001	B20124	Rancho Mission Canyon Emergency	7	completed	\$2,055,000.00	\$0.01	\$26.38	\$72,790.87	\$2,055,000.00	\$0.00
Stormwater	ACA00001	B20144	Warden St Storm Drain Emergency	2	completed	\$1,223,403.73	\$6,317.84	\$9,946.54	\$11,530.22	\$1,223,403.73	\$0.00
Stormwater	ACA00001	B21020	St Therese Way CMP Storm Drain Emergency	7	completed	\$820,000.00	\$0.00	\$46,291.39	\$34,513.07	\$820,000.00	\$0.00
Stormwater	ACA00001	B21063	Prairie Mound Way Corrugated Metal Pipe SD Emerg	4	completed	\$766,896.94	\$83,114.01	\$14,214.93	\$8,367.07	\$766,896.94	\$0.00
Stormwater	ACA00001	B21115	Cajon Way CMP Storm Drain Emergency	9	completed	\$1,992,500.00	\$0.00	\$7,615.28	\$184,793.12	\$1,992,500.00	\$0.00
Stormwater	ACA00001	B21126	5604 Campanile Way Storm Drain Repair Emergency	9	completed	\$1,835,742.46	\$305,240.73	\$0.00	\$4,028.82	\$1,835,742.46	\$0.00
Stormwater	ACA00001	B21138	3505 Udall St Corrugated Metal Pipe SD Emergency	2	completed	\$908,706.82	\$0.00	\$0.00	\$0.00	\$908,706.82	\$0.00
Stormwater	ACA00001	B21153	3405 Kite Street SD Emergency	3	completed	\$2,060,000.00	\$35,038.05	\$18,770.71	\$16,305.69	\$2,060,000.00	\$0.00
Stormwater	ACA00001	B22013	3984 Pacific Hwy Pump Station Emergency	2	completed	\$805,783.82	\$0.00	\$0.00	\$0.00	\$805,783.82	\$0.00
Stormwater	ACA00001	B22014	2128 Rancho Dr SD Repl SWD	4	closed	\$331,203.84	\$0.00	\$0.00	\$0.00	N/A	N/A
Stormwater	ACA00001	B22018	9900 Campus Point Dr SD Repl SWD	1	closed	\$135,554.74	\$0.00	\$0.00	\$0.00	N/A	N/A
Stormwater	ACA00001	B22028	1932 Springer Rd SD Repl SWD	9	closed	\$38,577.44	\$0.00	\$0.00	\$0.00	N/A	N/A
Stormwater	ACA00001	B22029	2133 Reo Dr SD Repl SWD	4	closed	\$57,976.51	\$0.00	\$0.00	\$0.00	N/A	N/A
Stormwater	ACA00001	B22033	Crespo Dr (Mecca-Soleado) Improv (SD)	1	released	\$124,400.00	\$0.00	\$7,461.90	\$95,488.43	\$131,277.31	(\$6,877.31)
Stormwater	ACA00001	B22049	Lake Murray Blvd & Highwood Dr SD Repl SWD	7	closed	\$75,085.34	\$0.00	\$0.00	\$0.00	N/A	N/A
Stormwater	ACA00001	B22051	2361 Westwood St SD Repl SWD	4	closed	\$94,162.84	\$0.00	\$0.00	\$0.00	N/A	N/A
Stormwater	ACA00001	B22052	4162 60th St & 5973 Alta Mesa Wy Emergency	9	completed	\$1,701,232.00	\$99,776.74	\$27,226.41	\$400,954.47	\$1,220,398.00	\$480,834.00
Stormwater	ACA00001	B22054	5143 East Bedford Dr SD Repl SWD	9	closed	\$61,247.58	\$0.00	\$0.00	\$0.00	N/A	N/A
Stormwater	ACA00001	B22055	6141 Wenrich Dr SD Repl SWD	7	closed	\$90,939.93	\$0.00	\$0.00	\$0.00	N/A	N/A
Stormwater	ACA00001	B22056	6142 Monte Verde Dr SD Repl SWD	7	closed	\$63,698.36	\$0.00	\$0.00	\$0.00	N/A	N/A
Stormwater	ACA00001	B22057	2356 Hopkins St SD Repl SWD	4	closed	\$52,518.42	\$0.00	\$0.00	\$0.00	N/A	N/A
Stormwater	ACA00001	B22058	Accelerated 4275 48th St Improv (SD)	9	released	\$3,308,882.24	\$0.00	\$32,476.46	\$2,985,666.71	\$18,665,600.00	(\$15,356,717.76)
Stormwater	ACA00001	B22066	4940 Panama Place SD Emergency	9	closed	\$90,062.91	\$0.00	\$9,310.00	\$0.00	N/A	N/A
Stormwater	ACA00001	B22067	914 Santa Clara Pl Pump Station N SD Emergency	2	released	\$5,100,000.00	\$1,357,220.00	\$846,340.81	\$75,056.77	\$5,100,000.00	\$0.00
Stormwater	ACA00001	B22119	6314 St. Therese Way SD Repl SWD	7	completed	\$668,257.43	\$40,390.68	\$3,939.49	\$76,456.23	\$668,257.43	\$0.00
Stormwater	ACA00001	B22120	1218 Aqua Park St SD Repl SWD	8	completed	\$1,591,782.85	\$208.17	(\$208.17)	\$0.00	Not in P6	N/A
Stormwater	ACA00001	B22122	5861 College Ave SD Repl SWD	7	completed	\$310,160.00	\$24,479.51	\$7,522.42	\$44,357.67	\$310,160.00	\$0.00
Stormwater											

Asset Owning Dept	Parent	Funded Program	Funded Program Name	Council District	Project Status	PTD Budget	CY Encumbrances	CY Actuals	Remaining Budget	Estimated Project Cost	Future Budget Requirement
Stormwater	ACA00001	B22127	Guy St and Pringle St SD Improv SWD	3	released	\$4,757,697.63	\$671,354.09	\$2,051,868.74	\$1,402,616.45	\$4,747,697.63	\$10,000.00
Stormwater	ACA00001	B22129	4101 Pacific Hwy Pump Station C Emergency	9, 2	released	\$4,100,000.00	\$26,172.12	\$358,421.84	\$1,001,455.30	\$4,100,000.00	\$0.00
Stormwater	ACA00001	B22130	Famosa Slough Alley Slope Restoration	2	released	\$1,241,566.78	\$131,892.75	\$138,734.05	\$99,763.21	\$4,277,675.00	(\$3,036,108.22)
Stormwater	ACA00001	B22153	2870 Mobley St SD Replacement	7	released	\$3,544,337.00	\$1,405,150.43	\$1,283,684.39	\$204,340.92	\$4,329,266.00	(\$784,929.00)
Stormwater	ACA00001	B23004	6118 Caminita Sacate SD Emergency	7	completed	\$1,725,000.00	\$664,157.47	\$292.51	\$13,708.02	\$1,725,000.00	\$0.00
Stormwater	ACA00001	B23022	6002 Camino Rico SD Improv SWD	7	completed	\$1,871,176.38	\$273,429.54	\$32,573.85	\$204,168.02	\$1,871,176.39	(\$0.01)
Stormwater	ACA00001	B23026	7717 Eagle Ridge Dr SD Improv SWD	7	completed	\$2,271,120.00	\$176,606.60	\$14,169.66	\$1,037,311.84	\$2,271,120.00	\$0.00
Stormwater	ACA00001	B23052	102210 Campus Point Drive SD Emergency	6	completed	\$600,000.00	\$0.00	\$1,760.06	\$69,212.51	\$530,787.19	\$69,212.51
Stormwater	ACA00001	B23054	F St and 32nd St Improv SWD	4, 8	completed	\$1,069,037.20	\$0.00	\$4,817.55	\$179,554.79	Not in P6	N/A
Stormwater	ACA00001	B23068	Tonawanda Dr and Marmil Wy SD Improv SWD	4	completed	\$2,373,433.72	\$0.00	\$2,920.00	\$331,591.06	Not in P6	N/A
Stormwater	ACA00001	B23095	728 PB Dr Pump Station G Emergency	1, 2	completed	\$2,000,000.00	\$193.93	\$226,696.79	\$559,118.39	\$2,000,000.00	\$0.00
Stormwater	ACA00001	B23096	Fort Stockton and Allen Rd SD Improv SWD	3	released	\$1,496,642.00	\$319,698.94	\$458,921.06	\$714,553.06	\$1,962,410.00	(\$465,768.00)
Stormwater	ACA00001	B23097	Elm Ave and Harris Ave SD Replacement SWD	8	released	\$583,600.12	\$17,843.83	\$68,146.97	\$469,821.24	\$583,600.00	\$0.12
Stormwater	ACA00001	B23099	20100 San Pasqual Rd SD Replacement	5	released	\$332,587.27	\$0.00	\$6,429.11	\$202,193.40	\$1,744,100.00	(\$1,411,512.73)
Stormwater	ACA00001	B23107	6933 Neptune Place SD Emergency	1	completed	\$1,753,500.00	\$176,185.89	\$130,059.84	\$84,739.81	\$1,753,500.00	\$0.00
Stormwater	ACA00001	B23115	4356 Altamirano Way SD Emergency	3	completed	\$4,027,157.00	\$170,680.17	\$134,235.09	\$153,732.13	\$4,622,157.00	(\$595,000.00)
Stormwater	ACA00001	B23116	5505 Morehouse Dr SD Emergency	6	completed	\$1,270,000.00	\$0.00	\$43,376.62	\$111,040.79	\$1,158,959.21	\$111,040.79
Stormwater	ACA00001	B23117	CMP SD Lining IV	1, 3, 6, 7, 5, 2	released	\$2,350,400.00	\$0.00	\$63,396.11	\$1,859,341.12	\$3,190,409.00	(\$840,009.00)
Stormwater	ACA00001	B23123	4304 Ebersole Dr SD Emergency	8	completed	\$2,129,991.00	\$30,949.22	\$176,761.51	\$104,725.12	\$2,129,990.62	\$0.38
Stormwater	ACA00001	B23124	3232 Dove St SD Emergency	3	completed	\$1,450,000.00	\$902.40	\$43,747.13	\$34,605.20	\$1,775,000.00	(\$325,000.00)
Stormwater	ACA00001	B23125	Pump Station H Catwalk Emergency	2	completed	\$667,000.00	\$0.00	\$15,373.26	\$299,700.48	\$667,000.00	\$0.00
Stormwater	ACA00001	B23134	Aldine Dr Storm Drain Emergency	9	completed	\$1,780,000.00	\$39,804.93	\$161,988.40	\$176,372.53	\$1,855,000.00	(\$75,000.00)
Stormwater	ACA00001	B23135	7671 Macaw Lane SD Emergency	7	completed	\$1,900,000.00	\$474,012.62	\$81,366.40	\$510,230.17	\$1,750,000.00	\$150,000.00
Stormwater	ACA00001	B23138	Jerabek Park SD Emergency	5	completed	\$850,000.00	\$46,529.05	\$123,702.85	\$32,430.92	\$900,000.00	(\$50,000.00)
Stormwater	ACA00001	B23139	5995 Elderagardens St Emergency	7	released	\$5,829,474.87	\$979,769.96	\$3,895,394.55	\$55,844.24	\$5,829,474.87	\$0.00
Stormwater	ACA00001	B23141	Del Sur Blvd and Del Sol Blvd SD SWD	4	completed	\$1,163,449.90	\$58,677.47	\$5,674.90	\$384,841.03	Not in P6	N/A
Stormwater	ACA00001	B23153	8803 Gilman Dr SD Emergency	7	completed	\$1,926,795.86	\$582,452.22	\$65,973.62	\$304,221.67	\$11,926,795.86	\$0.00
Stormwater	ACA00001	B23154	10428 Clairemont Mesa Blvd SD Emergency	1	completed	\$4,020,000.00	\$132,861.49	\$647,545.64	\$33,764.45	\$4,620,000.00	(\$600,000.00)
Stormwater	ACA00001	B23161	12200 Escala Drive SD Emergency	5	completed	\$1,625,000.00	\$229,670.63	\$52,173.40	\$6,177.85	\$1,625,000.00	\$0.00
Stormwater	ACA00001	B24006	8519 Sugarnan Dr SD Emergency	1	completed	\$2,575,000.00	\$93,439.63	\$263,205.55	\$223,743.67	\$2,725,000.15	(\$150,000.15)
Stormwater	ACA00001	B24016	Health Center Dr SD SWD	7	released	\$420,120.00	\$8,605.00	\$18,778.42	\$386,993.48	\$5,020,249.47	(\$4,600,129.47)
Stormwater	ACA00001	B24017	Willow St at Zola St SD SWD	2	released	\$115,600.00	\$1,395.00	\$16,273.39	\$89,437.64	\$1,088,515.00	(\$972,915.00)
Stormwater	ACA00001	B24018	38th St at Franklin Ave SD SWD	9	released	\$160,000.00	\$1,395.00	\$5,938.72	\$152,666.28	\$1,071,300.00	(\$911,300.00)
Stormwater	ACA00001	B24020	Red Pine Dr at Shady Elm Pl SD SWD	8	completed	\$434,500.00	\$11,977.99	\$15,445.89	\$252,946.01	\$434,500.00	\$0.00
Stormwater	ACA00001	B24021	Hawthorn St and 3rd Ave SD SWD	3	released	\$146,000.00	\$1,625.00	\$11,380.27	\$128,401.26	\$1,458,189.00	(\$1,312,189.00)
Stormwater	ACA00001	B24022	6100 Block Rancho Mission Rd SD SWD	7	released	\$24,400.00	\$0.00	\$1,444.60	\$20,713.80	\$569,404.00	(\$545,004.00)
Stormwater	ACA00001	B24023	1st Ave at Brookes Ave SD SWD	3	released	\$130,313.75	\$2,070.00	\$5,876.63	\$119,765.97	\$1,503,080.00	(\$1,372,766.25)
Stormwater	ACA00001	B24065	1105 Sutter Street SD Emergency	3	completed	\$538,000.00	\$0.00	\$3,603.04	\$29,086.37	\$538,000.00	\$0.00
Stormwater	ACA00001	B24066	4502 Rhode Island Street SD Emergency	3	completed	\$3,288,613.00	\$151,210.69	\$474,532.99	\$591,701.03	\$3,288,613.00	\$0.00
Stormwater	ACA00001	B24067	4451 Hermosa Way SD Emergency	3	completed	\$3,500,000.00	\$1,129,108.86	\$1,167,701.20	\$424,851.09	\$4,000,000.00	(\$500,000.00)
Stormwater	ACA00001	B24068	1391 Ava Street SD Emergency	4	completed	\$1,030,000.00	\$95,279.19	\$213,867.34	\$211,289.23	\$1,030,000.00	\$0.00
Stormwater	ACA00001	B24069	Ellen Browning Scripps Park Emergency	1	completed	\$2,199,749.00	\$0.00	\$23,372.39	\$72,330.19	\$2,199,672.63	\$67.37
Stormwater	ACA00001	B24081	3576 Nile Street SD Emergency	3	completed	\$125,000.00	\$0.00	\$6,378.16	\$48,111.18	\$125,000.00	\$0.00
Stormwater	ACA00001	B24106	Villa La Jolla Drainage System Emergency	1	released	\$16,890,000.00	\$12,201,193.72	\$1,238,927.71	\$3,315,718.74	\$21,890,000.00	(\$5,000,000.00)
Stormwater	ACA00001	B24120	8051 & 8075 La Jolla Scenic Dr Emergency	1	released	\$2,800,000.00	\$1,530,976.49	\$907,525.99	\$82,188.88	\$3,250,000.00	(\$450,000.00)
Stormwater	ACA00001	B24124	Pump Station D Outfall Improvements	3, 2	released	\$3,049,350.00	\$2,749,350.00	\$10,499.03	\$169,769.60	\$30,249,353.00	(\$27,200,003.00)
Stormwater	ACA00001	B24128	2348 Greenwing Drive SD Emergency	7	released	\$6,739,917.00	\$5,500,000.00	\$91,284.55	\$1,049,889.48	\$60,800.00	(\$60,083.00)
Stormwater	ACA00001	B24129	4620 Alma Place SD Emergency	9	released	\$2,000,000.00	\$1,287,993.28	\$142,667.49	\$174,195.76	\$3,250,000.00	(\$1,250,000.00)
Stormwater	ACA00001	B24130	4878 Austin Drive SD Emergency	9	released	\$3,497,600.00	\$58,847.19	\$2,050,769.63	\$449,604.89	\$4,400,000.00	(\$802,400.00)
Stormwater	ACA00001	B24131	8097 Hemingway Ave SD Emergency	7	completed	\$5,002,000.00	\$1,176,814.77	\$1,892,723.10	\$40,350.65	\$5,063,761.34	(\$61,761.34)
Stormwater	ACA00001	B24139	535 University Place SD Emergency	3	released	\$2,500,000.00	\$2,000,000.00	\$83,325.67	\$416,674.33	\$2,500,000.00	\$0.00
Stormwater	ACA00001	B24140	2681 Palace Drive SD Emergency	7	released	\$5,500,000.00	\$0.00	\$10,222.78	\$5,386,048.58	\$5,500,000.00	\$0.00
Stormwater	ACA00001	B24141	5124 Argonne Court SD Emergency	2	released	\$2,500,000.00	\$1,761,275.42	\$368,146.05	\$344,741.62	\$2,500,000.00	\$0.00
Stormwater	ACA00001	B24142	6137 Tarragona Drive SD Emergency	9	released	\$2,500,000.00	\$1,465,248.39	\$645,945.12	\$351,426.97	\$3,000,000.00	(\$500,000.00)
Stormwater	ACA00001	B24143	6201 Lorca Drive SD Emergency	9	released	\$2,500,000.00	\$979,540.76	\$907,568.86	\$566,044.05	\$2,800,000.00	(\$300,000.00)
Stormwater	ACA00001	B24144	6760 High Country Court SD Emergency	7	released	\$4,925,000.00	\$2,560,162.60	\$561,115.87	\$1,793,248.83	\$4,000,000.00	\$925,000.00
Stormwater	ACA00001	B24145	7403 Rowena Street SD Emergency	7	released	\$2,000,000.00	\$1,465,923.49	\$215,903.77	\$304,803.93	\$2,000,000.00	\$0.00
Stormwater	ACA00001	B24146	11131 Negley Avenue SD Emergency	5	released	\$2,000,000.00	\$1,020,602.02	\$577,851.33	\$370,139.75	\$2,000,000.00	\$0.00
Stormwater	ACA00001	B25020	Conny St at High Knoll Rd SD SWD	7	released	\$200,000.00	\$3,375.00	\$5,273.27	\$191,351.73	Not in P6	N/A
Stormwater	ACA00001	B25021	Malcolm Dr at Rolando Blvd SD SWD	8	released	\$200,000.00	\$0.00	\$426.17	\$199,571.83	Not in P6	N/A
Stormwater	ACA00001	B25022	Royal Oak Dr at Sears Ave SD SWD	4	released	\$200,000.00	\$0.00	\$16,603.43	\$183,396.57	\$3,245,000.00	(\$3,045,000.00)
Stormwater	ACA00001	B25023	Van Dyke Pl at Van Dyke Ave SD SWD	9	released	\$3,211,564.79	\$3,060.00	\$159,883.44	\$3,048,621.35	\$3,525,000.00	(\$313,435.21)
Stormwater	ACA00001	B25024	Pump Station B SD Rehab Emergency	2	released	\$2,000,000.00	\$1,750,000.00	\$91,157.94	\$158,842.06	\$2,000,000.00	\$0.00
Stormwater	ACA00001	B25025	Campus Pt Dr SD SWD	6	released	\$1,000,000.00	\$5,200.00	\$32,967.97	\$961,832.03	Not in P6	N/A
Stormwater	ACA00001	B25027	3635 7th Ave SD Emergency	3	released	\$6,000,000.00	\$3,816,775.73	\$2,006,679.15	\$176,545.12	\$6,200,000.00	(\$200,000.00)
Stormwater	ACA00001	B25028	5989 San Dimas Ave USD SD Emergency	7	released	\$2,000,000.00	\$1,500,000.00	\$46,999.79	\$453,000.21	\$4,000,000.00	(\$2,000,000.00)
Stormwater	ACA00001	B25035	CMP SD Lining V	1, 2, 3, 4, 5, 6, 7, 8, 9	released	\$200,000.00	\$0.00	\$241,645.14	(\$41,645.14)	\$4,438,000.00	(\$4,238,000.00)
Stormwater	ACA00001	B25036	Pump Station H ATS Emergency	2	released	\$300,000.00	\$195,870.81	\$0.00	\$104,129.19	Not in P6	N/A
Stormwater	ACA00001	B25044	1655 S 32nd St SD Emergency	8	released	\$1,500,000.00	\$0.00	\$82,038.77	\$1,417,961.23	\$3,500,000.00	(\$2,000,000.00)
Stormwater	ACA00001	B25045	6790 Friars Rd SD Emergency	7	released	\$3,000,000.00	\$240,350.00	\$44,167.94	\$2,715,482.06	\$3,000,000.00	\$0.00
Stormwater	ACA00001	B25066	SW Channel Emergency Permanent Repairs	4, 8	released	\$4,500,000.00	\$4,350,000.00	\$31,687.11	\$118,312.89	Not in P6	N/A
Stormwater	ACA00001	B25078	2650 Broadway St Emergency Replacement	3	released	\$2,000,000.00	\$0.00	\$18,781.23	\$1,981,218.77	\$2,000,000.00	\$0.00
Stormwater	ACC00001	ACC00001	Stormwater Green Infrastructure	N/A	N/A	\$24,217,721.11	\$9,365,987.85	\$0.00	\$14,851,733.26	N/A	N/A
Stormwater	ACC00001	B10027	Bannock Ave Streetscape Enhancement	2	completed	\$4,834,294.12	\$92,515.06	\$55,311.17	\$18,625.45	\$4,834,294.05	\$0.07
Stormwater	ACC00001	B12040	Maple Canyon Restoration - Phases 1 & 2	3	released	\$17,595,749.00	\$6,062,957.94	\$2,230,890.01	\$1,373,901.83	\$18,285,748.60	(\$689,999.60)
Stormwater	ACC00001	B14120	Alamo Salvaterra 68th Street Basins LID	9	completed	\$4,238,458.00	\$0.00	\$18,944.75	\$4,238,458.00	\$0.00	\$0.00
Stormwater	ACC00001	B15051	Logan Heights LID (South)	7	released	\$9,930,000.00	\$1,359,835.56	\$1,132,291.85	\$1,282,747.96	\$9,929,999.72	\$0.28
Stormwater	ACC00001	B15100	Serra Mesa Storm Drain & GI (GI)	9	released	\$931,912.03	\$67,266.21	\$15,688.26	\$295,647.75	\$1,601,920.00	(\$670,007.97)
Stormwater	ACC00001	B15102	Green Infrastructure Group 1024	4	released	\$1,336,241.66	\$283,744.42	\$10,013.90	\$135,930.59	\$4,043,254.00	(\$2,707,012.34)
Stormwater	ACC00001	B15103	Green Infrastructure Group 1027	3	released	\$1,999,999.79	\$0.00	\$47,159.47	\$1,403,239.93	\$3,120,000.00	(\$1,120,000.21)
Stormwater	ACC00001	B15104	Green Infrastructure Group 1014	9	released	\$829,500.20	\$0.00	\$9,866.34	\$223,419.48	\$3,146,301.80	(\$2,316,801.60)
Stormwater	ACC00001	B15171	El Cerrito & Rolando Park SD & GI (GI)	9	released	\$1,873,505.65	\$822,777.37	\$231,188.01	\$4,296.64	\$12,984,691.10	(\$11,111,18

Asset Owning Dept	Parent	Funded Program	Funded Program Name	Council District	Project Status	PTD Budget	CY Encumbrances	CY Actuals	Remaining Budget	Estimated Project Cost	Future Budget Requirement
Stormwater	ACC00001	B17118	PB Dr SD Imp and Wetland Restoration	1, 2	released	\$212,251.10	\$0.00	\$0.00	\$0.00	\$14,898,800.00	(\$14,886,548.90)
Stormwater	ACC00001	B18118	South Mission Beach GI	2	released	\$1,794,187.22	\$100,480.89	\$73,619.97	\$291,781.10	\$10,973,869.48	(\$9,179,682.26)
Stormwater	ACC00001	B19095	Streamview Drive Green Infrastructure	9, 4	released	\$12,300,755.46	\$272,773.51	\$184,660.66	\$11,286,571.67	\$24,222,655.00	(\$11,921,889.54)
Stormwater	ACC00001	B23098	Auburn Creek Trash Capture Devices	9	released	\$2,029,467.50	\$478,818.79	\$343,318.31	\$105,458.69	\$23,624,095.00	(\$21,594,627.50)
Stormwater	S22015	B17119	Pump Station D Component Upgrade	2	released	\$6,242,700.91	\$3,093,331.15	\$584,757.51	\$1,438,303.06	\$65,590,000.00	(\$59,347,299.09)
Stormwater	Standalone	P24010	Stormwater CIP Program Management	1, 2, 3, 4, 5, 6, 7, 8, 9	released	\$8,500,000.00	\$552,003.11	\$457,233.58	\$5,184,130.00	Not in P6	N/A
Stormwater	Standalone	P25001	Pump Station C Assessment	2	released	\$500,000.00	\$0.00	\$0.00	\$500,000.00	Not in P6	N/A
Stormwater	Standalone	S00969	Carmel Country Road Low Flow Channel	1	released	\$7,727,499.00	\$1,048,565.80	\$278,819.38	\$5,170,753.36	\$6,849,729.00	\$877,770.00
Stormwater	Standalone	S20093	Maple Canyon Storm Drain Upgrade	3, 2	released	\$894,641.53	\$217.28	\$0.00	\$0.00	\$84,069,460.00	(\$83,114,818.47)
Stormwater	Standalone	S22008	Upper Auburn Creek Revitalization Project	9	released	\$2,542,915.26	\$1,331,428.25	\$140,571.75	(\$0.00)	\$86,810,695.00	(\$84,267,779.74)
Stormwater	Standalone	S22009	Chollas Creek Restoration 54th St & Euclid Ave	9, 4	released	\$2,697,855.00	\$1,439,577.25	\$121,168.65	\$237,018.50	\$29,659,910.00	(\$26,962,055.00)
Stormwater	Standalone	S22015	Pump Station D Upgrade	2	released	\$0.00	\$0.00	\$0.00	\$0.00	Not in P6	N/A
Stormwater	Standalone	S24006	Pump Station G & 17 Full Improvement	1, 2	released	\$8,482,480.13	\$0.00	\$141,571.90	\$8,175,056.67	\$74,322,170.13	(\$65,839,690.00)
Stormwater	Standalone	S24008	SD East of Rachael Ave SWD	4	released	\$2,470,119.00	\$116,015.90	\$253,833.32	\$26,418,268.83	\$57,000,000.00	(\$29,529,881.00)
Stormwater	Standalone	S24011	Beta St Channel and SD Improvement	8	released	\$4,494,602.00	\$1,257,403.49	\$174,779.72	\$2,282,912.85	\$66,557,204.02	(\$52,062,602.02)
Stormwater Total						\$775,494,295.57	\$297,336,489.28	\$423,633,641.37	\$249,167,216.01		
Transportation	AIA00001	B13088	Camino del Este Path Xing Improvements	3	closed	\$513,947.66	\$0.00	\$113.44	(\$0.00)	N/A	N/A
Transportation	AIA00001	B17056	Downtown Complete Street Implementation	3	completed	\$9,983,774.27	\$119,192.90	\$3,584.49	\$152,093.02	\$9,833,774.27	\$150,000.00
Transportation	AIA00001	B17113	Chollas Creek to Bayshore Multi Use Path	8	released	\$1,740,401.94	\$544,543.25	\$83,888.64	\$53,232.56	\$9,077,900.00	(\$7,337,498.06)
Transportation	AIA00001	B19137	National Avenue Complete Street	4	released	\$30,000.00	\$9,600.00	\$0.00	\$13,883.51	\$30,000.00	\$0.00
Transportation	AIA00001	B19143	Downtown Complete St Impl Phase 2	3, 2	completed	\$7,771,565.00	\$0.00	\$0.00	\$3,903,099.47	\$3,891,565.24	\$3,879,999.76
Transportation	AIA00001	B19144	Downtown Complete St Impl Phase 3	3	released	\$6,630,000.00	\$3,004,615.44	\$111,114.60	\$480,911.91	\$6,630,000.00	\$0.00
Transportation	AIA00001	B21123	Sewer and AC Water GJ 778 (BL)	4	released	\$113,728.04	\$0.00	\$113,728.04	\$0.00	\$113,728.04	\$0.00
Transportation	AIA00001	B21136	AC Water & Sewer Group 1056 (BL)	6, 7	released	\$64,000.00	\$0.00	\$64,000.00	\$0.00	\$64,000.00	\$0.00
Transportation	AIA00001	B21144	Pacific Beach Pipeline South (BL)	2	completed	\$79,000.00	\$0.00	\$74,291.80	\$184.33	\$79,000.00	\$0.00
Transportation	AIA00001	B22025	Alvarado 2nd Extension Pipeline (BL)	3, 7, 2	released	\$333,580.41	\$0.00	\$0.00	\$333,580.41	\$185,648.90	\$147,931.51
Transportation	AIA00001	B22105	University City Improv 1 (BL)	6	released	\$149,302.00	\$0.00	\$0.00	\$149,302.00	\$196,128.00	(\$46,826.00)
Transportation	AIA00001	B22107	Morena Pipeline (BL)	17, 2	released	\$377,000.00	\$0.00	\$346.27	\$360,876.80	\$373,688.00	\$33,312.00
Transportation	AIA00001	B23017	Balboa Park Pipeline Repl (BL)	3	released	\$925,196.12	\$58,851.33	\$3,502.20	\$384,536.03	\$925,196.12	\$0.00
Transportation	AIA00001	B23046	Downtown Complete St Impl. Ph. 3A2	3	released	\$2,224,222.11	\$0.00	\$35,243.71	\$1,679,907.92	\$5,528,100.00	(\$3,303,877.89)
Transportation	AIA00001	B23088	South Mission Beach SD Replacement (BL)	2	released	\$83,506.86	\$70,820.00	\$0.00	\$10,080.83	\$83,426.00	(\$9,919.14)
Transportation	AIA00001	B23089	ACC Sewer Group 851 (BL)	2	released	\$130,000.00	\$117,925.00	\$3,403.31	\$7,829.01	\$130,000.00	\$0.00
Transportation	AIA00001	B23090	AC Water & Sewer Group 1048 (BL)	6	released	\$124,538.00	\$0.00	\$0.00	\$124,538.00	\$124,538.00	\$0.00
Transportation	AIA00001	B23118	Downtown Complete St Impl. Ph. 3B1	3	released	\$500,000.00	\$0.00	\$137,247.50	\$167,779.92	\$17,027,500.00	(\$16,527,500.00)
Transportation	AIA00001	B23119	Downtown Complete St Impl. Ph. 3B2	3	released	\$500,000.00	\$0.00	\$81,490.10	\$421,781.34	\$5,248,800.00	(\$4,748,800.00)
Transportation	AIA00001	B23120	Downtown Complete St Impl. Ph. 3B3	3	released	\$500,000.00	\$0.00	\$5,292.33	\$213,133.69	\$5,414,800.00	(\$4,914,800.00)
Transportation	AIA00001	B24000	Lake Murray Improv 2 (BL)	7	released	\$305,661.93	\$300,329.31	\$0.00	\$5,332.62	\$305,661.93	\$0.00
Transportation	AIA00001	B24002	Clairemont Mesa East Improv 2 (BL)(VZ)	2	released	\$200,000.00	\$189,215.10	\$447.10	\$10,337.80	\$200,000.00	\$0.00
Transportation	AIA00001	B25060	Block 1M Nautilus St (BL)	1	released	\$223,001.89	\$0.00	\$0.00	\$223,001.89	\$223,001.89	\$0.00
Transportation	AID00001	AID00001	Utilities Undergrounding Program	N/A	N/A	\$3,195,881.29	\$0.00	\$0.00	\$3,195,881.29	N/A	N/A
Transportation	AID00001	B00836	District 1 Block 1-J UUD	1	released	\$2,471,808.85	\$1,415,917.73	\$47,258.88	\$386,928.98	\$2,471,809.12	(\$0.27)
Transportation	AID00001	B12087	Block 251 South Mission Beach UUD	2	released	\$913,000.00	\$5,223.68	\$25,731.65	\$33,459.51	\$913,000.00	\$0.00
Transportation	AID00001	B13151	Block 1M UUD (La Jolla 4)	4	released	\$749,000.00	\$8,223.25	\$26,891.01	\$10,217.05	\$749,000.00	\$0.00
Transportation	AID00001	B13152	Block 4-J1 UUD (Mid City)	4	released	\$655,000.00	\$0.00	\$0.00	\$115,355.86	\$655,000.00	\$0.00
Transportation	AID00001	B13155	Block 8C UUD (Greater Golden Hill)	3	released	\$840,000.00	\$0.00	\$106,927.91	\$211,788.13	\$840,000.00	\$0.00
Transportation	AID00001	B15084	Block 1M1 SLU	1	closed	\$47,876.13	\$0.00	\$912.44	\$0.00	N/A	N/A
Transportation	AID00001	B15085	Block 7G2 UUD	9	released	\$1,478,193.00	\$9,885.62	\$219,367.70	\$41,789.44	\$1,478,192.54	\$0.46
Transportation	AID00001	B15086	Block 6H UUP	2	released	\$703,000.00	\$0.00	\$20,699.94	\$50,212.01	\$703,000.00	\$0.00
Transportation	AID00001	B15087	Block 4Y UUP	4	released	\$2,069,000.00	\$413,421.32	\$100,405.90	\$71,939.04	\$2,069,000.33	(\$0.33)
Transportation	AID00001	B15093	Seminole Drive UUP (Stanley to Estelle) - 20A	9	released	\$200,000.00	\$33,217.56	\$42,407.64	\$8,569.02	\$200,000.00	\$0.00
Transportation	AID00001	B15097	Block 8R UUP	8	released	\$564,000.00	\$0.00	\$175,283.34	\$37,582.39	\$1,464,000.00	(\$900,000.00)
Transportation	AID00001	B15098	Block 2S2 UUD	2	completed	\$1,109,000.00	\$0.00	\$0.00	\$1,085,263.72	Not in P6	N/A
Transportation	AID00001	B17012	Mt Acadia (Mt Alifan-Mt Burnham) SL U0621	2	closed	\$412,865.00	\$0.00	\$400.81	\$0.00	N/A	N/A
Transportation	AID00001	B17013	Seminole PH2 (El Cajon-Stanley) SL U0630	9	released	\$320,000.00	\$24,164.82	\$78,734.49	\$28,116.65	\$320,000.00	\$0.00
Transportation	AID00001	B17071	Fanuel St III (Grand-PB Dr) Rd Imp UU188	1	released	\$606,540.31	\$0.00	\$68,816.18	\$334,605.51	\$628,134.29	(\$21,593.98)
Transportation	AID00001	B17098	San Vicente PH I-II Rd Imp UU505-UU506	4	released	\$1,764,200.00	\$729,455.49	\$146,001.97	\$506,450.53	\$1,764,200.00	\$0.00
Transportation	AID00001	B18023	Block 2B8 (Pacific Beach) SL UU854	1	released	\$1,673,756.98	\$963,675.68	\$65,473.15	\$378,022.75	\$1,673,756.98	\$0.00
Transportation	AID00001	B18129	Block 7T - Allied Gardens Streetlights UU65	7	released	\$640,379.18	\$0.00	\$2,382.60	\$427,106.27	\$1,793,000.00	(\$1,118,620.82)
Transportation	AID00001	B18130	Orange Ave PH3 (Central - Fairmount) Slights UU24	9	completed	\$288,605.00	\$0.00	\$17,275.62	\$18,249.26	\$288,604.82	\$0.08
Transportation	AID00001	B18136	Howard Phase I -II(Park-Texas) Rd Imp UU71 - UU72	3	released	\$911,598.00	\$0.00	\$79,621.79	\$553,075.19	\$971,000.00	(\$59,402.66)
Transportation	AID00001	B18137	Coronado SB (27th SB - Madden) Rd Imp UU193	8	released	\$692,253.68	\$0.00	\$74,856.67	\$467,941.93	\$716,754.07	(\$24,500.39)
Transportation	AID00001	B18138	Wightman (Chamounne - Euclid) Rd Imp UU388	9	released	\$354,288.00	\$0.00	\$63,460.42	\$78,991.60	\$900,000.00	(\$545,712.00)
Transportation	AID00001	B18140	Mission Blvd (Loring St -Turquoise St) Rd Imp UU30	1	released	\$1,419,552.00	\$0.00	\$90,803.94	\$1,076,632.27	\$1,149,552.00	\$270,000.00
Transportation	AID00001	B18141	32nd St PHII (Market-imp.) Rd Imp UU17	9	released	\$1,123,449.70	\$434,665.19	\$81,692.11	\$235,159.42	\$1,123,449.70	\$0.00
Transportation	AID00001	B18142	Block 6DD1 (Clairemont Mesa) Rd Imp UU410	2	released	\$1,500,811.00	\$0.00	\$68,372.44	\$1,122,879.00	\$1,500,811.00	\$0.00
Transportation	AID00001	B18143	Block 7O1 (College Ave) Rd Imp UU973 Residential	9	completed	\$373,863.54	\$0.00	\$0.00	\$35,924.43	\$373,863.54	\$0.00
Transportation	AID00001	B18144	32nd St Phase I (Market St - F St) Rd Imp UU386	9	released	\$424,100.20	\$0.00	\$78,779.01	\$138,778.09	\$683,096.00	(\$258,995.80)
Transportation	AID00001	B18147	31st Street (Market Street - L Street) Rd Imp UU11	9	released	\$392,472.81	\$0.00	\$67,661.23	\$78,172.24	\$954,595.78	(\$562,122.97)
Transportation	AID00001	B18148	Cass St (Grand Ave -Pacific Beach Dr) Rd Imp UU143	1	released	\$317,018.70	\$0.00	\$36,948.85	\$123,559.15	\$1,528,990.67	(\$1,211,971.97)
Transportation	AID00001	B18149	Golfcrest Dr (Jackson Dr - Wandermere) Rd Imp UU584	7	released	\$818,673.00	\$109,989.37	\$276,953.08	\$12,217.63	\$836,464.07	(\$17,791.07)
Transportation	AID00001	B18150	25th (SB) St (Coronado ave -Grove Ave) Rd Imp UU995	8	released	\$287,463.51	\$0.00	\$70,397.40	\$58,657.54	\$510,213.00	(\$222,749.49)
Transportation	AID00001	B18151	Hughes St (58th Street - Jodi Street) Rd Imp UU101	9	released	\$988,497.00	\$0.00	\$73,687.00	\$673,593.05	\$988,496.93	\$0.07
Transportation	AID00001	B18153	Hilltop Dr PH I (Boundary St-Toyne St) Rd Imp UU617	9	released	\$1,264,453.00	\$491,412.61	\$78,030.81	\$334,074.94	\$1,264,453.00	\$0.00
Transportation	AID00001	B18155	Block 1M (La Jolla 4) Rd Imp UU659 RP	1	released	\$2,052,457.00	\$0.00	\$108,075.11	\$1,582,997.69	\$2,052,456.64	\$0.36
Transportation	AID00001	B20045	San Diego Ave (OldTown-McKee) Streetlights UU598	3, 2	completed	\$340,601.00	\$0.00	\$23,305.68	\$14,070.51	\$340,600.00	\$0.45
Transportation	AID00001	B20050	Block 3D (Adams North) Streetlights UU908	9	completed	\$724,000.00	\$0.00	\$502.64	\$669,910.20	Not in P6	N/A
Transportation	AID00001	B21092	C Chavez Pkwy (IS-Comml) St UU27 - urst str lights	6	completed	\$244,290.00	\$2,576.36	\$14,825.11	\$19,283.73	\$244,290.41	(\$0.41)
Transportation	AID00001	B22082	Block 251(South Mission) Rd Imp UU977 (CS)	2	released	\$950,350.54	\$230,473.23	\$40,808.10	\$0.00	\$950,351.00	(\$0.46)
Transportation	AID00001	B23053	Orange Ave Rd Imp UU24	9	released	\$804,093.86	\$155,703.88	\$75,898.89	\$22,517.42	\$684,092.86	\$120,001.00
Transportation	AID00001	B24084	Block 1J Phase 2 Roadway Imp UU231 (CS)	1	released	\$200,000.00	\$0.00	\$1,435.58	\$195,735.40	Not in P6	N/A
Transportation	AID00001	B24086	Block 7G2 Rd Imp (CS) UU209	9	released	\$3,348,000.00	\$2,325,712.51	\$81,765.99	\$846,654.72	\$3,323,712.51	\$24,287.49
Transportation	AID00001	B24126	Crown Point Ingraham UU854 (CS)	1	released	\$105,752.76	\$37,596.59	\$0.00	\$0.00	\$105,752.76	\$0.00
Transportation	AID00005	AID00005	Street Resurfacing and Reconstruction	N/A	N/A	\$11,263,341.88	\$4,333,533.35	\$0.00	\$6,929,808.53	N/A	N/A
Transportation	AID00005	B16024	Asphalt Overlay Group 1601	1, 2, 3, 4, 5, 6, 7, 8, 9	completed	\$12,168,114.68	\$157,752.21	\$153.72	\$87,140.49	\$12,069,027.84	

Asset Owning Dept	Parent	Funded Program	Funded Program Name	Council District	Project Status	PTD Budget	CY Encumbrances	CY Actuals	Remaining Budget	Estimated Project Cost	Future Budget Requirement
Transportation	AID00005	B19007	Miramar Ranch North Paving G1	5,6	completed	\$4,976,523.31	\$5,440.96	\$1,609.30	\$264,152.25	\$4,965,761.76	\$10,761.55
Transportation	AID00005	B20040	Coast Bl Sea Cave Emrg Stablz Project	1	completed	\$3,553,925.91	\$0.00	\$672.31	\$18,045.48	\$3,553,925.49	\$0.42
Transportation	AID00005	B20099	Allied Gardens Improv 3 (P)	7	released	\$150,000.00	\$0.00	\$0.00	\$145,208.85	\$1,344,139.00	(\$1,194,139.00)
Transportation	AID00005	B20138	Rancho Penasquitos Paving Group 1	4	completed	\$2,702,719.64	\$343,260.77	\$0.00	\$346,310.51	\$2,395,365.57	\$307,354.07
Transportation	AID00005	B20145	La Jolla Scenic Drive Paving	1	completed	\$231,044.52	\$0.00	\$0.00	(\$0.00)	\$231,044.52	\$0.00
Transportation	AID00005	B20151	Hillside Dr (SD System Install/Resurface) Improv	1	released	\$1,350,000.00	\$145,672.77	\$12,344.35	\$23,376.02	\$1,350,000.00	\$0.00
Transportation	AID00005	B20105	Trench Paving Sewer & AC Water Group 697A	3, 8	completed	\$385,000.00	\$0.00	\$0.00	\$0.00	\$385,000.00	\$0.00
Transportation	AID00005	B21042	Pacific Beach Pipeline South Paving	2	completed	\$1,496,794.36	\$0.00	\$0.00	\$0.00	\$1,496,688.30	\$106.06
Transportation	AID00005	B21084	Clay 2nd Pipeline Phase 1 - paving	4	released	\$61,119.70	\$61,119.70	\$0.00	\$0.00	\$252,200.00	(\$191,080.30)
Transportation	AID00005	B21085	16-in & Larger CI W&S Main Repl Group A - paving	1, 3, 7, 2	completed	\$236,395.36	\$0.00	\$0.00	\$480.10	\$236,395.36	\$0.00
Transportation	AID00005	B21086	AC Water & Sewer Group 1013 - paving	9	completed	\$664,859.86	\$0.00	\$0.00	\$0.00	\$664,860.00	(\$0.14)
Transportation	AID00005	B21087	AC Water & Sewer Group 1018 - paving	1, 2	completed	\$191,811.95	\$0.00	\$0.00	\$0.00	\$191,811.96	(\$0.01)
Transportation	AID00005	B21089	Asphalt Overlay Group 2110 (citywide)	1, 6, 8, 7, 4	completed	\$12,131,000.00	\$536,813.73	\$38,937.46	\$573,486.69	\$11,831,000.09	\$299,999.91
Transportation	AID00005	B21090	Asphalt Overlay Group 2111 (central)	3, 9	completed	\$9,031,500.00	\$362,723.70	\$51,981.70	\$302,344.22	\$9,031,500.00	\$0.00
Transportation	AID00005	B21091	AC Water & Sewer Group 1026 - urgent paving	9	completed	\$150,000.00	\$0.00	\$0.00	\$0.00	\$150,000.00	\$0.00
Transportation	AID00005	B21124	Otay 1st/2nd PPL West of Highland (P)	3, 9	completed	\$1,071,522.00	\$0.00	\$140,485.00	\$0.00	\$1,071,522.00	\$0.00
Transportation	AID00005	B21149	Sewer and AC Water Group 807 (P)	9	completed	\$815,704.82	\$367.44	\$0.00	\$548,292.25	\$815,704.82	\$0.00
Transportation	AID00005	B22053	Enrico Fermi Dr & Airway Rd Strt Improv	8	completed	\$827,388.00	\$0.00	\$0.00	\$9,950.00	\$827,438.00	(\$50.00)
Transportation	AID00005	B22061	AC Water & Sewer Group 1027 (P)	3	completed	\$464,212.48	\$0.00	\$0.00	\$0.00	\$464,212.48	\$0.00
Transportation	AID00005	B22062	AC Water & Sewer Group 1029 (P)	4	released	\$3,144,103.66	\$0.00	\$23,858.76	\$3,120,244.90	\$383,314.01	\$2,760,789.65
Transportation	AID00005	B22065	Univ Ave (Aragon-69th St) (P)	9	completed	\$46,370.01	\$0.00	\$0.00	\$0.00	\$46,370.01	(\$0.01)
Transportation	AID00005	B22108	AC Water & Sewer Group 1024 (P)	4	completed	\$1,653,581.38	\$0.00	\$0.00	\$0.00	\$1,653,581.38	\$0.00
Transportation	AID00005	B22109	Sewer & Water GJ Crown Pt s La Playa (P)	1	released	\$1,230,320.98	\$1,111,102.45	\$0.00	\$50,000.00	\$1,231,491.96	(\$1,170.98)
Transportation	AID00005	B22110	Sewer and AC Water Group 765 (P)	4	completed	\$947,961.11	\$0.00	\$0.00	\$73,293.15	\$947,961.11	\$0.00
Transportation	AID00005	B22115	Asphalt Resurfacing Group 1901 (SS)	1, 7, 5, 2	completed	\$5,478,599.17	\$22,140.50	\$36,096.53	\$576,656.99	\$5,469,536.65	\$9,052.32
Transportation	AID00005	B22116	Asphalt Overlay Group 2110 (SS)	1, 6, 7, 4	completed	\$9,600,000.00	\$541,775.00	\$137,690.71	\$2,444,320.15	\$7,404,982.99	\$2,195,007.01
Transportation	AID00005	B22117	Asphalt Overlay Group 2111 (SS)	3, 8, 9	completed	\$5,746,000.00	\$2,698,221.66	\$120,154.67	\$196,339.65	\$5,746,000.00	\$0.00
Transportation	AID00005	B22128	AC Water & Sewer Group 1042 (SS)	8	completed	\$8,686,075.49	\$1,016,700.60	\$195,305.90	\$95,923.24	\$8,686,075.11	\$0.38
Transportation	AID00005	B22134	Asphalt Overlay 2200 (SS)	6, 7, 2	released	\$15,805,825.90	\$83,383.28	\$7,790,954.41	\$906,442.30	\$15,305,825.90	\$500,000.00
Transportation	AID00005	B22138	Crespo Dr (Mecca-Solead) Improv (P)	1	released	\$688,400.00	\$0.00	\$185.73	\$688,214.27	\$688,400.00	\$0.00
Transportation	AID00005	B22140	Balboa Park Pipeline Repl Ph II (P)	3	completed	\$2,236,291.58	\$121,466.80	\$0.00	\$278,384.12	\$2,036,291.20	\$200,000.38
Transportation	AID00005	B22141	Balboa Park Pipeline Repl Ph III (P)	3	released	\$108,422.00	\$0.00	\$45,407.00	\$50,000.00	\$108,422.00	\$0.00
Transportation	AID00005	B22143	Remaining Small Diameter CI Water Ph2(P)	3, 8, 7, 9, 4	released	\$156,732.00	\$81,535.08	\$39,378.67	\$0.00	\$156,732.00	\$0.00
Transportation	AID00005	B22144	Sewer and AC Water Group 1032 (SS)	8	released	\$1,096,000.00	\$0.00	\$0.00	\$220,556.66	\$1,096,000.00	\$0.00
Transportation	AID00005	B22145	Undergrounding Resurfacing (SS)	4, 7, 9	released	\$2,147,201.17	\$2,113,772.56	\$18,237.52	\$2,284.52	\$2,144,916.65	\$2,284.52
Transportation	AID00005	B22150	Palm Ave I-5 to Georgia Street Repairs	8	released	\$4,000,000.00	\$0.00	\$29,239.89	\$3,824,242.76	\$4,000,000.00	\$0.00
Transportation	AID00005	B22155	Witch Creek Fire Street Improv	5	completed	\$3,710,000.00	\$0.00	\$48,587.19	\$125,224.47	\$3,630,000.00	\$80,000.00
Transportation	AID00005	B23016	Redland Improv (P)	9	completed	\$756,288.14	\$260,718.96	\$4,663.49	\$162,980.43	\$554,831.86	\$201,456.28
Transportation	AID00005	B23018	Asphalt Overlay 2201 (SS)	1	completed	\$750,105.00	\$0.00	\$1,010.93	\$8,691.80	\$750,105.00	\$0.00
Transportation	AID00005	B23019	Asphalt Overlay 2202 (SS)	8, 9, 4	completed	\$8,894,078.50	\$1,401,324.35	\$378,607.80	\$431,125.38	\$8,894,078.14	\$0.36
Transportation	AID00005	B23020	Orange Ave Rd Imp UU24 (SS)	9	released	\$400,000.00	\$397,416.49	\$0.00	\$2,583.51	\$397,416.49	\$2,583.51
Transportation	AID00005	B23059	Sewer and AC Water Group 812 (P)	1	released	\$403,778.00	\$11,359.46	\$0.00	\$281,958.77	\$403,778.00	\$0.00
Transportation	AID00005	B23080	Sewer and AC Water GJ 778 (P)	4	completed	\$375,665.00	\$0.00	\$326,665.00	\$49,000.00	\$375,665.00	\$0.00
Transportation	AID00005	B23087	Sewer Group 836 (P)	3	released	\$166,678.68	\$136,678.68	\$0.00	\$30,000.00	\$166,678.68	\$0.00
Transportation	AID00005	B23093	Sewer Group Job 843 (P)	8	completed	\$120,954.00	\$11,072.60	\$0.00	\$0.00	\$120,954.00	\$0.00
Transportation	AID00005	B23094	AC Water & Sewer Group 1036 (P)	9	completed	\$596,756.82	\$0.00	\$0.00	\$373,786.32	\$222,970.50	\$373,786.32
Transportation	AID00005	B23113	Sewer and AC Water Group 763 (P)	7, 2	released	\$850,000.00	\$850,000.00	\$0.00	\$0.00	\$850,000.00	\$0.00
Transportation	AID00005	B23130	AC Overlay Group 2301	3, 7, 9, 2	completed	\$8,143,575.53	\$2,181,627.22	\$2,202,041.65	\$780,960.29	\$8,143,555.53	\$20.00
Transportation	AID00005	B23131	AC Overlay Group 2302	1, 6, 2	completed	\$8,050,000.41	\$2,064,125.23	\$1,593,220.18	\$649,041.78	\$8,050,000.41	\$0.00
Transportation	AID00005	B23144	Damon Ave Water Main Repl & AC Ext (P)	1	completed	\$350,000.00	\$32,179.26	\$0.00	\$111,796.15	\$238,203.85	\$111,796.15
Transportation	AID00005	B23156	AC Overlay Group 2303	1, 8, 9, 2	released	\$5,157,285.25	\$3,273,924.56	\$94,188.09	\$1,460,487.35	\$4,828,599.85	\$328,685.40
Transportation	AID00005	B23157	AC Overlay Group 2304	3, 7, 9, 2	released	\$8,829,334.05	\$6,023,038.01	\$74,943.82	\$2,435,341.17	\$8,633,322.66	\$296,011.39
Transportation	AID00005	B24001	Montezuma PPL/Mid-City Pipeline Ph 2 (P)	9	released	\$290,973.00	\$134,213.80	\$0.00	\$156,759.20	\$290,973.00	\$0.00
Transportation	AID00005	B24003	AC Overlay Group 2305	3, 8, 9, 2, 4	completed	\$4,250,000.00	\$1,100,906.96	\$144,961.00	\$196,032.36	\$4,800,000.05	(\$550,000.05)
Transportation	AID00005	B24004	AC Overlay Group 2306	5	completed	\$5,470,000.00	\$1,140,232.72	\$310,893.52	\$198,312.47	\$6,170,000.00	(\$700,000.00)
Transportation	AID00005	B24009	AC Overlay Navajo Rd (SS)	7	completed	\$2,340,000.00	\$215,473.02	\$34,534.74	\$134,344.50	\$2,293,940.72	\$46,059.28
Transportation	AID00005	B24011	AC Overlay Group 2401	6, 8, 2, 4	released	\$10,875,000.07	\$8,763,095.40	\$114,060.85	\$1,633,575.31	\$11,398,506.00	(\$521,505.93)
Transportation	AID00005	B24012	AC Overlay Group 2402	1, 6, 5, 2	released	\$18,844,999.57	\$13,748,929.85	\$383,833.73	\$3,869,173.78	\$23,000,000.00	(\$4,155,000.43)
Transportation	AID00005	B24013	AC Overlay Group 2403	5	released	\$8,250,000.07	\$6,014,636.65	\$403,209.17	\$1,631,616.31	\$8,250,000.00	\$0.07
Transportation	AID00005	B24014	AC Overlay 2202 Phase 2 (SS)	6, 7, 9, 2, 4	released	\$5,648,463.00	\$4,458,616.03	\$146,572.20	\$758,460.50	\$5,548,462.18	\$0.84
Transportation	AID00005	B24024	Old Town Improv 1 (P)	3, 2	released	\$388,810.00	\$388,810.00	\$0.00	\$0.00	\$388,810.00	\$0.00
Transportation	AID00005	B24028	Paradise Hills Improv 1 (P)	4	released	\$155,000.00	\$140,185.36	\$0.00	\$14,814.64	\$155,000.00	\$0.00
Transportation	AID00005	B24059	AC Water & Sewer Group 1052A (P)	8, 4	completed	\$228,494.00	\$0.00	\$188,744.95	\$37,749.05	\$188,744.95	\$37,749.05
Transportation	AID00005	B24060	College Area Swr & AC Wtr Main Repl (P)	9	released	\$81,304.00	\$0.00	\$0.00	\$81,304.00	\$81,304.00	\$0.00
Transportation	AID00005	B24061	Sewer & AC Water Group 765A (P)	4	released	\$1,936,183.00	\$0.00	\$0.00	\$1,936,183.00	\$1,936,183.00	\$0.00
Transportation	AID00005	B24062	Clairemont Mesa E Improv 1 (P)	2	completed	\$482,613.55	\$0.00	\$8,679.67	\$970.89	\$481,642.66	\$970.89
Transportation	AID00005	B24063	AC Water & Sewer Group 1053 (P)	8, 4	released	\$499,927.00	\$340,485.83	\$1,992.25	\$151,676.12	\$499,926.58	\$0.42
Transportation	AID00005	B24064	Dagget St & Red Rock Dr Paving	6, 5	completed	\$2,500,559.88	\$403,272.26	\$150,687.34	\$199,774.05	\$2,500,559.82	\$0.06
Transportation	AID00005	B24073	Mission Center Canyon A (P)	7	completed	\$95,000.00	\$1,503.95	\$0.00	\$12,737.05	\$95,000.00	\$0.00
Transportation	AID00005	B24074	AC Water & Sewer Group 1056 (P)	7	completed	\$1,267,930.00	\$0.00	\$490,257.27	\$0.00	\$1,267,930.00	\$0.00
Transportation	AID00005	B24075	Crown Point Ingraham UU854 (P)	1	released	\$103,093.00	\$0.00	\$0.00	\$103,093.00	Not in P6	N/A
Transportation	AID00005	B24076	AC Water & Sewer Group Job 1023B (P)	3	released	\$98,323.06	\$0.00	\$0.00	\$98,323.06	\$98,323.06	\$0.00
Transportation	AID00005	B24077	Scripps Ranch Improv 1 (P)	6, 5	released	\$440,633.00	\$0.00	\$28,991.00	\$9,567.00	\$638,000.00	(\$197,367.00)
Transportation	AID00005	B24078	North City Pure Water Pipeline (P)	6, 5	released	\$3,092,538.00	\$2,099,896.56	\$0.00	\$992,641.44	\$2,099,896.56	\$992,641.00
Transportation	AID00005	B24080	AC Water Group 1027A (P)	3	completed	\$192,000.00	\$49.36	\$164,519.87	\$27,430.77	\$192,000.00	\$0.00
Transportation	AID00005	B24087	Block 762 Rd Improv UU209 UU629 (P)	9	released	\$1,860,804.33	\$1,860,804.33	\$0.00	\$19,195.67	\$1,860,804.33	\$19,195.67
Transportation	AID00005	B24091	AC Water & Sewer Group 1050 (P)	7	released	\$1,404,051.00	\$1,401,684.50	\$0.00	\$2,366.50	\$1,404,051.00	\$0.00
Transportation	AID00005	B24114	Bay Terraces Improv 1 (P)	4	released	\$870,666.00	\$575,496.52	\$0.00	\$295,169.48	\$870,666.00	\$0.00
Transportation	AID00005	B24116	Morena Improv 1 (P)	7	released	\$500,232.04	\$0.00	\$0.00	\$500,232.04	\$500,232.04	\$0.00
Transportation	AID00005	B24132	Clairemont Mesa West Improv 1 (P)	2	released	\$292,417.06	\$0.00	\$158,455.06	\$133,962.00	\$158,455.06	\$133,962.00
Transportation	AID00005	B24134	Rancho Penasquitos Improv 2 (P)	5	completed	\$74,227.00	\$0.00	\$24,430.78	\$49,796.22	\$29,431.00	\$44,796.00
Transportation	AID00005	B24135	Mission Blvd South Loring Overlay	1	released	\$300,000.00	\$0.00	\$54,271.88	\$224,237.15	\$1,145,000.00	(\$845,000.00)
Transportation	AID00005	B24136	Rancho Penasquitos Improv 1 (P)	5	released	\$324,453.00	\$0.00	\$0.00	\$324,453.00	\$324,453.00	\$0.00
Transportation	AID00005	B24137	Roswell Street Overlay	4	released	\$710,000.00	\$0.00	\$15,124.50	\$694,875.50	\$710,000.00	\$0.00
Transport											

Asset Owning Dept	Parent	Funded Program	Funded Program Name	Council District	Project Status	PTD Budget	CY Encumbrances	CY Actuals	Remaining Budget	Estimated Project Cost	Future Budget Requirement
Transportation	AID00005	B25001	AC Overlay Group 2501	3	released	\$5,168,000.00	\$1,961,656.84	\$94,929.59	\$3,111,413.57	\$2,629,656.84	\$2,538,343.16
Transportation	AID00005	B25002	AC Overlay Group 2502	6, 7, 9	released	\$5,255,812.45	\$4,813,275.75	\$74,976.49	\$637,560.21	\$6,122,939.54	(\$867,127.09)
Transportation	AID00005	B25003	AC Overlay Group 2503	4	released	\$4,116,000.00	\$2,403,719.71	\$88,467.31	\$1,623,812.98	\$4,114,719.71	\$1,280.29
Transportation	AID00005	B25004	AC Overlay Group 2504	9	released	\$4,572,884.08	\$3,048,589.39	\$126,431.45	\$1,397,863.24	\$4,263,166.21	\$309,717.87
Transportation	AID00005	B25005	AC Overlay Group 2505	8	released	\$300,000.00	\$0.00	\$91,418.84	\$208,581.16	\$6,500,000.00	(\$8,200,000.00)
Transportation	AID00005	B25006	AC Overlay Group 2506	3	released	\$300,000.00	\$0.00	\$98,500.27	\$201,499.73	\$6,500,000.00	(\$6,200,000.00)
Transportation	AID00005	B25007	AC Overlay Group 2507	3, 8	released	\$300,000.00	\$0.00	\$82,243.59	\$217,756.41	\$9,300,000.00	(\$9,000,000.00)
Transportation	AID00005	B25011	Accelerated Sewer Referral Group 851 (P)	1, 3, 8, 5, 9, 2	released	\$638,407.00	\$208,747.00	\$0.00	\$429,660.00	\$638,407.00	\$0.00
Transportation	AID00005	B25012	Bay Hls Improv 2 (P)	2	released	\$505,498.00	\$505,498.00	\$0.00	\$0.00	\$1,099,992.00	(\$594,500.00)
Transportation	AID00005	B25013	Clairemont Mesa East Improv 2 (P)	2	released	\$906,829.01	\$846,829.01	\$0.00	\$60,000.00	\$906,829.00	\$0.01
Transportation	AID00005	B25018	Clairemont Mesa East Improv 3 (P)	2	released	\$56,120.00	\$56,119.50	\$0.00	\$0.50	\$59,119.50	(\$2,999.50)
Transportation	AID00005	B25019	AC Overlay Group 2519 UJUP	1, 9	released	\$813,746.37	\$0.00	\$0.00	\$813,746.37	\$813,746.37	\$0.00
Transportation	AID00005	B25046	AC Overlay Group 2508	1, 5	released	\$300,000.00	\$0.00	\$44,519.59	\$255,480.41	\$4,930,000.00	(\$4,630,000.00)
Transportation	AID00005	B25047	AC Overlay Group 2509	1	released	\$300,000.00	\$0.00	\$10,634.67	\$289,365.33	\$3,927,000.00	(\$3,627,000.00)
Transportation	AID00005	B25048	AC Overlay Group 2510	7	released	\$300,000.00	\$0.00	\$31,737.91	\$268,262.09	\$5,185,000.00	(\$4,885,000.00)
Transportation	AID00005	B25049	AC Overlay Group 2511	5	released	\$300,000.00	\$0.00	\$23,308.56	\$276,691.44	\$4,641,000.00	(\$4,341,000.00)
Transportation	AID00005	B25050	AC Overlay Group 2512	5	released	\$300,000.00	\$0.00	\$72,590.65	\$227,409.35	\$5,083,000.00	(\$4,783,000.00)
Transportation	AID00005	B25051	AC Overlay Group 2513	5	released	\$300,000.00	\$0.00	\$27,808.17	\$272,191.83	\$7,000,000.00	(\$6,700,000.00)
Transportation	AID00005	B25052	AC Overlay Group 2514	7, 2	released	\$300,000.00	\$0.00	\$113,081.27	\$186,918.73	\$9,795,000.00	(\$9,495,000.00)
Transportation	AID00005	B25053	AC Overlay Group 2515	6	released	\$300,000.00	\$0.00	\$106,275.93	\$193,724.07	\$9,300,000.00	(\$9,000,000.00)
Transportation	AID00005	B25054	AC Overlay Group 2516	1, 6	released	\$300,000.00	\$0.00	\$70,590.57	\$229,409.43	\$8,780,000.00	(\$8,480,000.00)
Transportation	AID00005	B25055	AC Overlay Group 2517	6, 7	released	\$300,000.00	\$0.00	\$87,465.22	\$212,534.78	\$8,355,973.00	(\$8,055,973.00)
Transportation	AID00005	B25056	AC Overlay Group 2518	2	released	\$300,000.00	\$0.00	\$54,527.50	\$245,472.50	\$8,520,000.00	(\$8,220,000.00)
Transportation	AID00005	B25057	AC Overlay Group 2522	9, 4	released	\$300,000.00	\$0.00	\$27,244.07	\$272,755.93	\$5,715,000.00	(\$5,415,000.00)
Transportation	AID00005	B25058	AC Overlay Group 2523	9, 4	released	\$300,000.00	\$0.00	\$121,773.43	\$178,226.57	\$8,325,000.00	(\$8,025,000.00)
Transportation	AID00005	B25059	AC Overlay Group 2524	4	released	\$300,000.00	\$0.00	\$144,417.34	\$155,582.66	\$7,500,000.00	(\$7,200,000.00)
Transportation	AID00005	B25087	AC Overlay Group 2511A	5	released	\$900,000.00	\$0.00	\$3,189.45	\$896,810.55	\$1,240,000.00	(\$340,000.00)
Transportation	AID00005	B25088	AC Overlay Group 2511B	5	released	\$750,000.00	\$0.00	\$0.00	\$750,000.00	\$1,240,000.00	(\$490,000.00)
Transportation	AID00005	B25089	AC Overlay Group 2511C	5	released	\$750,000.00	\$0.00	\$3,037.90	\$746,962.10	\$1,240,000.00	(\$490,000.00)
Transportation	AID00005	B25070	Lake Murray Improv 2 (P)	7	released	\$968,747.55	\$0.00	\$0.00	\$968,747.55	\$300,329.31	\$668,418.24
Transportation	AID00005	B25071	Redwood Village Standpipe Repl (P)	9	released	\$231,535.00	\$0.00	\$0.00	\$231,535.00	\$231,535.00	\$0.00
Transportation	AID00005	B25072	La Jolla Improv 1 (P)	1	released	\$362,247.60	\$0.00	\$0.00	\$362,247.60	\$442,247.60	(\$80,000.00)
Transportation	AID00005	B25076	La Jolla Improv 2 (P)	1	released	\$766,000.00	\$0.00	\$0.00	\$766,000.00	\$905,441.83	(\$139,441.83)
Transportation	AID00005	B25077	Encanto Improv 1 (P)	4	released	\$656,278.00	\$0.00	\$150.02	\$656,127.98	\$656,278.00	\$0.00
Transportation	AID00005	B25079	FY25 TD Mill and Pave	1, 2, 3, 4, 5, 6, 7, 8, 9	released	\$9,100,000.00	\$0.00	\$608,402.46	\$8,491,597.54	Not in P6	N/A
Transportation	AID00005	B25081	AC Water & Sewer Group 1052 (P)	8	released	\$286,692.83	\$0.00	\$0.00	\$286,692.83	\$286,692.83	\$0.00
Transportation	AID00005	B25082	Guy St Water Main Replacement (P)	3	released	\$180,000.00	\$0.00	\$0.00	\$180,000.00	Not in P6	N/A
Transportation	AID00007	B25017	Bus Stop Improvement Group 2500	2, 3, 6, 8	released	\$387,432.31	\$0.00	\$326,502.62	\$60,929.69	\$387,432.31	\$0.00
Transportation	AIE00001	AIE00001	Bridge Rehabilitation	N/A	N/A	\$199,424.48	\$0.00	\$0.00	\$199,424.48	N/A	N/A
Transportation	AIE00001	B15127	Off FHWA System Bridge Rehabilitation	3, 7, 5, 9	completed	\$551,250.50	\$0.00	\$0.00	\$0.00	\$551,250.50	(\$0.30)
Transportation	AIE00001	B15128	On System Bridge Rehabilitation	1, 3, 6, 8, 2	completed	\$1,939,859.38	\$0.00	\$0.00	\$0.00	\$1,939,859.38	(\$0.37)
Transportation	AIE00001	B17086	Fairmount Ave Bridge Rehab East	9	released	\$1,852,491.94	\$59,113.11	\$9,759.66	\$1,271,399.51	\$4,552,396.28	(\$2,999,904.34)
Transportation	AIE00001	B17087	Fairmount Ave Bridge Rehab West	9	released	\$1,637,514.66	\$59,113.11	\$7,042.09	\$1,280,496.32	\$6,144,396.29	(\$4,506,880.73)
Transportation	AIE00002	B18201	Regional Arterial Guardrail Group 2a (Blk Mtn Rd)	5	completed	\$587,850.16	\$0.00	\$1,021.10	\$15,087.31	\$587,850.16	\$0.00
Transportation	AIE00002	B18225	Crown Point Guardrail	1	released	\$273,000.00	\$0.00	\$0.00	\$128,944.59	\$273,000.00	\$0.00
Transportation	AIE00002	B19056	Torrey Pines Rd, Prospect-Coast Walk GR	1	released	\$987,447.66	\$129,180.00	\$107,274.99	\$475,967.37	\$1,540,573.03	(\$553,125.37)
Transportation	AIE00002	B20113	HSIP Cycle 9 Guardrail Improvements	1, 4, 5, 8	completed	\$694,322.50	\$0.00	\$488.69	\$413,824.43	\$691,093.00	\$3,229.50
Transportation	AIG00001	AIG00001	Median Installation	N/A	N/A	\$63,362.99	\$0.00	\$0.00	\$63,362.99	N/A	N/A
Transportation	AIG00001	B15015	Morena Bl & W Bernardo Medians Project	5, 2	released	\$579,550.05	\$0.00	\$0.00	\$359,377.19	\$579,550.00	\$0.05
Transportation	AIG00001	B18008	Foothill Blvd & Loring St Roundabout	1	released	\$4,148,339.62	\$746,130.57	\$1,055,971.71	\$268,269.05	\$4,232,338.62	(\$83,999.00)
Transportation	AIG00001	B18009	Crown Point Drive Roundabouts	1	released	\$2,419,844.18	\$40,851.92	\$33,968.22	\$1,136,021.43	\$5,320,366.95	(\$2,900,522.77)
Transportation	AIG00001	B19049	Camino Del Rio West & Moore St Median	2	released	\$2,032,012.67	\$0.00	\$81,786.00	\$1,255,019.74	\$2,615,627.00	(\$583,614.33)
Transportation	AIG00001	B20090	6th & Palm Ped Refuge Island	3	completed	\$110,000.00	\$0.00	\$13,894.55	\$9,451.78	\$110,000.00	\$0.00
Transportation	AIG00001	B20091	ECB & Aragon Dr RRFB & Ped Refuge Island	9	released	\$100,000.00	\$0.00	\$253,269.58	(\$210,307.82)	\$250,000.00	(\$150,000.00)
Transportation	AIG00001	B20092	ECB & 68th St RRFB & Ped Refuge Island	9	released	\$90,000.00	\$0.00	\$118.23	\$58,362.08	\$239,999.53	(\$149,999.53)
Transportation	AIG00001	B20142	6th Ave @ Juniper St Roundabout	3	released	\$1,890,928.09	\$0.00	\$171,732.60	\$1,071,016.51	\$2,835,000.00	(\$944,071.91)
Transportation	AIG00001	B21102	Carmel Mtn Road @ Carmel Country Road Roundabout	1	released	\$2,488,360.00	\$74,635.00	\$176,342.32	\$1,641,448.06	\$3,932,100.00	(\$1,443,740.00)
Transportation	AIG00001	B21117	Chatsworth Blvd RRFB & Pedestrian Refuge Island	2	released	\$1,059,701.59	\$481,072.67	\$102,259.94	\$180,365.33	\$1,059,701.53	\$0.06
Transportation	AIG00001	B24125	Del Sol & Koster Quick Build Roundabout	8	released	\$500,000.00	\$67.76	\$315,892.94	\$84,713.67	\$500,000.00	\$0.00
Transportation	AIH00001	B16007	Citywide Street Lights Group 1601	1, 3, 6, 9, 2, 4	completed	\$322,999.68	\$0.00	\$18,760.70	\$27,394.66	\$322,999.68	\$0.00
Transportation	AIH00001	B16008	Citywide Street Lights Group 1602	3, 6, 8, 7, 9, 4	completed	\$655,000.00	\$0.00	\$5,107.95	\$30,985.78	\$655,000.00	\$0.00
Transportation	AIH00001	B17050	Citywide Street Lights Group 1701	1, 3, 6, 9, 2, 4	completed	\$845,600.00	\$21,025.92	(\$4,400.90)	\$8,773.43	\$845,600.00	\$0.00
Transportation	AIH00001	B17051	Citywide Street Lights Group 1702	3, 6, 8, 7, 9	completed	\$666,561.52	\$13,243.09	\$31,213.69	(\$3,799.12)	\$671,561.52	(\$5,000.00)
Transportation	AIH00001	B18012	Citywide Street Lights Group 1801	7	released	\$400,000.00	\$0.00	\$14,892.92	\$209,336.66	\$400,000.00	\$0.00
Transportation	AIH00001	B19052	Citywide Street Lights - FY19	3, 9, 2, 4	released	\$440,461.00	\$1,964.11	\$247,459.67	\$3,610.26	\$465,461.00	(\$25,000.00)
Transportation	AIH00001	B19079	Reo Drive New Street Lights	4	completed	\$653,305.96	\$0.00	\$3,323.70	\$111,723.37	\$648,311.56	\$4,994.40
Transportation	AIH00001	B19080	Castle Neighborhood New Street Lights	9	completed	\$1,470,547.60	\$0.00	\$55,361.80	\$13,245.81	\$1,505,547.60	(\$35,000.00)
Transportation	AIH00001	B19125	Citywide Street Lights 1950	8, 5, 9, 4	released	\$2,710,871.45	\$21,414.98	\$286,981.64	\$313,434.92	\$2,907,181.78	(\$196,310.33)
Transportation	AIH00001	B20112	I-5 Underpass Street Lighting	3, 8	completed	\$180,000.00	\$0.00	\$0.00	\$94,727.24	\$180,000.00	\$0.00
Transportation	AIH00001	B21065	El Cajon Blvd (Mid-City 4444-4530) Street Lights	8, 9, 4	completed	\$450,000.00	\$0.00	\$0.00	\$20,490.81	\$450,000.00	\$0.00
Transportation	AIH00001	B22149	Installation of City Owned SL 2201 (NSG)	8, 9, 4	released	\$871,412.21	\$0.00	\$52,610.04	\$702,511.34	\$957,000.00	(\$85,587.79)
Transportation	AIH00001	B22154	Installation of City Owned Streetlights 2202 (NSG)	1, 3, 8, 2, 4	released	\$429,224.13	\$0.00	\$127,361.05	\$85,431.29	\$947,500.00	(\$518,275.87)
Transportation	AIH00001	B23127	Streetlight Installations in CD4	4	released	\$1,305,500.00	\$0.00	\$78,586.23	\$1,169,603.94	\$2,060,500.00	(\$755,000.00)
Transportation	AIH00001	B23128	Streetlight Installations in CD7	7	released	\$572,300.00	\$0.00	\$64,244.23	\$415,243.09	\$572,300.00	\$0.00
Transportation	AIH00001	B23129	Streetlight Installations in CD8	8	released	\$1,314,900.00	\$0.00	\$122,449.30	\$1,065,820.15	\$1,314,900.00	\$0.00
Transportation	AIH00001	B25082	Streetslights in University City	6	released	\$36,883.47	\$0.00	\$113,116.53	\$54,973.59	\$568,000.00	(\$415,000.00)
Transportation	AIH00002	B16118	Loma Palisades SL Series Circuit Conversion	2	completed	\$1,397,000.00	\$0.00	\$115,106.46	\$54,973.59	\$1,397,000.00	\$0.00
Transportation	AIH00002	B16119	Pacific Beach 1 SL Series Circuit Conversion	2	released	\$5,866,000.00	\$0.00	\$103,939.60	\$5,118,762.62	\$6,600,000.00	(\$734,000.00)
Transportation	AIH00002	B17101	Plumosa Park Series Circuit Conversion	2	completed	\$1,675,000.00	\$0.00	\$58,123.54	\$18,235.54	\$1,675,000.00	\$0.00
Transportation	AIH00002	B17145	Abbot Street Series Circuit Conversion	2	completed	\$1,182,992.57	\$0.00	\$12,541.71	\$51,225.46	\$1,182,993.00	(\$0.43)
Transportation	AIH00002	B17146	Kensington Hts #2 Series Circuit Upgrade	9	released	\$2,640,000.00	\$217,265.01	\$61,680.87	\$75,899.95	\$2,640,000.00	\$0.00
Transportation	AIH00002	B23084	Kensington Heights #3 Series Circuit Upgrade	9	released	\$587,000.00	\$10.65	\$3,995.32	\$392,898.69	\$2,819,100.00	(\$2,232,100.00)
Transportation	AIH00002	B23086	Sunset Cliffs Devonshire Series Circuit Upgrade	2	released	\$502,216.04	\$0.00	\$47,505.41	\$164,033.64	\$1,549,900.00	(\$1,047,683.96)
Transportation	AIH00002	B24123	Garnet Ave Series Circuit Conversion	1	released	\$2,000,000.00	\$0.00	\$38,972.53	\$1,961,027.47	\$4,999,000.00	(\$2,999,000.00)
Transportation</											

Asset Owning Dept	Parent	Funded Program	Funded Program Name	Council District	Project Status	PTD Budget	CY Encumbrances	CY Actuals	Remaining Budget	Estimated Project Cost	Future Budget Requirement
Transportation	AIK00001	B17102	North Park Mini Park Ped Improvements	3	released	\$4,170,167.59	\$236,901.85	\$605,839.58	\$174,000.42	\$4,184,167.59	(\$14,000.00)
Transportation	AIK00001	B18017	73rd St-El Cajon Bl to Saranac-Sidewalk	9	released	\$831,750.00	\$3,362.09	\$8,990.82	\$365,132.32	\$831,750.00	\$0.00
Transportation	AIK00001	B18019	Howard Ave-Village Pine to Iris Sidewalk	8	completed	\$1,230,142.00	\$32,000.00	\$21,409.47	\$9,663.65	\$1,230,142.00	\$0.00
Transportation	AIK00001	B18039	Wrightman-Ogden to Shiloh Sidewalk	9	released	\$115,058.12	\$0.00	\$0.00	\$95,940.19	\$364,000.00	(\$248,941.88)
Transportation	AIK00001	B18054	ADA Mid-City MS TSW-1	9	completed	\$1,600,800.00	\$119,698.06	\$146,489.64	(\$486.46)	\$1,600,800.00	\$0.00
Transportation	AIK00001	B18157	Thermal Ave-Donax Av to Palm Ave Sidwkw	8	released	\$348,271.33	\$0.00	\$0.00	\$38,972.61	\$2,085,000.00	(\$1,736,728.67)
Transportation	AIK00001	B18158	54th-Market to Santa Margarita Sidwkw	4	released	\$1,741,715.04	\$158,980.11	\$518,247.60	\$306,364.96	\$1,741,813.60	(\$98.56)
Transportation	AIK00001	B18159	ADACA Woodman St-Cielo to Pagel Pl Sidwkw	4	completed	\$843,317.83	\$0.00	\$0.00	(\$0.00)	Not in P6	N/A
Transportation	AIK00001	B19035	Wabasha-Voltaire St to Tennyson Sidewalk	2	released	\$145,253.65	\$0.00	\$0.00	\$129,999.44	\$395,254.00	(\$250,000.45)
Transportation	AIK00001	B20059	Sea World Dr Sidewalk	2	released	\$364,382.54	\$0.00	\$0.00	\$357,436.74	\$374,382.54	(\$10,000.00)
Transportation	AIK00001	B22001	Elm Av (14th to Thermal) Sidewalk	8	closed	\$286,807.67	\$0.00	\$53.66	(\$0.00)	N/A	N/A
Transportation	AIK00001	B22005	College-Meridian to Judy McCarty Sidwkw	9, 4	released	\$1,071,601.85	\$334,425.06	\$251,517.16	\$170,074.41	\$2,840,878.00	(\$1,769,276.15)
Transportation	AIK00001	B22089	New Sidewalks in CD4	4	released	\$960,000.00	\$13,387.99	\$467,156.79	\$43,201.88	\$1,006,612.01	(\$46,612.01)
Transportation	AIK00001	B24109	Saturn Blvd Sidewalk Installation	8	released	\$1,500,000.00	\$0.00	\$95,133.52	\$1,328,772.25	\$1,500,000.00	\$0.45
Transportation	AIK00003	AIK00003	Sidewalk Repair and Reconstruction	N/A	N/A	\$3,866,933.69	\$0.00	\$0.00	\$3,866,933.69	N/A	N/A
Transportation	AIK00003	B13125	Mission Beach Obstruction DIF 13 CR	1, 2	completed	\$583,191.28	\$0.00	\$0.00	\$116,983.70	\$586,925.17	(\$3,733.89)
Transportation	AIK00003	B16030	Sidewalk Replacement Group 1604	1, 2, 3, 4, 5, 6, 7, 8, 9	completed	\$1,808,432.52	\$0.00	\$112.91	\$46,241.72	\$1,808,421.62	\$10.90
Transportation	AIK00003	B16108	ADA Curb Ramp Winder & McKee	3	completed	\$998,800.00	\$0.00	\$9,553.68	\$2,678.01	\$998,800.00	\$0.00
Transportation	AIK00003	B17114	Curb Ramp Improvement Group 1701	3, 8, 2	completed	\$3,957,865.56	\$594,486.94	\$59,330.41	\$15,779.47	\$3,957,866.08	(\$0.52)
Transportation	AIK00003	B18061	ADA Torrey Pines APS PROW-S25	1	completed	\$335,000.00	\$6,103.00	\$5,718.02	\$4,843.66	\$335,000.00	\$0.00
Transportation	AIK00003	B19012	Sidewalk Replacement Grp 1901 - North Park & OB	2, 3	completed	\$2,003,019.55	\$0.00	\$0.00	(\$0.00)	\$2,003,019.55	\$0.00
Transportation	AIK00003	B19013	Sidewalk Replacement Grp 1902-Cimnt Mesa	2	released	\$5,054,070.97	\$2,502,710.41	\$967,581.94	(\$12,546.59)	\$6,413,319.08	(\$1,359,248.11)
Transportation	AIK00003	B19014	Sidewalk Repl Grp 1903-Southeastern & City Heights	3, 8, 9, 4	released	\$3,140,986.10	\$732,773.00	\$631,191.21	\$424,125.78	\$3,143,036.66	(\$2,044.56)
Transportation	AIK00003	B22102	ADACA Linda Vista & Tait CR PROW	7	closed	\$215,772.93	\$0.00	\$3,794.39	\$0.00	N/A	N/A
Transportation	AIK00003	B22103	ADACA Illinois & El Cajon Blvd CR PROW	3	released	\$303,070.96	\$0.00	\$149,944.68	\$60,329.79	\$346,966.76	(\$43,896.53)
Transportation	AIK00003	B23077	ADA Improvement Group 2301 - Navajo	7	closed	\$298,733.89	\$0.00	(\$4,245.80)	(\$0.00)	N/A	N/A
Transportation	AIK00003	B23078	ADA Improvement Group 2302 - Navajo	7	completed	\$250,000.00	\$0.00	\$229,685.60	\$12,438.01	\$250,000.00	\$0.00
Transportation	AIK00003	B23079	ADA Improvement Group 2303 - Navajo	7	completed	\$230,000.00	\$0.00	\$153,524.15	\$72,805.28	\$230,000.00	\$0.00
Transportation	AIK00003	B23091	Sidewalk Replacement Group 2330	7	released	\$565,463.66	\$0.00	\$12,819.80	\$159,643.87	\$2,844,288.79	(\$2,278,825.13)
Transportation	AIK00003	B23092	Sidewalk Replacement Group 2331	5	released	\$2,072,214.41	\$1,599,996.00	\$28,768.64	\$89,818.52	\$2,895,575.84	(\$823,361.43)
Transportation	AIK00003	B23150	ADA Improvement Group 2306 (OM - Nestor)	8	released	\$185,000.00	\$0.00	\$121,466.30	\$62,019.79	\$185,000.00	\$0.00
Transportation	AIK00003	B23151	ADA Improvement Group 2307 (CD 1,2,6)	1, 2, 6	released	\$170,000.00	\$0.00	\$90,362.13	\$78,367.41	\$190,000.00	(\$20,000.00)
Transportation	AIK00003	B25034	ADA Improvement Group 2504	7	released	\$360,000.00	\$0.00	\$941.07	\$359,058.93	\$360,000.00	\$0.00
Transportation	AIK00001	AIK00001	Traffic Calming	N/A	N/A	\$337,240.55	\$0.00	\$0.00	\$337,240.55	N/A	N/A
Transportation	AIK00001	B17003	El Cajon Bl-Highland-58th Improv (VZ)	9	completed	\$1,577,999.75	\$0.00	\$5,343.40	\$16,051.14	\$1,561,948.75	\$16,051.00
Transportation	AIK00001	B18001	Electronic Speed Signs Group 1801	1, 2, 3, 4, 5, 6, 7, 8, 9	released	\$124,000.00	\$0.00	\$37,064.37	\$35,238.28	\$124,000.00	\$0.00
Transportation	AIK00001	B18024	Coast Walk Parking Project	1	released	\$199,032.03	\$0.00	\$0.00	\$89,338.22	\$279,032.03	(\$80,000.00)
Transportation	AIK00001	B18046	Kettner & Palm Pedestrian Hybrid Beacon	2	released	\$1,580,809.70	\$680,566.35	\$48,737.18	\$574,030.58	\$1,580,809.70	\$0.00
Transportation	AIK00001	B18048	W. San Ysidro Bl & Sunset Lane RRFB	8	released	\$532,017.43	\$0.00	\$0.00	\$500,946.51	\$532,017.43	\$0.00
Transportation	AIK00001	B18139	Antigua Bl / Matador Ct Flashing Beacon	7	closed	\$7,833.83	\$0.00	\$1,840.24	\$0.00	N/A	N/A
Transportation	AIK00001	B19041	Garnet & Ever Curb Extensions	1	closed	\$121,127.28	\$0.00	\$5,509.30	(\$0.00)	N/A	N/A
Transportation	AIK00001	B19043	1st Ave and A St Curb Extensions	3	completed	\$161,000.00	\$0.00	\$31,401.97	\$106,590.17	\$160,190.00	\$810.00
Transportation	AIK00001	B19045	Rectangular Rapid Flash Beacons Grp 1904	1, 2, 3, 4, 5, 6, 7, 8, 9	released	\$42,494.61	\$0.00	\$0.00	\$2,621.01	Not in P6	N/A
Transportation	AIK00001	B19046	Rectangular Rapid Flash Beacons Grp 1902	2, 4, 7	released	\$144,224.54	\$0.00	\$17,652.25	\$60,550.12	\$144,224.54	\$0.00
Transportation	AIK00001	B19047	Electronic Speed Signs Group 1902	1, 4, 9	released	\$75,000.00	\$0.00	\$8,364.78	\$18,867.20	\$75,000.00	\$0.00
Transportation	AIK00001	B20093	Rectangular Rapid Flash Beacons GRP 2001	1, 2, 3, 4, 5, 6, 7, 8, 9	released	\$182,309.56	\$0.00	\$0.00	\$148,612.77	\$182,231.83	\$77.73
Transportation	AIK00001	B21016	Electronic Speed Signs on Acena Dr	5	released	\$16,000.00	\$0.00	\$0.00	\$4,082.41	\$16,000.00	\$0.00
Transportation	AIK00001	B21099	Electronic Speed Signs in Rolando Park Area	4	completed	\$48,000.00	\$0.00	\$0.00	\$2,236.96	\$48,000.00	\$0.00
Transportation	AIK00001	B22135	Milton St Burgener Blvd Curb Ext (NSG)	2	released	\$275,000.00	\$0.00	\$49,194.63	\$177,873.49	\$1,072,200.00	(\$797,200.00)
Transportation	AIK00001	B22147	Electronic Speed Signs Citywide 2200 (SG)	2, 3, 7, 8	released	\$110,000.00	\$0.00	\$24,327.67	\$44,301.06	\$110,000.00	\$0.00
Transportation	AIK00001	B22148	Electronic Speed Signs Citywide 2201 (NSG)	1, 2, 6, 8	released	\$220,907.54	\$300.00	\$33,306.71	\$171,976.13	\$220,907.07	\$0.47
Transportation	AIK00001	B23146	Gompers Prep 47th St Safety Enhancements	4	released	\$1,375,000.00	\$0.00	\$52,206.11	\$1,194,320.15	\$3,410,570.00	(\$2,035,570.00)
Transportation	AIK00001	B23147	Osler Street Traffic Calming	7	released	\$386,700.00	\$0.00	\$73,714.51	\$229,246.15	\$633,950.00	(\$247,250.00)
Transportation	AIK00001	B23148	Otay Mesa Rd Pedestrian Improvements	8	released	\$250,000.00	\$0.00	\$74,755.74	\$81,096.07	\$661,600.00	(\$411,600.00)
Transportation	AIK00001	B23158	Matinal Rd ESS	5	released	\$16,000.00	\$0.00	\$0.00	\$15,887.45	\$16,000.00	\$0.00
Transportation	AIK00001	B24082	RRFB Group 2401 (SG)	3, 8, 9	released	\$70,000.00	\$0.00	\$12,684.66	\$7,542.55	\$70,000.00	\$0.00
Transportation	AIK00001	B24085	Ashley Falls Dr ESS	1	completed	\$18,000.00	\$0.00	\$12,048.50	\$5,951.50	\$18,000.00	\$0.00
Transportation	AIK00001	B24110	RRFB Group 2402 (NSG)	1, 2, 3, 4, 5, 6, 7, 8, 9	released	\$200,000.00	\$0.00	\$15,797.45	\$155,658.12	\$200,000.00	\$0.00
Transportation	AIK00002	B14084	Salboa Ave TS Interconnect	2, 6	released	\$400,000.00	\$53,120.75	\$18,153.30	\$45,538.48	\$400,000.00	\$0.00
Transportation	AIK00002	B15013	Interconnect Upgrades by Streets	1, 3, 5, 6, 9	released	\$500,000.00	\$0.00	\$16,008.04	\$30,370.96	\$500,000.00	\$0.00
Transportation	AIK00002	B15065	Pacific Beach TS Interconnect Upgrade	1, 7, 2	released	\$3,221,864.73	\$203,750.00	\$68,456.14	\$2,095,179.24	\$3,221,864.73	\$0.00
Transportation	AIK00002	B16032	TSCMP Group 1 Implementation	3, 6, 7, 9	released	\$3,192,065.61	\$447,960.24	\$41,884.88	\$1,421,059.74	\$3,192,065.18	\$0.43
Transportation	AIK00002	B17014	Implementation of TSCMP Group 2	1, 7, 8	released	\$1,535,127.07	\$0.00	\$22,631.38	\$423,295.36	\$1,535,127.07	\$0.00
Transportation	AIK00002	B17123	Miramar, L.I.V, Genesee TSCMP Grp 3	1	released	\$2,000,000.00	\$56,390.75	\$138,203.78	\$1,329,624.81	\$2,000,000.00	\$0.00
Transportation	AIK00002	B17129	Otay Mesa/Nestor Communications Upgrade	8	released	\$300,000.00	\$2,090.35	\$1,871.29	\$174,254.50	\$300,000.00	\$0.00
Transportation	AIK00002	B17130	Montezuma Road Communications Upgrade	9	released	\$362,797.57	\$26,170.72	\$1,170.12	\$335,103.02	\$490,000.00	(\$127,202.43)
Transportation	AIK00002	B17131	Mission Blvd Communications Upgrade	2	released	\$200,000.00	\$0.00	\$0.00	\$192,334.66	\$200,000.00	\$0.00
Transportation	AIK00002	B18052	Install interconnect and new ethernet comm network	6, 7	released	\$250,000.00	\$27,845.00	\$7,786.45	\$418.65	\$450,000.00	(\$200,000.00)
Transportation	AIK00002	B21118	Catalina Blvd Traffic Signal Interconnect Upgrade	2	released	\$1,058,452.93	\$0.00	\$45,621.37	\$732,346.99	\$1,133,452.93	(\$75,000.00)
Transportation	AIK00002	B24058	Transportation Management Center	7	released	\$1,500,000.00	\$19,821.00	\$57,996.16	\$1,385,035.98	\$1,500,000.00	\$0.00
Transportation	AIK00004	B14015	Beyer Bl @ Smythe Ave Traffic Signal	8	released	\$2,098,377.01	\$0.00	\$15,589.61	\$1,280,180.86	\$2,498,377.00	(\$399,999.99)
Transportation	AIK00004	B15014	31st St & Market St School Traffic Signal	9	released	\$1,597,100.00	\$285,981.25	\$674,169.43	\$262,470.22	\$1,597,100.00	\$0.00
Transportation	AIK00004	B15047	Division St & Osborn St Traffic Signal	8	released	\$1,473,278.89	\$21,927.08	\$28,469.38	\$1,115,334.96	\$2,142,278.00	(\$668,999.11)
Transportation	AIK00004	B17019	31st St @ National Ave Traffic Signal	8	released	\$1,608,398.93	\$0.00	\$9,481.86	\$1,392,223.31	\$1,858,400.00	(\$250,001.07)
Transportation	AIK00004	B18083	Center City - New Traffic Signals	3	completed	\$1,965,218.00	\$0.00	\$567.36	\$985,606.44	\$995,218.00	\$970,000.00
Transportation	AIK00004	B19057	Aqueduct & Camino Ruiz Traffic Signal	6	released	\$1,212,212.33	\$1,288.32	\$8,559.17	\$1,067,836.00	\$1,067,836.00	(\$15,000.33)
Transportation	AIK00004	B19080	El Cajon Blvd & Kansas - Traffic Signal	3	released	\$1,863,000.00	\$1,016.00	\$48,508.46	\$1,360,094.34	\$1,863,000.00	\$0.00
Transportation	AIK00004	B20140	Mississippi St @ El Cajon Blvd Traffic Signal	3	released	\$1,060,000.00	\$0.00	\$70,334.97	\$671,529.39	\$1,860,000.00	(\$800,000.00)
Transportation	AIK00004	B20141	47th St @ Solola Ave T/SIGNAL	4	released	\$967,467.57	\$217,543.08	\$413,894.99	\$72,000.39	\$967,467.67	(\$0.10)
Transportation	AIK00004	B20146	Torrey Pines Rd Pedestrian Hybrid Beacon	1	released	\$1,640,355.73	\$469,757.27	\$349,187.01	\$179,831.07	\$1,640,355.73	\$0.00
Transportation	AIK00004	B22000	El Cajon Blvd HAWKS (VZ)	9	completed	\$1,781,472.80	\$0.00	\$105,421.74	\$42,956.92	\$1,781,473.22	(\$0.42)
Transportation	AIK00004	B22046	Mercado Dr at Del Mar Hgts TS	1	released	\$1,548,000.00	\$61,165.44	\$590,790.85	\$123,339.05	\$1,548,000.00	\$0.00
Transportation	AIK00004	B22111	Center City Traffic Signals-15th Street	3	released	\$1,732,000.00	\$0.00	\$44,682.16	\$1,277,019.15	\$2,710,000.00	(\$978,000.00)
Transportation	AIK00004	B22112	Center City Traffic Signals-17th Street	3	released	\$603,201.00	\$0.00	\$20,282.20	\$344,268.89	\$1,015,000.00	(\$411,799.00)
Transportation	AIK00004	B23145	47th St & Hartley St HAWK	4	released	\$852,024.					

Asset Owning Dept	Parent	Funded Program	Funded Program Name	Council District	Project Status	PTD Budget	CY Encumbrances	CY Actuals	Remaining Budget	Estimated Project Cost	Future Budget Requirement
Transportation	AIL00005	AIL00005	Traffic Signals Modification	N/A	N/A	\$279,112.15	\$0.00	\$0.00	\$279,112.15	N/A	N/A
Transportation	AIL00005	B13010	Signal Mods in Barrio Logan	8	released	\$2,151,900.63	\$0.00	\$24,538.74	\$1,780,349.93	\$2,151,900.63	\$0.00
Transportation	AIL00005	B14048	Traffic Signal Upgrades Citywide FY14	1, 3, 6, 7, 9, 2	released	\$2,221,027.57	\$707,964.20	\$198,449.32	\$241,950.59	\$2,221,028.00	(\$0.43)
Transportation	AIL00005	B17128	Mid-City & Eastern Area Signal Mods	9, 4	completed	\$1,777,936.33	\$9,617.82	\$86,211.82	\$36,162.21	\$1,777,936.33	\$0.00
Transportation	AIL00005	B18049	Install Audible Pedestrian System&Countdown Timers	1, 2, 3, 6, 7	closed	\$89,222.52	\$0.00	\$2,273.41	\$0.00	N/A	N/A
Transportation	AIL00005	B18069	Ash Street Signal Mods	3	released	\$863,265.84	\$267,265.00	\$270,220.21	\$47,361.34	\$933,266.00	(\$70,000.16)
Transportation	AIL00005	B18162	Downtown Audibles 04th & E S29	3	released	\$77,016.93	\$0.00	\$32,018.23	\$514,252.74	\$1,400,000.00	(\$622,983.07)
Transportation	AIL00005	B18163	Downtown Audibles S28	3	completed	\$27,000.00	\$0.00	\$0.00	\$13,256.89	\$13,257.00	\$0.00
Transportation	AIL00005	B18166	Uptown Audibles S3	1	closed	\$18,820.75	\$0.00	\$1,514.11	\$0.00	N/A	N/A
Transportation	AIL00005	B19059	Audible Ped Sig & Ped Cntdown timers 1901	1, 2, 3, 4, 5, 6, 7, 8, 9	released	\$230,000.00	\$0.00	\$15,286.55	\$86,840.76	\$230,000.00	\$0.00
Transportation	AIL00005	B19069	Traffic Signal Mods Grp 19-01	7, 9, 2	released	\$1,253,273.48	\$0.00	\$23,301.28	\$875,898.16	\$2,637,100.00	(\$1,383,826.52)
Transportation	AIL00005	B19071	Traffic Signal Mods Grp 19-02	2	released	\$850,000.00	\$0.00	\$22,350.84	\$489,461.38	\$850,000.00	\$0.00
Transportation	AIL00005	B20075	Traffic Signal Mods Grp 20-01	3, 6, 4	released	\$1,570,044.49	\$0.00	\$58,887.33	\$1,086,379.71	\$2,027,820.00	(\$457,775.51)
Transportation	AIL00005	B21120	Palm (I-5 to Georgia St) Traffic Sig Mod (VZ)	8	released	\$1,511,200.00	\$0.00	\$27,517.03	\$1,234,923.46	\$2,511,200.00	(\$1,000,000.00)
Transportation	AIL00005	B21139	Rosecrans St Traffic Signal Upgrades	2	released	\$137,100.00	\$0.00	\$0.00	\$128,742.81	\$137,100.00	\$0.00
Transportation	AIL00005	B22101	Front & Washington St Modification	3	released	\$1,530,688.62	\$0.00	\$95,670.84	\$1,135,634.30	\$1,530,688.62	\$0.00
Transportation	AIL00005	B23030	Linda Vista & Comstock Intersection Upg	7	released	\$1,281,200.00	\$0.00	\$53,600.43	\$1,099,263.74	\$1,281,200.00	\$0.00
Transportation	AIL00005	B23076	32nd St & Market St Intersection Upgrade	9	released	\$750,000.00	\$0.00	\$35,601.36	\$566,805.57	\$1,006,960.00	(\$256,959.94)
Transportation	AIL00005	B23155	Imperial Avenue Pedestrian Signal Improv	4, 8, 9	released	\$375,178.00	\$0.00	\$54,472.30	\$313,799.02	\$375,178.00	\$0.00
Transportation	AIL00005	B24096	Rosecrans St & Byron St Shel Isl Signal	2	released	\$530,000.00	\$0.00	\$24,106.78	\$452,787.29	\$1,546,600.00	(\$1,016,600.00)
Transportation	AIL00005	B24107	TS Upgrades - Camino Ruiz & TX Madison	3, 6	released	\$140,575.98	\$0.00	\$30,630.61	\$96,266.86	\$1,805,000.00	(\$1,664,424.02)
Transportation	AIL00005	B24119	TS Mod at First Ave & Market St	3	released	\$621,600.00	\$0.00	\$17,212.08	\$555,867.83	\$650,500.00	(\$28,900.00)
Transportation	L22002	L220022	Feasibility Study	3	completed	\$723,536.75	\$0.00	\$0.00	\$10,570.57	\$773,537.00	(\$50,000.25)
Transportation	L24005	L240051	Beardsley Street and Newton Avenue	8	released	\$775,000.00	\$0.00	\$32,581.10	\$733,934.33	\$1,832,800.00	(\$1,057,800.00)
Transportation	L24005	L240052	Boston Avenue and South 30th Street	8	released	\$775,000.00	\$0.00	\$24,353.58	\$731,461.22	\$1,055,300.00	(\$280,300.00)
Transportation	S22005	B19020	La Media Improv-Siempre Viva to Truck Rte	8	released	\$2,770,182.84	\$267,931.19	\$79,393.44	\$1,280,595.60	\$17,602,032.30	(\$14,831,848.46)
Transportation	S22012	B19096	Normal Street Promenade	3	released	\$26,797,613.00	\$10,020,762.37	\$25,240.49	\$15,736,154.61	\$26,797,613.00	N/A
Transportation	Standalone	L22002	5th Avenue Promenade	3	closed	\$162,878.06	\$0.00	\$0.00	\$162,878.06	N/A	N/A
Transportation	Standalone	P19006	Siempre Viva Road Improvements	8	released	\$510,000.00	\$0.00	\$38,285.04	\$471,519.38	\$500,000.00	\$10,000.00
Transportation	Standalone	P19007	Airway Road Improvements	8	released	\$510,000.00	\$0.00	\$68,731.42	\$441,073.00	\$509,804.00	\$196.00
Transportation	Standalone	P21000	Carroll Canyon Road Planning Study	6	released	\$800,000.00	\$43.42	\$15,220.15	\$463,500.93	\$800,000.00	\$0.00
Transportation	Standalone	P22007	S. Bancroft & Greely Unimproved Street	8	released	\$600,000.00	\$0.00	\$57,632.50	\$491,206.33	\$250,000.00	\$350,000.00
Transportation	Standalone	P23004	Spruce St Bridge Rehab	3	released	\$288,870.81	\$1,241.76	\$157.43	\$215,641.90	\$289,000.00	(\$129.19)
Transportation	Standalone	P24007	Village Cntr Loop Rd-N Carmel Valley Rd	1	released	\$3,800,000.00	\$35,715.96	\$18,703.07	\$3,638,720.88	\$1,000,000.00	\$2,800,000.00
Transportation	Standalone	P24016	West Valley River Crossing	3, 7	released	\$2,000,000.00	\$0.00	\$17,828.32	\$1,901,120.18	\$2,000,000.00	\$0.00
Transportation	Standalone	RD11001	Via de la Valle Upgrades & Improvements	1	released	\$2,209,229.00	\$0.00	\$0.00	\$2,209,229.00	Not in P6	N/A
Transportation	Standalone	RD14000	State Route 56 Freeway Expansion	1	released	\$23,029,026.00	\$8,495,000.00	\$0.00	\$53,133.14	\$23,029,026.00	\$0.00
Transportation	Standalone	RD21004	Camino Del Sur S. Upgrades & Improvements	5	released	\$7,916,516.16	\$364.39	\$640,636.39	\$395,802.31	Not in P6	N/A
Transportation	Standalone	RD21005	Camino Del Sur N. Upgrades & Improvements	5	released	\$6,431,250.60	\$0.32	\$402,639.31	\$65,342.03	Not in P6	N/A
Transportation	Standalone	RD21006	Carmel Mountain Road Upgrades & Improvements	5	released	\$2,874,802.92	\$0.00	\$304,856.20	\$69,292.65	Not in P6	N/A
Transportation	Standalone	RD22002	Old Road T-9, 2 & Traffic Signals T-35	8	closed	\$2,647,194.14	\$0.00	(\$57,235)	\$0.00	N/A	N/A
Transportation	Standalone	RD23000	Fenton Pkwy Ext to Camino Del Rio N	9	released	\$10,877,787.44	\$0.00	\$60,275.80	\$6,418,176.26	\$11,627,787.00	(\$749,998.56)
Transportation	Standalone	RD23009	Old T-11, 1 Caliente Avenue	8	released	\$2,974,018.00	\$0.00	\$30,336.82	\$2,344,368.67	\$2,974,018.00	\$0.00
Transportation	Standalone	RD24000	Federal Blvd Sidewalk Improv& SW Upgrade	9	released	\$1,000,000.00	\$0.00	\$0.00	\$1,000,000.00	Not in P6	N/A
Transportation	Standalone	RD24001	Barrio Logan Harbor Dr. SANDAG Pave Rpr	3, 8	released	\$641,679.00	\$0.00	\$0.00	\$641,679.00	\$0.00	\$0.00
Transportation	Standalone	RD25000	University Ave Bikeway Pavement Repair	9	released	\$9,257,803.30	\$6,500,000.00	\$0.00	\$2,757,803.30	\$6,500,000.00	\$2,757,803.30
Transportation	Standalone	RD25001	Pershing Bikeway Paving Reimbursement	3	released	\$804,328.63	\$0.00	\$0.00	\$804,328.63	Not in P6	N/A
Transportation	Standalone	RD25002	Washington St Bikeway Pavement Repair	2, 3	released	\$359,232.42	\$0.00	\$0.00	\$359,232.42	Not in P6	N/A
Transportation	Standalone	S00841	Carroll Cyn Rd/Sorrento Valley Rd Dist 1	1, 6	completed	\$20,768,153.76	\$0.00	\$49,176.48	\$111,915.52	\$20,768,153.76	\$0.00
Transportation	Standalone	S00851	SR 163/Friars Road	3, 7	completed	\$64,080,996.45	\$307,902.23	\$162,826.28	\$433,237.13	\$64,080,996.56	(\$0.11)
Transportation	Standalone	S00856	El Camino Real to ViaDeLaValle (1/2 mile)	1	released	\$33,936,236.00	\$310,958.47	\$1,466,297.99	\$21,888,635.15	\$102,639,440.30	(\$68,703,204.30)
Transportation	Standalone	S00857	La Jolla Village Drive-I-805 Ramps	6	completed	\$22,554,818.01	\$0.00	\$0.00	(\$0.00)	\$22,554,818.01	\$0.00
Transportation	Standalone	S00863	Georgia Street Bridge Improvements	3	completed	\$17,302,728.51	\$400,000.00	\$31,498.84	\$468,773.69	\$17,946,525.51	(\$643,797.00)
Transportation	Standalone	S00869	Palm Avenue Interstate 805 Interchange	8	released	\$23,128,194.00	\$13,202,208.92	\$250,987.53	\$372,963.75	\$51,730,633.53	(\$28,602,439.53)
Transportation	Standalone	S00871	W Mission Bay Dr Bridge Over SD River	2	completed	\$152,937,129.61	\$355,972.27	\$148,359.06	\$8,574,470.57	\$150,358,644.66	\$2,578,484.95
Transportation	Standalone	S00880	Miramar Road-805 Easterly Ramps	6	completed	\$12,249,930.00	\$216.00	\$869,208.56	\$49,293.78	\$12,249,930.00	\$0.00
Transportation	Standalone	S00888	Sea World Dr/I5 Interchange Improvement	6	released	\$1,090,537.70	\$0.00	\$0.00	(\$0.00)	Not in P6	N/A
Transportation	Standalone	S00905	SR 163/Claremont Mesa Blvd Interchange	3	completed	\$18,093,777.25	\$20,454.30	\$0.00	\$16,000.00	\$18,093,777.00	\$0.25
Transportation	Standalone	S00915	University Avenue Mobility	6	released	\$11,967,401.28	\$514,765.82	\$247,569.38	\$103,071.67	\$13,167,401.56	(\$1,200,000.28)
Transportation	Standalone	S00936	N Torrey Pines Rd Bridge/ Los Penasquitos	1	completed	\$16,675,652.22	\$1,852,711.43	\$472,113.37	\$37,500.26	\$16,675,652.22	\$0.00
Transportation	Standalone	S00951	Coastal Rail Trail	1, 6	released	\$23,999,106.01	\$473,903.70	\$394,922.57	\$18,765,638.62	\$30,158,004.61	(\$6,158,898.60)
Transportation	Standalone	S00982	Interstate 5 Underpass-Bikeway/Ped Conn	1	completed	\$2,250,000.00	\$0.00	\$0.00	\$0.00	\$2,260,000.00	(\$10,000.00)
Transportation	Standalone	S11060	Otay Mesa Truck Route Phase 4	8	released	\$19,823,494.00	\$545,946.00	\$68,914.73	\$47,755.82	\$19,919,485.15	(\$95,991.15)
Transportation	Standalone	S15017	La Jolla Village/I-805 Landscape Maint	6	released	\$1,419,717.99	\$34,946.80	\$69,938.55	\$427,433.27	\$1,419,717.99	\$0.00
Transportation	Standalone	S15018	La Media Road Improvements	8	released	\$60,635,000.00	\$8,927,963.02	\$8,614,262.58	\$6,934,821.36	\$67,500,000.00	\$3,135,000.00
Transportation	Standalone	S15045	Park Boulevard At-Grade Crossing	3, 8	released	\$27,255,948.43	\$15,847,438.17	\$19,579.89	\$747,096.61	Not in P6	N/A
Transportation	Standalone	S16022	Market St-Euclid to Pitta-Improvements	4	completed	\$592,500.00	\$0.00	\$0.00	\$61,683.62	Not in P6	N/A
Transportation	Standalone	S16061	Market Street-47th to Euclid-Complete Street	4	completed	\$11,655,084.13	\$322,733.53	\$95,349.47	\$451,298.62	\$12,055,084.00	(\$399,999.87)
Transportation	Standalone	S18000	Streamview Drive Improvements Phase 2	9	released	\$17,171,840.66	\$630,113.94	\$459,025.02	\$13,946,531.48	\$23,086,456.00	(\$5,914,615.34)
Transportation	Standalone	S18001	University Avenue Complete Street Phase1	9	released	\$12,379,850.00	\$2,896,612.14	\$1,527,462.28	\$681,848.00	\$13,284,777.10	(\$904,927.10)
Transportation	Standalone	S19005	City Heights Sidewalks and Streetlights	9	released	\$3,500,000.00	\$15,277.36	\$29,852.14	\$2,971,671.31	Not in P6	N/A
Transportation	Standalone	S22005	Alvarado Canyon Rd Realignment Project	7	released	\$4,031,045.76	\$250,777.04	\$254,154.65	\$2,528,613.48	\$39,800,000.00	(\$35,768,954.24)
Transportation	Standalone	S22012	Normal Street Promenade	3	released	\$0.00	\$0.00	\$0.00	\$0.00	Not in P6	N/A
Transportation	Standalone	S23006	Sunset Cliffs Seawall Improvement	2	released	\$3,200,000.00	\$2,455,351.94	\$280,719.46	\$262,805.74	\$7,827,900.00	(\$4,627,900.00)
Transportation	Standalone	S23011	Cypress Dr Cultural Corridor	8	released	\$4,282,192.11	\$59,593.37	\$126,094.19	\$3,965,334.04	\$4,282,192.11	\$0.00
Transportation	Standalone	S24012	14th Street Greenway Block #2	3	released	\$1,000,000.00	\$0.00	\$0.00	\$1,000,000.00	\$1,001,825.00	(\$2,101,825.00)
Transportation Total						\$1,294,679,665.52	\$197,996,965.73	\$56,806,229.87	\$301,596,656.71		
Grand Total						\$7,896,934,924.14	\$1,536,168,466.27	\$459,038,640.18	\$1,886,612,056.65		

FY25 Project to Date Budget

Includes projects that closed in FY 2025

Includes individual phases for L projects

Not in P6=projects not in P6

N/A=not applicable information available for Projects

Project ID	Project Name	Agency	Project Phase	Asset Type	Construction Contract Type
RD14000	State Route 56 Freeway Expansion	Caltrans	Construction	Trans - Roadway	Agency/ Developer Managed Built - City Paid
S00851	SR163/Friars Road	Caltrans	Construction	Trans - Bridge - Vehicular	Agency/ Developer Managed Built - City Paid
S00871	West Mission Bay Drive Bridge Over San D	Caltrans	Construction	Trans - Bridge - Vehicular	Design Bid Build
S00982	I-5 UNDERPASS - BIKEWAY/PED CONNECT	Caltrans	Construction	Trans - Bicycle Facilities (All Class.)	Agency/ Developer Managed Built - City Paid
B00429	Buchanan Canyon Sewer B (UP)	Caltrans	Design	Wastewater - Collection Sys - Main	Design Bid Build
S00869	Palm Avenue Interstate 805 Interchange	Caltrans	Design	Trans - Bridge - Vehicular	Agency/ Developer Managed Built - City Paid
S00841	Carroll Cyn Rd/Sorrento Valley Rd Dist 1	Caltrans	Post Construction	Trans - Bridge - Vehicular	Agency/ Developer Managed Built - City Paid
S00905	SR163/Clairemont Mesa Blvd Interchange	Caltrans	Post Construction	Trans - Bridge - Vehicular	Agency/ Developer Managed Built - City Paid
S16012	East Village Green Phase 1	Civic San Diego	Construction	Parks - Miscellaneous Parks	Agency/ Developer Managed Built - City Paid
S16013	Children's Park Improvements	Civic San Diego	Construction	Parks - Miscellaneous Parks	Agency/ Developer Managed Built - City Paid
B22053	Enrico Fermi Dr & Airway Rd-Coop Agrmt	County	Construction	Trans - Roadway	Agency/ Developer Managed Built Paid
RD23001	EC Residuals Line & E Mission Gorge FM	East County / Padres Dam	Construction	Wastewater - Collection Sys - Intercptor	Design Build
RD22000	Solterra Vista Neighborhood Park	Private Developer	Bid / Award	Parks - Neighborhood	Agency/ Developer Managed Built - City Paid
RD23009	OM T-11.1 Caliente Avenue	Private Developer	Construction	Trans - Roadway	Agency/ Developer Managed Built - City Paid
RD22001	Dennery Ranch Neigh Park	Private Developer	Design	Parks - Neighborhood	Agency/ Developer Managed Built - City Paid
RD25002	Washington St Bikeway Pavement Repair	SANDAG	Bid / Award	Trans - Roadway	Agency/ Developer Managed Built - City Paid
B19096	Normal Street Promenade	SANDAG	Construction	Trans - Bicycle Facilities (All Class.)	Agency/ Developer Managed Built Paid
RD24001	Barrio Logan Harbor Dr SANDAG Pave Rpr	SANDAG	Construction	Trans - Roadway	Agency/ Developer Managed Built - City Paid
RD25001	Pershing Bikeway Paving Reimbursement	SANDAG	Construction	Trans - Roadway	Agency/ Developer Managed Built - City Paid
S23011	Cypress Dr Cultural Corridor	SANDAG	Design	Trans - Roadway - Enhance/Scape/Medians	Design Bid Build
RD25000	University Ave Bikeway Pavement Repair	SANDAG	Design	Trans - Roadway	Agency/ Developer Managed Built Paid
RD23000	Fenton Pkwy Ext to Camino Del Rio N	SDSU	Design	Trans - Roadway	Design Bid Build

**Fiscal Year 2025
MID-Year State of
the CIP Report**

**Fiscal Year 2025 Mid-Year Change Orders
Greater Than \$500,000**

Exhibit D

WBS No.:	Project Title	Contractors Name	Change order Amount	Date signed by CITY ATTORNEY
B-14092 B-21084	Otay 2nd Phase 1	Cass Construction Inc.	\$ 843,250.28	7/11/2024
S-12016 B-21124	Otay 1st and 2nd Pipelines West of Highland Ave	El Cajon Grading	\$ 1,000,000.00	7/24/2024
S-20005	Botanical Building Improvements	EC Constructors Inc.	\$ 1,436,349.86	8/7/2024
B-17104 B-17105	Sewer and AC Water Group 1032	KTA Construction	\$ 994,789.54	8/15/2024
B-14092 B-21084	Otay 2nd Phase 1	Cass Construction Inc.	\$ 928,841.17	9/19/2024
B-16022 B-16025	College Area Sewer & AC Water Main Replacement	S.C. Valley Engineering, Inc.	\$ 837,559.39	10/1/2024
B-20071	Egger Highlands Improv 1	El Cajon Grading	\$ 531,923.30	10/14/2024
B-16081 B-16106	AC Water and Sewer Group 1018 and Mission Beach Obstruction DIF 1 3 CR Project	Orion Construction	\$ 1,260,000.00	11/17/2024
B-16035	North City Pure Water Pipeline - Subaqueous Pipeline	W.A. Rasic Construction Company, Inc.	\$ 1,600,000.00	7/15/2024
B-16035 B-24078	North City Pure Water Pipeline - Subaqueous Pipeline	W.A. Rasic Construction Company, Inc.	\$ 1,731,000.00	8/6/2024
B-16035	North City Pure Water Pipeline - Subaquious Pipeline	W.A. Rasic Construction Company, Inc.	\$ 1,814,000.00	9/23/2024
B-16035	North City Pure Water Pipeline - Subaqueous Pipeline	W.A. Rasic Construction Company, Inc.	\$ 1,660,033.54	10/29/2024
B-16035	North City Pure Water Pipeline - Subaqueous Pipeline	W.A. Rasic Construction Company, Inc.	\$ 1,651,429.74	11/27/2024
B15141	PWP Morena Conveyance South & Middle & Morena Conveyance Bike Lane	Sukut Construction, LLC	\$ 1,986,900.00	7/25/2024
B-15141	PWP Morena Conveyance South & Middle & Morena Conveyance Bike Lane	Sukut Construction, LLC	\$ 1,951,754.95	9/18/2024
B-15141	PWP Morena Conveyance South & Middle & Morena Conveyance Bike Lane	Sukut Construction, LLC	\$ 895,502.46	11/26/2024
B21058 B15140	North City Pure Water Facility	Shimmick Construction Company	\$ 1,788,234.06	7/31/2024

B-21058 B-15140	North City Pure Water Facility	Shimmick Construction Company	\$ 1,934,103.21	8/20/2024
B-21058 B-15140	North City Pure Water Facility	Shimmick Construction Company	\$ 1,982,071.11	11/19/2024
B-21058 B-15140	North City Pure Water Facility	Shimmick Construction Company	\$ 1,875,024.28	12/4/2024
B-21060 B-21128 S17012 B-16140	North City Water Reclamation Plant Expansion & Influent Pump Station & Pipeline	Kiewit Infrastructure West Co.	\$ 1,551,944.74	8/13/2024
B-21060 B-21128 S-17012 B-16140	North City Water Reclamation Plant Expansion & Influent Pump Station & Pipeline	Kiewit Infrastructure West Co.	\$ 965,175.00	8/20/2024
B-17006 S-17013	MBC Improvements	PCL Construction, Inc.	\$ 976,933.00	8/28/2024
B-17006 S-17013	MBC Improvements	PCL Construction, Inc.	\$ 1,646,663.00	12/11/2024

Project ID	Project Name	Council Districts	NOC (6900)
B00369	Sewer and AC Water Group 765 (S)	4	7/2/2024
B17167	Sewer and AC Water Group 765 (W)	4	7/2/2024
B22110	Sewer and AC Water Group 765 (P)	4	7/2/2024
B23125	Pump Station H Catwalk Emergency	2	7/2/2024
B16135	Pipeline Rehabilitation AN-1	7	7/18/2024
B17003	El Cajon Bl-Highland-58th Improv (VZ)	9	7/18/2024
B17145	Abbot Street Series Circuit	2	7/18/2024
B18197	Talmadge AC Water Main Replacement	9	7/18/2024
B19088	Bay Ho Improv 1 (S)	2	7/18/2024
B21065	El Cajon Blvd (Mid-City) Street Lights	9	7/18/2024
B23004	6118 Caminita Sacate SD Emergency	7	7/18/2024
B23116	5505 Morehouse Dr SD Emergency	6	7/18/2024
L14002.4	Chollas Crane Replacement	4	7/18/2024
B19097	Accelerated MH Referral Group 1	1, 3, 6, 8, 7, 5, 9, 2	7/30/2024
B24065	1105 Sutter Steet SD Emergency	3	7/30/2024
B17176	AC Water & Sewer Group 1042 (S)	6	8/1/2024
B17177	AC Water & Sewer Group 1042 (W)	6	8/1/2024
B15147	AC Water & Sewer Group 1013 (S)	9	8/27/2024
B15156	AC Water & Sewer Group 1013 (W)	9	8/27/2024
B21086	AC Water & Sewer Group 1013 (P)	9	8/27/2024
S17001	Talmadge Traffic Calming Infrastructure	9	8/27/2024
B21092	CChavez Pkwy (I5-Comml) UU27 - Urgt (SL)	8	9/6/2024
B18223	Adult Fitness Course East Shore	2	9/26/2024
B18231	Tecolote North Parking Lot Improvements	2	9/26/2024
B18232	Tecolote North Playground Improvements	2	9/26/2024
B18233	Tecolote North Comfort Station Imp	2	9/26/2024
B19015	Tecolote South Comfort Station Imp	2	9/26/2024
B19016	Tecolote South Playground Improvements	2	9/26/2024
B19017	Tecolote South Parking Lot Improvements	2	9/26/2024
B21054	Alvarado WTP Basins Baffle Wall Doors	7	10/10/2024
B15172	AC Water and Sewer Group 1029 (S)	4	10/24/2024
B15174	AC Water and Sewer Group 1029 (W)	4	10/24/2024
B16007	Citywide Street Lights Group 1601	1, 3, 6, 9, 2, 4	10/24/2024
B16008	Citywide Street Lights Group 1602	3, 6, 8, 7, 9, 4	10/24/2024
B18019	Howard Ave-Village Pine to Iris Sidewalk	8	10/24/2024
B24009	AC Overlay Navajo Rd (SS)	7	10/24/2024
B20120	Kellogg Comfort Station Improvements	1	10/29/2024
B18034	MYF Electrical System Upgrade	7	11/5/2024
B16001	Pipeline Rehabilitation AL-1	1	12/3/2024
B18212	Pipeline Rehabilitation AY-1	1, 7, 2	12/3/2024
B22155	Witch Creek Fire Street Improv	5	12/3/2024
B21020	St Therese Way CMP Storm Drain Emergency	7	12/12/2024

Project ID	Project Name	CAP - LEED Building	CAP - Solar Component	CAP - Resilience	Climate Resilient SD (CRSD)	EV Location	EV Charging Infrastructure	EV Charging Station	Fleet EV Ready Spaces (City Vehicle)	Non-Fleet EV Capable Spaces (Public Veh)	Fleet Non-EV Ready Spaces (City Vehicle)	Total Number of EV and non-EV Spaces	Energy Storage	Renewable Energy	Energy Efficiency Improvement (Retrofit Only)	Microgrid	Equipment Electrification (Retrofit Only)	Fossil Fuel Equipment	ZEMBOP Exemption
B00032	Water Group 525C	N/A	N/A	N/A	N/A	N/A	No	No	0	0	0	0	No	No	No	No	No	No	No
B00131	Water Group 525E	N/A	N/A	N/A	N/A	N/A	No	No	0	0	0	0	No	No	No	No	No	No	No
B00346	Sewer & AC Water Group 697A (S)	N/A	N/A	N/A	N/A	N/A	No	No	0	0	0	0	No	No	No	No	No	No	No
B00369	Sewer and AC Water Group 765 (S)	N/A	N/A	N/A	N/A	N/A	No	No	0	0	0	0	No	No	No	No	No	No	No
B00374	Sewer & AC Water Group 763 (S)	N/A	N/A	N/A	N/A	N/A	No	No	0	0	0	0	No	No	No	No	No	No	No
B00387	Sewer & AC Water Group Job 776 (S)	N/A	N/A	N/A	N/A	N/A	No	No	0	0	0	0	No	No	No	No	No	No	No
B00388	Sewer and AC Water GJ 778 (S)	N/A	N/A	N/A	N/A	N/A	No	No	0	0	0	0	No	No	No	No	No	No	No
B00394	Sewer and AC Water Group 793 (S)	N/A	N/A	N/A	N/A	N/A	No	No	0	0	0	0	No	No	No	No	No	No	No
B00395	Sewer & AC Water Group 794 (S)	N/A	N/A	N/A	N/A	N/A	No	No	0	0	0	0	No	No	No	No	No	No	No
B00398	SEWER & AC Water Group 797(S)	N/A	N/A	N/A	N/A	N/A	No	No	0	0	0	0	No	No	No	No	No	No	No
B00403	Sewer and AC Water Group 807 (S)	N/A	N/A	N/A	N/A	N/A	No	No	0	0	0	0	No	No	No	No	No	No	No
B00406	Sewer Group 806	N/A	N/A	N/A	N/A	N/A	No	No	0	0	0	0	No	No	No	No	No	No	No
B00409	SEWER GJ 798C	N/A	N/A	N/A	N/A	N/A	No	No	0	0	0	0	No	No	No	No	No	No	No
B00421	SEWER GROUP 786	N/A	N/A	N/A	N/A	N/A	No	No	0	0	0	0	No	No	No	No	No	No	No
B00426	Sewer and AC Water Group 812 (S)	N/A	N/A	N/A	N/A	N/A	No	No	0	0	0	0	No	No	No	No	No	No	No
B00429	Buchanan Canyon Sewer B (UP)	N/A	N/A	N/A	N/A	N/A	No	No	0	0	0	0	No	No	No	No	No	No	No
B00431	MISSION CTR CNYN A SMR	N/A	N/A	N/A	N/A	N/A	No	No	0	0	0	0	No	No	No	No	No	No	No
B00433	Mission Center Canyon C Swr	N/A	N/A	N/A	N/A	N/A	No	No	0	0	0	0	No	No	No	No	No	No	No
B00434	SEWER GROUP 828	N/A	N/A	N/A	N/A	N/A	No	No	0	0	0	0	No	No	No	No	No	No	No
B00443	Water & Sewer GJ 816 (S)	N/A	N/A	N/A	N/A	N/A	No	No	0	0	0	0	No	No	No	No	No	No	No
B00836	District 1 Block 1-J UUD	N/A	N/A	N/A	N/A	N/A	No	No	0	0	0	0	No	No	No	No	No	No	No
B10027	Bannock Ave Streetscape Enhancements	N/A	N/A	N/A	CRSD Flooding	N/A	No	No	0	0	0	0	No	No	No	No	No	No	No
B10161	Laurelridge Court Storm Drain	N/A	N/A	N/A	CRSD Flooding	N/A	No	No	0	0	0	0	No	No	No	No	No	No	No
B10163	Mission Bay Navigational Safety Dredging	N/A	N/A	N/A	N/A	N/A	No	No	0	0	0	0	No	No	No	No	No	No	No
B10210	Sewer & Water GJ Crown Pt s La Playa (S)	N/A	N/A	N/A	N/A	N/A	No	No	0	0	0	0	No	No	No	No	No	No	No
B11024	La Jolla Country Club Reservoir	N/A	N/A	N/A	N/A	N/A	No	No	0	0	0	0	No	No	No	No	No	No	No
B11036	Water Group Job 940 (W)	N/A	N/A	N/A	N/A	N/A	No	No	0	0	0	0	No	No	No	No	No	No	No
B11048	Water Group Job 952	N/A	N/A	N/A	N/A	N/A	No	No	0	0	0	0	No	No	No	No	No	No	No
B11072	Soledad Pump Station Upgrade	N/A	N/A	N/A	N/A	N/A	No	No	0	0	0	0	No	No	No	No	No	No	No
B11077	Sewer and Water Group 767A (S)	N/A	N/A	N/A	N/A	N/A	No	No	0	0	0	0	No	No	No	No	No	No	No
B12040	Maple Canyon Restoration - Phases 1 & 2	N/A	N/A	N/A	CRSD Flooding	N/A	No	No	0	0	0	0	No	No	No	No	No	No	No
B12042	Sewer & Water Group 940 (S)	N/A	N/A	N/A	N/A	N/A	No	No	0	0	0	0	No	No	No	No	No	No	No
B12048	Water & Sewer Group 965 (S)	N/A	N/A	N/A	N/A	N/A	No	No	0	0	0	0	No	No	No	No	No	No	No
B12057	Water & Sewer Group 965 (W)	N/A	N/A	N/A	N/A	N/A	No	No	0	0	0	0	No	No	No	No	No	No	No
B12067	Block 251 South Mission Beach UUD	N/A	N/A	N/A	N/A	N/A	No	No	0	0	0	0	No	No	No	No	No	No	No
B12072	Water & Sewer Group 963 (W)	N/A	N/A	N/A	N/A	N/A	No	No	0	0	0	0	No	No	No	No	No	No	No
B12096	Highland and Monroe Aves Storm Drain Rep	N/A	N/A	N/A	CRSD Flooding	N/A	No	No	0	0	0	0	No	No	No	No	No	No	No
B12097	Caltrans Pacific Beach PPL Central (S)	N/A	N/A	N/A	N/A	N/A	No	No	0	0	0	0	No	No	No	No	No	No	No
B12110	Caltrans Pacific Beach PPL Central (W)	N/A	N/A	N/A	N/A	N/A	No	No	0	0	0	0	No	No	No	No	No	No	No
B12117	PACIFIC BEACH PIPELINE SOUTH (S)	N/A	N/A	N/A	N/A	N/A	No	No	0	0	0	0	No	No	No	No	No	No	No
B13010	Signal Mods in Barrio Logan	N/A	N/A	N/A	N/A	N/A	No	No	0	0	0	0	No	No	No	No	No	No	No
B13011	Sewer & Water GJ Crown Pt s La Playa (W)	N/A	N/A	N/A	N/A	N/A	No	No	0	0	0	0	No	No	No	No	No	No	No
B13016	Campus Point Dr (9900) SD Repl	N/A	N/A	N/A	CRSD Flooding	N/A	No	No	0	0	0	0	No	No	No	No	No	No	No
B13102	Adams Ave (1620) Storm Drain Replacement	N/A	N/A	N/A	CRSD Flooding	N/A	No	No	0	0	0	0	No	No	No	No	No	No	No
B13116	Lobrico Ct (615) Storm Drain	N/A	N/A	N/A	N/A	N/A	No	No	0	0	0	0	No	No	No	No	No	No	No
B13125	Mission Beach Obstruction DIF 13 CR	N/A	N/A	N/A	N/A	N/A	No	No	0	0	0	0	No	No	No	No	No	No	No
B13151	Block 1M UUD (La Jolla 4)	N/A	N/A	N/A	N/A	N/A	No	No	0	0	0	0	No	No	No	No	No	No	No
B13152	Block 4-J1 UUD (Mid City)	N/A	N/A	N/A	N/A	N/A	No	No	0	0	0	0	No	No	No	No	No	No	No
B13155	Block 8C UUD (Greater Golden Hill)	N/A	N/A	N/A	N/A	N/A	No	No	0	0	0	0	No	No	No	No	No	No	No
B13169	Water & Sewer Group 963 (S)	N/A	N/A	N/A	N/A	N/A	No	No	0	0	0	0	No	No	No	No	No	No	No
B13186	Water and Sewer GJ 955 (W)	N/A	N/A	N/A	N/A	N/A	No	No	0	0	0	0	No	No	No	No	No	No	No
B13197	Sewer & AC Water Group 776 (W)	N/A	N/A	N/A	N/A	N/A	No	No	0	0	0	0	No	No	No	No	No	No	No
B13232	Sewer Group 836	N/A	N/A	N/A	N/A	N/A	No	No	0	0	0	0	No	No	No	No	No	No	No
B14015	Beyer Bl @ Smythe Ave Traffic Signal	N/A	N/A	N/A	N/A	N/A	No	No	0	0	0	0	No	No	No	No	No	No	No
B14048	Traffic Signal Upgrades Citywide FY14	N/A	N/A	N/A	N/A	N/A	No	No	0	0	0	0	No	No	No	No	No	No	No
B14069	Water and Sewer Group 955 (S)	N/A	N/A	N/A	N/A	N/A	No	No	0	0	0	0	No	No	No	No	No	No	No
B14078	Jamacha Drainage Channel Upgrade	N/A	N/A	Tree Canopy	N/A	N/A	No	No	0	0	0	0	No	No	No	No	No	No	No
B14084	Balboa Ave TS Interconnect	N/A	N/A	N/A	N/A	N/A	No	No	0	0	0	0	No	No	No	No	No	No	No
B14092	Otay 2nd Pipeline Phase 1	N/A	N/A	N/A	N/A	N/A	No	No	0	0	0	0	No	No	No	No	No	No	No
B14099	Water Group 968	N/A	N/A	N/A	N/A	N/A	No	No	0	0	0	0	No	No	No	No	No	No	No
B14100	Water Group 969	N/A	N/A	N/A	N/A	N/A	No	No	0	0	0	0	No	No	No	No	No	No	No
B14108	Uptown Storm Drain Replacement	N/A	N/A	N/A	CRSD Flooding	N/A	No	No	0	0	0	0	No	No	No	No	No	No	No
B14120	Alamo, Salvation, 68th Street Basins LID	N/A	N/A	N/A	CRSD Flooding	N/A	No	No	0	0	0	0	No	No	No	No	No	No	No
B14125	Pipeline Rehabilitation AF1	N/A	N/A	N/A	N/A	N/A	No	No	0	0	0	0	No	No	No	No	No	No	No
B14126	4709 Clairemont Mesa Blvd SD Repl	N/A	N/A	N/A	N/A	N/A	No	No	0	0	0	0	No	No	No	No	No	No	No
B15001	AC Water & Sewer Group 1026 (W)	N/A	N/A	N/A	N/A	N/A	No	No	0	0	0	0	No	No	No	No	No	No	No
B15002	AC Water & Sewer Group 1026 (S)	N/A	N/A	N/A	N/A	N/A	No	No	0	0	0	0	No	No	No	No	No	No	No
B15013	Interconnect Upgrades by Streets	N/A	N/A	N/A	N/A	N/A	No	No	0	0	0	0	No	No	No	No	No	No	No
B15014	31st St & Market St School Traffic Signal	N/A	N/A	N/A	N/A	N/A	No	No	0	0	0	0	No	No	No	No	No	No	No
B15015	Morena Bl & W. Bernardo Medians	N/A	N/A	N/A	N/A	N/A	No	No	0	0	0	0	No	No	No	No	No	No	No
B15028	Storm Drain Group 968	N/A	N/A	N/A	N/A	N/A	No	No	0	0	0	0	No	No	No	No	No	No	No
B15029	Navajo Storm Drains	N/A	N/A	N/A	CRSD Flooding	N/A	No	No	0	0	0	0	No	No	No	No	No	No	No
B15030	Redwood Village Standpipe Main Replcm.	N/A	N/A	N/A	N/A	N/A	No	No	0	0	0	0	No	No	No	No	No	No	No
B15040	AC Water & Sewer Group 1011 (S)	N/A	N/A	N/A	N/A	N/A	No	No	0	0	0	0	No	No	No	No	No	No	No
B15041	AC Water & Sewer Group 1011 (W)	N/A	N/A	N/A	N/A	N/A	No	No	0	0	0	0	No	No	No	No	No	No	No
B15047	Division St & Osborn St Traffic Signal	N/A	N/A	N/A	N/A	N/A	No	No	0	0	0	0	No	No	No	No	No	No	No

B15051	Logan Heights LID (South)	N/A	N/A	N/A	CRSD Flooding	N/A	No	No	0	0	0	0	No	No	No	No	No	No	No
B15063	Storm Drain Group 1013	N/A	N/A	N/A	CRSD Flooding	N/A	No	No	0	0	0	0	0	No	No	No	No	No	No
B15065	Pacific Beach TS Interconnect Upgrade	N/A	N/A	N/A	N/A	N/A	No	No	N/A	0	0	0	0	0	No	No	No	No	No
B15069	Sewer and AC Water GI 778 (W)	N/A	N/A	N/A	N/A	N/A	No	No	N/A	0	0	0	0	0	No	No	No	No	No
B15070	Sewer and AC Water Group 793 (W)	N/A	N/A	N/A	N/A	N/A	No	No	N/A	0	0	0	0	0	No	No	No	No	No
B15078	AC Water & Sewer Group 1014 (W)	N/A	N/A	N/A	N/A	N/A	No	No	N/A	0	0	0	0	0	No	No	No	No	No
B15079	AC Water & Sewer Group 1014 (S)	N/A	N/A	N/A	N/A	N/A	No	No	N/A	0	0	0	0	0	No	No	No	No	No
B15085	Block 7G2 UUP - CIP	N/A	N/A	N/A	N/A	N/A	No	No	N/A	0	0	0	0	0	No	No	No	No	No
B15086	Block 6H UUP	N/A	N/A	N/A	N/A	N/A	No	No	N/A	0	0	0	0	0	No	No	No	No	No
B15087	Block 4Y UUP - CIP	N/A	N/A	N/A	N/A	N/A	No	No	N/A	0	0	0	0	0	No	No	No	No	No
B15093	Seminole Drive UUP (Stanley to Estelle)	N/A	N/A	N/A	N/A	N/A	No	No	N/A	0	0	0	0	0	No	No	No	No	No
B15097	Block 8R UUP - CIP	N/A	N/A	N/A	N/A	N/A	No	No	N/A	0	0	0	0	0	No	No	No	No	No
B15099	Serra Mesa Storm Drain & GI (SD)	N/A	N/A	N/A	N/A	N/A	No	No	N/A	0	0	0	0	0	No	No	No	No	No
B15100	Serra Mesa Storm Drain & GI (GI)	N/A	N/A	N/A	N/A	N/A	No	No	N/A	0	0	0	0	0	No	No	No	No	No
B15101	Storm Drain Group 1023	N/A	N/A	N/A	N/A	N/A	No	No	N/A	0	0	0	0	0	No	No	No	No	No
B15102	Green Infrastructure Group 1024	N/A	N/A	N/A	CRSD Flooding	N/A	No	No	N/A	0	0	0	0	0	No	No	No	No	No
B15103	Green Infrastructure Group 1027	N/A	N/A	N/A	N/A	N/A	No	No	N/A	0	0	0	0	0	No	No	No	No	No
B15104	Green Infrastructure Group 1014	N/A	N/A	N/A	N/A	N/A	No	No	N/A	0	0	0	0	0	No	No	No	No	No
B15116	AC Water & Sewer Group 1017 (S)	N/A	N/A	N/A	N/A	N/A	No	No	N/A	0	0	0	0	0	No	No	No	No	No
B15118	AC Water & Sewer Group 1027 (S)	N/A	N/A	N/A	N/A	N/A	No	No	N/A	0	0	0	0	0	No	No	No	No	No
B15119	AC Water & Sewer Group 1017 (W)	N/A	N/A	N/A	N/A	N/A	No	No	N/A	0	0	0	0	0	No	No	No	No	No
B15121	AC Water & Sewer Group 1027 (W)	N/A	N/A	N/A	N/A	N/A	No	No	N/A	0	0	0	0	0	No	No	No	No	No
B15127	Off FHWA System Bridge Rehabilitation	N/A	N/A	N/A	N/A	N/A	No	No	N/A	0	0	0	0	0	No	No	No	No	No
B15128	On System Bridge Rehabilitation	N/A	N/A	N/A	N/A	N/A	No	No	N/A	0	0	0	0	0	No	No	No	No	No
B15134	16-in & Larger CI WS Main Repl Grp A (W)	N/A	N/A	N/A	N/A	N/A	No	No	N/A	0	0	0	0	0	No	No	No	No	No
B15139	North City Pure Water Facility	N/A	N/A	N/A	Local Water Supply	N/A	4940 Eastgate Mall	No	No	0	0	0	0	0	No	No	No	No	No
B15140	North City Pure Water Pump Station	N/A	N/A	N/A	Local Water Supply	N/A	N/A	No	No	0	0	0	0	0	No	No	No	No	No
B15141	PWP Morena Conveyance	N/A	N/A	N/A	Local Water Supply	N/A	N/A	No	No	0	0	0	0	0	No	No	No	No	No
B15141.2	Morena Conveyance Northern	N/A	N/A	N/A	Local Water Supply	N/A	N/A	No	No	0	0	0	0	0	No	No	No	No	No
B15141.3	Morena Conveyance Middle	N/A	N/A	N/A	Local Water Supply	N/A	N/A	No	No	0	0	0	0	0	No	No	No	No	No
B15141.4	Morena Conveyance Southern	N/A	N/A	N/A	Local Water Supply	N/A	N/A	No	No	0	0	0	0	0	No	No	No	No	No
B15142	NCWRP Expansion	N/A	N/A	N/A	Local Water Supply	N/A	N/A	No	No	0	0	0	0	0	No	No	No	No	No
B15147	AC Water & Sewer Group 1013 (S)	N/A	N/A	N/A	N/A	N/A	No	No	N/A	0	0	0	0	0	No	No	No	No	No
B15156	AC Water & Sewer Group 1013 (W)	N/A	N/A	N/A	N/A	N/A	No	No	N/A	0	0	0	0	0	No	No	No	No	No
B15165	Golden Hill & South Park SD Replacement	N/A	N/A	N/A	CRSD Flooding	N/A	No	No	N/A	0	0	0	0	0	No	No	No	No	No
B15167	El Cerrito & Rolando Park SD & GI (SD)	N/A	N/A	N/A	Local Water Supply	N/A	N/A	No	No	0	0	0	0	0	No	No	No	No	No
B15168	Genesee Ave-Chateau to Sauk Sidewalk	N/A	N/A	N/A	N/A	N/A	No	No	N/A	0	0	0	0	0	No	No	No	No	No
B15171	El Cerrito & Rolando Park SD & GI (GI)	N/A	N/A	N/A	N/A	N/A	No	No	N/A	0	0	0	0	0	No	No	No	No	No
B15172	AC Water and Sewer Group 1029 (S)	N/A	N/A	N/A	N/A	N/A	No	No	N/A	0	0	0	0	0	No	No	No	No	No
B15174	AC Water and Sewer Group 1029 (W)	N/A	N/A	N/A	N/A	N/A	No	No	N/A	0	0	0	0	0	No	No	No	No	No
B15176	La Jolla Scenic Drive Pipeline (S)	N/A	N/A	N/A	N/A	N/A	No	No	N/A	0	0	0	0	0	No	No	No	No	No
B15196	San Carlos SD Replacement (Northeast)	N/A	N/A	N/A	CRSD Flooding	N/A	No	No	N/A	0	0	0	0	0	No	No	No	No	No
B15197	North Park SD Replacement (North)	N/A	N/A	N/A	CRSD Flooding	N/A	No	No	N/A	0	0	0	0	0	No	No	No	No	No
B15203	Tecolote Cyn GC Water Conn	N/A	N/A	N/A	N/A	N/A	No	No	N/A	0	0	0	0	0	No	No	No	No	No
B15207	Sewer & AC Water Group 697A (W)	N/A	N/A	N/A	N/A	N/A	No	No	N/A	0	0	0	0	0	No	No	No	No	No
B15208	Adams North SD Replacement	N/A	N/A	N/A	N/A	N/A	No	No	N/A	0	0	0	0	0	No	No	No	No	No
B15209	Torrey Highlands & Rancho PQ SD Repl	N/A	N/A	N/A	N/A	N/A	No	No	N/A	0	0	0	0	0	No	No	No	No	No
B15212	Scripps Ranch SD Repl (South)	N/A	N/A	N/A	CRSD Flooding	N/A	No	No	N/A	0	0	0	0	0	No	No	No	No	No
B15213	Cherokee Point South SD & GI (SD)	N/A	N/A	N/A	CRSD Flooding	N/A	No	No	N/A	0	0	0	0	0	No	No	No	No	No
B15214	Cherokee Point South SD & GI (GI)	N/A	N/A	N/A	CRSD Flooding	N/A	No	No	N/A	0	0	0	0	0	No	No	No	No	No
B16001	Pipeline Rehabilitation AL-1	N/A	N/A	N/A	N/A	N/A	No	No	N/A	0	0	0	0	0	No	No	No	No	No
B16006	La Jolla Farms Outfall Repair	N/A	N/A	N/A	CRSD Flooding	N/A	No	No	N/A	0	0	0	0	0	No	No	No	No	No
B16007	Citywide Street Lights Group 1601	N/A	Photovoltaic (PV) Syst	N/A	N/A	N/A	No	No	N/A	0	0	0	0	0	Yes	Yes	No	No	No
B16008	Citywide Street Lights Group 1602	N/A	Photovoltaic (PV) Syst	N/A	N/A	N/A	No	No	N/A	0	0	0	0	0	Yes	Yes	No	No	No
B16017	Pressure Reducing Stations Upgrades Phs1	N/A	N/A	N/A	N/A	N/A	No	No	N/A	0	0	0	0	0	No	No	No	No	No
B16018	Priority Sewer Main Replacement Group 16	N/A	N/A	N/A	N/A	N/A	No	No	N/A	0	0	0	0	0	No	No	No	No	No
B16022	College Areas Swr & AC Wtr Main Repl (W)	N/A	N/A	N/A	N/A	N/A	No	No	N/A	0	0	0	0	0	No	No	No	No	No
B16023	Remaining Small Diameter CI Water Ph2	N/A	N/A	N/A	N/A	N/A	No	No	N/A	0	0	0	0	0	No	No	No	No	No
B16024	AC Overlay Street Paving Group 1601	N/A	N/A	N/A	N/A	N/A	No	No	N/A	0	0	0	0	0	No	No	No	No	No
B16025	College Areas Swr & AC Wtr Main Repl (S)	N/A	N/A	N/A	N/A	N/A	No	No	N/A	0	0	0	0	0	No	No	No	No	No
B16030	Sidewalk Replacement Group 1604	N/A	N/A	N/A	N/A	N/A	No	No	N/A	0	0	0	0	0	No	No	No	No	No
B16032	TSCMP Group 1 Implementation	N/A	N/A	N/A	N/A	N/A	No	No	N/A	0	0	0	0	0	No	No	No	No	No
B16034	Sewer Group 776A	N/A	N/A	N/A	N/A	N/A	No	No	N/A	0	0	0	0	0	No	No	No	No	No
B16035	North City Pure Water Pipeline	N/A	N/A	N/A	Local Water Supply	N/A	No	No	N/A	0	0	0	0	0	No	No	No	No	No
B16037	Sewer & AC Water Group 841(S)	N/A	N/A	N/A	N/A	N/A	No	No	N/A	0	0	0	0	0	No	No	No	No	No
B16041	Sewer & AC Water Group 794 (W)	N/A	N/A	N/A	N/A	N/A	No	No	N/A	0	0	0	0	0	No	No	No	No	No
B16056	Mira Mesa Trunk Sewer Improvement	N/A	N/A	N/A	N/A	N/A	No	No	N/A	0	0	0	0	0	No	No	No	No	No
B16081	AC Water & Sewer Group 1018 (W)	N/A	N/A	N/A	N/A	N/A	No	No	N/A	0	0	0	0	0	No	No	No	No	No
B16082	AC Water & Sewer Group 1024 (W)	N/A	N/A	N/A	N/A	N/A	No	No	N/A	0	0	0	0	0	No	No	No	No	No
B16083	AC Water & Sewer Group 1024 (S)	N/A	N/A	N/A	N/A	N/A	No	No	N/A	0	0	0	0	0	No	No	No	No	No
B16087	Sewer and AC Water Group 807 (W)	N/A	N/A	N/A	N/A	N/A	No	No	N/A	0	0	0	0	0	No	No	No	No	No
B16092	College East Storm Drain Replacement	N/A	N/A	N/A	N/A	N/A	No	No	N/A	0	0	0	0	0	No	No	No	No	No
B16093	Clairemont Mesa SD Repl (Southeast)	N/A	N/A	N/A	N/A	N/A	No	No	N/A	0	0	0	0	0	No	No	No	No	No
B16094	Jamacha Lomita Storm Drain	N/A	N/A	N/A	CRSD Flooding	N/A	No	No	N/A	0	0	0	0	0	No	No	No	No	No
B16100	ADA S/W Group 3E W Point Loma	N/A	N/A	N/A	N/A	N/A	No	No	N/A	0	0	0	0	0	No	No	No	No	No
B16106	AC Water & Sewer Group 1018 (S)	N/A	N/A	N/A	N/A	N/A	No	No	N/A	0	0	0	0	0	No	No	No	No	No
B16107	ADA S/W Group 4E College	N/A	N/A	N/A	N/A	NO	No	No	N/A	0	0	0	0	0	No	No	No	No	No
B16108	ADA Curb Ramp Winder & McKee	N/A	N/A	N/A	N/A	N/A	No	No	N/A	0	0	0	0	0	No	No	No	No	No
B16111	Green Infrastructure Group 1012	N/A	N/A	N/A	N/A	N/A	No	No	N/A	0	0	0	0	0	No	No	No	No	No

B16112	Southcrest Green Infrastructure (GI)	N/A	N/A	N/A	CRSD Flooding	N/A	No	No	0	0	0	0	No	No	No	No	No	No	No
B16113	Mission Hills NE Storm Drain Replacement	N/A	N/A	N/A	N/A	N/A	No	No	0	0	0	0	No	No	No	No	No	No	No
B16114	Oak Park Storm Dr Repl & Green Infr (GI)	N/A	N/A	N/A	N/A	N/A	No	No	0	0	0	0	No	No	No	No	No	No	No
B16115	Oak Park (SD)	N/A	N/A	N/A	N/A	N/A	No	No	0	0	0	0	No	No	No	No	No	No	No
B16118	Loma Palisades SL Series Circuit Conv	N/A	N/A	N/A	N/A	N/A	No	No	0	0	0	0	No	No	No	No	No	No	No
B16119	Pacific Beach 1 SL Series Circuit Conv	N/A	N/A	N/A	N/A	N/A	No	No	0	0	0	0	No	No	No	No	No	No	No
B16129	Sewer & AC Water Group 797 (W)	N/A	N/A	N/A	N/A	N/A	No	No	0	0	0	0	No	No	No	No	No	No	No
B16135	Pipeline Rehabilitation AR-1	N/A	N/A	N/A	N/A	N/A	No	No	0	0	0	0	No	No	No	No	No	No	No
B16140	NCPWF Influent Pump Station and Pipeline	N/A	N/A	N/A	Local Water Supply	N/A	No	No	0	0	0	0	No	No	No	No	No	No	No
B16144	Sewer & AC Water Crown Point West (W)	N/A	N/A	N/A	N/A	N/A	No	No	0	0	0	0	No	No	No	No	No	No	No
B16145	Sewer & AC Water Crown Point West (S)	N/A	N/A	N/A	N/A	N/A	No	No	0	0	0	0	No	No	No	No	No	No	No
B16155	Storm Drain Group 828	N/A	N/A	N/A	N/A	N/A	No	No	0	0	0	0	No	No	No	No	No	No	No
B16158	Otay 2nd Pipeline Phase 3	N/A	N/A	N/A	N/A	N/A	No	No	0	0	0	0	No	No	No	No	No	No	No
B16165	MBC Cooling Water System Chiller Upgrade	N/A	N/A	N/A	N/A	N/A	No	No	0	0	0	0	No	No	No	No	No	No	No
B16173	University City South SD Replace	N/A	N/A	N/A	N/A	N/A	No	No	0	0	0	0	No	No	No	No	No	No	No
B16174	Kensington North Storm Drain Replacement	N/A	N/A	N/A	CRSD Flooding	N/A	No	No	0	0	0	0	No	No	No	No	No	No	No
B16175	Mira Mesa South Storm Drain Replacement	N/A	N/A	N/A	CRSD Flooding	N/A	No	No	0	0	0	0	No	No	No	No	No	No	No
B17003	El Cajon BI-Highland-58th Improv (VZ)	N/A	N/A	N/A	N/A	NO	No	No	0	0	0	0	No	No	No	No	No	No	No
B17005	Murphy Canyon Trunk Sewer Repair/Rehab	N/A	N/A	N/A	N/A	N/A	No	No	0	0	0	0	No	No	No	No	No	No	No
B17006	San Diego NC-MBC Improvements	N/A	N/A	N/A	Local Water Supply	N/A	No	No	0	0	0	0	No	No	No	No	No	No	No
B17013	Seminole PH2 (El Cajon-Stanley) SL UU630	N/A	N/A	N/A	N/A	N/A	No	No	0	0	0	0	No	No	No	No	No	No	No
B17014	Implementation of TSCMP Group 2	N/A	N/A	N/A	N/A	N/A	No	No	0	0	0	0	No	No	No	No	No	No	No
B17019	31st St @ National Ave Traffic Signal	N/A	N/A	N/A	N/A	N/A	No	No	0	0	0	0	No	No	No	No	No	No	No
B17030	Bay Terraces & Skyline South SD Repl	N/A	N/A	N/A	N/A	N/A	No	No	0	0	0	0	No	No	No	No	No	No	No
B17033	Los Pen Lagoon Restoration Ph 1	N/A	N/A	N/A	Sequestration	CRSD Sea Level Rise C	No	No	0	0	0	0	No	No	No	No	No	No	No
B17049	Sewer & Water Group 767A (W)	N/A	N/A	N/A	N/A	N/A	No	No	0	0	0	0	No	No	No	No	No	No	No
B17050	Citywide Street Lights Group 1701	N/A	N/A	N/A	N/A	N/A	No	No	0	0	0	0	No	No	No	No	No	No	No
B17051	Citywide Street Lights Group 1702	N/A	N/A	N/A	N/A	N/A	No	No	0	0	0	0	No	No	No	No	No	No	No
B17052	Market Street Water Pipe Replacement	N/A	N/A	N/A	N/A	N/A	No	No	0	0	0	0	No	No	No	No	No	No	No
B17054	Market Street Sewer Pipe Replacement	N/A	N/A	N/A	N/A	N/A	No	No	0	0	0	0	No	No	No	No	No	No	No
B17056	Downtown Mobility Cycleway Improvement	N/A	N/A	N/A	N/A	N/A	No	No	0	0	0	0	No	No	No	No	No	No	No
B17059	16-in & Larger CI WS Main Repl Grp A (S)	N/A	N/A	N/A	N/A	N/A	No	No	0	0	0	0	No	No	No	No	No	No	No
B17065	70th-Alvarado to Saranac-Sidewalk	N/A	N/A	N/A	N/A	N/A	No	No	0	0	0	0	No	No	No	No	No	No	No
B17066	Fairmount Ave Bridge Rehab East/Right	N/A	N/A	N/A	N/A	No	No	No	0	0	0	0	No	No	No	No	No	No	No
B17067	Fairmount Ave Bridge Rehab West/Left	N/A	N/A	N/A	N/A	No	No	No	0	0	0	0	No	No	No	No	No	No	No
B17071	Fanuel St III (Grand-PB Dr) Rd Imp UU188	N/A	N/A	N/A	N/A	N/A	No	No	0	0	0	0	No	No	No	No	No	No	No
B17079	Manzana Storm Drain Replacement	N/A	N/A	N/A	N/A	N/A	No	No	0	0	0	0	No	No	No	No	No	No	No
B17082	Lakeside Valve Station Replacement	N/A	Photovoltaic (PV) Syst	N/A	N/A	N/A	No	No	0	0	0	0	Yes	Yes	No	Yes	No	No	No
B17087	Clairemont Mesa Sewer Pipe Replacement	N/A	N/A	N/A	N/A	N/A	No	No	0	0	0	0	No	No	No	No	No	No	No
B17091	Remaining Small Diameter CI Water Ph 3	N/A	N/A	N/A	N/A	N/A	No	No	0	0	0	0	No	No	No	No	No	No	No
B17092	Otay WTP-Basin #1 Concrete Restoration	N/A	N/A	N/A	N/A	N/A	No	No	0	0	0	0	No	No	No	No	No	No	No
B17095	Asphalt Resurfacing Group 1702 (Option C	N/A	N/A	N/A	N/A	N/A	No	No	0	0	0	0	No	No	No	No	No	No	No
B17098	San Vicente PH I-II Rd Imp UU505-UU506	N/A	N/A	N/A	N/A	N/A	No	No	0	0	0	0	No	No	No	No	No	No	No
B17101	Plumosa Park Series Circuit Conversion	N/A	N/A	N/A	N/A	N/A	No	No	0	0	0	0	No	No	No	No	No	No	No
B17102	North Park Mini Park Ped Improvements	N/A	Photovoltaic (PV) Syst	Tree Canopy	CRSD Heat	N/A	No	No	0	0	0	0	No	No	No	No	No	No	No
B17104	Sewer and AC Water Group 1032 (S)	N/A	N/A	N/A	N/A	N/A	No	No	0	0	0	0	No	No	No	No	No	No	No
B17105	Sewer and AC Water Group 1032 (W)	N/A	N/A	N/A	N/A	N/A	No	No	0	0	0	0	No	No	No	No	No	No	No
B17110	Bermuda Ave Coastal Access Replacement	N/A	N/A	N/A	CRSD Sea Level Rise C	N/A	No	No	0	0	0	0	No	No	No	No	No	No	No
B17113	Chollas Creek to Bayshore Multi Use Path	N/A	N/A	N/A	N/A	N/A	No	No	0	0	0	0	No	No	No	No	No	No	No
B17114	Curb Ramp Improvement Group 1701	N/A	N/A	N/A	N/A	N/A	No	No	0	0	0	0	No	No	No	No	No	No	No
B17115	Sewer and AC Water Group 812 (W)	N/A	N/A	N/A	N/A	N/A	No	No	0	0	0	0	No	No	No	No	No	No	No
B17116	Sewer and AC Water Group 763 (W)	N/A	N/A	N/A	N/A	N/A	No	No	0	0	0	0	No	No	No	No	No	No	No
B17118	PB Dr SD Imp and Wetland Restoration	N/A	N/A	N/A	CRSD Sea Level Rise C	N/A	No	No	0	0	0	0	No	No	No	No	No	No	No
B17119	Pump Station D Component Upgrade	N/A	N/A	N/A	N/A	N/A	No	No	0	0	0	0	No	No	No	No	No	Yes	Yes
B17123	Miramar, LIV, Genesee TSCMP Grp 3	N/A	N/A	N/A	N/A	N/A	No	No	0	0	0	0	No	No	No	No	No	No	No
B17128	Mid-City & Eastern Area Signal Mods	N/A	N/A	N/A	N/A	N/A	No	No	0	0	0	0	No	No	No	No	No	No	No
B17129	Otay Mesa/Nestor Communications Upgrade	N/A	N/A	N/A	N/A	N/A	No	No	0	0	0	0	No	No	No	No	No	No	No
B17130	Montezuma Road Communications Upgrade	N/A	N/A	N/A	N/A	N/A	No	No	0	0	0	0	No	No	No	No	No	No	No
B17131	Mission Blvd Communications Upgrade	N/A	N/A	N/A	N/A	N/A	No	No	0	0	0	0	No	No	No	No	No	No	No
B17133	Balboa Park Pipeline Repl Ph II (S)	N/A	N/A	N/A	N/A	N/A	No	No	0	0	0	0	No	No	No	No	No	No	No
B17134	Balboa Park Pipeline Repl Ph III (S)	N/A	N/A	N/A	N/A	N/A	No	No	0	0	0	0	No	No	No	No	No	No	No
B17136	Electronic Speed Signs Group 1702	N/A	N/A	N/A	N/A	N/A	No	No	0	0	0	0	No	No	No	No	No	No	No
B17140	Balboa Park Pipeline Repl Phase II (W)	N/A	N/A	N/A	N/A	N/A	No	No	0	0	0	0	No	No	No	No	No	No	No
B17141	Balboa Park Pipeline Repl Ph III (W)	N/A	N/A	N/A	N/A	N/A	No	No	0	0	0	0	No	No	No	No	No	No	No
B17143	Storm Drain Group 763	N/A	N/A	N/A	CRSD Flooding	N/A	No	No	0	0	0	0	No	No	No	No	No	No	No
B17145	Abbot Street Series Circuit	N/A	N/A	N/A	N/A	N/A	No	No	0	0	0	0	No	No	No	No	No	No	No
B17146	Kensington Hts #2 Series Circuit Upgrade	N/A	N/A	N/A	N/A	N/A	No	No	0	0	0	0	No	No	No	No	No	No	No
B17150	Pipeline Rehabilitation AR-1	N/A	N/A	N/A	N/A	N/A	No	No	0	0	0	0	No	No	No	No	No	No	No
B17152	Torrey Pines GF-Repr Storm Drain Outfall	N/A	N/A	N/A	CRSD Sea Level Rise C	N/A	No	No	0	0	0	0	No	No	No	No	No	No	No
B17153	AC Water Group 1038	N/A	N/A	N/A	N/A	N/A	No	No	0	0	0	0	No	No	No	No	No	No	No
B17154	Regional Arterial Guardrail Group 1	N/A	N/A	N/A	N/A	N/A	No	No	0	0	0	0	No	No	No	No	No	No	No
B17167	Sewer and AC Water Group 765 (W)	N/A	N/A	N/A	N/A	N/A	No	No	0	0	0	0	No	No	No	No	No	No	No
B17169	Mission Beach Water & Sewer Repl (W)	N/A	N/A	N/A	N/A	N/A	No	No	0	0	0	0	No	No	No	No	No	No	No
B17170	Mission Beach Water & Sewer Repl (S)	N/A	N/A	N/A	N/A	N/A	No	No	0	0	0	0	No	No	No	No	No	No	No
B17176	AC Water & Sewer Group 1042 (S)	N/A	N/A	N/A	N/A	N/A	No	No	0	0	0	0	No	No	No	No	No	No	No
B17177	AC Water & Sewer Group 1042 (W)	N/A	N/A	N/A	N/A	N/A	No	No	0	0	0	0	No	No	No	No	No	No	No
B17179	Mission Bay Athletic Comfort Station Mod	N/A	N/A	N/A	Tree Canopy	CRSD Heat	N/A	No	0	0	0	0	No	No	No	No	No	No	No
B17185	AC Water & Sewer Group 1044 (S)	N/A	N/A	N/A	N/A	N/A	No	No	0	0	0	0	No	No	No	No	No	No	No
B17186	AC Water & Sewer Group 1044 (W)	N/A	N/A	N/A	N/A	N/A	No	No	0	0	0	0	No	No	No	No	No	No	No

B17188	Street Reconstruction Group 1801	N/A	N/A	N/A	N/A	N/A	No	No	0	0	0	0	No	No	No	No	No	No	No
B17189	Sewer Group 843	N/A	N/A	N/A	N/A	N/A	No	No	0	0	0	0	0	No	No	No	No	No	No
B17190	Miramar Reservoir Pump Station Improve	N/A	N/A	Photovoltaic (PV) Syst	Local Water Supply	N/A	No	No	0	0	0	0	0	No	No	No	No	No	No
B18001	Electronic Speed Signs Group 1801	N/A	N/A	N/A	N/A	N/A	No	No	0	0	0	0	0	No	No	No	No	No	No
B18005	John F Kennedy Neighborhood Park Improve	N/A	N/A	Tree Canopy	CRSD Heat	N/A	No	No	0	0	0	0	0	No	No	Yes	No	No	No
B18006	Sherman Heights Com Center Playground	N/A	N/A	N/A	N/A	N/A	No	No	0	0	0	0	0	No	No	No	No	No	No
B18008	Foothill Blvd & Loring St Roundabout	N/A	N/A	N/A	CRSD Flooding	N/A	No	No	0	0	0	0	0	No	No	No	No	No	No
B18009	Crown Point Drive Roundabouts	N/A	N/A	N/A	N/A	N/A	No	No	0	0	0	0	0	No	No	No	No	No	No
B18012	Citywide Street Lights Group 1801	N/A	N/A	N/A	N/A	N/A	No	No	0	0	0	0	0	No	No	No	No	No	No
B18013	AC Water Group 1039	N/A	N/A	N/A	N/A	N/A	No	No	0	0	0	0	0	No	No	No	No	No	No
B18015	University Avenue Culvert Reconstruction	N/A	N/A	N/A	CRSD Flooding	N/A	No	No	0	0	0	0	0	No	No	No	No	No	No
B18017	73rd St-El Cajon Bl to Saranac-Sidewalk	N/A	N/A	N/A	N/A	N/A	No	No	0	0	0	0	0	No	No	No	No	No	No
B18019	Howard Ave-Village Pine to Iris Sidewalk	N/A	N/A	N/A	N/A	NO	No	No	0	0	0	0	0	No	No	No	No	No	No
B18021	AC Water & Sewer Group 1033 (W)	N/A	N/A	N/A	N/A	N/A	No	No	0	0	0	0	0	No	No	No	No	No	No
B18022	AC Water & Sewer Group 1033 (S)	N/A	N/A	N/A	N/A	N/A	No	No	0	0	0	0	0	No	No	No	No	No	No
B18023	Block 2BB (Pacific Beach) SL UU854	N/A	N/A	N/A	N/A	N/A	No	No	0	0	0	0	0	No	No	No	No	No	No
B18024	Coast Walk Parking Project	N/A	N/A	N/A	N/A	N/A	No	No	0	0	0	0	0	No	No	No	No	No	No
B18026	Narragansett Avenue Access	N/A	N/A	N/A	N/A	N/A	No	No	0	0	0	0	0	No	No	No	No	No	No
B18034	MYF Electrical System Upgrade	N/A	N/A	N/A	N/A	N/A	No	No	0	0	0	0	0	No	No	Yes	No	No	No
B18037	Pipeline Rehabilitation AU-1	N/A	N/A	N/A	N/A	N/A	No	No	0	0	0	0	0	No	No	No	No	No	No
B18039	Wightman-Ogden to Shiloh Sidewalk	N/A	N/A	N/A	N/A	N/A	No	No	0	0	0	0	0	No	No	No	No	No	No
B18046	Kettner & Palm Pedestrian Hybrid Beacon	N/A	N/A	N/A	N/A	N/A	No	No	0	0	0	0	0	No	No	No	No	No	No
B18048	W. San Ysidro Bl & Sunset Lane RRFB	N/A	N/A	N/A	N/A	N/A	No	No	0	0	0	0	0	No	No	No	No	No	No
B18052	Install Interconnect & Ethernet Network	N/A	N/A	N/A	N/A	N/A	No	No	0	0	0	0	0	No	No	No	No	No	No
B18054	ADA Mid-City MS TSW-1	N/A	N/A	N/A	N/A	N/A	No	No	0	0	0	0	0	No	No	No	No	No	No
B18061	ADA Torrey Pines APS PROW-S25	N/A	N/A	N/A	N/A	N/A	No	No	0	0	0	0	0	No	No	No	No	No	No
B18062	PIPELINE REHABILITATION AV-1	N/A	N/A	N/A	N/A	N/A	No	No	0	0	0	0	0	No	No	No	No	No	No
B18063	Sewer & AC Water Group 1034 (S)	N/A	N/A	N/A	N/A	N/A	No	No	0	0	0	0	0	No	No	No	No	No	No
B18064	Sewer & AC Water Group 1034 (W)	N/A	N/A	N/A	N/A	N/A	No	No	0	0	0	0	0	No	No	No	No	No	No
B18065	Clairemont Mesa West Improv 2 (S)	N/A	N/A	N/A	N/A	N/A	No	No	0	0	0	0	0	No	No	No	No	No	No
B18066	AC Water & Sewer Group 1040 (S)	N/A	N/A	N/A	N/A	N/A	No	No	0	0	0	0	0	No	No	No	No	No	No
B18068	AC Water & Sewer Group 1040 (W)	N/A	N/A	N/A	N/A	N/A	No	No	0	0	0	0	0	No	No	No	No	No	No
B18069	Ash Street Signal Mods	N/A	N/A	N/A	N/A	N/A	No	No	0	0	0	0	0	No	No	No	No	No	No
B18071	Sewer & AC Water Group 765A (W)	N/A	N/A	N/A	N/A	N/A	No	No	0	0	0	0	0	No	No	No	No	No	No
B18072	Sewer & AC Water Group 841(W)	N/A	N/A	N/A	N/A	N/A	No	No	0	0	0	0	0	No	No	No	No	No	No
B18073	Sewer & AC Water Group 765A (S)	N/A	N/A	N/A	N/A	N/A	No	No	0	0	0	0	0	No	No	No	No	No	No
B18077	Water Group 972 Cl	N/A	N/A	N/A	N/A	N/A	No	No	0	0	0	0	0	No	No	No	No	No	No
B18083	Center City - New Traffic Signals	N/A	N/A	N/A	N/A	N/A	No	No	0	0	0	0	0	No	No	No	No	No	No
B18085	Pipeline Rehabilitation AP-1a	N/A	N/A	N/A	N/A	N/A	No	No	0	0	0	0	0	No	No	No	No	No	No
B18088	AC Water & Sewer Group 1048 (W)	N/A	N/A	N/A	N/A	N/A	No	No	0	0	0	0	0	No	No	No	No	No	No
B18089	AC Water & Sewer Group 1049 (W)	N/A	N/A	N/A	N/A	N/A	No	No	0	0	0	0	0	No	No	No	No	No	No
B18090	AC Water & Sewer Group 1050 (W)	N/A	N/A	N/A	N/A	N/A	No	No	0	0	0	0	0	No	No	No	No	No	No
B18091	AC Water & Sewer Group 1051 (W)	N/A	N/A	N/A	N/A	N/A	No	No	0	0	0	0	0	No	No	No	No	No	No
B18092	AC Water & Sewer Group 1052 (W)	N/A	N/A	N/A	N/A	N/A	No	No	0	0	0	0	0	No	No	No	No	No	No
B18093	AC Water & Sewer Group 1053 (W)	N/A	N/A	N/A	N/A	N/A	No	No	0	0	0	0	0	No	No	No	No	No	No
B18094	AC Water & Sewer Group 1050 (S)	N/A	N/A	N/A	N/A	N/A	No	No	0	0	0	0	0	No	No	No	No	No	No
B18095	AC Water & Sewer Group 1048 (S)	N/A	N/A	N/A	N/A	N/A	No	No	0	0	0	0	0	No	No	No	No	No	No
B18096	AC Water & Sewer Group 1052 (S)	N/A	N/A	N/A	N/A	N/A	No	No	0	0	0	0	0	No	No	No	No	No	No
B18097	AC Water & Sewer Group 1049 (S)	N/A	N/A	N/A	N/A	N/A	No	No	0	0	0	0	0	No	No	No	No	No	No
B18098	AC Water & Sewer Group 1051 (S)	N/A	N/A	N/A	N/A	N/A	No	No	0	0	0	0	0	No	No	No	No	No	No
B18099	AC Water & Sewer Group 1053 (S)	N/A	N/A	N/A	N/A	N/A	No	No	0	0	0	0	0	No	No	No	No	No	No
B18104	Alvarado TS Water Main Relocations	N/A	N/A	N/A	N/A	N/A	No	No	0	0	0	0	0	No	No	No	No	No	No
B18107	AC Water & Sewer Group 1054 (W)	N/A	N/A	N/A	N/A	NO	No	No	0	0	0	0	0	No	No	No	No	No	No
B18108	AC Water and Sewer Group 1054 (S)	N/A	N/A	N/A	N/A	N/A	No	No	0	0	0	0	0	No	No	No	No	No	No
B18111	Sewer & AC Water Group 1037 (S)	N/A	N/A	N/A	N/A	N/A	No	No	0	0	0	0	0	No	No	No	No	No	No
B18112	Sewer & AC Water Group 1055 (S)	N/A	N/A	N/A	N/A	N/A	No	No	0	0	0	0	0	No	No	No	No	No	No
B18113	Sewer & AC Water Group 786 (W)	N/A	N/A	N/A	N/A	N/A	No	No	0	0	0	0	0	No	No	No	No	No	No
B18114	Sewer & AC Water Group 1037 (W)	N/A	N/A	N/A	N/A	N/A	No	No	0	0	0	0	0	No	No	No	No	No	No
B18115	Sewer & AC Water Group 1055 (W)	N/A	N/A	N/A	N/A	N/A	No	No	0	0	0	0	0	No	No	No	No	No	No
B18117	South Mission Beach SD Replacement	N/A	N/A	N/A	CRSD Flooding	N/A	No	No	0	0	0	0	0	No	No	No	No	No	No
B18118	South Mission Beach Gl	N/A	N/A	N/A	CRSD Flooding	N/A	No	No	0	0	0	0	0	No	No	No	No	No	No
B18121	AC Water & Sewer Group 1036 (W)	N/A	N/A	N/A	N/A	N/A	No	No	0	0	0	0	0	No	No	No	No	No	No
B18123	AC Water & Sewer Group 1036 (S)	N/A	N/A	N/A	N/A	N/A	No	No	0	0	0	0	0	No	No	No	No	No	No
B18129	Block 7T - Allied Gardens SL UU65	N/A	N/A	N/A	N/A	N/A	No	No	0	0	0	0	0	No	No	No	No	No	No
B18130	Orange Av PH3 Central-Fairmount SL UU24	N/A	N/A	N/A	N/A	N/A	No	No	0	0	0	0	0	No	No	No	No	No	No
B18134	Asphalt Resurfacing Group 1901	N/A	N/A	N/A	N/A	N/A	No	No	0	0	0	0	0	No	No	No	No	No	No
B18135	Asphalt Resurfacing Group 1902	N/A	N/A	N/A	N/A	N/A	No	No	0	0	0	0	0	No	No	No	No	No	No
B18136	Howard PH-I(H(Park-Texas) Rd Imp UU71-72	N/A	N/A	N/A	N/A	N/A	No	No	0	0	0	0	0	No	No	No	No	No	No
B18137	Coronado SB (27th SB-Madden)Rd Imp UU193	N/A	N/A	N/A	N/A	N/A	No	No	0	0	0	0	0	No	No	No	No	No	No
B18138	Wightman (Chamoune -Euclid) Rd Imp UU388	N/A	N/A	N/A	N/A	N/A	No	No	0	0	0	0	0	No	No	No	No	No	No
B18139	Antigua Bl/Matador Ct Fishg Beacons	N/A	N/A	N/A	N/A	N/A	No	No	0	0	0	0	0	No	No	No	No	No	No
B18140	Mission Bl(Loring-Turquoise) Rd Imp UU30	N/A	N/A	N/A	N/A	N/A	No	No	0	0	0	0	0	No	No	No	No	No	No
B18141	32nd St PH I (Market-Imp.) Rd Imp UU17	N/A	N/A	N/A	N/A	N/A	No	No	0	0	0	0	0	No	No	No	No	No	No
B18142	Block 6DD1 (Clairemont Mesa)Rd Imp UU410	N/A	N/A	N/A	N/A	N/A	No	No	0	0	0	0	0	No	No	No	No	No	No
B18143	Block 7O1 (College Ave) Rd Imp UU973	N/A	N/A	N/A	N/A	N/A	No	No	0	0	0	0	0	No	No	No	No	No	No
B18144	32nd St PH I (Market-F St) Rd Imp UU386	N/A	N/A	N/A	N/A	N/A	No	No	0	0	0	0	0	No	No	No	No	No	No
B18147	31st Street (Market-L St) Rd Imp UU11	N/A	N/A	N/A	N/A	N/A	No	No	0	0	0	0	0	No	No	No	No	No	No
B18148	Cass (Grand-Pacific Bch Dr) Rd Imp UU143	N/A	N/A	N/A	N/A	N/A	No	No	0	0	0	0	0	No	No	No	No	No	No
B18149	Golfcrest(Jackson-Wandermere)Rd ImpUU584	N/A	N/A	N/A	N/A	N/A	No	No	0	0	0	0	0	No	No	No	No	No	No

B18150	25th (SB) (Coronado-Grove) Rd Imp UU995	N/A	N/A	N/A	N/A	N/A	No	No	0	0	0	0	No	No	No	No	No	No	No
B18151	Hughes St (58th St-Jodi St) Rd Imp UU101	N/A	N/A	N/A	N/A	N/A	No	No	0	0	0	0	No	No	No	No	No	No	No
B18153	Hilltop PH (Boundary-Toyne)Rd Imp UU617	N/A	N/A	N/A	N/A	N/A	No	No	N/A	0	0	0	No	No	No	No	No	No	No
B18155	Block 1M (La Jolla 4) Rd Imp UU659 RP	N/A	N/A	N/A	N/A	N/A	No	No	N/A	0	0	0	No	No	No	No	No	No	No
B18157	Thermal Ave-Donax Av to Palm Ave Sidwlk	N/A	N/A	N/A	N/A	N/A	No	No	N/A	0	0	0	No	No	No	No	No	No	No
B18158	54th-Market to Santa Margarita Sidwlk	N/A	N/A	N/A	N/A	N/A	No	No	N/A	0	0	0	No	No	No	No	No	No	No
B18162	Downtown Audibles 04th & E 529	N/A	N/A	N/A	N/A	N/A	No	No	N/A	0	0	0	No	No	No	No	No	No	No
B18163	Downtown Audibles 528	N/A	N/A	N/A	N/A	N/A	No	No	N/A	0	0	0	No	No	No	No	No	No	No
B18166	Uptown Audibles 53	N/A	N/A	N/A	N/A	N/A	No	No	N/A	0	0	0	No	No	No	No	No	No	No
B18181	AC Water & Sewer Group 1056 (W)	N/A	N/A	N/A	N/A	N/A	No	No	N/A	0	0	0	No	No	No	No	No	No	No
B18182	AC Water & Sewer Group 1056 (S)	N/A	N/A	N/A	N/A	N/A	No	No	N/A	0	0	0	No	No	No	No	No	No	No
B18183	Accelerated Sewer Referral Group 847	N/A	N/A	N/A	N/A	N/A	No	No	N/A	0	0	0	No	No	No	No	No	No	No
B18185	Accelerated Pipeline Rehab Ref Group 846	N/A	N/A	N/A	N/A	N/A	No	No	N/A	0	0	0	No	No	No	No	No	No	No
B18191	Sewer & AC Water Group 1058 (S)	N/A	N/A	N/A	N/A	N/A	No	No	N/A	0	0	0	No	No	No	No	No	No	No
B18192	Mountain View Sports Courts	N/A	N/A	N/A	N/A	N/A	No	No	N/A	0	0	0	No	No	No	No	No	No	No
B18193	Sewer & AC Water Group 1058 (W)	N/A	N/A	N/A	N/A	N/A	No	No	N/A	0	0	0	No	No	No	No	No	No	No
B18194	AC Water & Sewer Group 1057 (S)	N/A	N/A	N/A	N/A	N/A	No	No	N/A	0	0	0	No	No	No	No	No	No	No
B18195	AC Water & Sewer Group 1057 (W)	N/A	N/A	N/A	N/A	N/A	No	No	N/A	0	0	0	No	No	No	No	No	No	No
B18197	Talmadge AC Water Main Replacement	N/A	N/A	N/A	N/A	N/A	No	No	N/A	0	0	0	No	No	No	No	No	No	No
B18200	Clairemont Mesa E Improv 1 (W)	N/A	N/A	N/A	N/A	N/A	No	No	N/A	0	0	0	No	No	No	No	No	No	No
B18201	Regional Arterial Guardrail Group 2a	N/A	N/A	N/A	N/A	N/A	No	No	N/A	0	0	0	No	No	No	No	No	No	No
B18202	Clairemont Mesa E Improv 1 (S)	N/A	N/A	N/A	N/A	N/A	No	No	N/A	0	0	0	No	No	No	No	No	No	No
B18203	PIPELINE REHABILITATION AX-1	N/A	N/A	N/A	N/A	N/A	No	No	N/A	0	0	0	No	No	No	No	No	No	No
B18204	Scripps Ranch Improv 1 (S)	N/A	N/A	N/A	N/A	N/A	No	No	N/A	0	0	0	No	No	No	No	No	No	No
B18206	Encanto Improv 1 (S)	N/A	N/A	N/A	N/A	N/A	No	No	N/A	0	0	0	No	No	No	No	No	No	No
B18208	Scripps Ranch Improv 1 (W)	N/A	N/A	N/A	N/A	N/A	No	No	N/A	0	0	0	No	No	No	No	No	No	No
B18209	Encanto Improv 1 (W)	N/A	N/A	N/A	N/A	N/A	No	No	N/A	0	0	0	No	No	No	No	No	No	No
B18210	Lincoln Park Improv 1 (W)	N/A	N/A	N/A	N/A	N/A	No	No	N/A	0	0	0	No	No	No	No	No	No	No
B18211	Lincoln Park Improv 1 (S)	N/A	N/A	N/A	N/A	N/A	No	No	N/A	0	0	0	No	No	No	No	No	No	No
B18212	Pipeline Rehabilitation AY-1	N/A	N/A	N/A	N/A	N/A	No	No	N/A	0	0	0	No	No	No	No	No	No	No
B18215	Damon Ave Water Main Extension & AC Repl	N/A	N/A	N/A	N/A	N/A	No	No	N/A	0	0	0	No	No	No	No	No	No	No
B18223	Adult Fitness Course East Shore	N/A	N/A	N/A	N/A	No	No	No	N/A	0	0	0	No	No	No	No	No	No	No
B18224	Accelerated Pipeline Rehab Ref Group 850	N/A	N/A	N/A	N/A	N/A	No	No	N/A	0	0	0	No	No	No	No	No	No	No
B18225	Crown Point Guardrail	N/A	N/A	N/A	N/A	N/A	No	No	N/A	0	0	0	No	No	No	No	No	No	No
B18226	El Carmel Comfort Station Improvements	N/A	N/A	N/A	N/A	N/A	No	No	N/A	0	0	0	No	No	Yes	No	Yes	No	No
B18227	Ventura Comfort Station Imp	N/A	N/A	N/A	CRSD Heat	1131 West Mission Ba	Yes	No	N/A	0	0	0	6	No	No	Yes	No	Yes	No
B18231	Tecolote North Parking Lot Improvements	N/A	N/A	N/A	N/A	N/A	No	No	N/A	0	0	0	0	No	No	No	No	No	No
B18232	Tecolote North Playground Improvements	N/A	N/A	N/A	N/A	No	No	No	N/A	0	0	0	0	No	No	No	No	No	No
B18233	Tecolote North Comfort Station Imp	N/A	N/A	N/A	N/A	No	No	No	N/A	0	0	0	0	No	No	No	No	No	No
B18234	North Cove Comfort Station Imp	N/A	N/A	N/A	N/A	N/A	Yes	No	TBD	TBD	TBD	TBD	No	No	No	No	No	No	No
B18236	Black Mountain Mine Remediation	N/A	N/A	N/A	N/A	N/A	No	No	N/A	0	0	0	0	No	No	No	No	No	No
B19001	MLK Rec Center Moisture Intrusion	N/A	N/A	N/A	N/A	N/A	No	No	N/A	0	0	0	0	No	No	No	No	No	No
B19007	Miramar Ranch North Paving G1	N/A	N/A	N/A	N/A	N/A	No	No	N/A	0	0	0	0	No	No	No	No	No	No
B19012	Sidewalk Replacement Group 1901-NP & OB	N/A	N/A	N/A	N/A	N/A	No	No	N/A	0	0	0	0	No	No	No	No	No	No
B19013	Sidewalk Replacement Group 1902-CM	N/A	N/A	N/A	N/A	N/A	No	No	N/A	0	0	0	0	No	No	No	No	No	No
B19014	Sidewalk Replacement Group 1903-SE & CH	N/A	N/A	N/A	N/A	N/A	No	No	N/A	0	0	0	0	No	No	No	No	No	No
B19015	Tecolote South Comfort Station Imp	N/A	N/A	N/A	N/A	No	No	No	N/A	0	0	0	0	No	No	No	No	No	No
B19016	Tecolote South Playground Improvements	N/A	N/A	N/A	N/A	No	No	No	N/A	0	0	0	0	No	No	No	No	No	No
B19017	Tecolote South Parking Lot Improvements	N/A	N/A	N/A	N/A	No	No	No	N/A	0	0	0	0	No	No	No	No	No	No
B19020	La Media Imprv-Siempre Viva to Truck Rte	N/A	N/A	N/A	N/A	N/A	No	No	N/A	0	0	0	0	No	No	No	No	No	No
B19021	Crown Point Playground Improvements	N/A	N/A	Tree Canopy	CRSD Heat	N/A	No	No	N/A	0	0	0	0	No	No	No	No	No	No
B19022	Crown Point Parking Lot Improvements	N/A	N/A	N/A	N/A	N/A	No	No	N/A	0	0	0	0	No	No	No	No	No	No
B19024	Bay Park Improv1 (S)	N/A	N/A	N/A	N/A	N/A	No	No	N/A	0	0	0	0	No	No	No	No	No	No
B19025	Morena Improv1 (S)	N/A	N/A	N/A	N/A	N/A	No	No	N/A	0	0	0	0	No	No	No	No	No	No
B19027	Bay Park Improv 1 (W)	N/A	N/A	N/A	N/A	N/A	No	No	N/A	0	0	0	0	No	No	No	No	No	No
B19028	Morena Improv 1 (W)	N/A	N/A	N/A	N/A	N/A	No	No	N/A	0	0	0	0	No	No	No	No	No	No
B19029	Santa Clara Playground Improvements	N/A	N/A	N/A	N/A	N/A	No	No	N/A	0	0	0	0	No	No	No	No	No	No
B19030	Wabaska-Voltaire St to Tennyson Sidewalk	N/A	N/A	N/A	N/A	N/A	No	No	N/A	0	0	0	0	No	No	No	No	No	No
B19032	Santa Clara Comfort Station Improvements	N/A	N/A	N/A	N/A	N/A	No	No	N/A	0	0	0	0	No	No	No	No	No	No
B19033	Hillcrest Improv 1 (S)	N/A	N/A	N/A	N/A	N/A	No	No	N/A	0	0	0	0	No	No	No	No	No	No
B19034	Hillcrest Improv 1 (W)	N/A	N/A	N/A	N/A	N/A	No	No	N/A	0	0	0	0	No	No	No	No	No	No
B19035	Encanto Improv 2 (S)	N/A	N/A	N/A	N/A	N/A	No	No	N/A	0	0	0	0	No	No	No	No	No	No
B19043	1st Ave and A St Curb Extension	N/A	N/A	N/A	N/A	N/A	No	No	N/A	0	0	0	0	No	No	No	No	No	No
B19046	Rectangular Rapid Flash Beacons Grp 1902	N/A	N/A	N/A	N/A	N/A	No	No	N/A	0	0	0	0	No	No	No	No	No	No
B19047	Electronic Speed Signs Group 1902	N/A	N/A	N/A	N/A	N/A	No	No	N/A	0	0	0	0	No	No	No	No	No	No
B19049	Camino Del Rio West & Moore St Median	N/A	N/A	N/A	CRSD Flooding	N/A	No	No	N/A	0	0	0	0	No	No	No	No	No	No
B19052	Citywide Street Lights 1901	N/A	N/A	N/A	N/A	N/A	No	No	N/A	0	0	0	0	No	No	No	No	No	No
B19056	Torrey Pines Rd, Prospect-Coast Walk GR	N/A	N/A	N/A	N/A	N/A	No	No	N/A	0	0	0	0	No	No	No	No	No	No
B19057	Aquarius & Camino Ruiz Traff. Signal	N/A	N/A	N/A	N/A	N/A	No	No	N/A	0	0	0	0	No	No	No	No	No	No
B19059	Audible Ped Sig & Ped Cntdwn timers 1901	N/A	N/A	N/A	N/A	N/A	No	No	N/A	0	0	0	0	No	No	No	No	No	No
B19060	El Cajon & Kansas - Traffic Signal	N/A	N/A	N/A	N/A	N/A	No	No	N/A	0	0	0	0	No	No	No	No	No	No
B19063	Accelerated Sewer Referral Group 851	N/A	N/A	N/A	N/A	N/A	No	No	N/A	0	0	0	0	No	No	No	No	No	No
B19064	Accelerated Sewer Referral Group 852	N/A	N/A	N/A	N/A	N/A	No	No	N/A	0	0	0	0	No	No	No	No	No	No
B19065	Encanto Improv 2 (W)	N/A	N/A	N/A	N/A	N/A	No	No	N/A	0	0	0	0	No	No	No	No	No	No
B19066	SBWRP Variable Frequency Drive Repl	N/A	N/A	N/A	N/A	No	No	No	N/A	0	0	0	0	No	No	No	No	No	No
B19068	City Heights Pool Reconstruction	N/A	N/A	N/A	N/A	N/A	No	No	N/A	0	0	0	0	No	No	No	No	No	No
B19069	Traffic Signal Mods Grp 19-01	N/A	N/A	N/A	N/A	N/A	No	No	N/A	0	0	0	0	No	No	No	No	No	No
B19071	Traffic Signal Mods Grp 19-02	N/A	N/A	N/A	N/A	N/A	No	No	N/A	0	0	0	0	No	No	No	No	No	No
B19073	5th and Brookes SD Upgrade	N/A	N/A	N/A	CRSD Flooding	N/A	No	No	N/A	0	0	0	0	No	No	No	No	No	No

B19079	Reo Drive New Streetlights	N/A	N/A	N/A	N/A	N/A	No	No	0	0	0	0	No	No	No	No	No	No	No
B19080	Castle Neighborhood New Streetlights	N/A	N/A	N/A	N/A	N/A	No	No	0	0	0	0	No	No	No	No	No	No	No
B19082	Allied Gardens Improv 1 (S)	N/A	N/A	N/A	N/A	N/A	No	No	0	0	0	0	No	No	No	No	No	No	No
B19083	Allied Gardens Improv 1 (W)	N/A	N/A	N/A	N/A	N/A	No	No	0	0	0	0	No	No	No	No	No	No	No
B19086	University City Improv 1 (W)	N/A	N/A	N/A	N/A	N/A	No	No	0	0	0	0	No	No	No	No	No	No	No
B19087	University City Improv 1 (S)	N/A	N/A	N/A	N/A	N/A	No	No	0	0	0	0	No	No	No	No	No	No	No
B19088	Bay Ho Improv 1 (S)	N/A	N/A	N/A	N/A	N/A	No	No	0	0	0	0	No	No	No	No	No	No	No
B19089	Crown Point SD Replacement	N/A	N/A	N/A	N/A	N/A	No	No	0	0	0	0	No	No	No	No	No	No	No
B19090	Cardinal Road Emergency SD Replacement	N/A	N/A	N/A	CRSD Flooding	N/A	No	No	0	0	0	0	No	No	No	No	No	No	No
B19093	Rancho Penasquitos Improv 1(W)	N/A	N/A	N/A	N/A	N/A	No	No	0	0	0	0	No	No	No	No	No	No	No
B19095	Streamview Drive Green Infrastructure	N/A	N/A	Tree Canopy	CRSD Heat	NO	No	No	0	0	0	0	No	No	No	No	No	No	No
B19096	Normal Street Promenade	N/A	N/A	N/A	N/A	N/A	No	No	0	0	0	0	No	No	No	No	No	No	No
B19097	Accelerated MH Referral Group 1	N/A	N/A	N/A	N/A	N/A	No	No	0	0	0	0	No	No	No	No	No	No	No
B19099	Miramar Reservoir P5 New Generator & Upg	N/A	N/A	N/A	Local Water Supply	N/A	No	No	0	0	0	0	No	No	No	No	No	No	No
B19101	Wellborn Street Storm Drain Emergency	N/A	N/A	N/A	CRSD Flooding	N/A	No	No	0	0	0	0	No	No	No	No	No	No	No
B19104	Bay Ho Improv 2 (S)	N/A	N/A	N/A	N/A	N/A	No	No	0	0	0	0	No	No	No	No	No	No	No
B19105	La Jolla Improv 2 (S)	N/A	N/A	N/A	N/A	N/A	No	No	0	0	0	0	No	No	No	No	No	No	No
B19106	Bay Ho Improv 2 (W)	N/A	N/A	N/A	N/A	N/A	No	No	0	0	0	0	No	No	No	No	No	No	No
B19117	La Jolla Improv 2 (W)	N/A	N/A	N/A	N/A	N/A	No	No	0	0	0	0	No	No	No	No	No	No	No
B19119	AC Water & Sewer Group 1054A (W)	N/A	N/A	N/A	N/A	N/A	No	No	0	0	0	0	No	No	No	No	No	No	No
B19120	La Jolla Improv 1 (W)	N/A	N/A	N/A	N/A	N/A	No	No	0	0	0	0	No	No	No	No	No	No	No
B19121	AC Water & Sewer Group 1054A (S)	N/A	N/A	N/A	N/A	N/A	No	No	0	0	0	0	No	No	No	No	No	No	No
B19125	Citywide Street Lights 1950	N/A	N/A	N/A	N/A	N/A	No	No	0	0	0	0	No	No	No	No	No	No	No
B19126	6500 Montezuma Rd SD Emergency	N/A	N/A	N/A	CRSD Flooding	N/A	No	No	0	0	0	0	No	No	No	No	No	No	No
B19129	Brown Field Taxiways B, C, &G Rehab	N/A	N/A	N/A	N/A	N/A	No	No	0	0	0	0	No	No	No	No	No	No	No
B19130	Beautification of Traffic Island Group 1	N/A	N/A	N/A	N/A	N/A	No	No	0	0	0	0	No	No	No	No	No	No	No
B19131	4196 Rochester Rd SD Emergency	N/A	N/A	N/A	CRSD Flooding	N/A	No	No	0	0	0	0	No	No	No	No	No	No	No
B19133	Robb Field Turf & Irrigation Improvement	N/A	N/A	N/A	N/A	N/A	No	No	0	0	0	0	No	No	No	No	No	No	No
B19134	Bay Ho Improv 3 (W)	N/A	N/A	N/A	N/A	N/A	No	No	0	0	0	0	No	No	No	No	No	No	No
B19135	Lake Murray Improv 2 (W)	N/A	N/A	N/A	N/A	N/A	No	No	0	0	0	0	No	No	No	No	No	No	No
B19136	Bay Ho Improv 3 (S)	N/A	N/A	N/A	N/A	N/A	No	No	0	0	0	0	No	No	No	No	No	No	No
B19137	National Avenue Complete Street	N/A	N/A	N/A	N/A	N/A	No	No	0	0	0	0	No	No	No	No	No	No	No
B19138	Sewer Group 1039	N/A	N/A	N/A	N/A	N/A	No	No	0	0	0	0	No	No	No	No	No	No	No
B19139	Redwood Village/Rolando Park Improv 1(S)	N/A	N/A	N/A	N/A	N/A	No	No	0	0	0	0	No	No	No	No	No	No	No
B19140	Lake Murray Improv 2 (S)	N/A	N/A	N/A	N/A	N/A	No	No	0	0	0	0	No	No	No	No	No	No	No
B19141	Redwood Village/Rolando Park Improv 1(W)	N/A	N/A	N/A	N/A	N/A	No	No	0	0	0	0	No	No	No	No	No	No	No
B19142	Pacific Beach Improv 1 (W)	N/A	N/A	N/A	N/A	N/A	No	No	0	0	0	0	No	No	No	No	No	No	No
B19143	Downtown Complete St Impl Phase 2	N/A	N/A	N/A	N/A	N/A	No	No	0	0	0	0	No	No	No	No	No	No	No
B19144	Downtown Complete St Impl Phase 3A1	N/A	N/A	N/A	N/A	N/A	No	No	0	0	0	0	No	No	No	No	No	No	No
B19145	Sewer Rehab 1051A	N/A	N/A	N/A	N/A	N/A	No	No	0	0	0	0	No	No	No	No	No	No	No
B19148	College West Improv 1 (W)	N/A	N/A	N/A	N/A	N/A	No	No	0	0	0	0	No	No	No	No	No	No	No
B19149	College West Improv 2 (W)	N/A	N/A	N/A	N/A	N/A	No	No	0	0	0	0	No	No	No	No	No	No	No
B19152	College West Improv 1 (S)	N/A	N/A	N/A	N/A	N/A	No	No	0	0	0	0	No	No	No	No	No	No	No
B19153	College West Improv 2 (S)	N/A	N/A	N/A	N/A	N/A	No	No	0	0	0	0	No	No	No	No	No	No	No
B19155	Sewer & AC Water Group 793A (S)	N/A	N/A	N/A	N/A	N/A	No	No	0	0	0	0	No	No	No	No	No	No	No
B19156	Hospitality Point Parking Lot Improvemt	N/A	N/A	N/A	N/A	N/A	Yes	No	TBD	TBD	TBD	TBD	No	No	No	No	No	No	No
B19157	Robb Field Parking Lot Improvements	N/A	N/A	N/A	N/A	N/A	No	No	0	0	0	0	No	No	No	No	No	No	No
B19158	Dusty Rhodes Parking Lot Improvements	N/A	N/A	N/A	N/A	N/A	No	No	0	0	0	0	No	No	No	No	No	No	No
B19159	Sunset Point Parking Lot Improvements	N/A	N/A	N/A	N/A	N/A	No	No	0	0	0	0	No	No	No	No	No	No	No
B19160	Sewer & AC Water Group 793A (W)	N/A	N/A	N/A	N/A	N/A	No	No	0	0	0	0	No	No	No	No	No	No	No
B19162	S. De Anza Parking Lot	N/A	N/A	N/A	N/A	2688 East Mission Bay	Yes	No	0	5	0	0	276	No	No	No	No	No	No
B19163	Rose Marie Starns Parking Lot Imprvments	N/A	N/A	N/A	N/A	N/A	No	No	0	0	0	0	No	No	No	No	No	No	No
B19166	AC Water and Sewer Group 1052A (W)	N/A	N/A	N/A	N/A	N/A	No	No	0	0	0	0	No	No	No	No	No	No	No
B19169	AC Water & Sewer Group 1052A (S)	N/A	N/A	N/A	N/A	N/A	No	No	0	0	0	0	No	No	No	No	No	No	No
B19172	S. De Anza Comfort Station	N/A	N/A	N/A	CRSD Heat	N/A	No	No	0	0	0	0	No	No	No	No	No	No	No
B19173	S. De Anza Basketball Courts and Play Ar	N/A	N/A	N/A	N/A	N/A	No	No	0	0	0	0	No	No	No	No	No	No	No
B19174	Robb Field Comfort Station Imp	N/A	N/A	N/A	N/A	N/A	No	No	0	0	0	0	No	No	No	No	No	No	No
B19175	Robb Field Playground	N/A	N/A	Tree Canopy	CRSD Heat	N/A	No	No	0	0	0	0	No	No	No	No	No	No	No
B19176	Sunset Point Comfort Station Imp	N/A	N/A	N/A	N/A	N/A	No	No	0	0	0	0	No	No	No	No	No	No	No
B19179	Hospitality Point Comfort Station Imp	N/A	N/A	N/A	N/A	N/A	Yes	No	TBD	TBD	TBD	TBD	No	No	No	No	No	No	No
B19180	Dusty Rhodes Comfort Station Improvement	N/A	N/A	N/A	N/A	N/A	No	No	0	0	0	0	No	No	No	No	No	No	No
B19181	Dusty Rhodes Playground	N/A	N/A	N/A	N/A	N/A	No	No	0	0	0	0	No	No	No	No	No	No	No
B19187	Robb Field Recreation Center	N/A	N/A	N/A	N/A	N/A	No	No	0	0	0	0	No	No	No	No	No	No	No
B19188	Marcy Neighborhood Park Improvements	N/A	N/A	Tree Canopy	CRSD Heat	N/A	No	No	0	0	0	0	No	No	No	No	No	No	No
B19189	Allied Gardens Improv 2 (S)	N/A	N/A	N/A	N/A	N/A	No	No	0	0	0	0	No	No	No	No	No	No	No
B19190	Allied Gardens Improv 2 (W)	N/A	N/A	N/A	N/A	N/A	No	No	0	0	0	0	No	No	No	No	No	No	No
B19194	Redwood Village/Rolando Park Improv 2(W)	N/A	N/A	N/A	N/A	N/A	No	No	0	0	0	0	No	No	No	No	No	No	No
B19196	Mission Valley West Improv 1 (W)	N/A	N/A	N/A	N/A	N/A	No	No	0	0	0	0	No	No	No	No	No	No	No
B19197	STORM DRAIN DIVERSION AT THE MBC	N/A	N/A	N/A	N/A	N/A	No	No	0	0	0	0	No	No	No	No	No	No	No
B19199	AC Water Group 1023A	N/A	N/A	N/A	N/A	N/A	No	No	0	0	0	0	No	No	No	No	No	No	No
B19201	Pipeline Rehabilitation BB-1	N/A	N/A	N/A	N/A	N/A	No	No	0	0	0	0	No	No	No	No	No	No	No
B19204	AC Water and Sewer Group 1023B (S)	N/A	N/A	N/A	N/A	N/A	No	No	0	0	0	0	No	No	No	No	No	No	No
B19205	AC Water and Sewer Group 1023B (W)	N/A	N/A	N/A	N/A	N/A	No	No	0	0	0	0	No	No	No	No	No	No	No
B19206	Mission Valley West Improv 1 (S)	N/A	N/A	N/A	N/A	N/A	No	No	0	0	0	0	No	No	No	No	No	No	No
B19210	Eugene PL & Raymond St Water Replacement	N/A	N/A	N/A	N/A	N/A	No	No	0	0	0	0	No	No	No	No	No	No	No
B19212	Robb Field Gateway Path	N/A	N/A	Tree Canopy	CRSD Heat	N/A	No	No	0	0	0	0	No	No	No	No	No	No	No
B20001	STORM WATER DIVERSION AT THE PLWTP	N/A	N/A	N/A	N/A	N/A	No	No	0	0	0	0	No	No	No	No	No	No	No
B20002	STORM WATER DIVERSION AT THE SBWRP	N/A	N/A	N/A	N/A	N/A	No	No	0	0	0	0	No	No	No	No	No	No	No
B20004	Clairemont Mesa East Improv 2 (S)	N/A	N/A	N/A	N/A	N/A	No	No	0	0	0	0	No	No	No	No	No	No	No

B20005	Clairemont Mesa East Improv 2 (W)	N/A	N/A	N/A	N/A	N/A	No	No	0	0	0	0	No	No	No	No	No	No	No
B20007	Bay Park Improv 2 (S)	N/A	N/A	N/A	N/A	N/A	No	No	0	0	0	0	0	No	No	No	No	No	No
B20008	Colina Del Sol Improv 1 (S)	N/A	N/A	N/A	CRSD Flooding	N/A	No	No	0	0	0	0	0	No	No	No	No	No	No
B20009	Bay Park Improv 2 (W)	N/A	N/A	N/A	N/A	N/A	No	No	0	0	0	0	0	No	No	No	No	No	No
B20010	Colina Del Sol Improv 1 (W)	N/A	N/A	N/A	CRSD Flooding	N/A	No	No	0	0	0	0	0	No	No	No	No	No	No
B20014	Pipeline Rehabilitation BA-1	N/A	N/A	N/A	N/A	N/A	No	No	0	0	0	0	0	No	No	No	No	No	No
B20015	Miramar Valves Replacement	N/A	N/A	N/A	N/A	N/A	No	No	0	0	0	0	0	No	No	No	No	No	No
B20019	Crest Canyon Park Emergency SD Replace	N/A	N/A	N/A	CRSD Sea Level Rise C	N/A	No	No	0	0	0	0	0	No	No	No	No	No	No
B20023	La Jolla Improv 3 (W)	N/A	N/A	N/A	N/A	N/A	No	No	0	0	0	0	0	No	No	No	No	No	No
B20024	Paradise Hills Improv 1 (S)	N/A	N/A	N/A	N/A	N/A	No	No	0	0	0	0	0	No	No	No	No	No	No
B20025	Paradise Hills Improv 1 (W)	N/A	N/A	N/A	N/A	N/A	No	No	0	0	0	0	0	No	No	No	No	No	No
B20026	Clairemont Mesa East Improv 3 (S)	N/A	N/A	N/A	N/A	N/A	No	No	0	0	0	0	0	No	No	No	No	No	No
B20027	Bay Terraces Improv 1 (S)	N/A	N/A	N/A	N/A	N/A	No	No	0	0	0	0	0	No	No	No	No	No	No
B20028	Stockton Improv 1 (S)	N/A	N/A	N/A	N/A	N/A	No	No	0	0	0	0	0	No	No	No	No	No	No
B20029	Bay Terraces Improv 1 (W)	N/A	N/A	N/A	N/A	N/A	No	No	0	0	0	0	0	No	No	No	No	No	No
B20030	Stockton Improv 1 (W)	N/A	N/A	N/A	N/A	N/A	No	No	0	0	0	0	0	No	No	No	No	No	No
B20032	Clairemont Mesa West Improv 1 (W)	N/A	N/A	N/A	N/A	N/A	No	No	0	0	0	0	0	No	No	No	No	No	No
B20033	Clairemont Mesa West Improv 1 (S)	N/A	N/A	N/A	N/A	N/A	No	No	0	0	0	0	0	No	No	No	No	No	No
B20034	Clairemont Mesa East Improv 4 (S)	N/A	N/A	N/A	N/A	N/A	No	No	0	0	0	0	0	No	No	No	No	No	No
B20036	Corridor Improv 1 (S)	N/A	N/A	N/A	N/A	N/A	No	No	0	0	0	0	0	No	No	No	No	No	No
B20037	Corridor Improv 1 (W)	N/A	N/A	N/A	N/A	N/A	No	No	0	0	0	0	0	No	No	No	No	No	No
B20038	Chollas Creek Improv 1 (S)	N/A	N/A	N/A	N/A	N/A	No	No	0	0	0	0	0	No	No	No	No	No	No
B20039	Chollas Creek Improv 1 (W)	N/A	N/A	N/A	N/A	N/A	No	No	0	0	0	0	0	No	No	No	No	No	No
B20040	Coast Bl Sea Cave Emerg Stablz Project	N/A	N/A	N/A	CRSD Sea Level Rise C	N/A	No	No	0	0	0	0	0	No	No	No	No	No	No
B20042	Corridor Improv 2 (S)	N/A	N/A	N/A	N/A	N/A	No	No	0	0	0	0	0	No	No	No	No	No	No
B20043	Clairemont Mesa East Improv 3 (W)	N/A	N/A	N/A	N/A	N/A	No	No	0	0	0	0	0	No	No	No	No	No	No
B20044	Corridor Improv 2 (W)	N/A	N/A	N/A	N/A	N/A	No	No	0	0	0	0	0	No	No	No	No	No	No
B20045	San Diego Av (Old Town-McKee) SL UU598	N/A	N/A	N/A	N/A	N/A	No	No	0	0	0	0	0	No	No	No	No	No	No
B20047	Stockton Improv 2 (W)	N/A	N/A	N/A	N/A	N/A	No	No	0	0	0	0	0	No	No	No	No	No	No
B20048	Stockton Improv 2 (S)	N/A	N/A	N/A	N/A	N/A	No	No	0	0	0	0	0	No	No	No	No	No	No
B20054	West Sycamore Staging Area	N/A	N/A	Tree Canopy	CRSD Heat	No	No	No	0	0	0	0	0	No	No	No	No	No	No
B20057	Coral Gate NP Playground Improvements	N/A	N/A	Tree Canopy	CRSD Heat	N/A	No	No	0	0	0	0	0	No	No	No	No	No	No
B20058	Ward Canyon Phase III	N/A	N/A	Tree Canopy	CRSD Heat	N/A	No	No	0	0	0	0	0	No	No	No	No	No	No
B20059	Sea World Dr Sidewalk	N/A	N/A	N/A	N/A	N/A	No	No	0	0	0	0	0	No	No	No	No	No	No
B20060	Chicano Park Improvements Phase III	N/A	N/A	N/A	N/A	N/A	No	No	0	0	0	0	0	No	No	No	No	No	No
B20063	Civic Cntr Plaza Elevator Modernization	N/A	N/A	N/A	N/A	N/A	No	No	0	0	0	0	0	No	No	No	No	No	No
B20069	Kensington Improvements 1 (S)	N/A	N/A	N/A	N/A	N/A	No	No	0	0	0	0	0	No	No	No	No	No	No
B20071	Egger Highland Improvements 1 (S)	N/A	N/A	N/A	N/A	N/A	No	No	0	0	0	0	0	No	No	No	No	No	No
B20075	Traffic Signal Mods Grp 20-01	N/A	N/A	N/A	N/A	N/A	No	No	0	0	0	0	0	No	No	No	No	No	No
B20076	Coast Cave SD Accelerated Replacement	N/A	N/A	N/A	N/A	N/A	No	No	0	0	0	0	0	No	No	No	No	No	No
B20079	Inlet Restoration Group 697A (S)	N/A	N/A	N/A	N/A	N/A	No	No	0	0	0	0	0	No	No	No	No	No	No
B20084	College West Improv 3 (W)	N/A	N/A	N/A	N/A	N/A	No	No	0	0	0	0	0	No	No	No	No	No	No
B20085	College West Improv 3 (S)	N/A	N/A	N/A	N/A	N/A	No	No	0	0	0	0	0	No	No	No	No	No	No
B20086	CMP Storm Drain Lining II	N/A	N/A	N/A	CRSD Flooding	N/A	No	No	0	0	0	0	0	No	No	No	No	No	No
B20090	6th & Palm Ped Refuge Island	N/A	N/A	N/A	N/A	N/A	No	No	0	0	0	0	0	No	No	No	No	No	No
B20091	ECB & Aragon Dr RRFB & Ped Refuge Island	N/A	N/A	N/A	N/A	N/A	No	No	0	0	0	0	0	No	No	No	No	No	No
B20092	ECB & 68th St RRFB & Ped Refuge Island	N/A	N/A	N/A	N/A	N/A	No	No	0	0	0	0	0	No	No	No	No	No	No
B20093	Rectangular Rapid Flash Beacons GRP 2001	N/A	N/A	N/A	N/A	N/A	No	No	0	0	0	0	0	No	No	No	No	No	No
B20094	Nestor Improv 1 (S)	N/A	N/A	N/A	N/A	N/A	No	No	0	0	0	0	0	No	No	No	No	No	No
B20096	Willie Henderson Sports Complex Imp	N/A	N/A	Tree Canopy	CRSD Heat	N/A	No	No	0	0	0	0	0	No	No	No	No	No	No
B20097	San Ysidro Act Cntr Prking Lot & ADA Imp	N/A	N/A	Tree Canopy	CRSD Heat	179 Diza Road	Yes	No	0	2	3	2	No	No	No	No	No	No	No
B20099	Allied Gardens Improv 3 (P)	N/A	N/A	N/A	N/A	N/A	No	No	0	0	0	0	0	No	No	No	No	No	No
B20100	Allied Gardens Improve 3 (W)	N/A	N/A	N/A	N/A	N/A	No	No	0	0	0	0	0	No	No	No	No	No	No
B20101	Allied Gardens Improve 3 (S)	N/A	N/A	N/A	N/A	N/A	No	No	0	0	0	0	0	No	No	No	No	No	No
B20102	El Cerrito Improv 1 (W)	N/A	N/A	N/A	N/A	N/A	No	No	0	0	0	0	0	No	No	No	No	No	No
B20103	El Cerrito Improv 1 (S)	N/A	N/A	N/A	N/A	N/A	No	No	0	0	0	0	0	No	No	No	No	No	No
B20107	DeAnza North East Parking Lot	N/A	N/A	Tree Canopy	CRSD Heat	De Anza Cove Park	Yes	Yes	0	18	0	18	No	No	No	No	No	No	No
B20112	I-5 Underpass Street Lighting	N/A	N/A	N/A	N/A	N/A	No	No	0	0	0	0	0	No	No	No	No	No	No
B20113	HSIP Cycle 9 GR Improvements	N/A	N/A	N/A	N/A	N/A	No	No	0	0	0	0	0	No	No	No	No	No	No
B20116	Air & Space Museum Roof Replacement	N/A	N/A	N/A	CRSD Heat	N/A	No	No	0	0	0	0	0	No	No	No	No	No	No
B20120	Kellogg Comfort Station Improvements	N/A	N/A	N/A	N/A	N/A	No	No	0	0	0	0	0	No	No	No	No	No	No
B20121	MBC Gas Detect Syst Replace	N/A	N/A	N/A	N/A	N/A	No	No	0	0	0	0	0	No	No	No	No	No	No
B20122	SBWRP Reverse Osmosis System	N/A	N/A	N/A	N/A	N/A	No	No	0	0	0	0	0	No	No	No	No	No	No
B20123	Gatewood Hills Pump Station	N/A	N/A	N/A	N/A	N/A	No	No	0	0	0	0	0	No	No	No	No	No	No
B20124	Rancho Mission Canyon Emergency	N/A	N/A	N/A	CRSD Flooding	N/A	No	No	0	0	0	0	0	No	No	No	No	No	No
B20125	East Village Improv 1 (W)	N/A	N/A	N/A	N/A	N/A	No	No	0	0	0	0	0	No	No	No	No	No	No
B20126	Rolando Improv 1 (W)	N/A	N/A	N/A	N/A	N/A	No	No	0	0	0	0	0	No	No	No	No	No	No
B20127	Valencia Park Improv 1 (W)	N/A	N/A	N/A	CRSD Flooding	N/A	No	No	0	0	0	0	0	No	No	No	No	No	No
B20128	Morena Improv 2 (w)	N/A	N/A	N/A	N/A	N/A	No	No	0	0	0	0	0	No	No	No	No	No	No
B20129	Old Town Improv 1 (w)	N/A	N/A	N/A	N/A	NO	No	No	0	0	0	0	0	No	No	No	No	No	No
B20130	Mission Beach South Shores GDP	N/A	N/A	N/A	N/A	No	No	No	0	0	0	0	0	No	No	No	No	No	No
B20131	Valencia Park Improv 1 (S)	N/A	N/A	N/A	CRSD Flooding	N/A	No	No	0	0	0	0	0	No	No	No	No	No	No
B20132	Valencia Park Improv 2 (S)	N/A	N/A	N/A	N/A	N/A	No	No	0	0	0	0	0	No	No	No	No	No	No
B20133	Morena Improv 2 (s)	N/A	N/A	N/A	N/A	N/A	No	No	0	0	0	0	0	No	No	No	No	No	No
B20134	East Village Improv 1 (S)	N/A	N/A	N/A	N/A	N/A	No	No	0	0	0	0	0	No	No	No	No	No	No
B20135	Valencia Park Improv 2 (W)	N/A	N/A	N/A	N/A	N/A	No	No	0	0	0	0	0	No	No	No	No	No	No
B20137	PLWTP Scum Injection Concentrators Impro	N/A	N/A	N/A	N/A	N/A	No	No	0	0	0	0	0	No	No	No	No	No	No
B20138	Rancho Penasquitos Paving Group 1	N/A	N/A	N/A	N/A	N/A	No	No	0	0	0	0	0	No	No	No	No	No	No
B20140	Mississippi St @ El Cajon Blvd T/Signal	N/A	N/A	N/A	N/A	N/A	No	No	0	0	0	0	0	No	No	No	No	No	No

B20141	47th St @ Solola Ave T/Signal	N/A	N/A	N/A	N/A	N/A	No	No	0	0	0	0	No	No	No	No	No	No	No
B20142	6th Ave @ Juniper St Roundabout	N/A	N/A	N/A	N/A	N/A	No	No	0	0	0	0	0	No	No	No	No	No	No
B20144	Worden St Storm Drain Emergency	N/A	N/A	N/A	CRSD Flooding	N/A	No	No	0	0	0	0	0	No	No	No	No	No	No
B20145	La Jolla Scenic Drive Paving	N/A	N/A	N/A	N/A	N/A	No	No	0	0	0	0	0	No	No	No	No	No	No
B20146	Torrey Pines Rd Ped Hybrid Beacon	N/A	N/A	N/A	N/A	N/A	No	No	0	0	0	0	0	No	No	No	No	No	No
B20148	NCWRP - Chiller Replacement	N/A	N/A	N/A	N/A	N/A	No	No	0	0	0	0	0	No	No	Yes	No	No	No
B20149	Mountain View Improv 1 (S)	N/A	N/A	N/A	N/A	N/A	No	No	0	0	0	0	0	No	No	No	No	No	No
B20151	Hillside Dr (SD Install/Resurf) Improv	N/A	N/A	N/A	N/A	N/A	No	No	0	0	0	0	0	No	No	No	No	No	No
B21001	Penasquitos Pump Strn Oxygenation System	N/A	N/A	N/A	N/A	10150 Cara Way	No	No	0	0	0	0	2	No	No	No	No	No	No
B21002	Univ Ave (Aragon-69th St) Wtr Main Repl	N/A	N/A	N/A	CRSD Flooding	N/A	No	No	0	0	0	0	0	No	No	No	No	No	No
B21003	Tierrasanta Improv 1 (s)	N/A	N/A	N/A	N/A	N/A	No	No	0	0	0	0	0	No	No	No	No	No	No
B21015	Trench Paving Sewer & AC Water Grp 697A	N/A	N/A	N/A	N/A	N/A	No	No	0	0	0	0	0	No	No	No	No	No	No
B21016	Electronic Speed Signs on Acena Dr	N/A	N/A	N/A	N/A	N/A	No	No	0	0	0	0	0	No	No	No	No	No	No
B21020	St Therese Way CMP Storm Drain Emergency	N/A	N/A	N/A	N/A	N/A	No	No	0	0	0	0	0	No	No	No	No	No	No
B21022	Del Mar Heights Improvements 1 (S)	N/A	N/A	N/A	N/A	N/A	No	No	0	0	0	0	0	No	No	No	No	No	No
B21023	Del Mar Heights Improvements 1 (W)	N/A	N/A	N/A	N/A	N/A	No	No	0	0	0	0	0	No	No	No	No	No	No
B21024	Oak Park Improvements 1 (W)	N/A	N/A	N/A	N/A	N/A	No	No	0	0	0	0	0	No	No	No	No	No	No
B21026	North Park Improv 1 (s)	N/A	N/A	N/A	N/A	N/A	No	No	0	0	0	0	0	No	No	No	No	No	No
B21027	North Park Improv 1 (w)	N/A	N/A	N/A	N/A	N/A	No	No	0	0	0	0	0	No	No	No	No	No	No
B21028	College East Improv 1 (S)	N/A	N/A	N/A	N/A	N/A	No	No	0	0	0	0	0	No	No	No	No	No	No
B21029	College East Improv 1 (W)	N/A	N/A	N/A	N/A	N/A	No	No	0	0	0	0	0	No	No	No	No	No	No
B21031	Rolando Improv 2 (S)	N/A	N/A	N/A	N/A	N/A	No	No	0	0	0	0	0	No	No	No	No	No	No
B21033	Rolando Improv 2 (W)	N/A	N/A	N/A	N/A	N/A	No	No	0	0	0	0	0	No	No	No	No	No	No
B21042	Pacific Beach Pipeline South Paving	N/A	N/A	N/A	N/A	N/A	No	No	0	0	0	0	0	No	No	No	No	No	No
B21043	Mira Mesa Improv 1 (S)	N/A	N/A	N/A	N/A	N/A	No	No	0	0	0	0	0	No	No	No	No	No	No
B21044	University City Improv 2 (S)	N/A	N/A	N/A	N/A	N/A	No	No	0	0	0	0	0	No	No	No	No	No	No
B21045	Torrey Pines Improv 1 (S)	N/A	N/A	N/A	N/A	N/A	No	No	0	0	0	0	0	No	No	No	No	No	No
B21046	Golden Hill Improv 1 (S)	N/A	N/A	N/A	N/A	N/A	No	No	0	0	0	0	0	No	No	No	No	No	No
B21047	Golden Hill Improv 1 (W)	N/A	N/A	N/A	N/A	N/A	No	No	0	0	0	0	0	No	No	No	No	No	No
B21048	Normal Heights Improv 1 (S)	N/A	N/A	N/A	N/A	N/A	No	No	0	0	0	0	0	No	No	No	No	No	No
B21049	Normal Heights Improv 1 (W)	N/A	N/A	N/A	N/A	N/A	No	No	0	0	0	0	0	No	No	No	No	No	No
B21053	Otay WTP Raw Water PS Slope Restoration	N/A	N/A	N/A	N/A	N/A	No	No	0	0	0	0	0	No	No	No	No	No	No
B21054	Alvarado WTP Basins Baffle Wall Doors	N/A	N/A	N/A	N/A	N/A	No	No	0	0	0	0	0	No	No	No	No	No	No
B21055	AC Water Group 1027A	N/A	N/A	N/A	N/A	N/A	No	No	0	0	0	0	0	No	No	No	No	No	No
B21056	Morena Improv 3 (W)	N/A	N/A	N/A	CRSD Flooding	N/A	No	No	0	0	0	0	0	No	No	No	No	No	No
B21058	PWP North City Pure Water Facility Pkg 2	LEED Silver	Photovoltaic (PV) Syst	Local Water Supply	N/A	4940 Eastgate Mall	Yes	Yes	2	0	75	89	Yes	Yes	No	No	No	No	No
B21059	PWP NCWRP Flow Equalization Basin	N/A	N/A	Local Water Supply	N/A	N/A	No	No	0	0	0	0	0	No	No	No	No	No	No
B21060	PWP North City Water Rec Plant Expansion	N/A	N/A	Local Water Supply	N/A	N/A	No	No	0	0	0	0	0	No	No	No	No	No	No
B21061	PWP Morena Wastewater Pump Station	N/A	N/A	N/A	N/A	N/A	No	No	0	0	0	0	0	No	No	No	No	No	No
B21063	Prairie Mound Way CMP SD Emergency	N/A	N/A	N/A	CRSD Flooding	N/A	No	No	0	0	0	0	0	No	No	No	No	No	No
B21064	Morena Improv 3 (S)	N/A	N/A	N/A	CRSD Flooding	N/A	No	No	0	0	0	0	0	No	No	No	No	No	No
B21065	El Cajon Blvd (Mid-City) Street Lights	N/A	N/A	N/A	N/A	N/A	No	No	0	0	0	0	0	No	No	No	No	No	No
B21067	Dams & Reservoirs Security Improvements	N/A	N/A	N/A	N/A	N/A	No	No	0	0	0	0	0	No	No	No	No	No	No
B21068	Solar Implementation @ Chollas Bldg A&B	N/A	Photovoltaic (PV) Syst	N/A	CRSD Heat	N/A	No	No	0	0	0	0	0	No	Yes	No	No	No	No
B21069	Solar Implementation @ ETDC Building	N/A	Photovoltaic (PV) Syst	N/A	CRSD Heat	N/A	No	No	0	0	0	0	0	No	Yes	No	No	No	No
B21070	Solar Implementation @ EMTS Lab Bldg	N/A	Photovoltaic (PV) Syst	N/A	CRSD Heat	N/A	No	No	0	0	0	0	0	No	Yes	No	No	No	No
B21071	Mount Hope Improv 1 (S)	N/A	N/A	N/A	N/A	N/A	No	No	0	0	0	0	0	No	No	No	No	No	No
B21072	Mount Hope Improv 1 (W)	N/A	N/A	N/A	N/A	N/A	No	No	0	0	0	0	0	No	No	No	No	No	No
B21073	Mount Hope Improv 2 (s)	N/A	N/A	N/A	N/A	N/A	No	No	0	0	0	0	0	No	No	No	No	No	No
B21074	Mount Hope Improv 2 (w)	N/A	N/A	N/A	N/A	N/A	No	No	0	0	0	0	0	No	No	No	No	No	No
B21075	Valencia Park Improv 3 (s)	N/A	N/A	N/A	N/A	N/A	No	No	0	0	0	0	0	No	No	No	No	No	No
B21076	Rancho Penasquitos Improv 2 (w)	N/A	N/A	N/A	N/A	N/A	No	No	0	0	0	0	0	No	No	No	No	No	No
B21080	Buchanan Canyon SM Rpr/Repl Emergency	N/A	N/A	N/A	CRSD Flooding	N/A	No	No	0	0	0	0	0	No	No	No	No	No	No
B21081	Azalea Hollywood Park Improvements 1 (w)	N/A	N/A	N/A	N/A	N/A	No	No	0	0	0	0	0	No	No	No	No	No	No
B21084	Otay 2nd Pipeline Phase 1 (P)	N/A	N/A	N/A	N/A	N/A	No	No	0	0	0	0	0	No	No	No	No	No	No
B21085	16-in & Larger CI WS Main Repl Grp A (P)	N/A	N/A	N/A	N/A	N/A	No	No	0	0	0	0	0	No	No	No	No	No	No
B21086	AC Water & Sewer Group 1013 (P)	N/A	N/A	N/A	N/A	N/A	No	No	0	0	0	0	0	No	No	No	No	No	No
B21087	AC Water & Sewer Group 1018 (P)	N/A	N/A	N/A	N/A	N/A	No	No	0	0	0	0	0	No	No	No	No	No	No
B21089	Asphalt Overlay Group 2110	N/A	N/A	N/A	N/A	N/A	No	No	0	0	0	0	0	No	No	No	No	No	No
B21090	Asphalt Overlay Group 2111	N/A	N/A	N/A	N/A	N/A	No	No	0	0	0	0	0	No	No	No	No	No	No
B21091	AC Water & Sewer Group 1026 Urgent (P)	N/A	N/A	N/A	N/A	N/A	No	No	0	0	0	0	0	No	No	No	No	No	No
B21092	CChavez Pkwy (I5-Comm1) U027 - Urgt (SL)	N/A	N/A	N/A	N/A	N/A	No	No	0	0	0	0	0	No	No	No	No	No	No
B21095	Mission Center Canyon D Sewer Main Repl	N/A	N/A	N/A	N/A	N/A	No	No	0	0	0	0	0	No	No	No	No	No	No
B21096	Valencia Park Improv 4 (S)	N/A	N/A	N/A	N/A	N/A	No	No	0	0	0	0	0	No	No	No	No	No	No
B21097	Valencia Park Improv 4 (W)	N/A	N/A	N/A	N/A	N/A	No	No	0	0	0	0	0	No	No	No	No	No	No
B21098	Valencia Park Improv 5 (s)	N/A	N/A	N/A	N/A	N/A	No	No	0	0	0	0	0	No	No	No	No	No	No
B21099	Electronic Speed Signs Rolando Park Area	N/A	N/A	N/A	N/A	N/A	No	No	0	0	0	0	0	Yes	Yes	No	No	No	No
B21102	Carmel Mtn @ Carmel Country Roundabout	N/A	N/A	N/A	N/A	N/A	No	No	0	0	0	0	0	No	No	No	No	No	No
B21108	San Carlos Reservoir Replacement	N/A	N/A	N/A	N/A	N/A	No	No	0	0	0	0	0	No	No	No	No	No	No
B21109	San Carlos Interconnect Trans Pipeline	N/A	N/A	N/A	N/A	N/A	No	No	0	0	0	0	0	No	No	No	No	No	No
B21110	Paradise Mesa Crosstie PL CP Improv	N/A	N/A	N/A	CRSD Flooding	N/A	No	No	0	0	0	0	0	No	No	No	No	No	No
B21113	Morena Bridge Wtr Pipeline Replacement	N/A	N/A	N/A	N/A	N/A	No	No	0	0	0	0	0	No	No	No	No	No	No
B21114	Mt View Sports Courts ADA Improvements	N/A	N/A	N/A	N/A	N/A	No	No	0	0	0	0	0	No	No	No	No	No	No
B21115	Cajon Way CMP Storm Drain Emergency	N/A	N/A	N/A	CRSD Flooding	N/A	No	No	0	0	0	0	0	No	No	No	No	No	No
B21117	Chatsworth Blvd RRFB & Ped Refuge Island	N/A	N/A	N/A	N/A	NO	No	No	0	0	0	0	0	No	No	No	No	No	No
B21118	Catalina Blvd TS Interconnect Upgrade	N/A	N/A	N/A	N/A	N/A	No	No	0	0	0	0	0	No	No	No	No	No	No
B21120	Palm Ave Traffic Signal Modification(VZ)	N/A	N/A	N/A	N/A	N/A	No	No	0	0	0	0	0	No	No	No	No	No	No
B21123	Sewer and AC Water GJ 778 (BL)	N/A	N/A	N/A	N/A	N/A	No	No	0	0	0	0	0	No	No	No	No	No	No
B21124	Otay 1st/2nd PPL West of Highland (P)	N/A	N/A	N/A	N/A	N/A	No	No	0	0	0	0	0	No	No	No	No	No	No

B21125	Sewer Pump Station 11 Repair	N/A	N/A	N/A	CRSD Sea Level Rise C	2801 Bayside Walk, Sa	No	No	0	0	0	0	No	No	Yes	Yes	No	Yes	Yes
B21126	5604 Campanile Way SD Repair Emergency	N/A	N/A	N/A	CRSD Flooding	N/A	No	No	0	0	0	0	No	No	No	No	No	No	No
B21128	PWP NC Wtr Rec Plant Expansion (W)	N/A	N/A	N/A	Local Water Supply	N/A	No	No	0	0	0	0	No	No	No	No	No	No	No
B21130	Alvarado WTP Area 40 Sludge PS	N/A	N/A	N/A	N/A	N/A	No	No	0	0	0	0	No	No	No	No	No	No	No
B21131	Crespo Dr (Mecca-Soledad) Improv (S)	N/A	N/A	N/A	N/A	N/A	No	No	0	0	0	0	No	No	No	No	No	No	No
B21132	Crespo Dr (Mecca-Soledad) Improv (W)	N/A	N/A	N/A	N/A	N/A	No	No	0	0	0	0	No	No	No	No	No	No	No
B21136	AC Water & Sewer Group 1056 (BL)	N/A	N/A	N/A	N/A	N/A	No	No	0	0	0	0	No	No	No	No	No	No	No
B21138	3505 Udall St (CMP) SD Emergency	N/A	N/A	N/A	CRSD Flooding	N/A	No	No	0	0	0	0	No	No	No	No	No	No	No
B21139	Rosecrans St Traffic Signal Upgrades	N/A	N/A	N/A	N/A	N/A	No	No	0	0	0	0	No	No	No	No	No	No	No
B21144	Pacific Beach Pipeline South (BL)	N/A	N/A	N/A	N/A	N/A	No	No	0	0	0	0	No	No	No	No	No	No	No
B21145	Sewer & AC Water Group 1032A (s)	N/A	N/A	N/A	N/A	N/A	No	No	0	0	0	0	No	No	No	No	No	No	No
B21146	Sewer & AC Water Group 1032A (w)	N/A	N/A	N/A	N/A	N/A	No	No	0	0	0	0	No	No	No	No	No	No	No
B21148	MBC Gallery Pipeline Replacement	N/A	N/A	N/A	N/A	N/A	No	No	0	0	0	0	No	No	No	No	No	No	No
B21149	Sewer and AC Water Group 807 (P)	N/A	N/A	N/A	N/A	N/A	No	No	0	0	0	0	No	No	No	No	No	No	No
B21151	PWP Central Area Small-Scale Facility	N/A	N/A	N/A	Local Water Supply	N/A	No	No	0	0	0	0	No	No	No	No	No	No	No
B21152	Ocean Beach Improv 1A (W)	N/A	N/A	N/A	N/A	N/A	No	No	0	0	0	0	No	No	No	No	No	No	No
B21153	3405 Kite Street SD Emergency	N/A	N/A	N/A	CRSD Flooding	N/A	No	No	0	0	0	0	No	No	No	No	No	No	No
B22000	El Cajon Blvd HAWKS (VZ)	N/A	N/A	N/A	N/A	NO	No	No	0	0	0	0	No	No	No	No	No	No	No
B22002	SV Dam Low Level Outlet Improvements	N/A	N/A	N/A	CRSD Flooding	N/A	No	No	0	0	0	0	No	No	No	No	No	No	No
B22003	Ocean Beach Improv 1 (W)	N/A	N/A	N/A	N/A	N/A	No	No	0	0	0	0	No	No	No	No	No	No	No
B22004	Ocean Beach Improv 1 (S)	N/A	N/A	N/A	N/A	N/A	No	No	0	0	0	0	No	No	No	No	No	No	No
B22005	College-Meridian to Judy McCarty Sidwlk	N/A	N/A	N/A	N/A	N/A	No	No	0	0	0	0	No	No	No	No	No	No	No
B22006	Skyline Improv 1 (S)	N/A	N/A	N/A	N/A	N/A	No	No	0	0	0	0	No	No	No	No	No	No	No
B22007	Encanto Improv 3 (S)	N/A	N/A	N/A	N/A	N/A	No	No	0	0	0	0	No	No	No	No	No	No	No
B22008	Chollas View Improv 1 (S)	N/A	N/A	N/A	N/A	N/A	No	No	0	0	0	0	No	No	No	No	No	No	No
B22011	Jamacha Lomita Improv 1 (S)	N/A	N/A	N/A	N/A	N/A	No	No	0	0	0	0	No	No	No	No	No	No	No
B22012	Old Salt Pool Access Stairs	N/A	N/A	N/A	CRSD Sea Level Rise C	N/A	No	No	0	0	0	0	No	No	No	No	No	No	No
B22013	3984 Pacific Hwy Pump StationL Emergency	N/A	N/A	N/A	N/A	N/A	No	No	0	0	0	0	No	No	No	No	No	No	No
B22015	Via De La Valle Pipeline	N/A	N/A	N/A	NO	N/A	No	No	0	0	0	0	No	No	No	No	No	No	No
B22017	San Vicente Drainage Improvements	N/A	N/A	N/A	Local Water Supply	CRSD Flooding	N/A	No	No	0	0	0	No	No	No	No	No	No	No
B22019	Azalea Park Improv 2 (W)	N/A	N/A	N/A	N/A	N/A	No	No	0	0	0	0	No	No	No	No	No	No	No
B22020	Fairmount Park Improv 1 (W)	N/A	N/A	N/A	N/A	N/A	No	No	0	0	0	0	No	No	No	No	No	No	No
B22021	North Park Improv 2 (W)	N/A	N/A	N/A	N/A	N/A	No	No	0	0	0	0	No	No	No	No	No	No	No
B22022	Lake Murray Improv 3 (S)	N/A	N/A	N/A	N/A	N/A	No	No	0	0	0	0	No	No	No	No	No	No	No
B22023	Oak Park Improv 2 (W)	N/A	N/A	N/A	N/A	N/A	No	No	0	0	0	0	No	No	No	No	No	No	No
B22024	Miramar Reservoir AIWQMS	N/A	N/A	N/A	N/A	N/A	No	No	0	0	0	0	No	No	No	No	No	No	No
B22025	Alvarado 2nd Extension Pipeline (BL)	N/A	N/A	N/A	N/A	N/A	No	No	0	0	0	0	No	No	No	No	No	No	No
B22026	Talmadge Improv 1 (W)	N/A	N/A	N/A	N/A	N/A	No	No	0	0	0	0	No	No	No	No	No	No	No
B22032	POPS VFD Replacement Project	N/A	N/A	N/A	N/A	N/A	No	No	0	0	0	0	No	No	No	No	No	No	No
B22033	Crespo Dr (Mecca-Soledad) Improv (SD)	N/A	N/A	N/A	N/A	N/A	No	No	0	0	0	0	No	No	No	No	No	No	No
B22035	POPS Gas Sensor Replacement	N/A	N/A	N/A	N/A	N/A	No	No	0	0	0	0	No	No	No	No	No	No	No
B22037	Olay WTP Raw Water PS Switchboard Replac	N/A	N/A	N/A	N/A	1500 Wueste Rd, Chul	N/A	No	0	0	0	0	No	No	Yes	No	No	Yes	Yes
B22038	Barrio Logan Improv 1 (S)	N/A	N/A	N/A	N/A	N/A	No	No	0	0	0	0	No	No	No	No	No	No	No
B22043	Adams North Improv 1 (S)	N/A	N/A	N/A	N/A	N/A	No	No	0	0	0	0	No	No	No	No	No	No	No
B22044	Adams North Improv 1 (W)	N/A	N/A	N/A	N/A	N/A	No	No	0	0	0	0	No	No	No	No	No	No	No
B22046	Mercado Dr at Del Mar Hights TS	N/A	N/A	N/A	N/A	N/A	No	No	0	0	0	0	No	No	No	No	No	No	No
B22052	4182 60th St & 5973 Alta Mesa Wy Emer	N/A	N/A	N/A	N/A	N/A	No	No	0	0	0	0	No	No	No	No	No	No	No
B22053	Enrico Fermi Dr & Airway Rd-Coop Agrmt	N/A	N/A	N/A	N/A	N/A	No	No	0	0	0	0	No	No	No	No	No	No	No
B22058	Accelerated 4275 48th St Improv (SD)	N/A	N/A	N/A	CRSD Flooding	N/A	No	No	0	0	0	0	No	No	No	No	No	No	No
B22060	Barrio Logan Improv 1 (W)	N/A	N/A	N/A	N/A	N/A	No	No	0	0	0	0	No	No	No	No	No	No	No
B22061	AC Water & Sewer Group 1027 (P)	N/A	N/A	N/A	N/A	N/A	No	No	0	0	0	0	No	No	No	No	No	No	No
B22062	AC Water & Sewer Group 1029 (P)	N/A	N/A	N/A	N/A	N/A	No	No	0	0	0	0	No	No	No	No	No	No	No
B22065	Univ Ave (Aragon-69th St) (P)	N/A	N/A	N/A	CRSD Flooding	N/A	No	No	0	0	0	0	No	No	No	No	No	No	No
B22067	Pump Station N SD Emerg 914 Santa Clara	N/A	N/A	N/A	N/A	N/A	No	No	0	0	0	0	No	No	No	No	No	No	No
B22070	Point Loma Heights Improv 1 (W)	N/A	N/A	N/A	N/A	N/A	No	No	0	0	0	0	No	No	No	No	No	No	No
B22071	Point Loma Heights Improv 1 (S)	N/A	N/A	N/A	N/A	N/A	No	No	0	0	0	0	No	No	No	No	No	No	No
B22072	Midway District Improv 2 (W)	N/A	N/A	N/A	N/A	N/A	No	No	0	0	0	0	No	No	No	No	No	No	No
B22073	Midway District Improv 2 (S)	N/A	N/A	N/A	N/A	N/A	No	No	0	0	0	0	No	No	No	No	No	No	No
B22074	Midway District Improv 1 (W)	N/A	N/A	N/A	N/A	N/A	No	No	0	0	0	0	No	No	No	No	No	No	No
B22075	Midway District Improv 1 (S)	N/A	N/A	N/A	N/A	N/A	No	No	0	0	0	0	No	No	No	No	No	No	No
B22076	Hillcrest Improv 2 (S)	N/A	N/A	N/A	N/A	N/A	No	No	0	0	0	0	No	No	No	No	No	No	No
B22077	Hillcrest Improv 3 (S)	N/A	N/A	N/A	N/A	N/A	No	No	0	0	0	0	No	No	No	No	No	No	No
B22080	Police HQ Security Fencing	N/A	N/A	N/A	N/A	N/A	No	No	0	0	0	0	No	No	No	No	No	No	No
B22081	Police HQ Elevator Modernization	LEED Silver	N/A	N/A	N/A	1401 Broadway, San D	No	No	0	0	0	0	No	No	Yes	No	No	No	No
B22082	Block 251(South Mission)Rd Imp U0977(CS)	N/A	N/A	N/A	N/A	N/A	No	No	0	0	0	0	No	No	No	No	No	No	No
B22085	PW Genesee Avenue Median Improv	N/A	N/A	N/A	N/A	N/A	No	No	0	0	0	0	No	No	No	No	No	No	No
B22089	New Sidewalks in CD4	N/A	N/A	N/A	N/A	N/A	No	No	0	0	0	0	No	No	No	No	No	No	No
B22090	Adams North Improv 2 (W)	N/A	N/A	N/A	N/A	N/A	No	No	0	0	0	0	No	No	No	No	No	No	No
B22091	Golden Hill Improv 2 (S)	N/A	N/A	N/A	N/A	N/A	No	No	0	0	0	0	No	No	No	No	No	No	No
B22092	Roseville/Fleet Ridge Improv 1 (W)	N/A	N/A	N/A	N/A	N/A	No	No	0	0	0	0	No	No	No	No	No	No	No
B22093	Golden Hill Improv 2 (W)	N/A	N/A	N/A	N/A	N/A	No	No	0	0	0	0	No	No	No	No	No	No	No
B22094	Adams North Improv 2 (S)	N/A	N/A	N/A	N/A	N/A	No	No	0	0	0	0	No	No	No	No	No	No	No
B22095	Rancho Penasquitos Library Rehab	N/A	N/A	N/A	N/A	N/A	No	No	0	0	0	0	No	No	No	No	No	No	No
B22097	Roseville/Fleet Ridge Improv 1 (S)	N/A	N/A	N/A	N/A	N/A	No	No	0	0	0	0	No	No	No	No	No	No	No
B22101	Front & Washington TS Modification	N/A	N/A	N/A	N/A	N/A	No	No	0	0	0	0	No	No	No	No	No	No	No
B22103	ADACA Illinois & El Cajon Blvd CR PROW	N/A	N/A	N/A	N/A	N/A	No	No	0	0	0	0	No	No	No	No	No	No	No
B22105	University City Improv 1 (BL)	N/A	N/A	N/A	N/A	N/A	No	No	0	0	0	0	No	No	No	No	No	No	No
B22107	Morena Pipeline (BL)	N/A	N/A	N/A	N/A	N/A	No	No	0	0	0	0	No	No	No	No	No	No	No
B22108	AC Water & Sewer Group 1024 (P)	N/A	N/A	N/A	N/A	N/A	No	No	0	0	0	0	No	No	No	No	No	No	No

B22109	Sewer & Water GJ Crown Pt s La Playa (P)	N/A	N/A	N/A	N/A	N/A	No	No	0	0	0	0	No	No	No	No	No	No	No
B22110	Sewer and AC Water Group 765 (P)	N/A	N/A	N/A	N/A	N/A	No	No	0	0	0	0	0	No	No	No	No	No	No
B22111	Center City Traffic Signals-15th Street	N/A	N/A	N/A	N/A	N/A	No	No	0	0	0	0	0	No	No	No	No	No	No
B22112	Center City Traffic Signals -17th Street	N/A	N/A	N/A	N/A	N/A	No	No	0	0	0	0	0	No	No	No	No	No	No
B22113	Skyline Improv 2 (S)	N/A	N/A	N/A	N/A	N/A	No	No	0	0	0	0	0	No	No	No	No	No	No
B22114	Skyline Improv 2 (W)	N/A	N/A	N/A	N/A	N/A	No	No	0	0	0	0	0	No	No	No	No	No	No
B22115	Asphalt Resurfacing Group 1901 (SS)	N/A	N/A	N/A	N/A	N/A	No	No	0	0	0	0	0	No	No	No	No	No	No
B22116	Asphalt Overlay Group 2110 (SS)	N/A	N/A	N/A	N/A	N/A	No	No	0	0	0	0	0	No	No	No	No	No	No
B22117	Asphalt Overlay Group 2111 (SS)	N/A	N/A	N/A	N/A	N/A	No	No	0	0	0	0	0	No	No	No	No	No	No
B22119	6314 St. Therese Way SD Repl SWD	N/A	N/A	N/A	N/A	N/A	No	No	0	0	0	0	0	No	No	No	No	No	No
B22122	5861 College Ave SD Repl SWD	N/A	N/A	N/A	N/A	N/A	No	No	0	0	0	0	0	No	No	No	No	No	No
B22123	6306 Wenrich Dr SD Repl SWD	N/A	N/A	N/A	N/A	N/A	No	No	0	0	0	0	0	No	No	No	No	No	No
B22124	Carroll Cyn Dry Weather Flow Diversion	N/A	N/A	Local Water Supply	N/A	N/A	No	No	0	0	0	0	0	No	No	No	No	No	No
B22126	6576 Parkside Ave SD Repl SWD	N/A	N/A	N/A	N/A	N/A	No	No	0	0	0	0	0	No	No	No	No	No	No
B22127	Guy St and Pringle St SD Improv SWD	N/A	N/A	N/A	N/A	N/A	No	No	0	0	0	0	0	No	No	No	No	No	No
B22128	AC Water & Sewer Group 1042 (SS)	N/A	N/A	N/A	N/A	N/A	No	No	0	0	0	0	0	No	No	No	No	No	No
B22129	4101 Pacific Hwy Pump StationC Emergency	N/A	N/A	N/A	N/A	N/A	No	No	0	0	0	0	0	No	No	No	No	No	No
B22130	Famosa Slough Alley Slope Restoration	N/A	N/A	Local Water Supply	N/A	N/A	No	No	0	0	0	0	0	No	No	No	No	No	No
B22134	Asphalt Overlay 2200 (SS)	N/A	N/A	N/A	N/A	N/A	No	No	0	0	0	0	0	No	No	No	No	No	No
B22135	Milton St Burgener Blvd Curb Ext (NSG)	N/A	N/A	N/A	N/A	N/A	No	No	0	0	0	0	0	No	No	No	No	No	No
B22136	La Jolla Improv 4 (S)	N/A	N/A	N/A	N/A	N/A	No	No	0	0	0	0	0	No	No	No	No	No	No
B22137	La Jolla Improv 4 (W)	N/A	N/A	N/A	N/A	N/A	No	No	0	0	0	0	0	No	No	No	No	No	No
B22138	Crespo Dr (Mecca-Soledad) Improv (P)	N/A	N/A	N/A	N/A	N/A	No	No	0	0	0	0	0	No	No	No	No	No	No
B22139	Scripps Miramar Ranch Library Roof Repl	N/A	N/A	N/A	N/A	N/A	No	No	0	0	0	0	0	No	No	No	No	No	No
B22140	Balboa Park Pipeline Repl Ph II (P)	N/A	N/A	N/A	N/A	N/A	No	No	0	0	0	0	0	No	No	No	No	No	No
B22141	Balboa Park Pipeline Repl Ph III (P)	N/A	N/A	N/A	N/A	N/A	No	No	0	0	0	0	0	No	No	No	No	No	No
B22143	Remaining Small Diameter CI Water Ph2(P)	N/A	N/A	N/A	N/A	N/A	No	No	0	0	0	0	0	No	No	No	No	No	No
B22144	Sewer and AC Water Group 1032 (SS)	N/A	N/A	N/A	N/A	N/A	No	No	0	0	0	0	0	No	No	No	No	No	No
B22145	Undergrounding Resurfacing (SS)	N/A	N/A	N/A	N/A	N/A	No	No	0	0	0	0	0	No	No	No	No	No	No
B22146	8690 Aero Drive Roof Replacement	N/A	N/A	N/A	N/A	N/A	No	No	0	0	0	0	0	No	No	No	No	No	No
B22147	Elec Spd Signs Citywide 2200 (SG)	N/A	N/A	N/A	N/A	N/A	No	No	0	0	0	0	0	Yes	Yes	No	No	No	No
B22148	Elec Spd Signs Citywide 2201 (NSG)	N/A	N/A	N/A	N/A	N/A	No	No	0	0	0	0	0	Yes	Yes	No	No	No	No
B22149	Installation of City Owned SL 2201 (NSG)	N/A	N/A	N/A	N/A	N/A	No	No	0	0	0	0	0	No	No	Yes	No	No	No
B22150	Palm Ave I-5 to Georgia Street Repairs	N/A	N/A	N/A	N/A	N/A	No	No	0	0	0	0	0	No	No	No	No	No	No
B22151	Paradise Hills Pipeline Replacement	N/A	N/A	N/A	N/A	N/A	No	No	0	0	0	0	0	No	No	No	No	No	No
B22152	Morena Improv 3A (W)	N/A	N/A	N/A	CRSD Flooding	N/A	No	No	0	0	0	0	0	No	No	No	No	No	No
B22153	2870 Mobley St SD Replacement	N/A	N/A	N/A	N/A	N/A	No	No	0	0	0	0	0	No	No	No	No	No	No
B22154	Installation of City Owned SL 2202 (NSG)	N/A	N/A	N/A	SL/A	N/A	No	No	0	0	0	0	0	No	No	Yes	No	No	No
B22155	Witch Creek Fire Street Improv	N/A	N/A	N/A	N/A	N/A	No	No	0	0	0	0	0	No	No	No	No	No	No
B22157	Terminal Parking Lot East Rehabilitation	N/A	N/A	N/A	N/A	N/A	No	No	0	0	0	0	0	No	No	No	No	No	No
B23003	MBC76 Transformer Replacement Emergency	N/A	N/A	N/A	CRSD Flooding	N/A	No	No	0	0	0	0	0	No	No	No	No	No	No
B23004	6118 Caminita Sacate SD Emergency	N/A	N/A	N/A	CRSD Flooding	N/A	No	No	0	0	0	0	0	No	No	No	No	No	No
B23005	Park West Improv 1 (S)	N/A	N/A	N/A	N/A	N/A	No	No	0	0	0	0	0	No	No	No	No	No	No
B23006	Park West Improv 1 (W)	N/A	N/A	N/A	N/A	N/A	No	No	0	0	0	0	0	No	No	No	No	No	No
B23007	Point Loma Heights Improv 2 (S)	N/A	N/A	N/A	N/A	N/A	No	No	0	0	0	0	0	No	No	No	No	No	No
B23008	Point Loma Heights Improv 2 (W)	N/A	N/A	N/A	N/A	N/A	No	No	0	0	0	0	0	No	No	No	No	No	No
B23009	Jamacha Lomita Improv 2 (S)	N/A	N/A	N/A	N/A	N/A	No	No	0	0	0	0	0	No	No	No	No	No	No
B23010	Jamacha Lomita Improv 2 (W)	N/A	N/A	N/A	N/A	N/A	No	No	0	0	0	0	0	No	No	No	No	No	No
B23011	Willie Henderson Lighting Upgrades	N/A	N/A	N/A	N/A	N/A	No	No	0	0	0	0	0	No	No	No	No	No	No
B23012	West Ramp Spider Hanger Rehabilitation	N/A	N/A	N/A	N/A	N/A	No	No	0	0	0	0	0	No	No	No	No	No	No
B23013	Unleaded Aviation Fuel Tank	N/A	N/A	N/A	N/A	N/A	No	No	0	0	0	0	0	No	No	No	No	No	No
B23014	Miramar WTP Caustic Pumping System	N/A	N/A	N/A	N/A	N/A	No	No	0	0	0	0	0	No	No	No	No	No	No
B23015	Redland Improv (W)	N/A	N/A	N/A	N/A	N/A	No	No	0	0	0	0	0	No	No	No	No	No	No
B23016	Redland Improv (P)	N/A	N/A	N/A	N/A	N/A	No	No	0	0	0	0	0	No	No	No	No	No	No
B23017	Balboa Park Pipeline Repl (BL)	N/A	N/A	N/A	N/A	N/A	No	No	0	0	0	0	0	No	No	No	No	No	No
B23018	Asphalt Overlay 2201 (SS)	N/A	N/A	N/A	N/A	N/A	No	No	0	0	0	0	0	No	No	No	No	No	No
B23019	Asphalt Overlay 2202 (SS)	N/A	N/A	N/A	N/A	N/A	No	No	0	0	0	0	0	No	No	No	No	No	No
B23020	Orange Ave RD Imp UU24 (SS)	N/A	N/A	N/A	N/A	N/A	No	No	0	0	0	0	0	No	No	No	No	No	No
B23021	MBC Operations Blding Roof Repl	N/A	N/A	N/A	N/A	N/A	No	No	0	0	0	0	0	No	No	No	No	No	No
B23022	6002 Camino Rico SD Improv SWD	N/A	N/A	N/A	N/A	N/A	No	No	0	0	0	0	0	No	No	No	No	No	No
B23026	7717 Eagle Ridge Dr SD Improv SWD	N/A	N/A	N/A	N/A	N/A	No	No	0	0	0	0	0	No	No	No	No	No	No
B23028	Memorial Park Lighting Improvements	N/A	N/A	N/A	N/A	N/A	No	No	0	0	0	0	0	No	No	No	No	No	No
B23029	MLK CP MV Racquet Club W&S Connection	N/A	N/A	N/A	N/A	N/A	No	No	0	0	0	0	0	No	No	No	No	No	No
B23030	Linda Vista & Comstock Intersection Upg	N/A	N/A	N/A	N/A	N/A	No	No	0	0	0	0	0	No	No	No	No	No	No
B23031	Miramar Pl Fleet Main Facility Upgrade	N/A	N/A	N/A	N/A	N/A	No	No	0	0	0	0	0	No	No	No	No	No	No
B23032	North Park Improv 3 (S)	N/A	N/A	N/A	N/A	N/A	No	No	0	0	0	0	0	No	No	No	No	No	No
B23033	North Park Improv 3 (W)	N/A	N/A	N/A	N/A	N/A	No	No	0	0	0	0	0	No	No	No	No	No	No
B23034	Shelltown Improv 1 (S)	N/A	N/A	N/A	N/A	N/A	No	No	0	0	0	0	0	No	No	No	No	No	No
B23035	Shelltown Improv 1 (W)	N/A	N/A	N/A	N/A	N/A	No	No	0	0	0	0	0	No	No	No	No	No	No
B23037	Pacific Beach Improv 2 (S)	N/A	N/A	N/A	N/A	N/A	No	No	0	0	0	0	0	No	No	No	No	No	No
B23038	Pacific Beach Improv 2 (W)	N/A	N/A	N/A	N/A	N/A	No	No	0	0	0	0	0	No	No	No	No	No	No
B23039	Midway District Improv 3 (S)	N/A	N/A	N/A	N/A	N/A	No	No	0	0	0	0	0	No	No	No	No	No	No
B23040	Midway District Improv 3 (W)	N/A	N/A	N/A	N/A	N/A	No	No	0	0	0	0	0	No	No	No	No	No	No
B23041	Tierrasanta Improv 2 (S)	N/A	N/A	N/A	N/A	N/A	No	No	0	0	0	0	0	No	No	No	No	No	No
B23042	Rancho Bernardo Improv 1 (S)	N/A	N/A	N/A	N/A	N/A	No	No	0	0	0	0	0	No	No	No	No	No	No
B23046	Downtown Complete St Impl. Ph. 3A2	N/A	N/A	N/A	N/A	N/A	No	No	0	0	0	0	0	No	No	No	No	No	No
B23047	Redwood Village/Rolando Park Imp 1A (W)	N/A	N/A	N/A	N/A	N/A	No	No	0	0	0	0	0	No	No	No	No	No	No
B23048	Emerald Hills Improv 1(S)	N/A	N/A	N/A	N/A	N/A	No	No	0	0	0	0	0	No	No	No	No	No	No
B23049	Miramar WTP Interim Solids Management	N/A	N/A	Local Water Supply	N/A	N/A	No	No	0	0	0	0	0	No	No	No	No	No	No

B23050	Pressure Reducing Stations Upgrades 2A	N/A	N/A	N/A	N/A	N/A	No	No	0	0	0	0	No	No	No	No	No	No	No
B23051	Alvarado WTP Chemical Piping Repl	N/A	N/A	N/A	N/A	N/A	No	No	0	0	0	0	No	No	No	No	No	No	No
B23052	10210 Campus Point Drive SD Emergency	N/A	N/A	N/A	N/A	N/A	No	No	0	0	0	0	No	No	No	No	No	No	No
B23053	Orange Ave Rd Imp U24	N/A	N/A	N/A	N/A	N/A	No	No	0	0	0	0	No	No	No	No	No	No	No
B23055	La Jolla Improv 5 (S)	N/A	N/A	N/A	N/A	N/A	No	No	0	0	0	0	No	No	No	No	No	No	No
B23056	La Jolla Improv 5 (W)	N/A	N/A	N/A	N/A	N/A	No	No	0	0	0	0	No	No	No	No	No	No	No
B23057	La Playa Improv 1 (S)	N/A	N/A	N/A	N/A	N/A	No	No	0	0	0	0	No	No	No	No	No	No	No
B23058	La Playa Improv 1 (W)	N/A	N/A	N/A	N/A	N/A	No	No	0	0	0	0	No	No	No	No	No	No	No
B23059	Sewer and AC Water Group 812 (P)	N/A	N/A	N/A	N/A	N/A	No	No	0	0	0	0	No	No	No	No	No	No	No
B23060	Sewer and AC Water GJ 778 (P)	N/A	N/A	N/A	N/A	N/A	No	No	0	0	0	0	No	No	No	No	No	No	No
B23063	La Jolla Improv 6 (S)	N/A	N/A	N/A	N/A	N/A	No	No	0	0	0	0	No	No	No	No	No	No	No
B23064	La Jolla Improv 6 (W)	N/A	N/A	N/A	N/A	N/A	No	No	0	0	0	0	No	No	No	No	No	No	No
B23065	University Heights Improv 1 (S)	N/A	N/A	N/A	N/A	N/A	No	No	0	0	0	0	No	No	No	No	No	No	No
B23066	University Heights Improv 1 (W)	N/A	N/A	N/A	N/A	N/A	No	No	0	0	0	0	No	No	No	No	No	No	No
B23069	Miramar WTP Residuals Redirection (S)	N/A	N/A	N/A	N/A	N/A	No	No	0	0	0	0	No	No	No	No	No	No	No
B23071	Balboa Park Golf Course Improvements	N/A	N/A	Tree Canopy	CRSD Heat	N/A	No	No	0	0	0	0	No	No	No	No	No	No	No
B23072	Cortez Improv 1 (S)	N/A	N/A	N/A	N/A	N/A	No	No	0	0	0	0	No	No	No	No	No	No	No
B23073	Cortez Improv 1 (W)	N/A	N/A	N/A	N/A	N/A	No	No	0	0	0	0	No	No	No	No	No	No	No
B23075	Miramar Valve No2 Replacement	N/A	N/A	N/A	N/A	N/A	No	No	0	0	0	0	No	No	No	No	No	No	No
B23076	32nd St & Market St Intersection Upgrade	N/A	N/A	N/A	N/A	N/A	No	No	0	0	0	0	No	No	Yes	No	No	No	No
B23078	ADA Improvement Group 2302 ? Navajo	N/A	N/A	N/A	N/A	N/A	No	No	0	0	0	0	No	No	No	No	No	No	No
B23079	ADA Improvement Group 2303 ? Navajo	N/A	N/A	N/A	N/A	N/A	No	No	0	0	0	0	No	No	No	No	No	No	No
B23081	Tierrasanta Improv 2A (S)	N/A	N/A	N/A	N/A	N/A	No	No	0	0	0	0	No	No	No	No	No	No	No
B23082	Eagle Ridge PS Replacement	N/A	N/A	N/A	N/A	N/A	No	No	0	0	0	0	No	No	No	No	No	No	No
B23083	Cabrillo Palisades 600 Rezoning	N/A	N/A	N/A	N/A	N/A	No	No	0	0	0	0	No	No	No	No	No	No	No
B23084	Kensington Heights #3 Series Circuit Upg	N/A	N/A	N/A	N/A	N/A	No	No	0	0	0	0	No	No	No	No	No	No	No
B23085	NCPWF/NCWRP Warehouse Storage	N/A	N/A	N/A	N/A	N/A	No	No	0	0	0	0	No	No	No	No	No	No	No
B23086	Sunset Cliffs Devonshire Series Circuit	N/A	N/A	N/A	N/A	N/A	No	No	0	0	0	0	No	No	No	No	No	No	No
B23087	Sewer Group 836 (P)	N/A	N/A	N/A	N/A	N/A	No	No	0	0	0	0	No	No	No	No	No	No	No
B23088	South Mission Beach SD Replacement (BL)	N/A	N/A	N/A	CRSD Flooding	N/A	No	No	0	0	0	0	No	No	No	No	No	No	No
B23089	ACC Sewer Group 851 (BL)	N/A	N/A	N/A	N/A	No	No	No	0	0	0	0	No	No	No	No	No	No	No
B23090	AC Water & Sewer Group 1048 (BL)	N/A	N/A	N/A	N/A	N/A	No	No	0	0	0	0	No	No	No	No	No	No	No
B23091	Sidewalk Replacement Group 2330 - LV & N	N/A	N/A	N/A	N/A	N/A	No	No	0	0	0	0	No	No	No	No	No	No	No
B23092	Sidewalk Replacement Group 2331 - CMR, R	N/A	N/A	N/A	N/A	N/A	No	No	0	0	0	0	No	No	No	No	No	No	No
B23093	Sewer Group Job 843 (P)	N/A	N/A	N/A	N/A	N/A	No	No	0	0	0	0	No	No	No	No	No	No	No
B23094	AC Water & Sewer Group 1036 (P)	N/A	N/A	N/A	N/A	TBD	No	No	0	0	0	0	No	No	No	No	No	No	No
B23095	728 PB Dr Pump Station G Emergency	N/A	N/A	N/A	N/A	N/A	No	No	0	0	0	0	No	No	No	No	No	No	No
B23096	Fort Stockton and Allen Rd SD Improv SWD	N/A	N/A	N/A	N/A	N/A	No	No	0	0	0	0	No	No	No	No	No	No	No
B23097	Elm Ave & Harris Ave SD Replacement SWD	N/A	N/A	N/A	N/A	N/A	No	No	0	0	0	0	No	No	No	No	No	No	No
B23098	Auburn Creek Trash Capture Devices	N/A	N/A	Local Water Supply	N/A	N/A	No	No	0	0	0	0	No	No	No	No	No	No	No
B23099	20100 San Pasqual Rd SD Replacement	N/A	N/A	N/A	N/A	20100 San Pasqual Rd	No	No	0	0	0	0	No	No	No	No	No	No	No
B23100	Terminal Ramp Rehabilitation Project	N/A	N/A	N/A	N/A	N/A	No	No	0	0	0	0	No	No	No	No	No	No	No
B23104	Paradise Hills Library HVAC Repl	N/A	N/A	N/A	N/A	N/A	No	No	0	0	0	0	No	No	Yes	No	Yes	No	No
B23105	Urban Village Idea Lab ? HVAC Repl	N/A	N/A	N/A	N/A	N/A	No	No	0	0	0	0	No	No	Yes	Yes	Yes	No	No
B23107	6933 Neptune Place SD Emergency	N/A	N/A	N/A	N/A	N/A	No	No	0	0	0	0	No	No	No	No	No	No	No
B23110	Black Mountain Reservoir Spillway Stairs	N/A	N/A	N/A	N/A	na	No	No	0	0	0	0	No	No	No	No	No	No	No
B23111	Scripps Ranch Improv 2 (S)	N/A	N/A	N/A	N/A	N/A	No	No	0	0	0	0	No	No	No	No	No	No	No
B23112	Serra Mesa Improv 1 Rehab (S)	N/A	N/A	N/A	N/A	N/A	No	No	0	0	0	0	No	No	No	No	No	No	No
B23113	Sewer and AC Water Group 763 (P)	N/A	N/A	N/A	N/A	N/A	No	No	0	0	0	0	No	No	No	No	No	No	No
B23115	4356 Altamirano Way SD Emergency	N/A	N/A	N/A	CRSD Flooding	N/A	No	No	0	0	0	0	No	No	No	No	No	No	No
B23116	5505 Morehouse Dr SD Emergency	N/A	N/A	N/A	N/A	N/A	No	No	0	0	0	0	No	No	No	No	No	No	No
B23117	CMP SD Lining IV	N/A	N/A	N/A	N/A	N/A	No	No	0	0	0	0	No	No	No	No	No	No	No
B23118	Downtown Complete St Impl. Ph. 3B1	N/A	N/A	N/A	N/A	N/A	No	No	0	0	0	0	No	No	No	No	No	No	No
B23119	Downtown Complete St Impl. Ph. 3B2	N/A	N/A	N/A	N/A	N/A	No	No	0	0	0	0	No	No	No	No	No	No	No
B23120	Downtown Complete St Impl. Ph. 3B3	N/A	N/A	N/A	N/A	N/A	No	No	0	0	0	0	No	No	No	No	No	No	No
B23122	Quince Dr. Runoff & Erosion Ctrl Improv	N/A	N/A	N/A	N/A	N/A	No	No	0	0	0	0	No	No	No	No	No	No	No
B23123	4304 Ebersole Dr SD Emergency	N/A	N/A	N/A	CRSD Flooding	4304 Ebersole Drive, S	No	No	0	0	0	0	No	No	No	No	No	No	No
B23124	3232 Dove St SD Emergency	N/A	N/A	N/A	CRSD Flooding	N/A	No	No	0	0	0	0	No	No	No	No	No	No	No
B23125	Pump Station H Catwalk Emergency	N/A	N/A	N/A	CRSD Flooding	N/A	No	No	0	0	0	0	No	No	No	No	No	No	No
B23126	Barrett Road Emergency Repair	N/A	N/A	N/A	CRSD Flooding	21077 Lyons Valley Rd	No	No	0	0	0	0	No	No	No	No	No	No	No
B23127	Streetlight Installations in CD4	N/A	N/A	N/A	N/A	N/A	No	No	0	0	0	0	No	No	No	No	Yes	No	No
B23128	Streetlight Installations in CD7	N/A	N/A	N/A	N/A	N/A	No	No	0	0	0	0	No	No	No	No	No	No	No
B23129	Streetlight Installations in CD8	N/A	N/A	N/A	N/A	N/A	No	No	0	0	0	0	No	No	No	No	No	No	No
B23130	AC Overlay Group 2301	N/A	N/A	N/A	N/A	N/A	No	No	0	0	0	0	No	No	No	No	No	No	No
B23131	AC Overlay Group 2302	N/A	N/A	N/A	N/A	N/A	No	No	0	0	0	0	No	No	No	No	No	No	No
B23134	Aldine Dr Storm Drain Emergency	N/A	N/A	N/A	CRSD Flooding	N/A	No	No	0	0	0	0	No	No	No	No	No	No	No
B23135	7671 Macaw Lane SD Emergency	N/A	N/A	N/A	CRSD Flooding	7671 Macaw Lane, San	No	No	0	0	0	0	No	No	No	No	No	No	No
B23136	Miramar Reservoir Recreation Facilities	N/A	N/A	N/A	N/A	N/A	No	No	0	0	0	0	No	No	No	No	No	No	No
B23138	Jerabek Park SD Emergency	N/A	N/A	N/A	CRSD Flooding	N/A	No	No	0	0	0	0	No	No	No	No	No	No	No
B23139	5995 Eldergardens St Emergency	N/A	N/A	N/A	CRSD Flooding	N/A	No	No	0	0	0	0	No	No	No	No	No	No	No
B23140	Pump Station 2 Sluice Gate 2 Emergency	N/A	N/A	N/A	CRSD Flooding	N/A	No	No	0	0	0	0	No	No	No	No	No	No	No
B23142	Talmadge Improv 2 (W)	N/A	N/A	N/A	N/A	N/A	No	No	0	0	0	0	No	No	No	No	No	No	No
B23143	Eastgate Mall AC Replacement	N/A	N/A	N/A	N/A	N/A	No	No	0	0	0	0	No	No	No	No	No	No	No
B23144	Damon Ave Water Main Repl & AC Ext (P)	N/A	N/A	N/A	N/A	N/A	No	No	0	0	0	0	No	No	No	No	No	No	No
B23145	47th St & Hartley St HAWK	N/A	N/A	N/A	N/A	N/A	No	No	0	0	0	0	No	No	No	No	No	No	No
B23146	Gompers Prep 47th St Safety Enhancements	N/A	N/A	N/A	N/A	N/A	No	No	0	0	0	0	No	No	No	No	No	No	No
B23147	Osler Street Traffic Calming	N/A	N/A	N/A	N/A	N/A	No	No	0	0	0	0	No	No	No	No	No	No	No
B23148	Otay Mesa Rd Pedestrian Improvements	N/A	N/A	N/A	N/A	N/A	No	No	0	0	0	0	No	No	No	No	No	No	No
B23150	ADA Improvement Group 2306 (OM ? Nestor)	N/A	N/A	N/A	N/A	N/A	No	No	0	0	0	0	No	No	No	No	No	No	No

B23151	ADA Improvement Group 2307 (CD 1,2,6)	N/A	N/A	N/A	N/A	N/A	No	No	0	0	0	0	No	No	No	No	No	No	No
B23153	8803 Gilman Dr SD Emergency	N/A	N/A	N/A	CRSD Flooding	N/A	No	No	0	0	0	0	0	No	No	No	No	No	No
B23154	10428 Clairemont Mesa Blvd SD Emergency	N/A	N/A	N/A	CRSD Flooding	N/A	No	No	0	0	0	0	0	No	No	No	No	No	No
B23155	Imperial Avenue Pedestrian Signal Improv	N/A	N/A	N/A	N/A	N/A	No	No	0	0	0	0	0	No	No	No	No	No	No
B23156	AC Overlay Group 2303	N/A	N/A	N/A	N/A	N/A	No	No	0	0	0	0	0	No	No	No	No	No	No
B23157	AC Overlay Group 2304	N/A	N/A	N/A	N/A	N/A	No	No	0	0	0	0	0	No	No	No	No	No	No
B23158	Matinal Rd ESS	N/A	N/A	N/A	N/A	N/A	No	No	0	0	0	0	0	Yes	Yes	No	No	No	No
B23160	Scripps Miramar Ranch Lib Fire Sys Repl	N/A	N/A	N/A	N/A	N/A	No	No	0	0	0	0	0	No	No	No	No	No	No
B23161	12200 Escala Drive SD Emergency	N/A	N/A	N/A	N/A	N/A	No	No	0	0	0	0	0	No	No	No	No	No	No
B23162	Evan V. Jones Parkade Emergency	N/A	N/A	N/A	N/A	N/A	No	No	0	0	0	0	0	No	No	No	No	No	No
B24000	Lake Murray Improv 2 (BL)	N/A	N/A	N/A	N/A	N/A	No	No	0	0	0	0	0	No	No	No	No	No	No
B24001	Montezuma PPL/Mid-City Pipeline Ph 2 (P)	N/A	N/A	N/A	N/A	N/A	No	No	0	0	0	0	0	No	No	No	No	No	No
B24002	Clairemont Mesa East Improv 2 (BL)(VZ)	N/A	N/A	N/A	N/A	N/A	No	No	0	0	0	0	0	No	No	No	No	No	No
B24003	AC Overlay Group 2305	N/A	N/A	N/A	N/A	N/A	No	No	0	0	0	0	0	No	No	No	No	No	No
B24004	AC Overlay Group 2306	N/A	N/A	N/A	N/A	N/A	No	No	0	0	0	0	0	No	No	No	No	No	No
B24005	El Capitan Dam Spillway Slope Stability	N/A	N/A	N/A	Local Water Supply	N/A	No	No	0	0	0	0	0	No	No	No	No	No	No
B24006	8519 Sugarman Dr SD Emergency	N/A	N/A	N/A	CRSD Flooding	N/A	No	No	0	0	0	0	0	No	No	No	No	No	No
B24009	AC Overlay Navajo Rd (SS)	N/A	N/A	N/A	N/A	N/A	No	No	0	0	0	0	0	No	No	No	No	No	No
B24011	AC Overlay Group 2401	N/A	N/A	N/A	N/A	N/A	No	No	0	0	0	0	0	No	No	No	No	No	No
B24012	AC Overlay Group 2402	N/A	N/A	N/A	N/A	N/A	No	No	0	0	0	0	0	No	No	No	No	No	No
B24013	AC Overlay Group 2403	N/A	N/A	N/A	N/A	N/A	No	No	0	0	0	0	0	No	No	No	No	No	No
B24014	AC Overlay 2202 Phase 2 (SS)	N/A	N/A	N/A	N/A	N/A	No	No	0	0	0	0	0	No	No	No	No	No	No
B24016	Health Center Dr SD SWD	N/A	N/A	N/A	N/A	N/A	No	No	0	0	0	0	0	No	No	No	No	No	No
B24017	Willow St at Zola St SD SWD	N/A	N/A	N/A	N/A	N/A	No	No	0	0	0	0	0	No	No	No	No	No	No
B24018	38th St at Franklin Ave SD SWD	N/A	N/A	N/A	N/A	N/A	No	No	0	0	0	0	0	No	No	No	No	No	No
B24020	Red Pine Dr at Shady Elm Pl SD SWD	N/A	N/A	N/A	N/A	N/A	No	No	0	0	0	0	0	No	No	No	No	No	No
B24021	Hawthorn St and 3rd Ave SD SWD	N/A	N/A	N/A	N/A	N/A	No	No	0	0	0	0	0	No	No	No	No	No	No
B24022	6100 Block Rancho Mission Rd SD SWD	N/A	N/A	N/A	N/A	N/A	No	No	0	0	0	0	0	No	No	No	No	No	No
B24023	1st Ave at Brookes Ave SD SWD	N/A	N/A	N/A	N/A	N/A	No	No	0	0	0	0	0	No	No	No	No	No	No
B24024	Old Town Improv 1 (P)	N/A	N/A	N/A	N/A	N/A	No	No	0	0	0	0	0	No	No	No	No	No	No
B24026	Lincoln Ave & Idaho St Sewer Main Repl	N/A	N/A	N/A	N/A	N/A	No	No	0	0	0	0	0	No	No	No	No	No	No
B24028	Paradise Hills Improv 1 (P)	N/A	N/A	N/A	N/A	N/A	No	No	0	0	0	0	0	No	No	No	No	No	No
B24029	Hillcrest Improv 4 (S)	N/A	N/A	N/A	N/A	N/A	No	No	0	0	0	0	0	No	No	No	No	No	No
B24030	Hillcrest Improv 4 (W)	N/A	N/A	N/A	N/A	N/A	No	No	0	0	0	0	0	No	No	No	No	No	No
B24031	Midtown Improv 1 (S)	N/A	N/A	N/A	N/A	N/A	No	No	0	0	0	0	0	No	No	No	No	No	No
B24032	Midtown Improv 1 (W)	N/A	N/A	N/A	N/A	N/A	No	No	0	0	0	0	0	No	No	No	No	No	No
B24033	North Park Improv 4 (S)	N/A	N/A	N/A	N/A	N/A	No	No	0	0	0	0	0	No	No	No	No	No	No
B24034	North Park Improv 4 (W)	N/A	N/A	N/A	N/A	N/A	No	No	0	0	0	0	0	No	No	No	No	No	No
B24035	Castle Improv 1 (S)	N/A	N/A	N/A	N/A	N/A	No	No	0	0	0	0	0	No	No	No	No	No	No
B24036	Castle Improv 1 (W)	N/A	N/A	N/A	N/A	N/A	No	No	0	0	0	0	0	No	No	No	No	No	No
B24037	Oak Park Improv 3 (S)	N/A	N/A	N/A	N/A	N/A	No	No	0	0	0	0	0	No	No	No	No	No	No
B24038	Oak Park Improv 3 (W)	N/A	N/A	N/A	N/A	N/A	No	No	0	0	0	0	0	No	No	No	No	No	No
B24039	University Heights Improv 2 (S)	N/A	N/A	N/A	N/A	N/A	No	No	0	0	0	0	0	No	No	No	No	No	No
B24040	University Heights Improv 2 (W)	N/A	N/A	N/A	N/A	N/A	No	No	0	0	0	0	0	No	No	No	No	No	No
B24041	Bay Terraces Improv 2 (S)	N/A	N/A	N/A	N/A	N/A	No	No	0	0	0	0	0	No	No	No	No	No	No
B24042	Bay Terraces Improv 2 (W)	N/A	N/A	N/A	N/A	N/A	No	No	0	0	0	0	0	No	No	No	No	No	No
B24043	Citywide Referral Rehab 1 (S)	N/A	N/A	N/A	N/A	N/A	No	No	0	0	0	0	0	No	No	No	No	No	No
B24044	Paradise Hills Improv 2 (W)	N/A	N/A	N/A	N/A	N/A	No	No	0	0	0	0	0	No	No	No	No	No	No
B24045	Citywide Referral Replace 2 (S)	N/A	N/A	N/A	N/A	N/A	No	No	0	0	0	0	0	No	No	No	No	No	No
B24046	Paradise Hills Improv 3 (W)	N/A	N/A	N/A	N/A	N/A	No	No	0	0	0	0	0	No	No	No	No	No	No
B24047	Citywide Referral Replace 3 (S)	N/A	N/A	N/A	N/A	N/A	No	No	0	0	0	0	0	No	No	No	No	No	No
B24048	Point Loma Heights Improv 3 (W)	N/A	N/A	N/A	N/A	N/A	No	No	0	0	0	0	0	No	No	No	No	No	No
B24049	Kensington Improv 2 (S)	N/A	N/A	N/A	N/A	N/A	No	No	0	0	0	0	0	No	No	No	No	No	No
B24050	Emerald Hills Improv 1 (W)	N/A	N/A	N/A	N/A	N/A	No	No	0	0	0	0	0	No	No	No	No	No	No
B24051	Otay Mesa West Improv 1 (S)	N/A	N/A	N/A	N/A	N/A	No	No	0	0	0	0	0	No	No	No	No	No	No
B24052	Teralta West Improv 1 (S)	N/A	N/A	N/A	N/A	N/A	No	No	0	0	0	0	0	No	No	No	No	No	No
B24053	Linda Vista Improv 1 (S)	N/A	N/A	N/A	N/A	N/A	No	No	0	0	0	0	0	No	No	No	No	No	No
B24054	Mission Valley West Improv 2 (S)	N/A	N/A	N/A	N/A	N/A	No	No	0	0	0	0	0	No	No	No	No	No	No
B24055	University City Improv 3 (S)	N/A	N/A	N/A	N/A	N/A	No	No	0	0	0	0	0	No	No	No	No	No	No
B24056	Ridgeview Webster Improv 1 (S)	N/A	N/A	N/A	N/A	N/A	No	No	0	0	0	0	0	No	No	No	No	No	No
B24057	Ridgeview Webster Improv 1 (W)	N/A	N/A	N/A	N/A	N/A	No	No	0	0	0	0	0	No	No	No	No	No	No
B24058	Transportation Management Center	N/A	N/A	N/A	N/A	N/A	No	No	0	0	0	0	0	No	No	No	No	No	No
B24059	AC Water & Sewer Group 1052A (P)	N/A	N/A	N/A	N/A	N/A	No	No	0	0	0	0	0	No	No	No	No	No	No
B24060	College Area Swr & AC Wtr Main Repl (P)	N/A	N/A	N/A	N/A	N/A	No	No	0	0	0	0	0	No	No	No	No	No	No
B24061	Sewer & AC Water Group 765A (P)	N/A	N/A	N/A	N/A	N/A	No	No	0	0	0	0	0	No	No	No	No	No	No
B24062	Clairemont Mesa E Improv 1 (P)	N/A	N/A	N/A	N/A	N/A	No	No	0	0	0	0	0	No	No	No	No	No	No
B24063	AC Water & Sewer Group 1053 (P)	N/A	N/A	N/A	N/A	N/A	No	No	0	0	0	0	0	No	No	No	No	No	No
B24064	Dagget St & Red Rock Dr Paving	N/A	N/A	N/A	N/A	N/A	No	No	0	0	0	0	0	No	No	No	No	No	No
B24065	1105 Sutter Steet SD Emergency	N/A	N/A	N/A	N/A	N/A	No	No	0	0	0	0	0	No	No	No	No	No	No
B24066	4502 Rhode Island Street SD Emergency	N/A	N/A	N/A	CRSD Flooding	N/A	No	No	0	0	0	0	0	No	No	No	No	No	No
B24067	4451 Hermosa Way SD Emergency	N/A	N/A	N/A	CRSD Flooding	N/A	No	No	0	0	0	0	0	No	No	No	No	No	No
B24068	1391 Ava Street SD Emergency	N/A	N/A	N/A	N/A	N/A	No	No	0	0	0	0	0	No	No	No	No	No	No
B24069	Ellen Browning Scripps Park Emergency	N/A	N/A	N/A	CRSD Sea Level Rise C	N/A	No	No	0	0	0	0	0	No	No	No	No	No	No
B24070	Valencia Park Improv 6 (S)	N/A	N/A	N/A	N/A	N/A	No	No	0	0	0	0	0	No	No	No	No	No	No
B24071	Valencia Park Improv 6 (W)	N/A	N/A	N/A	N/A	N/A	No	No	0	0	0	0	0	No	No	No	No	No	No
B24072	Guy St Water Main Replacement	N/A	N/A	N/A	N/A	N/A	No	No	0	0	0	0	0	No	No	No	No	No	No
B24073	Mission Center Canyon A (P)	N/A	N/A	N/A	N/A	N/A	No	No	0	0	0	0	0	No	No	No	No	No	No
B24074	AC Water & Sewer Group 1056 (P)	N/A	N/A	N/A	N/A	N/A	No	No	0	0	0	0	0	No	No	No	No	No	No
B24076	AC Water & Sewer Group Job 1023B (P)	N/A	N/A	N/A	N/A	N/A	No	No	0	0	0	0	0	No	No	No	No	No	No

B24077	Scripps Ranch Improv 1 (P)	N/A	N/A	N/A	N/A	N/A	No	No	0	0	0	0	No	No	No	No	No	No	No
B24078	North City Pure Water Pipeline (P)	N/A	N/A	N/A	N/A	N/A	No	No	0	0	0	0	0	No	No	No	No	No	No
B24080	AC Water Group 1027A (P)	N/A	N/A	N/A	N/A	N/A	No	No	0	0	0	0	0	No	No	No	No	No	No
B24081	3575 Nile Street SD Emergency	N/A	N/A	N/A	N/A	N/A	No	No	0	0	0	0	0	No	No	No	No	No	No
B24082	RRFB Group 2401 (SG)	N/A	N/A	N/A	N/A	N/A	No	No	0	0	0	0	0	Yes	Yes	No	No	No	No
B24085	Ashley Falls Dr ESS	N/A	N/A	N/A	N/A	N/A	No	No	0	0	0	0	0	Yes	Yes	No	No	No	No
B24086	Block 7G2 Rd Imp (CS) UU209	N/A	N/A	N/A	N/A	N/A	No	No	0	0	0	0	0	No	No	No	No	No	No
B24087	Block 7G2 Rd Improv UU209 UU629 (P)	N/A	N/A	N/A	N/A	N/A	No	No	0	0	0	0	0	No	No	No	No	No	No
B24088	Sewer & AC Water Group 7648 (S)	N/A	N/A	N/A	N/A	N/A	No	No	0	0	0	0	0	No	No	No	No	No	No
B24089	Sewer & AC Water Group 7648 (W)	N/A	N/A	N/A	N/A	N/A	No	No	0	0	0	0	0	No	No	No	No	No	No
B24090	North/South Metro Intercep Manhole Rehab	N/A	N/A	N/A	N/A	N/A	No	No	0	0	0	0	0	No	No	No	No	No	No
B24091	AC Water & Sewer Group 1050 (P)	N/A	N/A	N/A	N/A	N/A	No	No	0	0	0	0	0	No	No	No	No	No	No
B24096	Rosecrans St & Byron St Shel Isl Signal	N/A	N/A	N/A	N/A	N/A	No	Yes	0	0	0	0	0	No	No	No	No	No	No
B24097	University Heights Improv 1A (S)	N/A	N/A	N/A	N/A	N/A	No	No	0	0	0	0	0	No	No	No	No	No	No
B24098	Clairemont Mesa East Improv 5 (S)	N/A	N/A	N/A	N/A	N/A	No	No	0	0	0	0	0	No	No	No	No	No	No
B24099	San Vicente Pipelines Improvements	N/A	N/A	N/A	N/A	N/A	No	No	0	0	0	0	0	No	No	No	No	No	No
B24100	Florida St Sewer Main Repl	N/A	N/A	N/A	N/A	N/A	No	No	0	0	0	0	0	No	No	No	No	No	No
B24101	Southcrest CP Lighting Improvements	N/A	N/A	N/A	N/A	N/A	No	No	0	0	0	0	0	No	No	No	No	No	No
B24104	Barrio Logan Roundabouts (W)	N/A	N/A	N/A	N/A	N/A	No	No	0	0	0	0	0	No	No	No	No	No	No
B24105	Pressure Reducing Stations Upgrades 3	N/A	N/A	N/A	N/A	N/A	No	No	0	0	0	0	0	No	No	No	No	No	No
B24106	Villa La Jolla Drainage System Emergency	N/A	N/A	N/A	CRSD Flooding	N/A	No	No	0	0	0	0	0	No	No	No	No	No	No
B24107	TS Upgrades - Camino Ruiz & TX Madison	N/A	N/A	N/A	N/A	N/A	No	No	0	0	0	0	0	No	No	No	No	No	No
B24108	Mission & Thomas HAWK	N/A	N/A	N/A	N/A	N/A	No	No	0	0	0	0	0	No	No	No	No	No	No
B24109	Saturn Blvd Sidewalk Installation	N/A	N/A	N/A	N/A	N/A	No	No	0	0	0	0	0	No	No	No	No	No	No
B24110	RRFB Group 2402 (NSG)	N/A	N/A	N/A	N/A	N/A	No	No	0	0	0	0	0	Yes	Yes	No	No	No	No
B24113	PLWTP Sludge Pump Replacement	N/A	N/A	N/A	N/A	N/A	No	No	0	0	0	0	0	No	No	No	No	No	No
B24114	Bay Terraces Improv 1 (P)	N/A	N/A	N/A	N/A	N/A	No	No	0	0	0	0	0	No	No	No	No	No	No
B24116	Morena Improv 1 (P)	N/A	N/A	N/A	N/A	N/A	No	No	0	0	0	0	0	No	No	No	No	No	No
B24117	34th & Adams HAWK	N/A	N/A	N/A	N/A	N/A	No	No	0	0	0	0	0	No	No	No	No	No	No
B24118	Washington & Albatross HAWK	N/A	N/A	N/A	N/A	N/A	No	No	0	0	0	0	0	No	No	No	No	No	No
B24119	TS Mod at First Ave & Market St	N/A	N/A	N/A	N/A	N/A	No	No	0	0	0	0	0	No	No	No	No	No	No
B24120	8051 & 8075 La Jolla Scenic Dr Emergency	N/A	N/A	N/A	CRSD Flooding	N/A	No	No	0	0	0	0	0	No	No	No	No	No	No
B24121	Pressure Reducing Stations Upgrades 4	N/A	N/A	N/A	N/A	N/A	No	No	0	0	0	0	0	No	No	No	No	No	No
B24123	Garnet Ave Series Circuit Conversion	N/A	N/A	N/A	N/A	N/A	No	No	0	0	0	0	0	No	No	No	No	No	No
B24124	Pump Station D Outfall Improvements	N/A	N/A	N/A	CRSD Flooding	N/A	No	No	0	0	0	0	0	No	No	No	No	No	No
B24125	Del Sol & Kostner Quick Build Roundabout	N/A	N/A	N/A	N/A	N/A	No	No	0	0	0	0	0	No	No	No	No	No	No
B24126	Crown Point Ingraham UU854 (CS)	N/A	N/A	N/A	N/A	N/A	No	No	0	0	0	0	0	No	No	No	No	No	No
B24127	Pressure Reducing Stations Upgrades 2b	N/A	N/A	N/A	N/A	N/A	No	No	0	0	0	0	0	No	No	No	No	No	No
B24128	2348 Greenwing Drive SD Emergency	N/A	N/A	N/A	N/A	N/A	No	No	0	0	0	0	0	No	No	No	No	No	No
B24129	4620 Alma Place SD Emergency	N/A	N/A	N/A	CRSD Flooding	N/A	No	No	0	0	0	0	0	No	No	No	No	No	No
B24130	4878 Austin Drive SD Emergency	N/A	N/A	N/A	CRSD Flooding	N/A	No	No	0	0	0	0	0	No	No	No	No	No	No
B24131	8097 Hemingway Ave SD Emergency	N/A	N/A	N/A	CRSD Flooding	N/A	No	No	0	0	0	0	0	No	No	No	No	No	No
B24132	Clairemont Mesa West Improv 1 (P)	N/A	N/A	N/A	N/A	N/A	No	No	0	0	0	0	0	No	No	No	No	No	No
B24133	Pressure Reducing Stations Upgrades 5	N/A	N/A	N/A	N/A	N/A	No	No	0	0	0	0	0	No	No	No	No	No	No
B24134	Rancho Penasquitos Improv 2 (P)	N/A	N/A	N/A	N/A	N/A	No	No	0	0	0	0	0	No	No	No	No	No	No
B24135	Mission Blvd South Loring Overlay	N/A	N/A	N/A	N/A	N/A	No	No	0	0	0	0	0	No	No	No	No	No	No
B24136	Rancho Penasquitos Improv 1 (P)	N/A	N/A	N/A	N/A	N/A	No	No	0	0	0	0	0	No	No	No	No	No	No
B24137	Roswell Street Overlay	N/A	N/A	N/A	N/A	N/A	No	No	0	0	0	0	0	No	No	No	No	No	No
B24138	Crown Point West (P)	N/A	N/A	N/A	N/A	N/A	No	No	0	0	0	0	0	No	No	No	No	No	No
B24139	535 University Place SD Emergency	N/A	N/A	N/A	CRSD Flooding	N/A	No	No	0	0	0	0	0	No	No	No	No	No	No
B24140	2681 Palace Drive SD Emergency	N/A	N/A	N/A	CRSD Flooding	N/A	No	No	0	0	0	0	0	No	No	No	No	No	No
B24141	5124 Argonne Court SD Emergency	N/A	N/A	N/A	N/A	N/A	No	No	0	0	0	0	0	No	No	No	No	No	No
B24142	6137 Tarragona Drive SD Emergency	N/A	N/A	N/A	CRSD Flooding	N/A	No	No	0	0	0	0	0	No	No	No	No	No	No
B24143	6201 Lorca Drive SD Emergency	N/A	N/A	N/A	CRSD Flooding	N/A	No	No	0	0	0	0	0	No	No	No	No	No	No
B24144	6760 High Country Court SD Emergency	N/A	N/A	N/A	CRSD Flooding	N/A	No	No	0	0	0	0	0	No	No	No	No	No	No
B24145	7403 Rowena Street SD Emergency	N/A	N/A	N/A	CRSD Flooding	N/A	No	No	0	TBD	0	TBD	0	No	No	No	No	No	No
B24146	11131 Negley Avenue SD Emergency	N/A	N/A	N/A	N/A	N/A	No	No	0	0	0	0	0	No	No	No	No	No	No
B24147	AC Overlay Group 2406	N/A	N/A	N/A	N/A	N/A	No	No	0	0	0	0	0	No	No	No	No	No	No
B24148	AC Overlay Group 2404	N/A	N/A	N/A	N/A	N/A	No	No	0	0	0	0	0	No	No	No	No	No	No
B24149	AC Overlay Group 2405	N/A	N/A	N/A	N/A	N/A	No	No	0	0	0	0	0	No	No	No	No	No	No
B24150	Pump Station 2 Emergency Repair	N/A	N/A	N/A	CRSD Flooding	N/A	No	No	0	0	0	0	0	No	No	No	No	No	No
B24154	5651 Glenstone Way Sewer Main Repl	N/A	N/A	N/A	N/A	N/A	No	No	0	0	0	0	0	No	No	No	No	No	No
B25001	AC Overlay Group 2501	N/A	N/A	N/A	N/A	N/A	No	No	0	0	0	0	0	No	No	No	No	No	No
B25002	AC Overlay Group 2502	N/A	N/A	N/A	N/A	N/A	No	No	0	0	0	0	0	No	No	No	No	No	No
B25003	Asphalt Overlay Group 2503	N/A	N/A	N/A	N/A	N/A	No	No	0	0	0	0	0	No	No	No	No	No	No
B25004	Asphalt Overlay Group 2504	N/A	N/A	N/A	N/A	N/A	No	No	0	0	0	0	0	No	No	No	No	No	No
B25005	AC Overlay Group 2505	N/A	N/A	N/A	N/A	N/A	No	No	0	0	0	0	0	No	No	No	No	No	No
B25006	AC Overlay Group 2506	N/A	N/A	N/A	N/A	N/A	No	No	0	0	0	0	0	No	No	No	No	No	No
B25007	AC Overlay Group 2507	N/A	N/A	N/A	N/A	N/A	No	No	0	0	0	0	0	No	No	No	No	No	No
B25011	Accelerated Sewer Referral Group 851 (P)	N/A	N/A	N/A	N/A	N/A	No	No	0	0	0	0	0	No	No	No	No	No	No
B25012	Bay Ho Improv 2 (P)	N/A	N/A	N/A	N/A	N/A	No	No	0	0	0	0	0	No	No	No	No	No	No
B25013	Clairemont Mesa East Improv 2 (P)	N/A	N/A	N/A	N/A	N/A	No	No	0	0	0	0	0	No	No	No	No	No	No
B25014	AC Water & Sewer Group 1033 North (W)	N/A	N/A	N/A	N/A	N/A	No	No	0	0	0	0	0	No	No	No	No	No	No
B25015	AC Water & Sewer Group 1033 West (W)	N/A	N/A	N/A	N/A	N/A	No	No	0	0	0	0	0	No	No	No	No	No	No
B25016	AC Water & Sewer Group 1033 West (S)	N/A	N/A	N/A	N/A	N/A	No	No	0	0	0	0	0	No	No	No	No	No	No
B25017	Bus Stop Improvement Group 2500	N/A	N/A	N/A	N/A	N/A	No	No	0	0	0	0	0	No	No	No	No	No	No
B25018	Clairemont Mesa East Improv 3 (P)	N/A	N/A	N/A	N/A	N/A	No	No	0	0	0	0	0	No	No	No	No	No	No
B25019	AC Overlay Group 2519 UUP	N/A	N/A	N/A	N/A	N/A	No	No	0	0	0	0	0	No	No	No	No	No	No
B25022	Royal Oak Dr at Sears Ave SD SWD	N/A	N/A	N/A	N/A	N/A	No	No	0	0	0	0	0	No	No	No	No	No	No

B25023	Van Dyke Pl at Van Dyke Ave SD SWD	N/A	N/A	N/A	N/A	N/A	No	No	0	0	0	0	No	No	No	No	No	No	No
B25024	Pump Station B SD Rehab Emergency	N/A	N/A	N/A	N/A	N/A	No	No	0	0	0	0	0	No	No	No	No	No	No
B25026	Pacific Highway 8-in Swr Repl Emergency	N/A	N/A	N/A	CRSD Flooding	N/A	No	No	0	0	0	0	0	No	No	No	No	No	No
B25027	3635 7th Ave SD Emergency	N/A	N/A	N/A	N/A	N/A	No	No	0	0	0	0	0	No	No	No	No	No	No
B25028	5989 San Dimas Ave USD SD Emergency	N/A	N/A	N/A	CRSD Flooding	N/A	No	No	0	0	0	0	0	No	No	No	No	No	No
B25031	Citywide Referral MH Rehab 1	N/A	N/A	N/A	N/A	N/A	No	No	0	0	0	0	0	No	No	No	No	No	No
B25034	ADA Improvement Group 2504	N/A	N/A	N/A	N/A	N/A	No	No	0	0	0	0	0	No	No	No	No	No	No
B25035	CMP SD Lining V	N/A	N/A	N/A	N/A	N/A	No	No	0	0	0	0	0	No	No	No	No	No	No
B25039	La Jolla Improv 7 (S)	N/A	N/A	N/A	N/A	N/A	No	No	0	0	0	0	0	No	No	No	No	No	No
B25040	La Jolla Improv 7 (W)	N/A	N/A	N/A	N/A	N/A	No	No	0	0	0	0	0	No	No	No	No	No	No
B25041	La Jolla Improv 8 (W)	N/A	N/A	N/A	N/A	N/A	No	No	0	0	0	0	0	No	No	No	No	No	No
B25042	Bay Ho Improv 4 (S)	N/A	N/A	N/A	N/A	N/A	No	No	0	0	0	0	0	No	No	No	No	No	No
B25043	Clairemont Mesa East Improv 7 (S)	N/A	N/A	N/A	N/A	N/A	No	No	0	0	0	0	0	No	No	No	No	No	No
B25044	1655 S 32nd St SD Emergency	N/A	N/A	N/A	CRSD Flooding	N/A	No	No	0	0	0	0	0	No	No	No	No	No	No
B25045	6790 Friars Rd SD Emergency	N/A	N/A	N/A	CRSD Flooding	N/A	No	No	0	0	0	0	0	No	No	No	No	No	No
B25046	AC Overlay Group 2508	N/A	N/A	N/A	N/A	N/A	No	No	0	0	0	0	0	No	No	No	No	No	No
B25047	AC Overlay Group 2509	N/A	N/A	N/A	N/A	N/A	No	No	0	0	0	0	0	No	No	No	No	No	No
B25048	AC Overlay Group 2510	N/A	N/A	N/A	N/A	N/A	No	No	0	0	0	0	0	No	No	No	No	No	No
B25049	AC Overlay Group 2511	N/A	N/A	N/A	N/A	N/A	No	No	0	0	0	0	0	No	No	No	No	No	No
B25050	AC Overlay Group 2512	N/A	N/A	N/A	N/A	N/A	No	No	0	0	0	0	0	No	No	No	No	No	No
B25051	AC Overlay Group 2513	N/A	N/A	N/A	N/A	N/A	No	No	0	0	0	0	0	No	No	No	No	No	No
B25052	AC Overlay Group 2514	N/A	N/A	N/A	N/A	N/A	No	No	0	0	0	0	0	No	No	No	No	No	No
B25053	AC Overlay Group 2515	N/A	N/A	N/A	N/A	N/A	No	No	0	0	0	0	0	No	No	No	No	No	No
B25054	AC Overlay Group 2516	N/A	N/A	N/A	N/A	N/A	No	No	0	0	0	0	0	No	No	No	No	No	No
B25055	AC Overlay Group 2517	N/A	N/A	N/A	N/A	N/A	No	No	0	0	0	0	0	No	No	No	No	No	No
B25056	AC Overlay Group 2518	N/A	N/A	N/A	N/A	N/A	No	No	0	0	0	0	0	No	No	No	No	No	No
B25057	AC Overlay Group 2522	N/A	N/A	N/A	N/A	N/A	No	No	0	0	0	0	0	No	No	No	No	No	No
B25058	AC Overlay Group 2523	N/A	N/A	N/A	N/A	N/A	No	No	0	0	0	0	0	No	No	No	No	No	No
B25059	AC Overlay Group 2524	N/A	N/A	N/A	N/A	N/A	No	No	0	0	0	0	0	No	No	No	No	No	No
B25060	Block 1M Nautilus St (BL)	N/A	N/A	N/A	N/A	N/A	No	No	0	0	0	0	0	No	No	No	No	No	No
B25061	Encanto Improv 3A (S)	N/A	N/A	N/A	N/A	N/A	No	No	0	0	0	0	0	No	No	No	No	No	No
B25062	Streetslights in University City	N/A	N/A	N/A	N/A	N/A	No	No	0	0	0	0	0	No	No	No	No	No	No
B25067	AC Overlay Group 2511A	N/A	N/A	N/A	N/A	N/A	No	No	0	0	0	0	0	No	No	No	No	No	No
B25068	AC Overlay Group 2511B	N/A	N/A	N/A	N/A	N/A	No	No	0	0	0	0	0	No	No	No	No	No	No
B25069	AC Overlay Group 2511C	N/A	N/A	N/A	N/A	N/A	No	No	0	0	0	0	0	No	No	No	No	No	No
B25070	Lake Murray Improv 2 (P)	N/A	N/A	N/A	N/A	N/A	No	No	0	0	0	0	0	No	No	No	No	No	No
B25071	Redwood Village Standpipe Repl (P)	N/A	N/A	N/A	N/A	N/A	No	No	0	0	0	0	0	No	No	No	No	No	No
B25072	La Jolla Improv 1 (P)	N/A	N/A	N/A	N/A	N/A	No	No	0	0	0	0	0	No	No	No	No	No	No
B25073	Cast Iron Pipeline Replacement 1 (W)	N/A	N/A	N/A	N/A	N/A	No	No	0	0	0	0	0	No	No	No	No	No	No
B25074	Madrone Ave Pipe Replacement	N/A	N/A	N/A	N/A	N/A	No	No	0	0	0	0	0	No	No	No	No	No	No
B25075	San Carlos Water Pipeline	N/A	N/A	N/A	N/A	N/A	No	No	0	0	0	0	0	No	No	No	No	No	No
B25076	La Jolla Improv 2 (P)	N/A	N/A	N/A	N/A	N/A	No	No	0	0	0	0	0	No	No	No	No	No	No
B25077	Encanto Improv 1 (P)	N/A	N/A	N/A	N/A	N/A	No	No	0	0	0	0	0	No	No	No	No	No	No
B25078	2650 Broadway St Emergency Replacement	N/A	N/A	N/A	N/A	N/A	No	No	0	0	0	0	0	No	No	No	No	No	No
B25081	AC Water & Sewer Group 1052 (P)	N/A	N/A	N/A	N/A	N/A	No	No	0	0	0	0	0	No	No	No	No	No	No
B25082	Guy St Water Main Replacement (P)	N/A	N/A	N/A	N/A	N/A	No	No	0	0	0	0	0	No	No	No	No	No	No
L14002.4	Chollas Crane Replacement	N/A	N/A	N/A	N/A	2700 Caminito Chollas	No	No	0	0	0	0	0	No	No	No	No	No	No
L14002.5	Chollas Paint Booth	N/A	N/A	N/A	N/A	2700 Caminito Chollas	No	No	0	0	0	0	0	No	No	No	No	No	No
L14005.1	Demolition of Loma Land Structures	N/A	N/A	N/A	N/A	N/A	No	No	0	0	0	0	0	No	No	No	No	No	No
L14005.2	Hillside Drainage Improvements	N/A	N/A	N/A	N/A	N/A	No	No	0	0	0	0	0	No	No	No	No	No	No
L16000.5	Clay Ave Mini Park	N/A	N/A	Tree Canopy	CRSD Heat	N/A	No	No	0	0	0	0	0	No	No	Yes	No	Yes	No
L16001.2	Sunset Cliffs Nat Pk Ph 2 Trail & Reveg	N/A	N/A	N/A	N/A	N/A	No	No	0	0	0	0	0	No	No	No	No	No	No
L16002.1	Mira Mesa Pool & Skate Plaza Ph2	LEED Silver	N/A	Tree Canopy	CRSD Heat	N/A	No	No	0	0	0	0	0	No	No	No	No	No	No
L17000.2	Organics Processing Facility	N/A	N/A	N/A	N/A	5180 Convoy street, S	N/A	No	0	0	0	0	0	No	No	No	No	Yes	Yes
L18001.1	Chollas Lake Electrical Service	N/A	N/A	N/A	N/A	N/A	No	No	0	0	0	0	0	No	No	No	No	No	No
L20000.1	Rancho Bernardo CP Lighting Improvements	N/A	N/A	N/A	N/A	N/A	No	No	0	0	0	0	0	No	No	No	No	No	No
L20000.2	Rancho Bernardo CP Dog Park	N/A	N/A	Tree Canopy	CRSD Heat	18448 W.Bernardo Dr	Yes	No	0	6	0	6	No	No	No	No	No	No	No
L22000.1	Alvarado Laboratory Improvements Phase 1	LEED Silver	Photovoltaic (PV) Syst	Tree Canopy	CRSD Heat	TBD	Yes	No	TBD	TBD	TBD	No	Yes	Yes	No	No	No	No	No
L22000.3	Alvarado Laboratory Improvements Trailers	N/A	N/A	N/A	N/A	N/A	No	No	0	0	0	0	0	No	No	No	No	No	No
L22001.1	Full Pier Replacement	N/A	N/A	N/A	N/A	N/A	No	No	0	0	0	0	0	No	No	No	No	No	No
L22002.2	5th Avenue Promenade Feasibility Study	N/A	N/A	N/A	N/A	N/A	No	No	0	0	0	0	0	No	No	No	No	No	No
L22004.1	North Chollas CP Improvements Phase I	N/A	N/A	N/A	N/A	5598 Chollas Station R	Yes	Yes	0	TBD	0	TBD	No	No	No	No	No	No	No
L23001.1	El Camino Real Pipeline North	N/A	N/A	N/A	N/A	N/A	No	No	0	0	0	0	0	No	No	No	No	No	No
L23001.2	El Camino Real Pipeline South	N/A	N/A	N/A	N/A	N/A	No	No	0	0	0	0	0	No	No	No	No	No	No
L23002.1	NTC Aquatic Center Feasibility Study	N/A	N/A	N/A	N/A	N/A	No	No	0	0	0	0	0	No	No	No	No	No	No
L24000.1	Pump Station 1 Improvements and Modernization	N/A	N/A	N/A	N/A	N/A	No	No	0	0	0	0	0	No	No	No	No	No	No
L24000.2	Pump Station 2 Improvement and Modernization	N/A	N/A	N/A	N/A	No	No	No	0	0	0	0	0	No	No	No	No	No	No
L24002.1	NTC H-Barracks Shelter Project	N/A	N/A	N/A	N/A	N/A	No	No	0	0	0	0	0	No	No	No	No	No	No
L24002.2	Sports Arena C-HRS Occupancy Upgrades	N/A	N/A	N/A	N/A	N/A	No	No	0	0	0	0	0	No	No	No	No	No	No
L24003.1	Howard Lane Park	N/A	N/A	N/A	CRSD Heat	N/A	No	No	0	0	0	0	0	No	No	No	No	No	No
L24003.2	Howard Lane Crosswalk	N/A	N/A	N/A	N/A	N/A	No	No	0	0	0	0	0	No	No	No	No	No	No
L24004.1	Kearny Mesa Trunk Sewer Phase 1	N/A	N/A	N/A	N/A	N/A	No	No	0	0	0	0	0	No	No	No	No	No	No
L24005.1	Bardsley Street and Newton Avenue	N/A	N/A	N/A	N/A	N/A	No	No	0	0	0	0	0	No	No	No	No	No	No
L24005.2	Boston Avenue and South 30th Street	N/A	N/A	N/A	N/A	N/A	No	No	0	0	0	0	0	No	No	No	No	No	No
P19006	Siempre Viva Road Improvements	N/A	N/A	N/A	N/A	N/A	No	No	0	0	0	0	0	No	No	No	No	No	No
P19007	Airway Road Improvements	N/A	N/A	Tree Canopy	CRSD Flooding	N/A	No	No	0	0	0	0	0	No	No	No	No	No	No
P20003	Emerald Hills Park GDP	N/A	N/A	Tree Canopy	CRSD Heat	N/A	No	No	0	0	0	0	0	No	No	Yes	No	Yes	No
P20005	Chollas Triangle Park	N/A	N/A	Tree Canopy	CRSD Heat	N/A	Yes	No	0	0	0	0	0	No	No	Yes	No	No	No
P21000	Carroll Canyon Road Planning Study	N/A	N/A	N/A	N/A	N/A	No	No	0	0	0	0	0	No	No	No	No	No	No

P21002	Montezuma Park GDP Amendment	N/A	N/A	Tree Canopy	CRSD Heat	N/A	No	No	0	0	0	0	No	No	No	No	No	No	No
P22004	Kelly Street Park GDP	N/A	N/A	Tree Canopy	CRSD Heat	6640 Kelly Street	Yes	No	0	0	0	0	0	No	No	Yes	No	No	No
P22006	Sunshine Berardini Field GDP	N/A	N/A	N/A	N/A	No	No	N/A	0	0	0	0	0	No	No	No	No	No	No
P22007	S. Bancroft & Greely Unimproved Street	N/A	N/A	N/A	N/A	N/A	No	No	0	0	0	0	0	No	No	No	No	No	No
P22008	University Community Library	N/A	N/A	N/A	N/A	N/A	No	No	0	0	0	0	0	No	No	No	No	No	No
P23002	Old Mission Dam Dredging	N/A	N/A	N/A	N/A	N/A	No	No	0	0	0	0	0	No	No	No	No	No	No
P23003	Mt. Hope Rec Ctr @ Dennis V Allen Park	N/A	N/A	N/A	N/A	N/A	No	No	0	0	0	0	0	No	No	No	No	No	No
P23004	Spruce St Bridge Rehab	N/A	N/A	N/A	N/A	N/A	No	No	0	0	0	0	0	No	No	No	No	No	No
P23005	Marie Widman Memorial Park GDP	N/A	N/A	N/A	N/A	N/A	No	No	0	0	0	0	0	No	No	No	No	No	No
P23006	Sefton Field Improvements	N/A	N/A	N/A	N/A	N/A	No	No	0	0	0	0	0	No	No	No	No	No	No
P23007	Civic Center Complex Redevelopment	N/A	N/A	N/A	N/A	N/A	No	No	0	0	0	0	0	No	No	No	No	No	No
P24000	Balboa Park International Cottages Study	N/A	N/A	N/A	N/A	N/A	No	No	0	0	0	0	0	No	No	Yes	No	No	No
P24006	Penasquitos Creek NP Comfort Station	N/A	N/A	N/A	N/A	N/A	No	No	0	0	0	0	0	No	No	No	No	No	No
P24007	Village Cntr Loop Rd-N Carmel Valley Rd	N/A	N/A	N/A	N/A	N/A	No	No	0	0	0	0	0	No	No	No	No	No	No
P24012	Camino De La Costa Stairs	N/A	N/A	N/A	N/A	N/A	No	No	0	0	0	0	0	No	No	No	No	No	No
P24013	SD FR Training Ctr-Feasibility Study	N/A	N/A	N/A	N/A	TBD	No	No	0	0	0	0	0	No	No	No	No	No	No
P24016	West Valley River Crossing	N/A	N/A	Tree Canopy	N/A	N/A	No	No	0	0	0	0	0	No	No	No	No	No	No
P24017	Crystal Pier Improvements	N/A	N/A	N/A	N/A	N/A	No	No	0	0	0	0	0	No	No	No	No	No	No
RD14000	State Route 56 Freeway Expansion	N/A	N/A	N/A	N/A	N/A	No	No	0	0	0	0	0	No	No	No	No	No	No
RD21001	Black Mountain Ranch Park Ph2	N/A	N/A	Tree Canopy	CRSD Heat	No	No	No	0	0	0	0	0	No	No	No	No	No	No
RD22000	Solterra Vista Neighborhood Park	N/A	N/A	N/A	N/A	N/A	No	No	0	0	0	0	0	No	Yes	No	No	No	No
RD22001	Dennergy Ranch Neigh Park	N/A	N/A	Tree Canopy	CRSD Heat	Dennergy Ranch Road	Yes	No	0	0	0	13	No	No	No	No	No	No	No
RD23000	Fenton Pkwy Ext to Camino Del Rio N	N/A	N/A	N/A	N/A	N/A	No	No	0	0	0	0	0	No	No	No	No	No	No
RD23001	EC Residuals Line & E Mission Gorge FM	N/A	N/A	N/A	N/A	N/A	No	No	0	0	0	0	0	No	No	No	No	No	No
RD23009	OM T-11.1 Caliente Avenue	N/A	N/A	N/A	N/A	N/A	No	No	0	0	0	0	0	No	No	No	No	No	No
RD24001	Barrio Logan Harbor Dr SANDAG Pave Rpr	N/A	N/A	N/A	N/A	N/A	No	No	0	0	0	0	0	No	No	No	No	No	No
RD24002	La Jolla Streetscape	N/A	N/A	N/A	N/A	N/A	No	No	0	0	0	0	0	No	No	No	No	No	No
RD25000	University Ave Bikeway Pavement Repair	N/A	N/A	N/A	N/A	N/A	No	No	0	0	0	0	0	No	No	No	No	No	No
S00312	PS2 Power Reliability & Surge Protection	N/A	N/A	N/A	N/A	N/A	No	No	0	0	0	0	0	No	No	No	No	No	No
S00319	EMTS Boat Dock Esplanade	N/A	N/A	N/A	N/A	N/A	No	No	0	0	0	0	0	No	No	No	No	No	No
S00751	Hickman Fields Athletic Area	N/A	N/A	Tree Canopy	CRSD Heat	No	No	No	0	0	0	0	0	No	No	No	No	No	No
S00752	Beyer Park Development	N/A	N/A	Tree Canopy	CRSD Heat	2261 Enright Dr	Yes	No	0	0	0	50	No	No	Yes	No	No	No	No
S00767	WIGHTMAN STREET NEIGHBORHOOD PARK	N/A	N/A	Tree Canopy	CRSD Heat	5024 Wightman St	No	No	0	0	0	0	0	No	No	Yes	No	No	No
S00784	FIRE STATION #49 OTAY MESA	LEED Silver	Photovoltaic (PV) Syst	N/A	N/A	N/A	Yes	Yes	TBD	TBD	TBD	TBD	Yes	Yes	No	Yes	No	Yes	No
S00800	SAN CARLOS BRANCH LIBRARY	LEED Gold	Photovoltaic (PV) Syst	N/A	N/A	TBD	Yes	Yes	TBD	TBD	TBD	TBD	No	No	No	No	No	No	No
S00811	SCRIPPS MIRAMAR RANCH LIB	N/A	N/A	Tree Canopy	CRSD Heat	10301 Scripps Lake Dr	Yes	Yes	0	0	0	0	5	No	No	No	No	No	No
S00841	Carroll Cyn Rd/Sorrento Valley Rd Dist 1	N/A	N/A	N/A	N/A	No	No	No	0	0	0	0	0	No	No	No	No	No	No
S00851	SR163/Friars Road	N/A	N/A	N/A	N/A	NO	No	No	0	0	0	0	0	No	No	No	No	No	No
S00856	El Camino Real to ViaDeLaValle (1/2mile)	N/A	N/A	N/A	N/A	NO	No	No	0	0	0	0	0	No	No	No	No	No	No
S00857	LA JOLLA VILLAGE DR INTERSTATE 805 RAMPS	N/A	N/A	N/A	N/A	N/A	No	No	0	0	0	0	0	No	No	No	No	No	No
S00863	Georgia Street Bridge Improvements	N/A	N/A	N/A	N/A	N/A	No	No	0	0	0	0	0	No	No	No	No	No	No
S00869	Palm Avenue Interstate 805 Interchange	N/A	N/A	N/A	N/A	TBD	No	Yes	0	TBD	0	0	15	No	No	No	No	No	No
S00871	West Mission Bay Drive Bridge Over San D	N/A	N/A	Sequestration	CRSD Flooding	No	No	No	0	0	0	0	0	No	No	No	No	No	No
S00880	Miramar Road I-805 Easterly Ramps	N/A	N/A	N/A	N/A	N/A	No	No	0	0	0	0	0	No	No	No	No	No	No
S00905	SR163/Clairemont Mesa Blvd Interchange	N/A	N/A	N/A	N/A	NO	No	No	0	0	0	0	0	No	No	No	No	No	No
S00915	University Avenue Mobility	N/A	N/A	N/A	N/A	N/A	No	No	0	0	0	0	0	No	No	No	No	No	No
S00935	N Torrey Pines Rd Bridge/Los Penasquitos	N/A	N/A	N/A	N/A	N/A	No	No	0	0	0	0	0	No	No	No	No	No	No
S00951	Coastal Rail Trail	N/A	N/A	N/A	N/A	NO	No	No	0	0	0	0	0	No	No	No	No	No	No
S00969	Carmel Country Road Low Flow Channel	N/A	N/A	Local Water Supply	N/A	N/A	No	No	0	0	0	0	0	No	No	No	No	No	No
S00982	I-5 UNDERPASS - BIKEWAY/PED CONNECT	N/A	N/A	N/A	N/A	N/A	No	No	0	0	0	0	0	No	No	No	No	No	No
S00995	HIDDEN TRAILS NEIGHBORHOOD PARK	N/A	N/A	Tree Canopy	CRSD Heat	N/A	No	No	0	0	0	0	0	No	No	No	No	No	No
S00999	RIVIERA DEL SOL NEIGHBORHOOD PARK	N/A	N/A	Tree Canopy	CRSD Heat	N/A	No	No	0	0	0	0	0	No	No	No	No	No	No
S01090	MBGC Clubhouse Demo/Prtbl Building Instl	N/A	N/A	N/A	N/A	No	No	No	0	0	0	0	0	No	No	No	No	No	No
S10008	El Monte Pipeline No. 2	N/A	N/A	N/A	N/A	N/A	No	No	0	0	0	0	0	No	No	No	No	No	No
S10050	North Park Mini-Park	N/A	N/A	Tree Canopy	CRSD Heat	No	No	No	0	0	0	0	0	No	No	No	No	No	No
S10051	Olive St Park Acquisition and Development	N/A	N/A	N/A	N/A	No	No	No	0	0	0	0	0	No	No	No	No	No	No
S11010	MBGC Irrigation & Electrical Upgrades	N/A	N/A	N/A	N/A	No	No	No	0	0	0	0	0	No	No	No	No	No	No
S11021	University Ave Pipeline Replacement	N/A	N/A	N/A	N/A	N/A	No	No	0	0	0	0	0	No	No	No	No	No	No
S11022	Upas Street Pipeline Replacement	N/A	N/A	N/A	N/A	N/A	No	No	0	0	0	0	0	No	No	No	No	No	No
S11024	Miramar Clearwell Improvements	N/A	Photovoltaic (PV) Syst	Local Water Supply	N/A	N/A	No	No	0	0	0	0	0	No	No	No	No	No	No
S11026	Montezuma PPL/Mid City Pipeline Ph 2	N/A	N/A	N/A	N/A	N/A	No	No	0	0	0	0	0	No	No	No	No	No	No
S11060	Otay Mesa Truck Route Phase 4	N/A	N/A	N/A	N/A	N/A	No	No	0	0	0	0	0	No	No	No	No	No	No
S12009	La Jolla Scenic Dr 16in main	N/A	N/A	N/A	N/A	N/A	No	No	0	0	0	0	0	No	No	No	No	No	No
S12011	69th & Mohawk Pump Station	N/A	N/A	N/A	N/A	N/A	No	No	0	0	0	0	0	No	No	No	No	No	No
S12012	Cielo & Woodman Pump Station	N/A	N/A	N/A	N/A	N/A	No	No	0	0	0	0	0	No	No	No	No	Yes	Yes
S12013	Alvarado 2nd Extension Pipeline	N/A	N/A	N/A	N/A	N/A	No	No	0	0	0	0	0	No	No	No	No	No	No
S12015	PACIFIC BEACH PIPELINE SOUTH (W)	N/A	N/A	N/A	N/A	N/A	No	No	0	0	0	0	0	No	No	No	No	No	No
S12016	Otay 1st/2nd PPL West of Highland Avenue	N/A	N/A	N/A	N/A	N/A	No	No	0	0	0	0	0	No	No	No	No	No	No
S13008	Mohnike Adobe and Barn Restoration	N/A	N/A	N/A	N/A	No	No	No	0	0	0	0	0	No	No	No	No	No	No
S13015	Water & Sewer GJ 816 (W)	N/A	N/A	N/A	N/A	N/A	No	No	0	0	0	0	0	No	No	No	No	No	No
S13021	North University City Fire Station 50	LEED Silver	Photovoltaic (PV) Syst	N/A	CRSD Heat	7177 Shoreline Drive	Yes	No	0	TBD	0	TBD	No	Yes	No	No	No	No	No
S14006	El Cuervo Adobe Improvements	N/A	N/A	N/A	N/A	N/A	No	No	0	0	0	0	0	No	No	No	No	No	No
S14007	Salk Neighborhood Park & Joint Use Devel	N/A	N/A	Tree Canopy	CRSD Heat	No	No	No	0	0	0	0	0	No	No	No	No	No	No
S14017	Fire Station No. 51 Skyline Hills	LEED Silver	Photovoltaic (PV) Syst	N/A	N/A	TBD	Yes	Yes	TBD	TBD	TBD	TBD	No	Yes	No	No	No	No	No
S14018	Fairmount Avenue Fire Station	LEED Silver	Photovoltaic (PV) Syst	N/A	N/A	TBD	No	No	0	0	0	0	0	No	No	No	No	Yes	No
S14023	Pacific Highlands Ranch Branch Library	LEED Silver	Photovoltaic (PV) Syst	Tree Canopy	CRSD Heat	2911 Pacific Place, San	Yes	Yes	0	0	0	0	4	No	Yes	No	No	No	No
S15007	Wangenheim Joint Use Facility	N/A	N/A	Tree Canopy	CRSD Heat	No	No	No	0	0	0	0	0	No	No	No	No	No	No
S15015	Fire Station 48	LEED Silver	Photovoltaic (PV) Syst	N/A	CRSD Heat	TBD	Yes	Yes	TBD	TBD	TBD	TBD	No	Yes	No	Yes	No	Yes	No
S15017	La Jolla Village/I-805 Landscape Maint	N/A	N/A	N/A	N/A	N/A	No	No	0	0	0	0	0	No	No	No	No	No	No

\$15018	La Media Road Improvements	N/A	N/A	N/A	N/A	N/A	No	No	0	0	0	0	No	No	No	No	No	No	No
\$15019	Alvarado Trunk Sewer Phase IV	N/A	N/A	N/A	N/A	N/A	No	No	0	0	0	0	0	No	No	No	No	No	No
\$15020	Tecolote Canyon Trunk Sewer Improvement	N/A	N/A	N/A	N/A	N/A	No	No	0	0	0	0	0	No	No	No	No	No	No
\$15028	Olive Grove Community Park ADA Improve	N/A	N/A	N/A	N/A	N/A	No	No	0	0	0	0	41	No	No	No	No	No	No
\$15031	Egger/South Bay Comm Pk ADA Improvements	N/A	N/A	Tree Canopy	CRSD Heat	N/A	No	No	0	0	0	0	0	No	No	No	No	No	No
\$15034	Junipero Serra Museum ADA Improvements	N/A	N/A	N/A	N/A	N/A	No	No	0	0	0	0	0	No	No	No	No	No	No
\$15035	EB Scripps Park Comfort Stn Replacement	N/A	N/A	N/A	N/A	N/A	No	No	0	0	0	0	0	No	No	No	No	No	No
\$15040	Golf Course Drive Improvements	N/A	N/A	N/A	N/A	N/A	No	No	0	0	0	0	0	No	No	No	No	No	No
\$16012	East Village Green Phase 1	LEED Silver	Photovoltaic (PV) Syst	Tree Canopy	N/A	N/A	No	No	0	0	0	0	0	No	No	No	No	No	No
\$16013	Children's Park Improvements	N/A	N/A	N/A	N/A	NO	N/A	No	0	0	0	0	0	No	No	No	No	No	No
\$16027	Morena Pipeline	N/A	N/A	N/A	N/A	N/A	No	No	0	0	0	0	0	No	No	No	No	No	No
\$16029	Carmel Valley CP - Turf Upgrades	N/A	N/A	Tree Canopy	CRSD Heat	N/A	No	No	0	0	0	0	0	No	No	Yes	No	No	No
\$16031	Ocean Air CP Comfort Station & Park Impr	N/A	N/A	Tree Canopy	CRSD Heat	N/A	No	No	0	0	0	0	0	No	No	No	No	No	No
\$16032	Solana Highlands NP-Comfort Station	N/A	N/A	N/A	N/A	N/A	No	No	0	0	0	0	0	No	No	No	No	No	No
\$16033	Carmel Knoll NP-Comfort Station	N/A	N/A	N/A	N/A	N/A	No	No	0	0	0	0	0	No	No	No	No	No	No
\$16034	Carmel Del Mar NP Comfort Station - Dev	N/A	N/A	N/A	N/A	N/A	No	No	0	0	0	0	0	No	No	No	No	No	No
\$16035	Sage Canyon NP Improvements	N/A	N/A	N/A	N/A	5252 Harvest Run, San	Yes	No	0	1	0	0	1	No	No	Yes	No	No	No
\$16036	Torrey Highlands Neighborhood Park Upgra	N/A	N/A	N/A	N/A	N/A	No	No	0	0	0	0	0	No	No	No	No	No	No
\$16038	Carmel Grove NP-Comfort Station	N/A	N/A	N/A	N/A	N/A	No	No	0	0	0	0	0	No	No	No	No	No	No
\$16047	Cañon Street Pocket Park	N/A	N/A	N/A	N/A	No	No	No	0	0	0	0	0	No	No	No	No	No	No
\$16059	Park de La Cruz Community Ctr & Gym Bldg	N/A	N/A	N/A	N/A	N/A	No	No	0	0	0	0	0	No	No	No	No	No	No
\$16061	Market St-47th St to Euclid Complete St	N/A	N/A	N/A	N/A	N/A	No	No	0	0	0	0	0	No	No	No	No	No	No
\$17001	Talmadge Traffic Calming Infrastructure	N/A	N/A	N/A	N/A	N/A	No	No	0	0	0	0	0	No	No	No	No	No	No
\$17009	101 Ash Improvements	N/A	N/A	N/A	N/A	N/A	No	No	0	0	0	0	0	No	No	No	No	No	No
\$17012	NCWRP Improvements to 30 MGD	N/A	N/A	Local Water Supply	N/A	N/A	No	No	0	0	0	0	0	No	No	No	No	No	No
\$17013	MBC Equipment Upgrades	N/A	N/A	Local Water Supply	N/A	N/A	No	No	0	0	0	0	0	No	No	No	No	No	No
\$18000	Streamview Drive Improvements Phase 2	N/A	N/A	N/A	CRSD Heat	NO	No	No	0	0	0	0	0	No	No	No	No	No	No
\$18001	University Avenue Complete Street Phase1	N/A	N/A	Tree Canopy	CRSD Heat	N/A	No	No	0	0	0	0	0	No	No	No	No	No	No
\$18005	Police Range Refurbishment Phase II	N/A	N/A	N/A	N/A	N/A	No	No	0	0	0	0	0	No	No	No	No	No	No
\$18006	Harbor Drive Trunk Sewer	N/A	N/A	N/A	N/A	N/A	No	No	0	0	0	0	0	No	No	No	No	No	No
\$18007	Fire-Rescue Air Ops Facility - PH II	LEED Silver	Photovoltaic (PV) Syst	N/A	N/A	TBD	Yes	Yes	TBD	TBD	TBD	TBD	No	Yes	No	No	No	No	No
\$19003	Torrey Pines Fire Station	LEED Silver	Photovoltaic (PV) Syst	N/A	N/A	10281 North Torrey P	Yes	Yes	TBD	0	TBD	TBD	17	No	Yes	No	No	No	Yes
\$20001	Otay 2nd Pipeline Phase 4	N/A	N/A	N/A	N/A	N/A	No	No	0	0	0	0	0	No	No	No	No	No	No
\$20003	Maple Canyon Storm Drain Upgrade	N/A	N/A	N/A	CRSD Flooding	N/A	No	No	0	0	0	0	0	No	No	No	No	No	No
\$20005	Balboa Park Botanical Bldg Improvements	N/A	N/A	N/A	N/A	N/A	No	No	0	0	0	0	0	No	No	No	No	No	No
\$20007	Jerabek Park Improvements	N/A	N/A	Tree Canopy	CRSD Heat	N/A	No	No	0	0	0	0	0	No	No	No	No	No	No
\$20009	Kearny Mesa Facility Improvements	LEED Silver	Photovoltaic (PV) Syst	N/A	N/A	N/A	No	No	0	0	0	0	0	No	No	No	No	No	No
\$20011	Ocean Beach Pier Improvements	N/A	N/A	N/A	N/A	N/A	No	No	0	0	0	0	0	No	No	No	No	No	No
\$20012	Chollas Creek Oak Park Trail	N/A	N/A	N/A	N/A	N/A	No	No	0	0	0	0	0	No	No	No	No	No	No
\$20015	Ocean Beach Branch Library	LEED Silver	Photovoltaic (PV) Syst	N/A	N/A	4801 Santa Monica Av	Yes	Yes	TBD	TBD	TBD	TBD	No	Yes	Yes	No	No	No	No
\$21000	Otay 2nd Pipeline St Replacement Ph 5	N/A	N/A	N/A	N/A	N/A	No	No	0	0	0	0	0	No	No	No	No	No	No
\$21003	EMTS Lab Remodel at NTC	LEED Silver	N/A	N/A	N/A	No	No	No	0	0	0	0	0	No	No	No	No	No	No
\$21004	Rancho Bernardo Industrial Pump Stn Repl	N/A	N/A	N/A	N/A	N/A	No	No	0	0	0	0	0	No	No	No	Yes	No	Yes
\$22001	North/South Metro Interceptors Rehab	N/A	N/A	N/A	N/A	N/A	No	No	0	0	0	0	0	No	No	No	No	No	No
\$22002	Grove Neighborhood Park	N/A	N/A	Tree Canopy	CRSD Heat	N/A	Yes	No	0	0	0	0	53	No	No	Yes	No	No	No
\$22004	John Baca Park	N/A	N/A	N/A	N/A	N/A	No	No	0	0	0	0	0	No	No	No	No	No	No
\$22005	Alvarado Canyon Rd Realignment Project	N/A	N/A	N/A	N/A	N/A	No	No	0	0	0	0	0	No	No	No	No	No	No
\$22007	Casa Del Prado Reconstruction	N/A	N/A	N/A	N/A	1800 El Prado, San Die	Yes	Yes	TBD	TBD	TBD	TBD	No	No	Yes	No	No	No	No
\$22008	Upper Auburn Creek Revitalization	N/A	N/A	Local Water Supply	N/A	N/A	No	No	0	0	0	0	0	No	No	No	No	No	No
\$22009	Chollas Creek Restn 54th St & Euclid Ave	N/A	N/A	Local Water Supply	N/A	N/A	No	No	0	0	0	0	0	No	No	No	No	No	No
\$22010	Old Logan Heights Library Renovation	N/A	N/A	N/A	N/A	TBD	No	No	0	0	0	0	0	No	No	No	No	No	No
\$22011	Oak Park Library	LEED Silver	N/A	N/A	N/A	TBD	No	No	0	0	0	0	0	No	No	No	No	No	No
\$23002	Lake Hodges Dam Replacement	N/A	N/A	N/A	N/A	N/A	No	No	0	0	0	0	0	No	No	No	No	No	No
\$23005	Torrey Pines GC Clubhouse & Maintenance	N/A	N/A	Photovoltaic (PV) Syst	N/A	N/A	11480 N Torrey Pines	Yes	Yes	TBD	TBD	TBD	TBD	No	Yes	Yes	No	Yes	No
\$23006	Sunset Cliffs Seawall Improvement	N/A	N/A	N/A	CRSD Sea Level Rise C	TBD	No	No	0	0	0	0	0	No	No	No	No	No	No
\$23008	Beyer Park Development Phase II	N/A	N/A	Tree Canopy	CRSD Heat	2261 Enright Dr	Yes	No	0	0	0	0	24	No	No	Yes	No	No	No
\$23011	Cypress Dr Cultural Corridor	N/A	N/A	N/A	N/A	N/A	No	No	0	0	0	0	0	No	No	No	No	No	No
\$23012	Miramar WTP Residuals Redirection	N/A	N/A	N/A	N/A	N/A	No	No	0	0	0	0	0	No	No	No	No	No	No
\$24000	Alvarado WTP Filter Gallery Piping Repl	N/A	N/A	N/A	Local Water Supply	N/A	No	No	0	0	0	0	0	No	No	No	No	No	No
\$24001	Morena Dam Upstream Face Replacement	N/A	N/A	N/A	N/A	N/A	No	No	0	0	0	0	0	No	No	No	No	No	No
\$24002	Barret Dam Outlet Bulkhead & Drawdown	N/A	N/A	N/A	N/A	N/A	No	No	0	0	0	0	0	No	No	No	No	No	No
\$24003	Lower Otay Dam Outlet Improvements	N/A	N/A	N/A	N/A	N/A	No	No	0	0	0	0	0	No	No	No	No	No	No
\$24006	Pump Station G & 17 Full Improvement	N/A	N/A	N/A	N/A	N/A	No	No	0	0	0	0	0	No	No	No	No	No	No
\$24008	SD East of Rachael Ave SWD	N/A	N/A	N/A	N/A	N/A	No	No	0	0	0	0	0	No	No	No	No	No	No
\$24011	Beta St Channel and SD Improvement	N/A	N/A	Local Water Supply	CRSD Flooding	N/A	No	No	0	0	0	0	0	No	No	No	No	Yes	Yes
\$24012	14th Street Greenway Block #2	N/A	N/A	N/A	N/A	N/A	No	No	0	0	0	0	0	No	No	No	No	No	No

Climate Action Plan (CAP) Related Codes**CLIMATE ACTION PLAN (CAP) - LEED Building**

(Check)	Code	Description
	LEED Certified	Any project that is pursuing or has achieved LEED certification by the US Green Building Council (USGBC) of LEED Certified.
	LEED Gold	Any project that is pursuing or has achieved LEED certification by the US Green Building Council (USGBC) of LEED Gold.
	LEED Platinum	Any project that is pursuing or has achieved LEED certification by the US Green Building Council (USGBC) of LEED Platinum.
	LEED Silver	Any project that is pursuing or has achieved LEED certification by the US Green Building Council (USGBC) of LEED Silver.
	LEED Zero	Any project that is pursuing or has achieved LEED certification by the US Green Building Council (USGBC) of LEED Zero.
	N/A	Not Applicable

CLIMATE ACTION PLAN (CAP) - Solar Component

(Check)	Code	Description
	Photovoltaic (PV) System	Any project that includes a Photovoltaic (PV) system that captures and produces on-site solar renewable energy.
	N/A	Not Applicable

CLIMATE ACTION PLAN (CAP) - Resilience

(Check)	Code	Description
	Tree Canopy	Any project that includes new tree plantings, including but not limited to within right of way, along transportation network, and within parks. Include consideration for projects to redesign hardscape to accommodate more trees.
	Sequestration	Any project that includes carbon sequestration through habitat restoration. Including but not limited to salt marsh, tidal wetlands, and riparian habitats.
	Local Water Supply	Any project that supports the Pure Water Program, including but not limited to Pure Water, undergrounding of utilities, green infrastructure, and waterways restoration.
	N/A	Not Applicable

CLIMATE ACTION PLAN (CAP) - CLIMATE RESILIENT SD (CRSD)

(Climate resilience is the ability to anticipate, prepare for, and respond to hazardous events, trends, or disturbances related to climate. Climate resilience is often associated with acute events – such as heavy downpours, hurricanes, heat waves, severe droughts, or wildfires – or chronic events, like rising sea levels and worsening air quality. A project that has a climate resilience component mitigates any of these climate hazards.)

(Check)	Code	Description
	CRSD Sea Level Rise Component	Any project near the coast that addresses or mitigates the future impacts of rising sea levels, including coastal flooding and coastal erosion. Projected sea level rise is expected to increase and accelerate coastal flooding, coastal erosion, and storm surges. These coastal hazards may cause fragile sea cliffs to collapse, reduce beach width, and damage or destroy coastal property and ecosystems. An example of this could be a project that has appropriate setbacks from the coast in areas subject to sea level rise driven flood or a project that stabilizes eroding sea cliffs or bluffs. Particular consideration could be given for assets that were identified as medium or high vulnerability to coastal erosion or coastal flooding in the City's Climate Change Hazard Vulnerability Assessment.
	CRSD Flooding	Any project that addresses or mitigates the future impacts of flooding due to climate change. Projected changes in precipitation include more variability in rainfall events, more intense transitions from drought to deluges, and more intense rainfall events. An example of this could be a park designed to flood, a project elevated or with higher base flood elevation, a street that uses porous concrete that allows infiltration and reduces stormwater runoff, or a project designed with elevated equipment. Particular consideration could be given for assets that were identified as medium or high vulnerability to flooding in the City's Climate Change Hazard Vulnerability Assessment.

	CRSD Heat	Any project that addresses or mitigates the future impacts of heat due to climate change. Climate change projections indicate the San Diego will experience more frequent extreme heat days and increase in daily maximum temperatures. Heat waves are project to increase in frequency, duration, and magnitude. Examples of projects with heat mitigation components include: a building with a cool roof or green roof that reduces the heat island effect, a road median project that plants trees and increases the urban tree canopy coverage, additional shade structures, or materials design for future temperatures. Particular consideration could be given for assets that were identified as medium or high vulnerability to heat in the City's Climate Change Hazard Vulnerability Assessment.
	CRSD Wildfire	Any project that addresses or mitigates the future impacts of wildfire due to climate change. Climate change increases the key drivers of wildfire – high temperatures, dry conditions, and flammable vegetations. Climate change projections indicate that wildfires will occur more frequently, over a longer wildfire season, burn for longer, and have greater intensity. Examples of projects that mitigate the risk to wildfires includes: projects built with non-flammable materials, projects with vegetation and brush management, open space management, and inclusion of wildfire adaptation measures for facilities within very high fire hazard zones. Particular consideration could be given for assets that were identified as medium or high vulnerability to wildfire in the City's Climate Change Hazard Vulnerability Assessment.
	N/A	Not Applicable

EV / Energy Related Codes**EV LOCATION**

(Check)	Address	Description
		Provide address for the project (i.e. 123 Alpha Street, San Diego CA 92101).

EV CHARGING INFRASTRUCTURE

(Check)	Code	Description
	Yes	Project includes construction of infrastructure (i.e. conduit, wiring, panel, meter, charging station, etc.) for electric vehicle or equipment charging.
	No	Project does not include construction of infrastructures.

EV CHARGING STATION

(Check)	Code	Description
	Yes	Project includes installation of physical EV charging stations.
	No	Project does not include installation of physical EV charging stations.

FLEET EV READY SPACES (City Vehicles)

(Check)	Number	Description
	Enter Quantity	Enter number of spaces reserved for City vehicles that have full circuit installations of panel capacity, raceway wiring, receptacle and circuit overprotection devices installed during construction to support future installation of EV charging stations.
	TBD	To Be Determined

NON-FLEET EV CAPABLE SPACES (Public Vehicles)

(Check)	Number	Description
	Enter Quantity	Enter number of spaces for public vehicles that have the electrical panel capacity and conduit installed during construction to support future installation of EV charging stations.
	TBD	To Be Determined


FLEET NON-EV READY SPACES (City Vehicles)

(Check)	Number	Description
	Enter Quantity	Enter number of spaces reserved for City vehicles without infrastructure to support future installation of EV charging stations.
	TBD	To Be Determined

TOTAL NUMBER OF EV AND NON-EV PARKING SPACES

(Check)	Number	Description
	Enter Quantity	Enter total number of parking spaces included in the project (both Fleet and Public, both EV capable/ready and non-EV capable/ready).

	TBD	To Be Determined
ENERGY STORAGE		
(Check)	Code	Description
	Yes	Project includes installation of batteries or other energy storage devices.
	No	Project does not include installation of batteries or other energy storage devices.
RENEWABLE ENERGY		
(Check)	Code	Description
	Yes	Project includes equipment for generating renewable energy (e.g. solar PV).
	No	Project does not include equipment for generating renewable energy.
ENERGY EFFICIENCY IMPROVEMENT (Retrofits Only)		
(Check)	Code	Description
	Yes	Project includes alterations to buildings or facilities done specifically to improve their energy efficiency.
	No	Project does not include alterations to buildings or facilities done specifically to improve their energy efficiency.
MICROGRID		
(Check)	Code	Description
	Yes	Projects that create an electricity microgrid (i.e. backup power source coupled with microgrid controls that allow a facility to "island" from the grid and continue to operate during a power outage) for a single building/facility OR a campus of multiple buildings/facilities.
	No	Project does not include creating an electricity microgrid.
EQUIPMENT ELECTRIFICATION (Retrofit Only)		
(Check)	Code	Description
	Yes	Projects that replace fossil fuel-powered equipment such as natural gas-fired furnaces and water heaters, generators, etc. with electric-powered or other clean energy-powered equipment.
	No	Project does not include replacing fossil fuel-powered equipment with electric or clean energy-powered equipment.
FOSSIL FUEL EQUIPMENT		
(Check)	Code	Description
	Yes	Project includes installation of new fossil fuel equipment or refurbishment of existing fossil fuel equipment such as natural gas-fired furnaces and water heaters, diesel generators, etc.; with electric-powered or other clean energy-powered equipment.
	No	Project does not include installation of new fossil fuel equipment or refurbishment of existing fossil fuel equipment.
ZEMBOP EXEMPTION		
Zero Emission Municipal Building and Operations Policy		
(Check)	Code	Description
	Yes	Project is an emergency shelter and exempt from ZEMBOP.
	No	Project does not include emergency shelter and is not exempt from ZEMBOP.

 Process Narrative		Issue #	Doc #	Effective Date
		1	PN-0444	01/07/2025
Document Name	Initiate a New Capital Improvements Program (CIP) Project			
Owner Name	Nevien Antoun	Internal Controls	Bethany Minjarez	
Owner Eff Date	01/07/2025	Page	1 of 12	

PURPOSE

This process documents the procedures and steps necessary to initiate a new Capital Improvements Program (CIP) project based on capital asset needs.

SCOPE AND END RESULT

This narrative applies to Asset Managing Departments (AMDs), the Engineering & Capital Projects (ECP) Department, and the Capital Improvements Program Review and Advisory Committee (CIPRAC)

The process concludes with a CIP project initiated and ready for creation in SAP.

RESPONSIBILITIES

Asset Coordination and Planning (ACP) Associate Engineer: Reviews the project scope, high-level schedule, cost estimate, and initial funding request.

ACP Project Manager: Reviews a project request in its entirety for appropriateness, accuracy, and completeness. Also responsible for routing and acquiring CIPRAC approvals and providing a complete Project Setup Form (PSF) to the CIP Fiscal team for review.


ACP Senior Engineer: Reviews the project scope, high-level schedule, cost estimate, and initial funding request and presents projects to the CIPRAC Committee.

Asset Managing Department (AMD) Asset Manager: Initiates and completes the Project Intake Form (PIF)

AMD Deputy Director: Reviews the PIF and either approves or returns it to the requestor for changes.

AMD Section Head: Provides approval for the creation of new sublets from existing ECP managed projects. Typically, an AMD Senior Engineer or Project Officer II.

AMD Supervising Management Analyst: Reviews the Project Intake Form (PIF) and identifies funding sources, availability, and the funding plan for the life of the project. Recommends approval to AMD Management and may approve the project, if authorized.

 Process Narrative		Issue #	Doc #	Effective Date
		1	PN-0444	01/07/2025
Document Name	Initiate a New Capital Improvements Program (CIP) Project			
Owner Name	Nevien Antoun	Internal Controls	Bethany Minjarez	
Owner Eff Date	01/07/2025	Page	2 of 12	

CIP Data Quality & Reporting Section: Section within the PMO Division that is responsible for preparing and distributing the various monthly project management reports.

Design Section Head: Submits Project Intake Form (PIF) to create, split, or convert projects from existing projects.

ECP Supervising Management Analyst: Reviews proposed funding plan and coordinates with Department of Finance if necessary.

DEFINITIONS

Asset Coordination and Planning (ACP): sections within the Project Management Office division of the Engineering and Capital Projects Department that are responsible for initiating new CIP Projects and assisting AMDs with the management of certain asset improvement programs.


Asset-Managing Department (AMD): A City department that identifies, prioritizes, and finds funding for needed capital improvement projects. AMDs are also responsible for staffing and ongoing maintenance of capitalized assets.

Capital Improvements Program (CIP): A program that facilitates the construction or improvement of capital assets.

Capital Improvements Program Review and Advisory Committee (CIPRAC): A committee that provides oversight of the prioritization and approval of CIP projects for the annual CIP budget process. CIPRAC is primarily comprised of the asset-owning department management to advise on CIP related matters such as project listings and prioritizations.

CIPRAC Subcommittee: A subcommittee to the Capital Improvements Program Review and Advisory Committee (CIPRAC). The primary role of the subcommittee is to review and recommend scope approval to CIPRAC for the creation of projects.


ECP Project Intake Form (PIF): A form submitted by a City department to ECP for ECP's initiation and approval of a project.

 Process Narrative		Issue #	Doc #	Effective Date
		1	PN-0444	01/07/2025
Document Name	Initiate a New Capital Improvements Program (CIP) Project			
Owner Name	Nevien Antoun	Internal Controls	Bethany Minjarez	
Owner Eff Date	01/07/2025	Page	3 of 12	

Engineering & Capital Projects (ECP): A City department that provides the execution of organization infrastructure systems by cultivating contractual expertise, maintaining contractual obligation conformance with the City's Charter and Municipal Code, and leveraging internal engineering responsibility within a collaborative environment.

Project: Consists of a coordinated series of activities or tasks performed by engineers, designers, and drafters. The project must have a defined scope of work, schedule, and budget and be capital in nature. The first character of the project number indicates the type of project; of which the following list provides further characteristic details:

- A (Annual Allocation) – A parent project that provides for ongoing replacement or expansion of existing assets requiring funding on an annual basis. (Example: Citywide Sidewalk Replacement)
- B (Sublet) – Individual project funded by an Annual Allocation and typically a routine project. The Chief Financial Officer establishes the project cost thresholds for sublets from approved Annual Allocations. (Example: Sidewalk Replacement on A Street Between 1st and 2nd)
- L (Large) - A project that combines multiple assets into a single project to achieve efficiencies. Additional phases can be undertaken as funding plans are developed, and each phase can be capitalized in phases as each asset within the overall project is completed.
- P (Preliminary Engineering) – A project still in the planning phase of developing scope, schedule, and cost. Typically limited to feasibility/planning studies or site-specific general development plans. This is a pre-design phase to determine the viability of construction, conformity to policy, and any known constraints related to delivery timeframe and costs. The project results in a defined scope of work, planned schedule, and project cost estimate. As the AMD's needs, priorities, and funding plans dictate, a Preliminary Engineering project will be converted to another type of project identified in this section and will proceed with further design and construction.

 Process Narrative		Issue #	Doc #	Effective Date
		1	PN-0444	01/07/2025
Document Name	Initiate a New Capital Improvements Program (CIP) Project			
Owner Name	Nevien Antoun	Internal Controls	Bethany Minjarez	
Owner Eff Date	01/07/2025	Page	4 of 12	

- RD (Reimbursement to Developer) - A project that allocates funding to reimburse developers for privately constructed projects in accordance with approved financing plans or other regulatory documents.
- S (Standalone) – A project typically limited to a single asset and may be of any size or duration.
- T (Technology) - A project that provides funding for information systems that are typically beneficial to the entire City (such as the implementation of SAP) or may be department-specific.


Note: Per City Council Policy 000-31, CIP Transparency, projects established as an A (Annual Allocation, L (Large), S (Standalone), RD (Reimbursement to Developer), or T (Technology) will require a published budget page in the proposed budget released April 15th each Fiscal Year, which includes, but is not limited to, project scope, schedule, and a summary of any project changes.

Project Management Office (PMO): Division of ECP supporting and defining the standards of the City's CIP focusing on budget, scope, and schedule in accordance with the City Council Policies related to infrastructure, some of which are listed below:

- City Council Policy 000-02: Budget Policies
- City Council Policy 000-31: Capital Improvements Program Transparency
- City Council Policy 000-32: Neighborhood Input on Infrastructure Needs and Priorities
- City Council Policy 800-14: Prioritizing Capital Improvements Program Projects
- City Council Policy 800-16: Asset Management Guidelines and Plan Steps


SAP: An Enterprise Resource Planning platform that integrates the City of San Diego's core Financial, Procurement, Human Resources, and Payroll processes into a single, integrated software environment.

Work Breakdown Structure (WBS): A hierarchical structure for a capital improvement project.

 Process Narrative		Issue #	Doc #	Effective Date
		1	PN-0444	01/07/2025
Document Name	Initiate a New Capital Improvements Program (CIP) Project			
Owner Name	Nevien Antoun	Internal Controls	Bethany Minjarez	
Owner Eff Date	01/07/2025	Page	5 of 12	

PROCESS

- 1.1. An AMD identifies a new Capital Improvement need and submits a PIF to ECP to initiate the project review process.
 - 1.1.1. AMD Asset Manager completes a PIF and provides the scope of work with a location map, priority score sheet per CP 800-14, high-level cost estimate and schedule, and other supporting information, such as a condition assessment or feasibility study.
 - 1.1.2. A PIF must identify a funding plan with funding sources for the life of the project. An AMD Supervising Management Analyst reviews and approves the funding allocation before submission.**C1**
 - 1.1.3. A submitted PIF is routed through CityHub to the designated AMD Deputy Director for review and is either approved or returned to the AMD Asset Manager.**C2,C11**
 - 1.1.4. Once the AMD Deputy Director approves, CityHub routes the PIF to the ACP Associate Engineer in ECP for review.**C3,C11**
 - 1.1.5. The ACP Associate Engineer requests any additional information required from the AMD if necessary. Once approved, the project is assigned to an ACP Project Manager.
- 1.2. The project management design team must submit a new PIF for an existing sublet project already in design that needs to be split into two or more sublets.
 - 1.2.1. The AMD Section Head provides written approval for the split to the Design Section Head.**C4**
 - 1.2.2. The Design Section Head completes a PIF that provides the scope of work for the new sublet(s) with a location map, priority score sheet per CP 800-14, total project cost estimate with a breakdown of actual costs to be transferred to the new project, high-level schedule, and written approval from an AMD Section Head.
 - 1.2.3. The PIF must identify a funding source and be reviewed and approved by an ECP Supervising Management Analyst.**C5**
 - 1.2.4. The PIF is routed through CityHub to the Design Deputy Director in an ECP division for review and is either approved or returned to the Design Section Head.**C6,C11**

The City of  Process Narrative		Issue #	Doc #	Effective Date
		1	PN-0444	01/07/2025
Document Name	Initiate a New Capital Improvements Program (CIP) Project			
Owner Name	Nevien Antoun	Internal Controls	Bethany Minjarez	
Owner Eff Date	01/07/2025	Page	6 of 12	

1.2.5. Once the Design Deputy Director approves, CityHub routes the PIF to the PMO division of ECP for review.**C7,C11**

1.2.6. If necessary, the PMO reviewer requests additional information from the design team. Once approved, the project is assigned to an ACP Project Manager.

1.3. The ACP Project Manager reviews all PIF submittals to prepare for CIPRAC approval.**C8**

1.3.1. ACP Project Manager reviews the scope of work, checks for potential conflicts and bundling opportunities, and updates the priority score as necessary.

1.3.2. ACP Project Manager reviews the high-level cost estimate and schedule provided for reasonableness.

1.3.3. The ACP Project Manager creates a CIPRAC form and Project Setup Form (PSF). These are shared with CIPRAC members ahead of the monthly Committee meeting.

a. When projects are not managed by ECP but by the AMD, the AMD is responsible for preparing and submitting the PSF.


1.3.4. The project is presented to CIPRAC by ACP Senior Engineers for review, open discussion, and approval. All documents and submittals pertaining to projects are located in the Power BI CIPRAC dashboard accessible to CIPRAC members.**C9,C12**

a. CIPRAC will need to take into consideration project location, potential obstacles for project funding and construction, and potential project timelines.

b. DoF within CIPRAC will review financial information and financial supporting documentation to confirm funding feasibility of a project.

c. Projects should be submitted for CIPRAC review at least one Fiscal Year before their planned initiation.

d. Occasionally, a project is submitted for CIPRAC review in the same fiscal year it is planned to initiate. In those cases, the project will be created within approximately 60 working days from intake approval.

The City of  Process Narrative		Issue #	Doc #	Effective Date
		1	PN-0444	01/07/2025
Document Name	Initiate a New Capital Improvements Program (CIP) Project			
Owner Name	Nevien Antoun	Internal Controls	Bethany Minjarez	
Owner Eff Date	01/07/2025	Page	7 of 12	

1.3.5. After CIPRAC approves a project, ECP Supervising Management Analysts create the project in SAP during the fiscal year for which funding is approved, (See Create a Capital Improvements Program (CIP) Project in SAP, [PN-0213](#)).**C13**


1.4. After the project has been created, the design team is responsible to monitor and review the monthly project management reports created by the CIP Data, Quality and Reporting section in the PMO to determine whether the project no longer fits the criteria for that project type and needs to be converted to the appropriate type.**C10**

1.4.1. If a project needs to be converted from one type to another (e.g., from a P project to an S project) or if there are significant changes to scope (addition of new asset, amenity, component), schedule, or cost estimates, then it is resubmitted to CIPRAC for approval.

a. The criteria for a P Project to be converted to an S project are:

- i. P Project has completed the required studies, General Development Plans, and Plan Amendments as applicable.
- ii. P Project identified environmental requirements and impacts on cost and schedule.
- iii. P Project identified the need for land acquisition, if applicable.
- iv. P Project secured community support and a high-level public outreach plan if needed.
- v. S Project has a clear and defined scope of work.
- vi. S Project has a high-level cost estimate based on the defined scope of work.
- vii. S Project has a high-level timeline for implementation.
- viii. S Project has the design phase fully funded.

b. A P Project that meets the above criteria for an S project and has clearly identified phases should be converted to an L project if it has multiple assets.

The City of  Process Narrative		Issue #	Doc #	Effective Date
		1	PN-0444	01/07/2025
Document Name	Initiate a New Capital Improvements Program (CIP) Project			
Owner Name	Nevien Antoun	Internal Controls	Bethany Minjarez	
Owner Eff Date	01/07/2025	Page	8 of 12	

- c. There are exceptions where a Project can skip the P phase and move directly to the S phase, become an L project or sublet if it has met all the criteria without necessarily creating a P project.
 - d. A B Project that exceeds the sublet threshold, no longer fits the definition of the annual allocation under which it was created, or was not properly scoped, should be converted to an S project or L project if there are clearly identified phases that will be delivered on different schedules.
- 1.4.2. Additionally, a project should be resubmitted to the CIPRAC Subcommittee for evaluation if any of the following are applicable:
- a. Total project cost changes by 35% or \$3 Million, whichever is greater, unless that change is due to bids that differ from the engineer's estimate unrelated to scope changes.
 - b. The project schedule is extended by two or more years from baseline. (Not applicable for Utilities Undergrounding Program (UUP) Projects)
- 1.5. To resubmit a project, follow steps 1.1. and 1.3. above.

POST PROCESS REVIEW

Once projects are completed, a further analysis is done to determine if a project was successful based on the initial scope defined and if cost estimates aligned with final costs of a project.


REFERENCE(S)

Annual Allocation Sublet Threshold for CIP Projects ([Memo](#))

City Council Policy 000-02 ([Budget Policies](#))

City Council Policy 000-31 ([Capital Improvement Program Transparency](#))

City Council Policy 000-32 ([Neighborhood Input on Infrastructure Needs and Priorities](#))

<div> <div> The City of SAN DIEGO  </div> <div> Process Narrative </div> </div>		Issue #	Doc #	Effective Date
		1	PN-0444	01/07/2025
Document Name	Initiate a New Capital Improvements Program (CIP) Project			
Owner Name	Nevien Antoun	Internal Controls	Bethany Minjarez	
Owner Eff Date	01/07/2025	Page	9 of 12	

City Council Policy 800-14 ([Prioritizing Capital Improvement Program Projects](#))


City Council Policy 800-16 ([Asset Management Guidelines and Plan Steps](#))

Create a Capital Improvements Program (CIP) Project in SAP ([PN-0213](#))

Glossary of listed terms in this process can be accessed on City Net ([PN Glossary](#))


Project Intake Form ([PIF](#))

Project Set-Up Form ([Form FM-1-CIP](#))


	<i>Document Name</i>	<i>Owner Name</i>	<i>Internal Controls</i>	<i>Issue #</i>	<i>Doc #</i>	<i>Effective Date</i>	<i>Page</i>
	Initiate a New Capital Improvements Program (CIP) Project	Nevien Antoun	Bethany Minjarez	1	PN-0444	01/07/25	10 of 12

CONTROL POINT(S) AND MEASUREMENT(S)

Control Objective	Risk	Control Activity	Ref	Key Control	CT	CM	CC	F	FS
To provide reasonable assurance that a detailed analysis and review process is performed to ensure the authentication of information.	Inaccurate or incomplete information.	An AMD Supervising Management Analyst reviews and approves the funding allocation before submission.	C1	Key	A,V	M	P	T	A,C
		The PIF is routed to the designated AMD Deputy Director for review and approval.	C2	Key	A,M	M	P	T	A,C
		After the AMD Deputy Director approves, the PIF is routed to the ACP Associate Engineer in ECP for review.	C3	Key	V	M	P	T	A,C
		The AMD Senior Engineer or Project Officer II provide written approval for the split to the Design Section Head.	C4	Key	A	M	P	T	A,C
		The PIF is reviewed and approved by an ECP Supervising Management Analyst.	C5	Key	A,V	M	P	T	A,C
		The PIF is routed to the Design Deputy Director for review and approval.	C6	Key	A,M	M	P	T	A,C
		The PIF is routed to the PMO division of ECP for review.	C7	Key	V	M	P	T	A,C
		The ACP Project Manager reviews all PIF submittals to prepare for CIPRAC approval.	C8	Key	A,V	M	P	T	A,C

	Document Name	Owner Name	Internal Controls	Issue #	Doc #	Effective Date	Page
	Initiate a New Capital Improvements Program (CIP) Project	Nevien Antoun	Bethany Minjarez	1	PN-0444	01/07/25	11 of 12

To provide reasonable assurance that a detailed analysis and review process is performed to ensure the authentication of information.	Inaccurate or incomplete information.	The project is presented to CIPRAC for review, open discussion, and approval.	C9	Key	A,M	M	P	T	A,C
		The design team is responsible to monitor and review the monthly project management reports to determine whether the project no longer fits the criteria for that project type.	C10		V	M	P	M	A,C
Access is restricted to authorized personnel.	Unauthorized access to view or alter information within the system.	Access to CityHub is restricted to authorized users through role management and user provisioning.	C11	Key	S	A	P	SY	
		Access to Power BI CIPRAC dashboard is restricted to authorized personnel.	C12	Key	S	A	P	SY	
		Access to perform tasks in SAP is restricted to authorized users through role management and user provisioning.	C13	Key	S	A	P	SY	
	Inappropriate segregation of duties potentially resulting in fraud, misappropriation of assets, or incorrect financial reporting.								

	<i>Document Name</i>	<i>Owner Name</i>	<i>Internal Controls</i>	<i>Issue #</i>	<i>Doc #</i>	<i>Effective Date</i>	<i>Page</i>
	Initiate a New Capital Improvements Program (CIP) Project	Nevien Antoun	Bethany Minjarez	1	PN-0444	01/07/25	12 of 12

L E G E N D	<u>Control Type (CT)</u>	<u>Control Method (CM)</u>	<u>Control Category (CC)</u>	<u>Frequency (F)</u>	<u>Financial Statement Assertion (FS)</u>
	A – Authorization C – Compliance M – Management Review R – Reconciliation S – System Control SA – Safeguarding of Assets SD – Segregation of Duties V – Review and Verification	A – Automated M – Manual	D – Detective P – Preventative	D – Daily W – Weekly BW – Bi-weekly M – Monthly Q – Quarterly S – Semi-Annual A – Annual BE – Biennial T – Transactional SY – System	A – Accuracy and Classification C – Completeness E – Existence and Occurrence R – Rights and Obligation U – Cutoff V – Valuation and Allocation