

City of San Diego Climate Advisory Board

Date: August 12, 2025

Chair: Tanisha-Jean Martin

Vice-Chair: Kelly Lyndon

Item 1: Call to Order and Roll Call

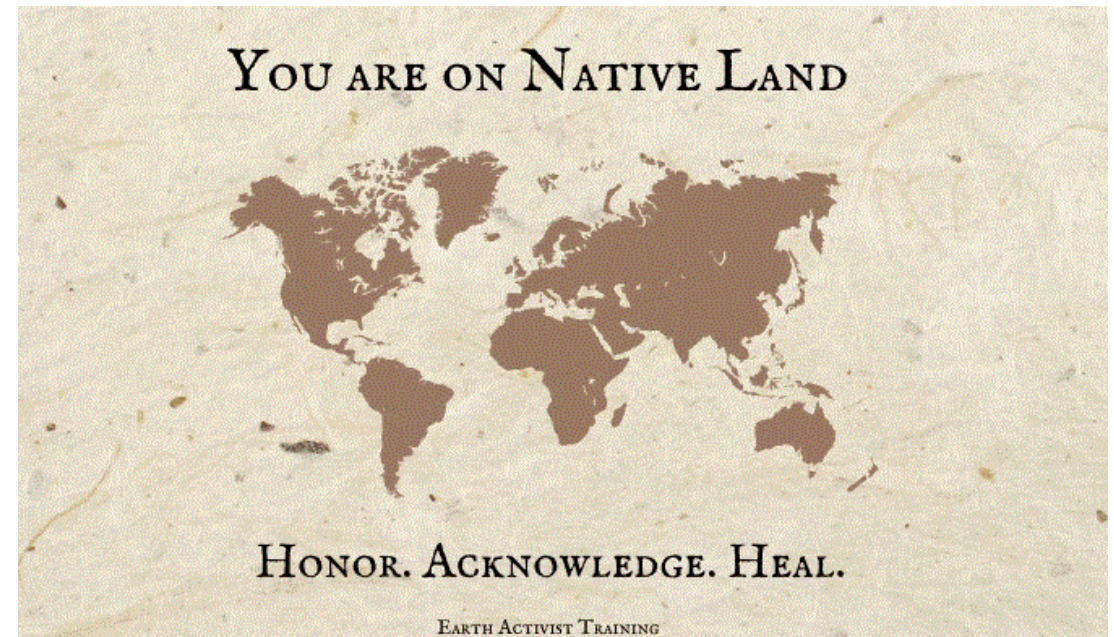
Item 2: Land Acknowledgment

We acknowledge that the land on which the City of San Diego is built is the unceded territory of the Kumeyaay Nation.

The Kumeyaay people have lived on and cared for this land for over 10,000 years and have demonstrated resilience and adaptability in the face of colonization, land loss, and environmental change.

Today, the urgency of climate action compels us to confront these environmental crises with the same dedication to stewardship that has sustained this land for millennia.

In this acknowledgment, we recognize the importance of immediate and bold actions to protect the environment, honor the history of this land, and ensure a sustainable future for all.



Item 3: Adoption/Modification of
Agenda Order

Item 4: Approval of Minutes

Item 5: Announcements

Item 6: Non-Agenda Public Comment

Instructions for the public:

- Raise your hand by either:
 - tapping the “Raise Your Hand” button on your computer, tablet, or Smartphone, or
 - dialing *9 on your phone.
- You will be taken in the order in which you raised your hand.
- When the Chair indicates it is your turn to speak, either:
 - click the unmute prompt that will appear on your computer, tablet or Smartphone, or
 - dial *6 on your phone.
- There is a two-minute limit per comment

Item 7: Climate Action Plan Information Request

July 1, 2025

August 12, 2025 updates

RE: City of San Diego Climate Action Plan Request for Information

Dear Shelby Buso (Chief Sustainability Officer) and Andrew Martin (Climate Action Program Manager),

In alignment with the City of San Diego Climate Advisory Board's role to support the City in 'implementing the Climate Action Plan and attaining the City's stated goals in these areas', the Board respectfully requests that you provide relevant information and be prepared to address questions regarding the City's obligations and progress related to the Climate Action Plan at the upcoming Climate Advisory Board meeting scheduled for August 2025.

The notes in red are based on information provided by staff (Andrew Martin, CAP manager) at the 7/1/25 Climate Advisory Board meeting. Please provide any corrections.

The Board would like to hear an update from you on the following topics:

Reporting and Implementation

1. Is the intent that the City will utilize the CAP Dashboard as a replacement moving forward for the CAP Implementation Plan? **No, some items may overlap, but the two are complementary**
 - a. Is there any information pertaining to the City's efforts and the tracking of the CAP Implementation that can be found in places other than the Dashboard? **Yes - other places include budget reports, CAP Annual Report, city CAP website**
 - b. The CAP Implementation Plan included resource/funding needs for each action, where is the current status on this provided? **Not yet answered. Can this information be added to the CAP Dashboard and be updated annually?**
 - c. Does the City intend to update the 2023 CAP Implementation Plan? When? **The CAP Implementation Plan updates are in early stages now, actively working on it, and it will be updated by the end of 2025 calendar year.**
 - d. **The indicator for tracking all-electric new building construction was recently removed from the CAP Dashboard Indicator page, and had never been reported. What is the plan for making this data available?**
2. Is the City planning to provide 2024 GHG inventory by Spring 2025? **No, it is always one year further back, simply don't have 2024 data, e.g. in 2025 the city will provide the 2023 data. The 2023 GHG Inventory was wrapped up last week and is on the CAP Dashboard, and will be included in the 2025 CAP Annual Report.**
 - a. If not, what data from what source is not available in time? **Not yet answered.**
 - i. **What steps did staff take to understand the sources of the delay and attempt to improve the timeline?**
 - b. What is the target date for 2024 GHG inventory? **Not yet answered.**

2. Is the City planning to provide 2024 GHG inventory by Spring 2025? **No, it is always one year further back, simply don't have 2024 data, e.g. in 2025 the city will provide the 2023 data. The 2023 GHG Inventory was wrapped up last week and is on the CAP Dashboard, and will be included in the 2025 CAP Annual Report.**

- a. If not, what data from what source is not available in time? **Not yet answered.**
 - i. **What steps did staff take to understand the sources of the delay and attempt to improve the timeline?**
- b. What is the target date for 2024 GHG inventory? **Not yet answered.**

i. Do you have any data yet for 2024? Can you publish parts on CAP Dashboard as it becomes available and notify us?

3. When is the City planning to release the annual CAP Report? **In the near term.**
 - a. How is this impacted by the recent CAP Admin Regulation that requires data for the CAP Report from CAP implementing departments by the 3rd quarter of the calendar year for analysis of the preceding year? **Not yet answered.**
4. When will you know whether changes to the CAP Implementation Plan are needed in 2025 based on progress towards the 2030 CAP goals? **Already working on CAP Implementation Plan update to be completed by the end of 2025. Will bring up to date, including status/timing.**

[see next slide]

5. Will the CAP Implementation Plan be updated in 2025 to account for these reductions to ensure progress towards the 2030 CAP goals? **Not yet answered.**
- a. Given \$112K removal of BD consultant, what was produced before they were paused?

CAP update status

6. Is the City planning to do a 2027 CAP update? **Yes, this is the timeframe working towards**
- a. Why is it being updated in that timeframe? **5 year update envisioned by 2022 CAP.**
- b. How is this different than updating the CAP Implementation Plan based on progress towards the 2022 CAP each year? **CAP Implementation Plan discusses implementation, who is responsible, costs. CAP update will reassess latest GHG emissions, latest trends for population/economic growth, projected emissions, update state/federal action impacts – set future baseline, establish new targets, reassess actions.**

Discussion was paused at this point, remaining questions were not yet addressed.

7. What resources are needed for the update?
8. What would be the impact of delaying the update by 1 year so that those resources can be allocated towards implementation of the current CAP?
9. How will you determine whether to change the city's current 2035 net-zero target date, **and what the new date will be?**
10. How will you determine whether to include the equivalent of Strategy 6, which prioritizes focusing on known solutions and allows residual emissions to be addressed in the future?

AB306/AB130

11. Regarding the General Plan exception, when can you share with Climate Advisory Board the City Attorney's analysis on how that impacts the city's ability to address CAP Strategy 1 "Decarbonization of the Built Environment"?

We look forward to supporting the City in achieving its Climate Action Plan goals by having access to this key information needed to track progress.

Written on behalf of the Climate Advisory Board and the Committee on CAP Reporting, Implementation and Budgets

Impact of Proposed FY26 Budget Reductions

The 4/29/25 IBA Report 25-11 "IBA Review and Analysis of the Mayor's FY 2026 Proposed Budget" included the following information:

If transfers had not been made, the General Fund Proposed Budget for the Sustainability and Mobility Department would have been \$6.3 million, which is a decrease of \$1.5 million (19.4%) from the FY 2025 Adopted Budget. 8.59 FTEs were eliminated, and the remaining 26.00 FTEs are transferred to various departments, as summarized in the table on the previous page.

Significant Budget Reductions

Discussion of the various budget reductions can be found in the appropriate *Department Review* section. Reductions include:

City Planning:

- (\$562,000) – Mobility Programs
- (\$362,567, 2.00 FTEs) – CAP Positions
- (\$112,000) – Building Decarbonization Planning

Engineering & Capital Projects:

- (\$205,000, 1.00 FTE) – ADA Position

Transportation:

- (\$170,000, 1.00 FTE) – Parking District Position

General Services:

- (\$140,000, 1.00 FTE) – ZEV Projects Position
- (\$50,000) – ZEV Planning

Significant Budget Reductions

(\$562,000) – Mobility Programs

This reduction removes consultant funding for mobility planning efforts and programs. In particular, this reduction will slow implementation of the Mobility Master Plan unless additional funding can be procured.

(\$363,000, 2.00 FTEs) – Climate Action Plan (CAP) Positions

This reduction includes a reduction of a Community Development Specialist 4 (CDS 4) and the Program Manager for Decarbonization. The CDS 4 work will be distributed to existing staff as this position primarily oversaw implementation of the Climate Equity Fund and establishment of the Climate Advisory Board. The Program Manager would have overseen the Decarbonization program as a whole, but this work will also be absorbed by existing staff.

(\$112,000) – Building Decarbonization

This reduction removes consulting support for the City's ongoing building decarbonization programs, including support for the development of Building Performance Standards and other policies. Funding for this program moving forward will require successful grant applications and revenue. Of note, decarbonization of existing buildings had the largest Greenhouse Gas Reduction impact in the latest Climate Action Plan, and work on this effort scored highly through [Council Policy 900-22](#).

Item 8: City of San Diego
Greenhouse Gas Emissions
2019-2023

TABLE 3 CITY OF SAN DIEGO GREENHOUSE GAS EMISSIONS (2019 – 2023)

Emissions Sector	2019 Emissions¹ [MT CO₂e]	2019 Emissions Revised² [MT CO₂e]	2020 Emissions [MTCO₂e]	2021 Emissions [MTCO₂e]	2022 Emissions [MTCO₂e]	2023 Emissions [MTCO₂e]
On-Road Transportation	5,805,000	5,854,000	4,650,000	4,683,000	4,628,000	4,674,000
Electricity ³	2,375,000	2,336,000	2,286,000	1,617,000	1,527,000	1,615,000
Natural Gas	1,911,000	1,912,000	1,827,000	1,918,000	1,837,000	1,898,000
Solid Waste ⁴	277,000	277,000	273,000	216,000	212,000	213,000
Off-Road Transportation (Construction Equipment Only)	70,000	69,000	57,000	57,000	57,000	57,000
Water ⁵	68,000	61,000	70,000	70,000	73,000	50,000
Wastewater	26,000	26,000	23,000	24,000	13,000	13,000
Total Emissions	10,532,000	10,535,000	9,186,000	8,585,000	8,347,000	8,520,000

¹ 2019 Emissions match those reported in 2022 CAP

² 2019 Emissions updated to reflect best available data. This report will reference the 2019 Revised Emissions for the remainder of this report. Sums may not add up to totals due to rounding. GHG emissions for each category are rounded to the nearest thousand. Values are not rounded in the intermediary steps in the calculation.

³ Historical emissions from electricity have been modified from previous Annual Reports to incorporate newly public data for direct access electricity customers. Additional details on changes can be found in the Electricity section.

⁴ 2021 - 2022 emissions from solid waste have been modified from previous Annual Reports to incorporate new statewide waste characterization studies after impacts of mandatory organics recycling regulations.

⁵ 2022 water emissions have been updated from the previous Annual Report as water sales to other agencies were incorrectly not removed. This Annual Report corrects that error.

GHG emissions for each category and the totals are rounded to the nearest thousands. Sums may not add up to totals due to rounding.

MT CO₂e = metric tons of carbon dioxide equivalent.

Energy Policy Initiatives Center, University of San Diego 2025

Item 9: CicloSDias Pilot Program




Climate Advisory Board
August 12, 2025



CicloSDias Pilot Program

"A self-sustaining, recurring open street event for cyclists and pedestrians"

Showcasing the street as a place for active transportation





CicloSDias Overview

Grant Source: Caltrans Cycle 6 Active Transportation Program (ATP)

Total Grant Award: \$500,000

Grant Closing: December 2027

Lead Department: City Planning

Lead Contractor: San Diego County Bicycle Coalition (SDCBC)

City Staff Budget: Staff time & outreach materials

In-Kind Match: Staff time and administrative



Purpose

- Develop a toolkit for community organizations to follow in holding future CicloSDias events
- Strategize partnerships
- Create an ongoing event that has value to both the public and sponsors
- Hand off the event to interested communities





Grant Deliverables

San Diego County Bicycle Coalition

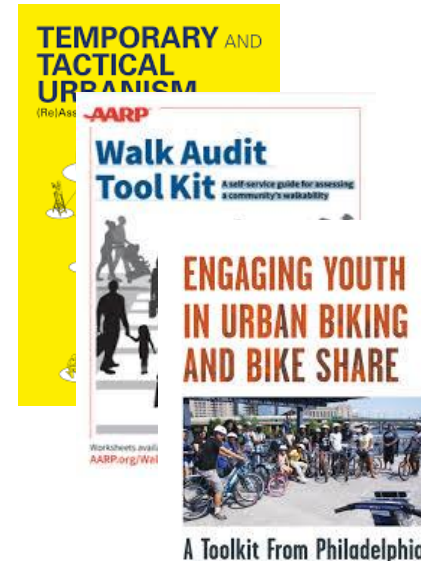
- Four CicloSDias events
- Two Bike-Everywhere Day pit-stops
- Six bike/walk audits
- Community engagement for each event
- A toolkit



Toolkit

A comprehensive guide for community organizations
How to host a CicloSDias event

- Step-by-step
- Best practices and documented lessons learned
- Community engagement
- Budgeting, staffing, volunteers
- Broadly hosted and promoted via stakeholders





Potential Locations

- City Heights
- San Ysidro
- Pacific Beach
- Barrio Logan

Location Priorities

- Under-represented communities
- Community interest
- Traffic feasibility
- Geographic diversity

Current Steps

- Event planning and Special Events permitting
- Toolkit outline
- Future event locations and dates
- Community outreach and engagement
 - Business Improvement Districts
 - Individual Businesses
 - Local Churches and Schools
 - Libraries
 - Residents
 - MTS
 - Volunteers



DRAFT

SUNDAY
OCTOBER 26, 2025

CicloSDias

Mid-City

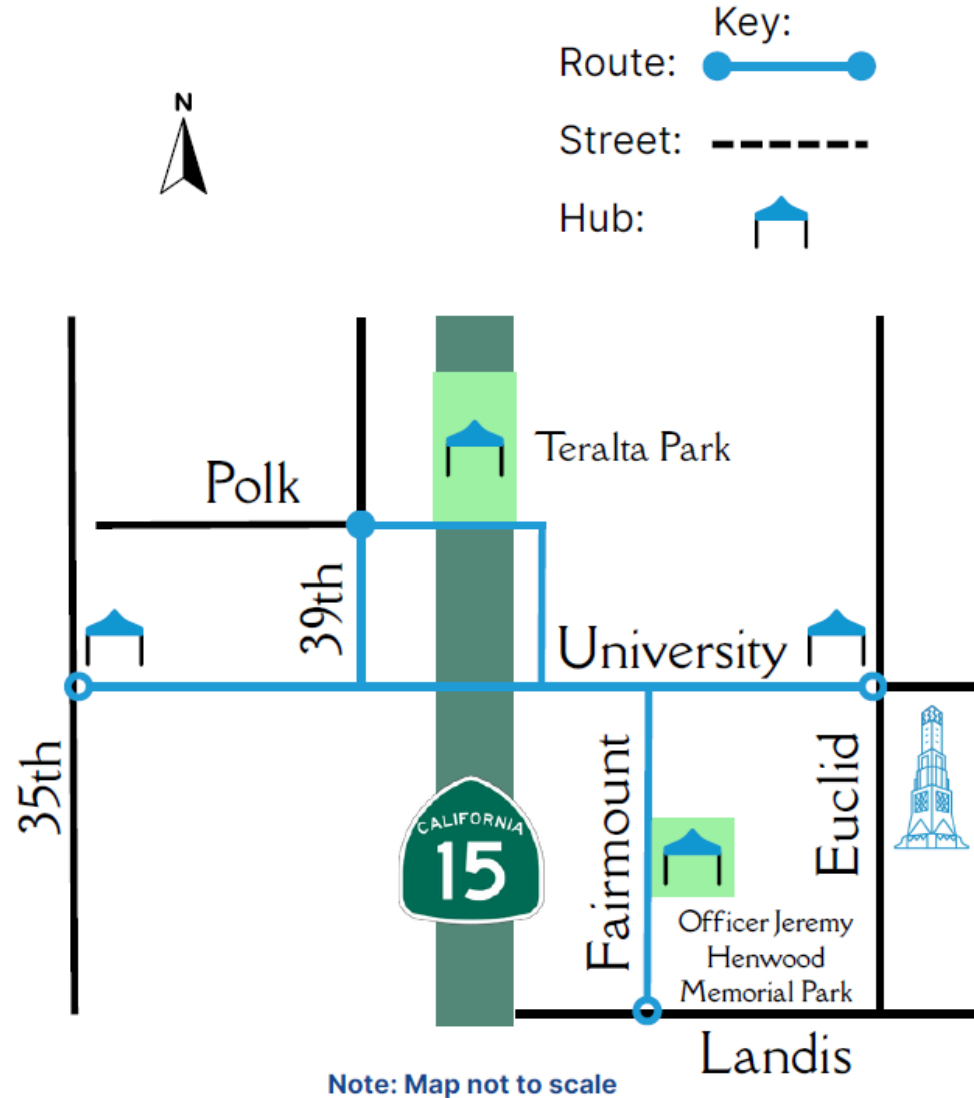


PUBLIC NOTICE: Streets on the route will be **closed to vehicle traffic** on 10/26/25: 9:00 am - 4:00 pm.

There will be **no parking** along the route on 10/26/25: 6:00 am - 4:00 pm.

For more info:
sdbikecoalition.org/ciclosdias

For more information on MTS route
detours: sdmts.com



Potential Involvement



- Spread the word!
- Ideas and input
- Identifying champions



Discussion



Climate Advisory Board

Item 10: Proposed Agenda Items for Future Meetings

Meeting Dates/Times

- Results of polling
 - Slight preference for 12:00-1:30 and first Tuesday
- General Recommendation
 - First Tuesday at 12:00-1:30
 - If forecast lack of quorum, can shift to second Tuesday
- Upcoming
 - Tue 9/16 @ 12
 - Tue 10/7 @ 12
 - Mon 11/10 @ 12
 - Tue 12/2 @ 12

Climate Advisory Board

Item 10: Proposed Agenda Items for Future Meetings

Backlog of Requests

- SDREN: confirmed Sept
- Street Design Manual: Oct or Nov when new draft update available
- HEART program and updates to Building Decarb strategy including AB130/AB306 impact
- SanDiego350 Plant-Forward Team - CAP Action CECC 4.2b calls for updating the City's administrative regulations to include purchasing requirements for sustainable products and food

Additional Options

- CAB readout to Environment Committee
- Review workplan, soon update for next year
- Joint meeting with other boards

Item 11: Adjournment