



# **Fiscal Year 2025 Year-End State of the CIP**

**November 2025**



**Todd Gloria**  
Mayor

**Rania Amen**  
Acting Deputy Chief Operating Officer and City Engineer

**Elif Cetin**  
Acting Engineering & Capital Projects Department Director

**Caryn McGriff**  
Engineering & Capital Projects Department Assistant Director

## State of the CIP Table of Contents

Background & Report Overview.....	3
Capital Improvements Program Overview .....	3
CIP Budget. ....	5
CIP Expenditures.....	5
Active CIP Project Count .....	7
CIP Performance Measures and Key Performance Indicators .....	8
Street Pavement Repair Program .....	9
Water Pipeline Replacement Program.....	9
Sewer Pipeline Replacement Program.....	10
CIP Project Highlights.....	11
Pure Water San Diego.....	15
Award Winning Projects .....	16
Industry Outreach .....	16
Transparency in ECP .....	17
Inter-Agency Agreement .....	17
Project Labor Agreement.....	17
Bid Environment.....	18
Construction Cost Estimating .....	19
Change Orders.....	19
Notices to Proceed and Completion.....	20
Construction Management Contracts.....	21
Consultant and Construction Contracts .....	22
Contractor Performance and Evaluations .....	22
Emergency CIP Projects.....	23
Climate Action Plan .....	25
Conclusion .....	26

## Exhibits

- A. Transparency Policy Status
- B. CIP Expenditures by Project
- C. Award-Winning CIP Projects
- D. Inter-Agency Agreements
- E. FY25 Bidders Analysis
- F. Fiscal Year 2025 Year-End Change Orders
- G. Notices of Completion
- H. CAP Project Information

## BACKGROUND & REPORT OVERVIEW

The San Diego City Council has established policies that include measures to enhance the efficiency and transparency of the City's Capital Improvements Program (CIP) delivery processes. These efforts aim to accelerate the delivery of projects that improve and revitalize neighborhoods throughout San Diego. By prioritizing accountability and public access to information, the City ensures that both the Council and the community can effectively monitor the progress of capital improvement projects. This commitment is reflected in Council Policy 000-31, Capital Improvements Program Transparency.

As outlined in **Exhibit A**, Council Policy 000-31 establishes the minimum CIP related information that City Departments must make available to the City Council and the Public. This includes details such as project descriptions, contracting information, budget figures, schedules, and expenditure data. Departments such as Engineering and Capital Projects (ECP), Purchasing & Contracting, and the Department of Finance are responsible for compiling and sharing these updates. The policy requires regular reporting on both current CIP performance and anticipated future activities, ensuring consistent oversight and informed decision-making.



*Balboa Botanical Building*

## CAPITAL IMPROVEMENTS PROGRAM OVERVIEW

The City's Capital Improvements Program (CIP) comprises individual infrastructure projects funded through a comprehensive annual budget process and mid-year amendments. These projects are proposed by the Mayor and approved by the City Council. CIP projects generally focus on construction and improvements that strengthen or expand the City's infrastructure systems, aiming to protect public health, ensure safety, and improve residents' quality of life. The program directly supports the City's Strategic Plan priorities, including enhancing mobility and infrastructure, improving stormwater management, and providing safe, dependable drinking water.

Managing the CIP portfolio is a complex undertaking. It requires balancing multiple funding sources, a wide variety of asset types, diverse delivery methods, environmental compliance, and competing priorities. Developing projects is a shared responsibility involving the Mayor, City Council, asset-managing departments (AMDs), the Capital Improvements Program Review and Advisory Committee (CIPRAC), and community stakeholders. Once AMDs identify and propose capital needs, those projects are reviewed, ranked, and prioritized with input from City leadership and the community to shape project planning and funding decisions.

Project prioritization follows Council Policy 800-14, which establishes the methodology for ranking and aligning infrastructure investments with the City's broader goals of fairness and efficiency in project delivery.

When a project is approved and funding is identified and secured, a project manager is assigned to oversee its implementation. The Engineering and Capital Projects (ECP) Department serves as the lead for most CIP projects, although some smaller and less complex projects that city forces can construct remain under the responsibility of individual AMDs.

The CIP supports the operational needs of many City departments across a wide range of functions. These include public safety facilities like police, fire, and lifeguard stations; environmental services such as landfills and recycling centers; transportation assets, including roads, streetlights, bridges, sidewalks, and traffic signals; community amenities like libraries and parks; as well as critical utilities, such as water and wastewater distribution and treatment systems.

ECP also manages the City's [CIP website](#), which serves as a resource for project details, policies, and schedules. Project timelines are updated monthly, in accordance with [CP 000-31](#) Sections B and E. Further information on the website can be found in the "Transparency in ECP" section of this report.

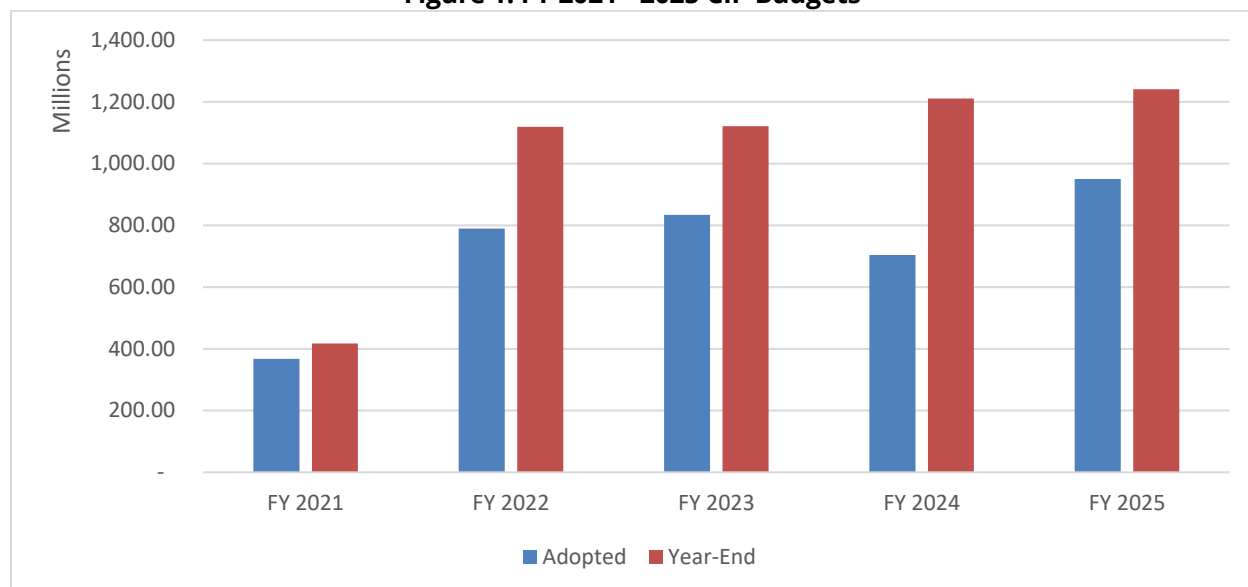


*Olive Grove Community Park ADA Improvements*

## CIP BUDGET

The Fiscal Year 2025 Adopted CIP Budget was \$949.9M, and various Council Actions throughout the Fiscal Year increased this amount by \$291.1M to a total of \$1.24B in new funding dedicated to the CIP. **Figure 1** displays the adopted and final CIP budgets for Fiscal Years 2021 through 2025.

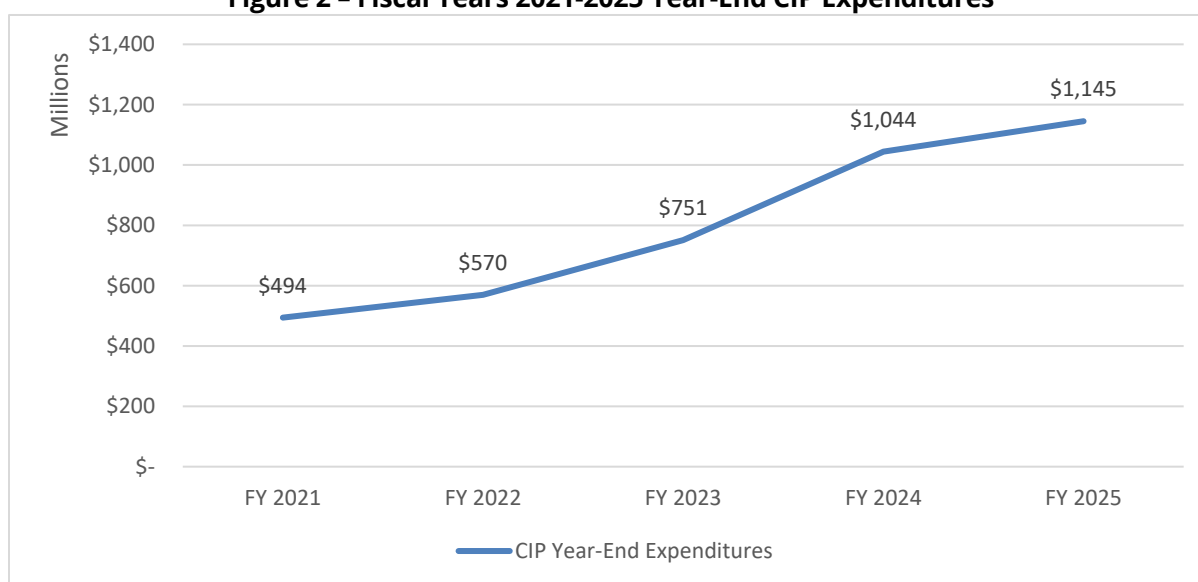
**Figure 1: FY 2021 - 2025 CIP Budgets**



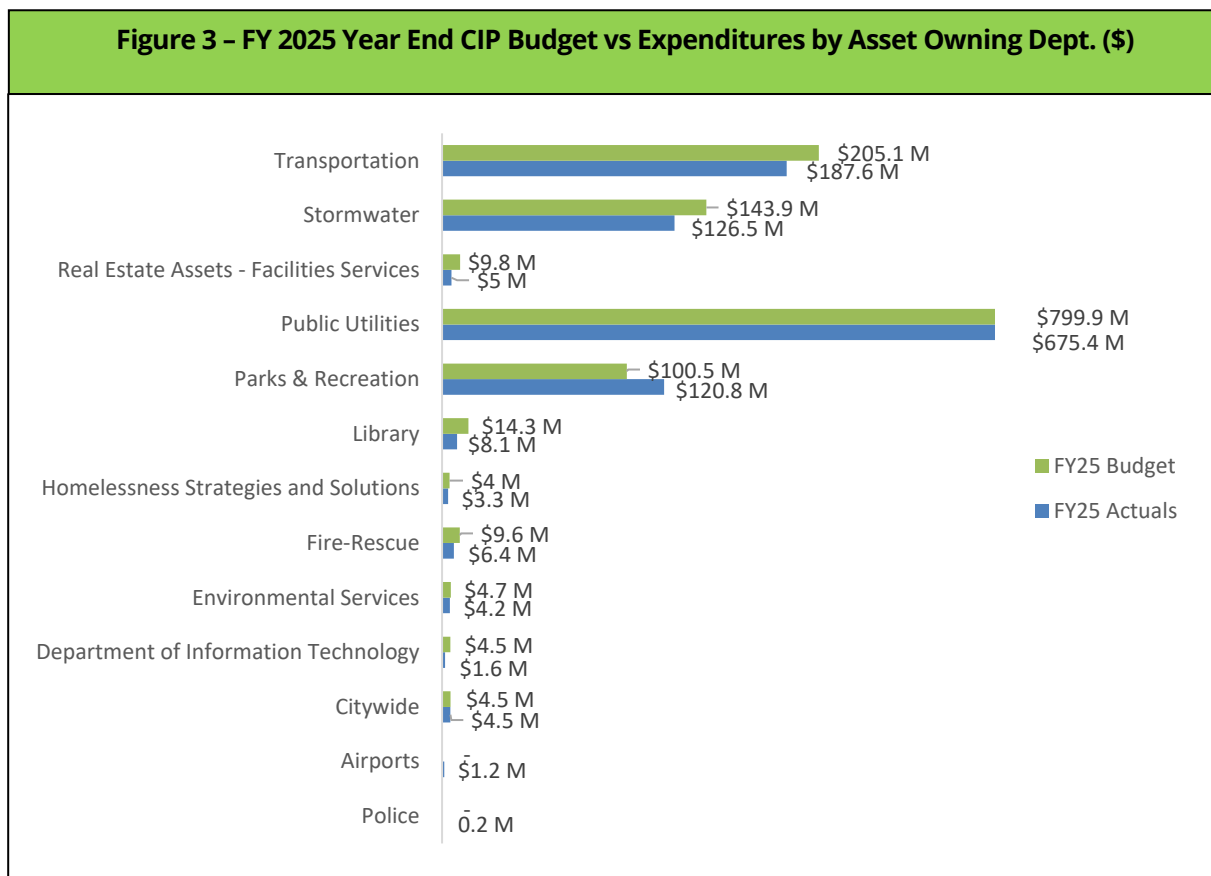
## CIP EXPENDITURES

Expenditures at the Fiscal Year 2025 year-end were \$1.145B. As a result of significant process improvements and streamlining efforts, along with operational efficiency enhancements implemented by ECP beginning in Fiscal Year 2022, an upward trend in expenditures continued through the end of Fiscal Year 2025. The Annual CIP expenditure trends are represented in **Figure 2**.

**Figure 2 – Fiscal Years 2021-2025 Year-End CIP Expenditures**



**Exhibit B** details CIP expenditures and encumbrances by project. **Figure 3** summarizes new budget vs expenditures from Fiscal Year 2025 by AMD.





## ACTIVE CIP PROJECT COUNT

During Fiscal Year 2025, there were 1,341 active projects in the City CIP. These projects are at various stages in the project delivery process, and many will need additional funds in future years to be completed.

The Majority of the City's CIP projects are managed by ECP, and the rest are managed by the asset owners, such as the Public Utilities, Environmental Services, Stormwater, and Transportation Departments, to name a few. Projects managed by the AMDs are generally in-kind replacements of assets, such as sidewalk panel replacement, asphalt mill and pave, or pipe replacement projects that do not require extensive design or permitting to complete, and construction is performed with City Forces. ECP also manages small-scale projects that qualify for the Quick Build delivery method, which supports the sheltered competition program and recommendations outlined in the City's Contracting Disparity Study.

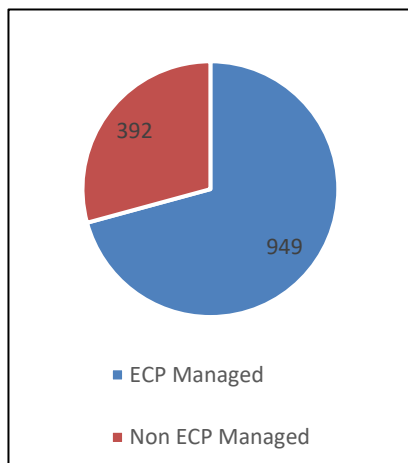


*Beyer Park Update*

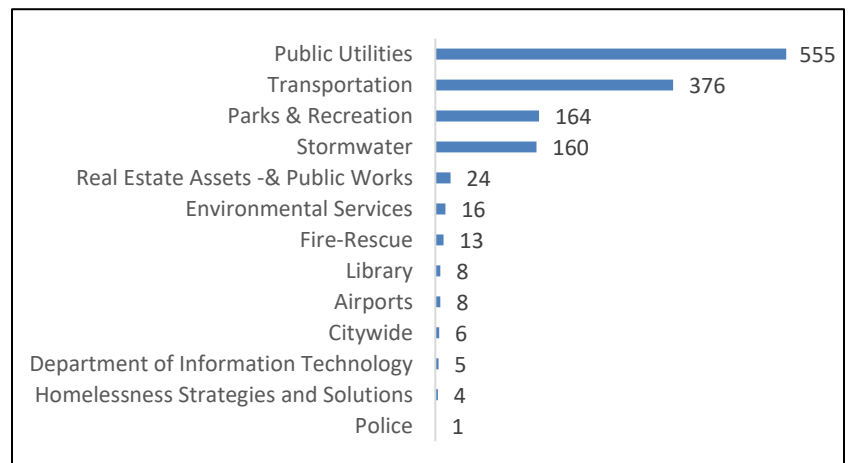
**Figure 4** shows all open CIP projects by the responsible project-delivering department as of June 30<sup>th</sup>, 2025.

**Figure 5** provides the CIP project count by the AMD that will benefit from the completed CIP project.

**Figure 4 – CIP Projects by Project Managing Department**



**Figure 5 – CIP Projects by Asset Managing Department**



## CIP PERFORMANCE MEASURES AND KEY PERFORMANCE INDICATORS

Performance measures evaluate CIP achievements during a fiscal year and compare annual performance to inform program improvements and guide the program toward enhanced results.

**Table 1** compares measures from Fiscal Years 2024 and 2025.

**Table 1 - CIP Performance Measures**

	FY 2024	FY 2025
CIP Project Expenditures	\$1.04 billion	\$1.14 billion
CIP Project Encumbrances	\$1.11 billion	\$1.33 billion
Active CIP Projects	1,388	1,341
Total Construction Contracts Value Awarded for CIP Projects	\$631.6 million	\$613.1 million
Overlay miles completed FY 2025 Goal: 125 lane miles	145 lane miles	182 lane miles
Water main construction contract awarded miles.	33.99 miles	14.62 miles
Sewer line construction contract awarded miles.	43.35 miles	13.38 miles
Water main completed miles. Goal: 20 miles	19.82 miles	22.01 miles
Sewer line completed miles. Goal: 40 miles	13.89 miles	19.36 miles
Average calendar days from bid opening to construction contract award. Goal: 90 days	75 days	81 days
CIP contracts awarded to SLBE/ELBE firms. Goal: 15% of total contract value	21%	20%

All companies seeking to do business with the City must show a good faith effort that they have taken steps to attract and utilize Small Local Business Enterprise (SLBE) and Emerging Local Business Enterprise (ELBE) firms to comply with the Equal Opportunity Contracting Program requirements. The City aims to award 15% of CIP contracts to SLBE and ELBE firms. In Fiscal Year 2025, 20% of CIP contracts were awarded to SLBE and ELBE firms, exceeding this target. **Table 2** summarizes contract awards to city-certified Small Local Business Enterprises/Emerging Local Business Enterprises (SLBE/ELBE) Program firms in Fiscal Year 2025.

**Table 2 – EOC Awards**

	Total Award Amount	SLBE/ELBE Total*	SLBE/ELBE Percent
Construction Contracts	\$508,464,995	\$104,127,780	20%
A&E Agreements	\$139,491,509	\$23,770,102	17%
Total	\$647,956,504	\$172,897,882	20%

\*The totals exclude State and federally funded, emergency, Job Order Contracting (JOC), and sole source projects.

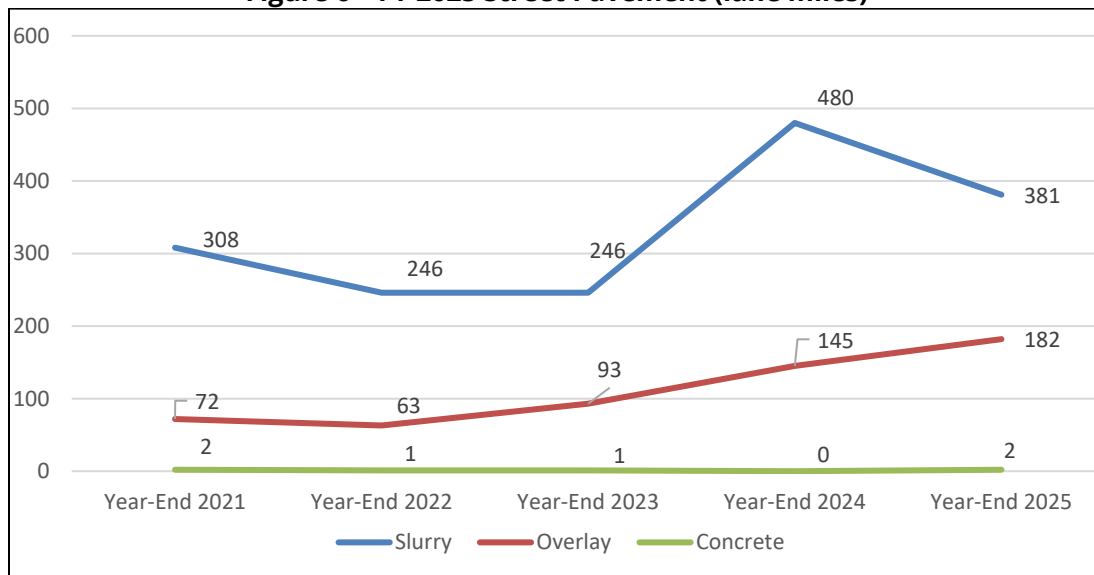


## STREET PAVEMENT REPAIR PROGRAM

The Street Pavement Management Program aims to achieve and maintain an average street network Pavement Condition Index (PCI) of 70 or greater. The PCI is an assessment of the pavement condition of City streets. The 2023 Pavement Condition Assessment determined that the PCI was 63, 8 points less than the last condition assessment performed in 2016. Mileage goals were exceeded in Fiscal Year 2025, as a result, it is estimated that the PCI is now 65, an increase from the PMP's originally projected PCI of 63 for Fiscal Year 2025.

To achieve and maintain a PCI of 70 in the next 10 years, an average of 608 Lane miles should be repaired annually through maintenance (slurry seal/cape seal) and rehabilitation (overlay/reconstruction) activities, based on analysis performed by the Transportation Department. The Fiscal Year 2025 goal was to repair 356.8 lane miles. This includes approximately 1.8 lane miles of concrete panel replacement, 230 lane miles of surface seal, and 125 lane miles of overlay. Between July 1<sup>st</sup>, 2024 and June 30<sup>th</sup> 2025, 2 lane miles of concrete panels, 380.3 lane miles of surface seal and 181.87 lane miles of overlay were completed for a total of 564.17 lane miles.

**Figure 6 – FY 2025 Street Pavement (lane miles)**



## WATER PIPELINE REPLACEMENT PROGRAM

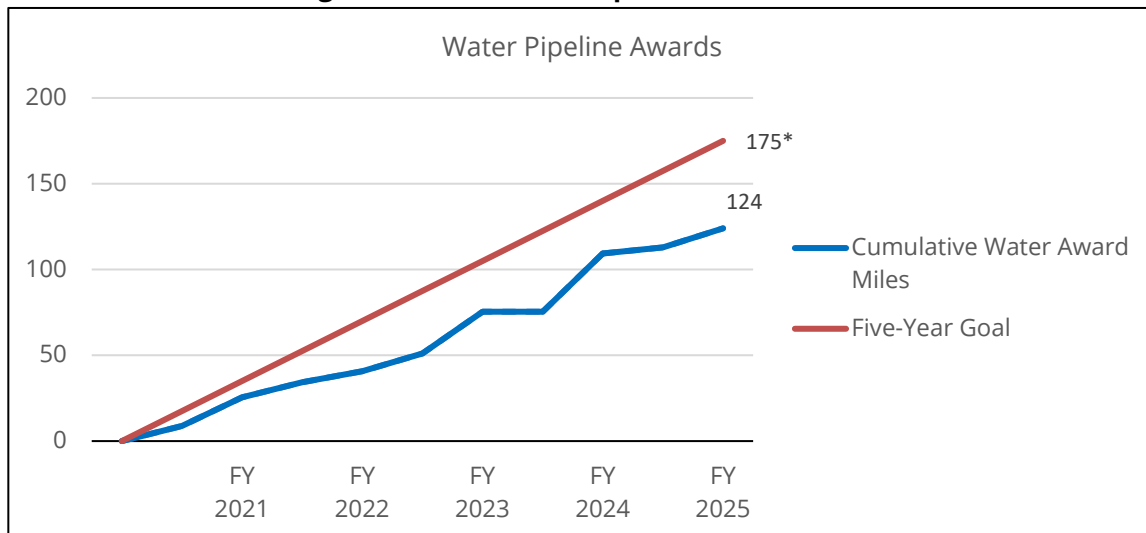
The Public Utilities Department (PUD) and ECP established a target of awarding contracts for 175 miles of water main replacements between Fiscal Year 2021 and Fiscal Year 2025, averaging 35 miles per year. This goal aligned with best management practices to sustain service levels and reduce water main breaks.

During Fiscal Year 2025, 14.62 miles of water pipeline contracts were awarded, while 21.7 miles of pipeline were replaced. Additionally, approximately 17.5 miles of water pipeline projects were advertised for bidding. Also, during Fiscal Year 2025, PUD and ECP began reevaluating the program for cost and operational necessity. This resulted in 65 projects that would have replaced approximately 100 miles of water pipeline being placed on hold. **Figure 7** illustrates the cumulative progress of awarded contracts for water main replacements.

In addition to the impacts of projects placed on hold in Fiscal Year 2025, the water pipeline program's five-year overall cumulative goal of 175 miles was significantly impacted by the pandemic. Standard project design delivery, and construction execution in fiscal years 2021 and 2022 faced challenges related to the availability of skilled labor and the volatility of prime materials, ultimately impacting the anticipated delivery of this program and other objectives across the region. While ECP made significant strides in recent fiscal years in delivering new projects, the lingering effects of high project costs and skilled labor continued to affect the delivery of the CIP.

Looking ahead, PUD is placing greater emphasis on the replacement and rehabilitation of critical facilities such as pump stations and dams to ensure the long-term reliability and resilience of its water system. As a result of this shift in priorities, the Water Main Replacement Program will be significantly reduced. Rather than being driven by a specific mileage goal, the program will now focus on pipeline segments identified as most critical and most likely to fail, resulting in fewer water main replacement contracts than in previous years.

**Figure 7 - Water Main Replacement Contracts**



\*Original goal of 175 miles was reduced by PUD in FY25 to 149.23 miles

## SEWER PIPELINE REPLACEMENT PROGRAM

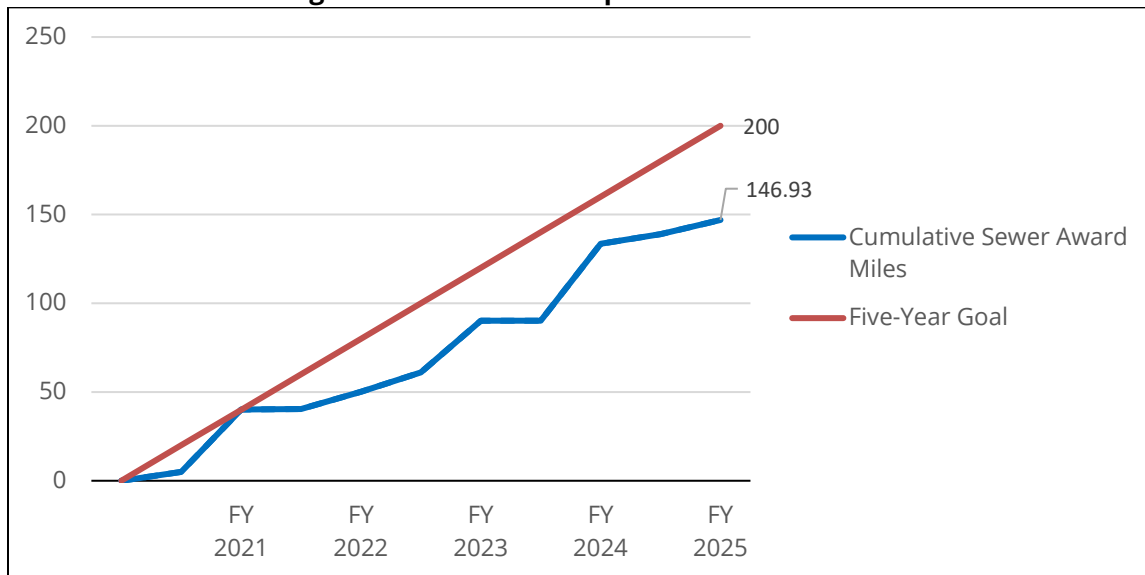
PUD and ECP established a target of awarding contracts for 200 miles of sewer main replacements between Fiscal Years 2021 and 2025, averaging 40 miles per year. This goal aligned with best management practices to sustain service levels and reduce sewer spills.

During Fiscal Year 2025, 13.38 miles of sewer pipeline replacement or rehabilitation contracts were awarded, while 19.7 miles of sewer pipeline were successfully replaced or rehabilitated. Additionally, approximately 9.8 miles of sewer pipeline projects were advertised for bidding. Also, during Fiscal Year 2025, PUD and ECP began reevaluating the program for cost and operational necessity. This resulted in 69 projects that would have replaced or rehabilitated approximately 120 miles of sewer pipeline being placed on hold. **Figure 8** illustrates the cumulative progress of awarded contracts for sewer main replacements.

In addition to the impacts of projects placed on hold in Fiscal Year 2025, the pandemic significantly impacted the sewer pipeline program's five-year overall cumulative goal of 200 miles. Standard project design delivery, and construction execution in fiscal years 2021 and 2022 faced challenges related to the availability of skilled labor and the volatility of prime materials, ultimately impacting the anticipated delivery of this program and other objectives across the region. While ECP made significant strides in the recent fiscal years in delivering new projects, the lingering effects of high project costs and skilled labor continued to affect the delivery of the CIP.

Looking ahead, PUD is placing greater emphasis on replacing and rehabilitating critical facilities such as pump stations and dams to ensure the long-term reliability and resilience of its sewer system. As a result of this shift in priorities, the Sewer Main Replacement program will also be significantly reduced, similar to the water main replacement program. Rather than being driven by a specific mileage goal, the program will focus on pipeline segments identified as most critical and likely to fail, resulting in fewer sewer main replacement contracts than in previous years.

**Figure 8 - Sewer Main Replacement Contracts**



\*Original goal of 200 miles was reduced by PUD in FY25 to 182.49 miles

## CIP PROJECT HIGHLIGHTS

It is important to note that all project completion timelines remain contingent upon funding availability as projects progress through the delivery process. This section highlights a select number of significant projects managed by the Engineering & Capital Projects Department that achieved key milestones during Fiscal Year 2025. These milestones include projects that have entered the Planning or Design phases, advanced to the Bid/Advertise stage, received a Limited Notice to Proceed (construction contract awarded), commenced construction with a Notice to Proceed, reached Substantial Completion, or received a Notice of Completion (construction finalized).

**University Avenue Complete Street Phase1 (WBS# S18001) – In Construction.****Asset Managing Department:** Transportation**Planned Total Cost:** \$13,484,777.10**Estimated Construction Cost:** \$7,994,359**Council District:** 9

**Project Description:** This project will enhance pedestrian safety on University Avenue between Fairmount Avenue and Euclid Avenue. It includes installing three roundabouts and medians with enhanced pedestrian crossings, new pavement and storm drains, wider sidewalks, landscaping and trees along this portion of University Avenue. Construction activities will be completed in the Fall of 2025.

**Palm Avenue Interstate 805 Interchange (WBS# S00869) – Started Bid/Advertisement Process.****Asset Managing Department:** Transportation**Planned Total Cost:** \$51,730,633.53**Estimated Construction Cost:** \$31,500,000**Council District:** 8

**Project Description:** The project will widen the existing Palm Avenue bridge over the I-805 and upgrade the existing on/off ramps. This project is being delivered via a cooperative agreement with Caltrans. Caltrans is the lead agency and is currently undertaking the bid and award process for a contractor to deliver the construction activities. Construction is anticipated to begin in Fiscal Year 2026.



**AC Overlay Group 2402 (WBS# B24012) – In Construction****Asset Managing Department:** Transportation**Planned Total Cost:** \$21,366,287.57**Estimated Construction Cost:** \$16,488,929.85**Council District:** 1, 6, 5, 2

**Project Description:** The project scope includes paving approximately 32.15 lane miles of existing asphalt roads. The project will also include the following improvements: curb ramps, cross gutter, curb and gutter replacement, sidewalks, traffic signal timing loops, utility adjustments, including sewer manholes, storm drains, water valves, survey monuments, outside utility valves, etc., along the 10.87 miles. 30.3 lane miles were paved in Fiscal Year 2025, and an additional 1.85 miles are anticipated to be delivered in Fiscal Year 2026.

**Rolando Improv 2 (WBS# B21031 and B21033) – Construction started.****Asset Managing Department:** Public Utilities**Planned Total Cost:** \$32,513,845.47**Estimated Construction Cost:** \$23,914,495.00**Council District:** 9

**Project Description:** Construction of Rolando Improv 2 consists of the installation of approximately 6,969.73 linear feet of 8-inch water mains, including all associated water services, fire hydrants, valves, water meters and other appurtenances. Construction also consists of the rehabilitation of approximately 4,972.83 linear feet of 6-inch and 8-inch sewer mains and the installation of approximately 7,420.44 linear feet of 8-inch sewer mains, including associated laterals, manholes, cleanouts, and other appurtenances. Curb ramps, resurfacing, and all other work and appurtenances are included in the project scope.



### Fire Station 48 (WBS# S15015) – Design Build Contract Awarded

**Asset Managing Department:** Fire-Rescue

**Planned Total Cost:** \$32,000,000

**Estimated Construction Cost:** \$25,850,000

**Council District:** 5

**Project Description:** Fire Station 48 will be a new 11,500 square foot station that will accommodate ten crewmembers and include an apparatus bay, dorm rooms, kitchen, watch room, ready room, station alerting system, and training room/multipurpose room. The new station will be located on Carmel Valley Road and Winecreek Road in the Black Mountain Ranch community area. Construction is anticipated to be complete in Fiscal Year 2029. The RFP procurement process for a design-build contractor was completed in Fiscal Year 2025. Design began in Fiscal Year 2025 and is anticipated to be completed in Fiscal Year 2026. Construction is anticipated to begin in Fiscal Year 2026 and be completed in Fiscal Year 2028.





**Jamacha Drainage Channel Upgrade (WBS# B14078)** – Design started.**Asset Managing Department:** Stormwater**Planned Total Cost:** \$120,442,349.10**Estimated Construction Cost:** \$87,697,128.00**Council District:** 4


**Project Description:** The project will improve stormwater infrastructure between Imperial Ave and Beacon Dr. The project benefits include green space, water quality improvements, increased waterway capacity, a new multi-purpose trail, and a new pedestrian bridge. The proposed improvements include: Increasing Jamacha Waterway Capacity; upsizing six storm drain culverts; installing a water quality basin; providing green space; installing a multi-purpose trail/path; and a new pedestrian bridge. This project will be in design through Fiscal Year 2027.

**PURE WATER SAN DIEGO**

Pure Water San Diego is an integrated water and wastewater capital effort to provide a local water supply by turning recycled wastewater into drinkable water through advanced purification technology. At complete build-out, Pure Water San Diego will provide nearly half of the City's forecasted water needs.

The project is expected to be built in two phases. Phase 1 will produce 30 million gallons of water per day (mgd) in the northern part of the City, followed by Phase 2, which could produce up to an additional 53 mgd in the central part of the City. Further project details are available on the [Public Utilities Sustainability Page](#).

\$1.42 billion has been expended on Pure Water San Diego Phase 1 and Phase 2 projects through June 30, 2025. An in-depth update was provided to the City Council in April 2025 and is available with additional details [here](#).



## AWARD-WINNING CIP PROJECTS

Executing the CIP portfolio of projects is complex due to the volume and variety of funding sources, asset types, project delivery methods and priorities. Still, despite these challenges, ECP continues to deliver award-winning projects. In Fiscal Year 2025, ECP received 26 awards, including an APWA Project of The Year Award, an ASCE San Diego Section Award, and a SEAOSD Historic Preservation Award. Details for the award-winning projects can be found in **Exhibit C**.

## INDUSTRY OUTREACH

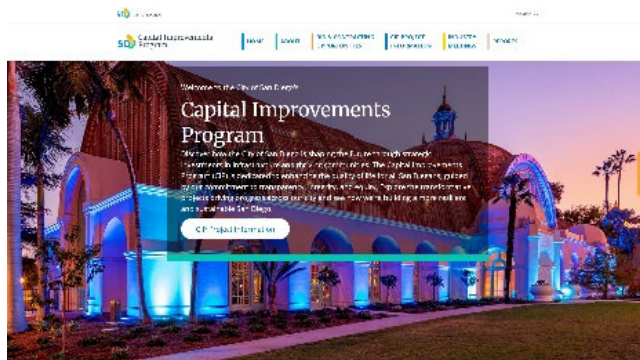
ECP actively promotes outreach and awareness of CIP projects and contracting opportunities in alignment with the Capital Improvements Program Transparency Policy Section H.5. This effort includes regular meetings with Small Local Business Enterprises/Emerging Local Business Enterprises (SLBE/ELBE) firms and professionals in the consulting and construction industries. **Table 3** highlights the outreach events conducted during Fiscal Year 2025, including engagements with the Regional Construction Procurement Committee (RCPC), which oversees major infrastructure project procurement throughout San Diego County.

Beyond hosting regular meetings with SLBE/ELBE firms and industry professionals, ECP has actively participated in various industry events hosted by organizations such as the American Public Works Association (APWA), Associated General Contractors of America (AGC), American Council of Engineering Companies (ACEC), American Society of Civil Engineers (ASCE), the Construction Network, and San Diego County Building & Construction Trades Council. These initiatives aim to enhance awareness of contracting opportunities, streamline processes, and encourage collaboration between regional and national construction firms and the City in delivering the CIP program.

**Table 3 – FY 2025 Year-End Industry Outreach and Regional Coordination Meetings**

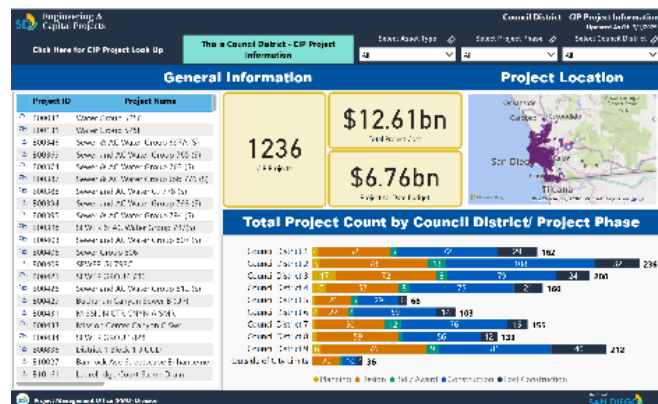
Date	Meetings Title	Registrants
07.24.2024	S/ELBE	34
07.31.2024	RCPC	22
08.21.2024	Consultant	82
09.26.2024	Construction	31
10.23.2024	S/ELBE	44
11.06.2024	RCPC	26
11.20.2024	Consultant	55
12.12.2024	Construction	32
1.22.2025	S/ELBE	52
2.19.2025	Consultant	123
4.2.2025	Construction	44
4.9.2025	RCPC	29
4.23.2025	S/ELBE	21
5.21.2025	Consultant	76
6.25.2025	Construction	30

## TRANSPARENCY IN ECP



bridges to Pure Water—while clear, accessible text explains the CIP's purpose and how projects are selected and prioritized.

User-friendly tabs and links make it easy to find key resources, including public reports and bid and contracting opportunities. The site's standout feature is a suite of three interactive dashboards—CIP Project Look Up, Street Overlay Paving Tracker, and CIP Project Map Viewer—that provide real-time information about active CIP projects. These tools allow users to search by street address, project number, or Council District, offering a highly customizable experience.



Designed with transparency and equity in mind, these tools allow residents to easily access up-to-date information on capital projects, understand how resources are being allocated, and see the direct impact of improvements within their communities. The dashboards also create a direct pathway for the public to connect with City project teams, allowing them to request additional details, data, or clarification about specific projects. This ensures open communication and accountability throughout every stage of delivery.

## INTER-AGENCY AGREEMENTS

The City collaborates with various agencies to develop specific CIP construction projects, either in part or in whole, through executed inter-agency agreements. These agreements define project delivery responsibilities and cost-sharing requirements, ensuring coordinated efforts between stakeholders. **Exhibit D** provides a comprehensive list of active projects with inter-agency agreements, in accordance with CP 000-31 Section E.1.

## PROJECT LABOR AGREEMENT

On January 30, 2024, the City Council approved the implementation of a comprehensive Citywide Project Labor Agreement (PLA), which introduced various conditions and requirements for most City-funded construction projects.

During Fiscal Year 2025, 12 covered projects subject to the Citywide PLA were advertised, and three covered projects were awarded. Additionally, one Pre-Job Conference was held. The City also launched its [Citywide PLA Website](#) to provide information and resources and published the first [Citywide PLA Annual Report for Fiscal Year 2025](#).

Effective July 1, 2026, the PLA applicability threshold will be lowered to include all CIP projects with an Engineer's Estimate of \$1 million or more. This change is expected to significantly expand PLA implementation, with over 90% of the program's contracts incorporating PLA requirements.

## BID ENVIRONMENT

In Fiscal Year 2025, the City awarded 44 construction contracts across multiple asset types, generating 129 bids from 55 contractors. Twenty-seven contractors received at least one award, with 10 securing multiple contracts, reflecting a healthy level of competition. Average bids per contract varied by asset type, with Parks and Transportation projects attracting the most interest (3.67 and 3.21 bids per contract, respectively) and Building projects the least (1.67 bids), likely due to complexity. Several firms received multiple awards, demonstrating strong market presence. **Table 4** provides a summary of awarded contracts by asset type.

**Table 4 - FY 25 Awarded Contract Bid Per Contract Ratio Per Asset Type**

Asset Type	Number of Contracts	Number of Bids	Bid Per Contract
Trans – Roadway	5	19	3.8
Trans - Ped Fac - Sidewalks	3	14	4.6
Trans - Signals - Traffic Signals	3	11	3.6
Slurry Seal	8	17	2.1
Water/Sewer - Pipelines	9	28	3.11
Water/Sewer - Pump Stations	2	2	1.00
Stormwater	7	20	2.86
Parks	3	11	3.67
Buildings	4	7	1.75
Total	44	129	-
		Overall	2.93

While bid activity remained generally consistent, regional trends indicate a decline in participation among other agencies. This underscores the importance of ongoing monitoring to maintain a competitive and equitable bidding environment. To support this, ECP, in concert with P&C, continues to explore and implement strategies to strengthen competition and broaden contractor engagement. These efforts include expanding outreach to small, local, and underrepresented businesses; hosting pre-bid workshops and networking events to familiarize firms with City procedures; enhancing access to project information through online dashboards and the PlanetBids portal; and streamlining procurement processes to reduce administrative burdens. Additionally, the department continues to evaluate bid thresholds, contract packaging methods, and Quick Build opportunities to attract a wider

pool of qualified bidders. Through these combined initiatives, ECP aims to foster a fair, transparent, and efficient marketplace that supports the timely, cost-effective delivery of its Capital Improvements Program. A complete listing of all responsive bidders in Fiscal Year 2025 is provided in **Exhibit E**.

## CONSTRUCTION COST ESTIMATING

The comparison of the Engineer's Estimate (EE) to the final contract award amount provides a valuable measure of the City's estimating performance and its responsiveness to market conditions. This analysis evaluates both the accuracy of cost projections and their alignment with actual bid results, offering insight into contractor competitiveness, material and labor cost fluctuations, and broader construction market trends. Understanding how closely the EE reflects awarded contract amounts helps assess the effectiveness of current estimating practices and identify opportunities to improve cost forecasting across different project delivery methods.

Performance results from recent projects, reflected in **Table 5**, show measurable differences between delivery types. For example, among Design-Bid-Build projects, 38.8% of awards were more than 15% above the EE, and Design-Build projects showed a similar rate of 37.5%. Tracking these results over time will help the City evaluate estimating consistency and identify factors influencing cost variability, such as market timing or project complexity. By analyzing these trends, ECP will refine estimating methodologies, strengthen budgeting accuracy, and ensure project funding better reflects current construction market realities.

To further enhance the reliability of cost projections, ECP is implementing several initiatives to improve estimating precision and consistency. These efforts include expanding the use of historical bid data and industry benchmarking tools, integrating real-time cost indices for materials and labor, and adopting standardized estimating templates to promote uniformity across project teams. ECP is also enhancing collaboration between construction managers and project managers to improve constructability assessments and contingency planning early in the project development process. Additionally, the Department is investing in staff training and certification programs to enhance technical proficiency and increase awareness of evolving market trends.

**Table 5 – Engineer's Estimate (EE) vs Contract Award Amount**

Delivery Method	Number of Contracts	Number of Awards 15% over EE	% of Awards Over 15% of EE
Design Bid Build	36	14	38.8%
Design Build	8	3	37.5%

## CHANGE ORDERS

Change orders under \$1 million are executed under Mayoral delegated authority. Per the CIP Transparency Policy (Section G.1), ECP is required to report change orders between \$500,000 and \$1 million for CIP projects. Additionally, the Pure Water Program has a higher delegated authority, allowing for change orders of up to \$2 million. To ensure transparency, details of projects with change orders ranging from \$500,000 to \$2 million are included in **Exhibit F**. During Fiscal Year 2025, 28 change orders met this reporting threshold.



Furthermore, [Ordinance O-20988](#) mandates that the City Council be notified in writing of Utilities Undergrounding Program (UUP) Construction Change Orders (CCOs) exceeding \$200,000. No UUP CCOs surpassing this amount were processed in the Fiscal Year 2025. **Table 6** provides a summary of construction change order performance statistics for the Fiscal Year 2025.

**Table 6 – Construction Change Orders through June 30<sup>th</sup>, 2025**

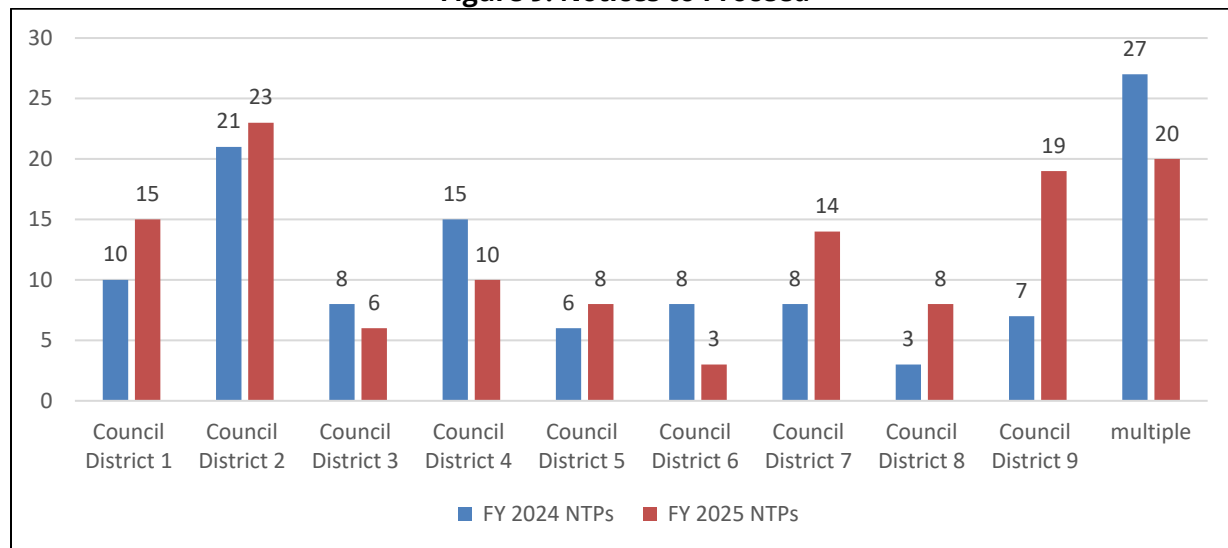
	FY 2024	FY 2025
Change order % (excluding scope changes)	3.9%	3.6%
Total change order cost (excluding scope changes)	\$61,683,430	\$18,556,780

## NOTICES TO PROCEED AND COMPLETION

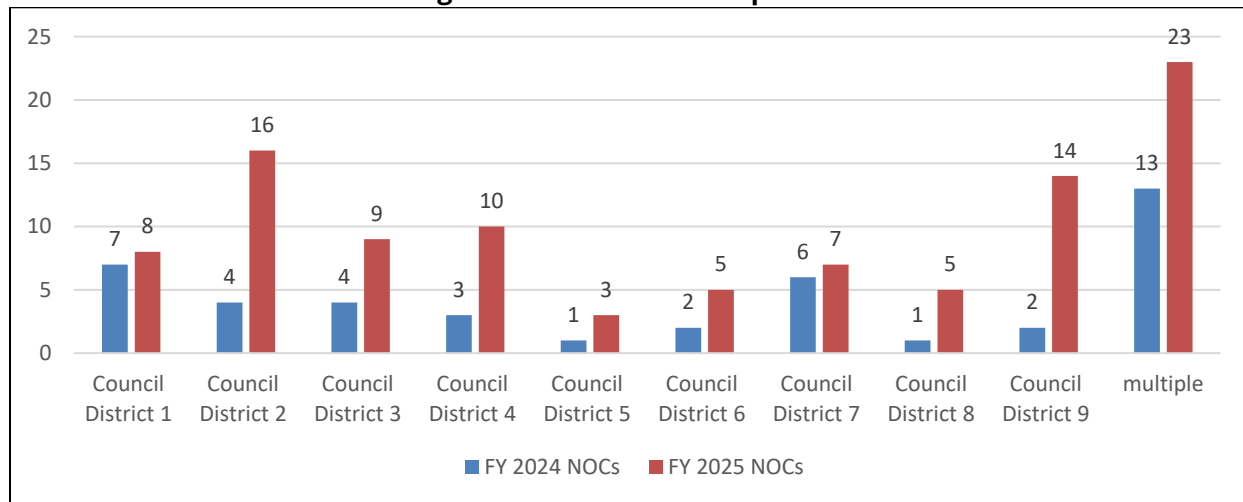
**Figure 9** and **Figure 10** provide a breakdown of the number of projects that have commenced construction and received a Notice to Proceed (NTP) or have completed construction and received a Notice of Completion (NOC) during the Fiscal Years 2024 and 2025, categorized by Council District.

In Fiscal Year 2025, 126 NTPs were issued, an increase from 113 NTPs in Fiscal Year 2024. Similarly, 100 NOCs were issued in Fiscal Year 2025, up from 43 NOCs in Fiscal Year 2024, reflecting continued progress in project delivery.

**Figure 9: Notices to Proceed**





**Figure 10: Notices of Completion**

**Exhibit G** includes a list of Fiscal Year 2025 Notices of Completion per CP 000-31 Section D.2.

## CONSTRUCTION MANAGEMENT CONTRACTS

The Construction Management (CM) teams are structured to provide comprehensive construction management and inspection services for all types of CIP projects. To accommodate peak workloads and address projects requiring specialized expertise, CM teams utilize as-needed CM consultant contracts on a case-by-case basis. Under these contracts, consultants may be assigned full or partial project responsibilities. Currently, consultant-supported projects include water and wastewater pipelines, buildings, bridges, and roadway paving. However, CM consultants are only authorized for City-issued projects and cannot be used for ECP-inspected private permits.

To determine if a project requires consultant CM services, an analysis of the project package is conducted to assess the necessary services for successful delivery. The CM team then evaluates staff workload capacity and the technical expertise required. If in-house staff cannot fulfill the project's needs, a CM task is assigned to support the construction team. For large-scale projects, a tailored project-specific Request for Proposal (RFP) is issued.

The Pure Water program involves multiple CM consultants who were previously authorized by the City Council. **Table 7** provides a status update on current As-Needed Construction Management contracts as of December 31, 2024.

**Table 7 - Status of Existing As-Needed Construction Management Contracts**

As-Needed Construction Management Contracts	Task Orders Issued FY 2025	Cumulative Task Orders Issued	Task Order Value (\$) FY 2025	Cumulative Task Order Value (\$)	Remaining Contract Capacity (\$)
Ghirardelli (Non-WIFIA)	1	1	\$22,032	\$22,032	\$14,977,968
Richard Brady (Non-WIFIA)	5	5	\$6,744,273	\$6,744,273	\$8,255,727
Kleinfelder (Non-WIFIA)	5	5	\$976,946	\$976,946	\$14,023,051
<b>As-needed subtotal</b>	<b>11</b>	<b>11</b>	<b>\$7,743,251</b>	<b>\$7,743,251</b>	<b>\$37,256,746</b>
Kleinfelder (WIFIA)	0	0	\$0	\$0	\$15,000,000
Harris (WIFIA)	0	0	\$0	\$0	\$15,000,000
Ardurra (WIFIA)	1	1	\$276,083	\$276,083	\$14,723,916
<b>As-needed subtotal</b>	<b>1</b>	<b>1</b>	<b>\$276,083</b>	<b>\$276,083</b>	<b>\$44,723,916</b>
Parsons-Black & Veatch Joint Venture	1	11	\$21,219,457	\$63,609,628	\$46,390,372
CH2M Hill Engineers Inc.	0	7	\$12,270,052	\$63,007,074	\$21,992,925
<b>Pure Water Subtotal</b>	<b>1</b>	<b>18</b>	<b>\$33,489,509</b>	<b>\$126,616,702</b>	<b>\$68,383,297</b>
<b>Total</b>	<b>13</b>	<b>30</b>	<b>\$41,508,843</b>	<b>\$134,636,036</b>	<b>\$150,363,959</b>

## CONSULTANT AND CONSTRUCTION CONTRACTS

Pursuant to the CP 000-31 Sections C.1 and C.2, a list of [already awarded architectural and engineering consultant contracts](#) and a [forecast of planned construction contract awards](#) is available online.

## CONTRACTOR PERFORMANCE AND EVALUATIONS

ECP completes contractor performance evaluations at key project construction milestones, typically at 30% and 60% completion, and again at project closeout. Each evaluation assigns an overall rating of Outstanding, Above Satisfactory, Satisfactory, Needs Improvement, or Unsatisfactory. A final Unsatisfactory rating carries significant consequences. In coordination with the City Attorney's Office, ECP recently updated and implemented the contractor performance evaluation process and template to improve clarity, accountability, and enforcement of the City's requirements and standards. The updated process captures relevant performance information to support informed responsibility determinations for future bids, in accordance with SDMC §22.0807.

Contractor evaluations are required for every CIP project, and help to assess performance across seven key categories:

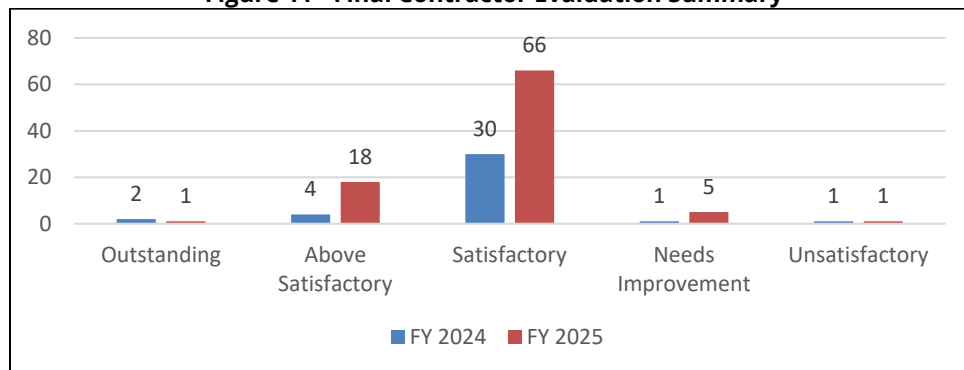
- Contract Administration
- Compliance with Contract Documents
- Construction Quality
- Safety
- Stormwater / Best Management Practice Compliance
- Cooperation, Professionalism, Communication, and Public Outreach
- Subcontracting Performance and Management (new category added to strengthen accountability, support schedule and budget adherence, and minimize community impacts.)

Final Unsatisfactory evaluations may result in debarment under SDMC §22.0807:

- Two Unsatisfactory evaluations within two consecutive years may result in a two-year debarment.
- Three Unsatisfactory evaluations within three consecutive years may result in a three-year debarment.
- Four Unsatisfactory evaluations within four consecutive years may result in permanent debarment.

Overall contractor performance has remained steady, with most contractors meeting satisfactory expectations. During Fiscal Year 2025, 91 final project evaluations were completed. The results are summarized in **Figure 11**.

**Figure 11 - Final Contractor Evaluation Summary**



## EMERGENCY CIP PROJECTS

When emergency projects are initiated, the initial steps involve defining the scope of work in coordination with the selected contractor. Establishing a complete scope often requires preliminary investigative efforts, including surveying, design development, and geotechnical assessments. To commence the City Council notification and contracting processes, a preliminary cost estimate is required. For straightforward emergency projects, this estimate may be prepared internally to expedite initiation; however, in most cases, the contractor provides the estimate once sufficient investigative work has been completed and the project scope is clearly defined. In Fiscal Year 2025, a total of 15 new emergency projects were declared, representing a combined estimated completion cost of approximately \$50 million. **Table 8** lists Fiscal Year 2025 emergency CIP Projects declared between July 1 and June 30<sup>th</sup>, 2025.

Table 8 – FY 2025 Emergency Projects

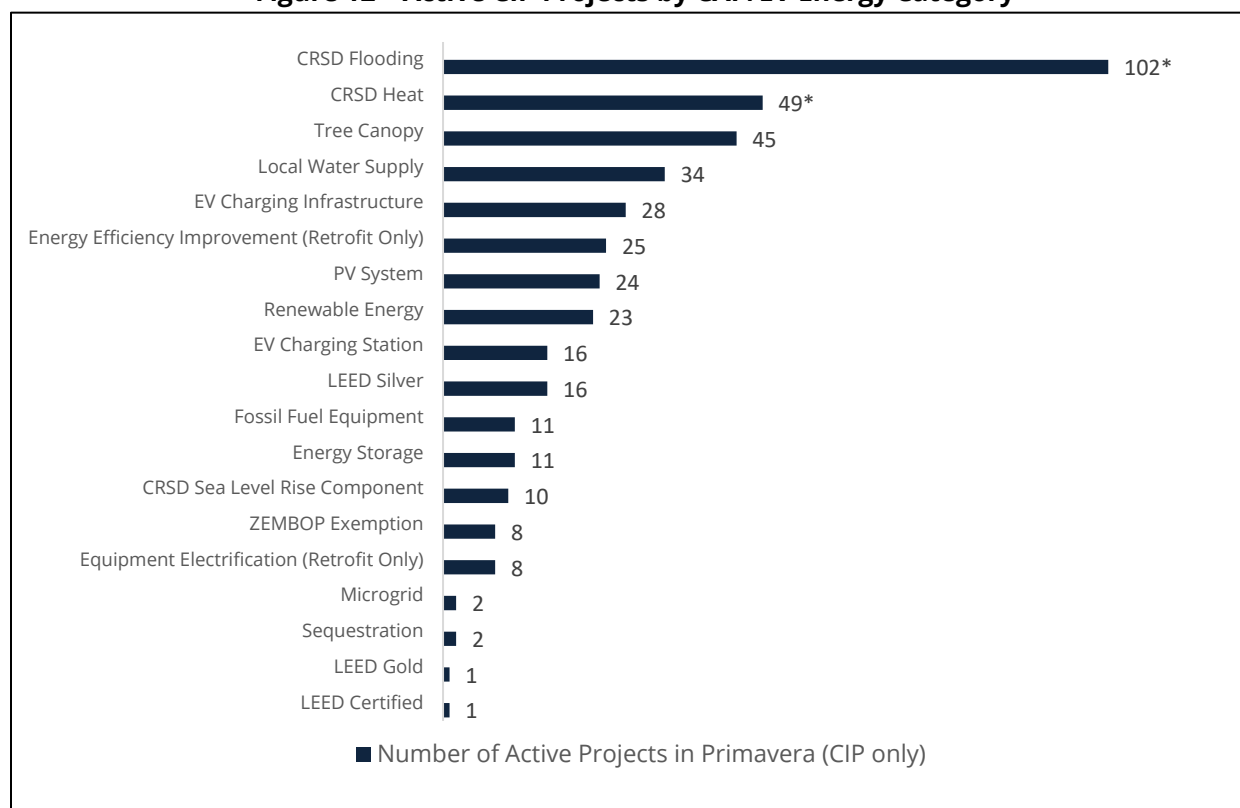
Name	Contractor	Initial Contract Estimate	Council Memo Date	Description
<b>Citywide</b>				
South Chollas Yard Emergency Repairs	Orion Construction	\$9,802,940	12/30/2024	Emergency repairs for South Chollas Yard
<b>Total – Citywide</b>		\$9,802,940		
<b>Fire-Rescue</b>				
Mission Beach Lifeguard Station Emergency	Cass Arrieta	\$3,000,000	7/21/2025	Structural investigation and safety repairs
<b>Total – Fire-Rescue</b>		\$3,000,000		
<b>Public Utilities</b>				
Pacific Highway Sewer Repair	Cass Arrieta	\$1,800,000	11/4/2024	Sewer main replacement project
<b>Total – Public Utilities</b>		\$1,800,000		
<b>PUD Water</b>				
Dulzura Conduit Repair	TC Construction	\$1,000,000	Pending	Conduit repair
<b>Total – PUD Water</b>		\$1,000,000		
<b>Stormwater</b>				
Pump Station B Storm Drain Rehab Emergency	Cass Arrieta	\$2,000,000	11/4/2024	Pump station and drain repairs
3635 7th Avenue	Cass Arrieta	\$5,700,000	8/20/2024	Storm drain replacement and lining
5989 USD Storm Drain	TC Construction	\$4,000,000	11/4/2024	Storm drain replacement to prevent sinkhole
1655 S 32nd St Storm Drain Emergency	Orion Construction	\$3,500,000	1/3/2025	Storm drain pipe replacement
6790 Friars Road Storm Drain Emergency	Orion Construction	\$3,000,000	12/30/2024	Storm drain sinkhole repair
2650 Broadway St. S/D Emergency	Orion Construction	\$3,000,000	4/15/2025	Storm drain and inlet replacement
Pump Station H Force Main	Orion Construction	\$250,000	4/15/2025	Force main pipe replacement
4918 and 4980 Canterbury Dr Storm Drain Emergency	KTA	\$4,750,000	5/7/2025	Storm drain replacement and slope repair
7351 Prairie Mound	Cass Arrieta	\$3,000,000	Pending	Temporary storm drain repair
3547 Syracuse Ave	Cass Arrieta	\$3,000,000	Pending	Emergency storm drain and sinkhole repair
12270 World Trade Dr. Storm Drain Emergency	TC Construction	\$2,000,000	5/5/2025	Storm drain replacement and slope restoration
<b>Total – Stormwater</b>		\$34,200,000		
<b>Grand Total - All Emergencies</b>		<b>\$49,802,940</b>		

## CLIMATE ACTION PLAN (CAP)

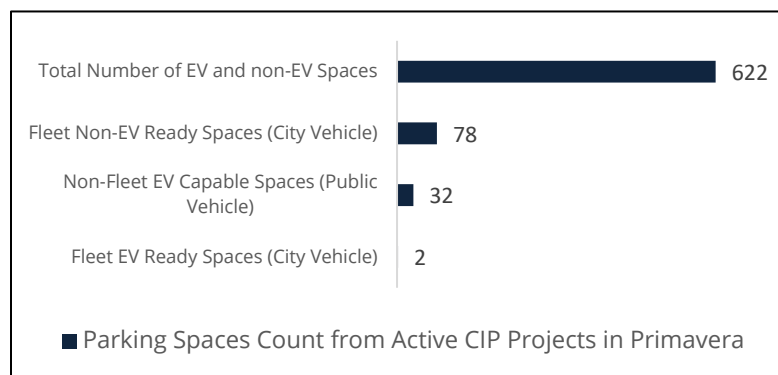
Advancing the CAP is a priority for the CIP across multiple departments and types of projects. Projects contributing to the CAP include landfill improvements, facility clean energy upgrades, Pure Water, and multimodal transportation improvements. Reaffirming this commitment, CP800-14 gives higher weight values to projects with CAP considerations and positive CAP impacts.

ECP tracks various CAP and EV/Energy-related project activities to show the impact that the CIP makes in achieving citywide CAP goals. **Exhibit H** lists CAP project data for all active CIP projects in Primavera (ECP's project scheduling tool). **Figure 12** shows active CIP projects in Primavera by CAP category. **Figure 13** shows a count of active CIP projects in Primavera with EV-related parking spaces. Projects with EV-related parking spaces include: (1) new projects where ECP and DGS-Energy are coordinating with the [City's public EV charging partner](#), EVerged, to design, construct, and install EV charging infrastructure; (2) projects where EV infrastructure – conduit, panels, and/or stub-outs – were installed as part of the CIP-funded project to meet state building code requirements for public charging, which will be utilized by EVerged to install, operate, and maintain the EVSE charging ports; and/or (3) EV infrastructure included in the CIP-funded project to meet future fleet charging needs at the site.

**Figure 12 – Active CIP Projects by CAP/EV Energy Category**



\*Project scope includes the installation of fossil fuel for emergency generators, exempted by the policy, or the project was awarded before ZEMBOP implementation.

**Figure 13 – EV Related Parking Spaces Count (Active CIP Projects)**

## CONCLUSION

The City's Capital Improvements Program (CIP) continues to serve as a foundation for creating a safer, more connected, and better-supported community. Guided by Council Policies 000-31 and 800-14, the program emphasizes transparency, equity, and strategic investment. With more than 1,300 active projects, the CIP is advancing key improvements across public safety, water and wastewater systems, environmental protection, and transportation and mobility infrastructure.

The CIP faces mounting challenges as future budget gaps threaten its long-term viability. Delayed or insufficient funding could slow delivery timelines, drive up costs through inflation and market volatility, and limit the City's ability to address urgent infrastructure needs. These shortfalls could also reduce the scope of key programs and undermine the City's ability to secure external grants, many of which require matching local contributions.

Looking ahead, sustained investment in multimodal infrastructure remains one of the CIP's most critical and visible priorities. Achieving this vision will require stable funding, close coordination across City departments, and transparent communication with the community. The progress achieved so far demonstrates the City's ongoing commitment to maintaining and improving essential infrastructure — and underscores the need for continued investment to meet the evolving needs of San Diegans.



### Transparency Policy Status

Section	Transparency Policy Requirement	Status
B.1	Each CIP project will have a project page that includes the Council District, community plan, project status, duration, Priority Score, project description, project justification, operating budget impact, project schedule, a summary of project changes, funding sources, and a five-year funding plan that includes the current year's funding and the proposed year's funding.	The new revamped <a href="#">CIP website</a> has interactive dashboards that provide timely and transparent information for all CIP projects.
C.1	A summarized list of CIP related Consultant Contracts, valued at \$3 million or less, proposed to be awarded during the upcoming fiscal year will be provided to the City Council in conjunction with the release of the proposed CIP Budget Document.	Industry meeting agendas include a six-month look-ahead of proposed consultant contracts. A long-term outlook is also under development. Similar to the Planned Construction Contract Awards, this look-ahead will be published online.
C.2	A summarized list of CIP related Consultant Contracts, sorted by consultant, that have already been awarded, will also be provided as part of the CIP Budget Document or in conjunction with the release of the Proposed CIP Budget Document by the Purchasing and Contracting Department. The list will include the name of the consultant firm, brief scope of work performed, amount of contract awarded during the current fiscal year, total contract amount, funding source, and EOCP information.	The contract funding source and EOCP information is in the process of being added. Other information, including the fully executed contracts, is already available online.
E.1	For each project, the following information will be provided: Council District, project status, duration, Priority Score, project location and description, project justification, operating budget impact, project schedule, summary of project changes, project delivery method, EOCP subcontracting participation levels, and funding sources and links to bundled projects.	The CIP website has been redesigned to provide timely and transparent information via interactive dashboards. Additional indicators will be added to the interactive dashboards in the near future.

E.1	A summarized list of Inter-Agency Agreements (cooperative agreements) will be posted on the CIP webpage.	This information is included in Exhibit C of this report.
G.1	ECP staff will maintain a database for registering and tracking Change Orders and the awarding of JOC Task Orders.	The Change Order database has been developed, and the results are included as Exhibit D of this Report. A tracking database to allow the reporting of JOC Task Order Awards has also been developed.
G.2	Change Orders executed at a cost between \$500,000 and \$1 million will be listed in the Bi-annual State of Construction Report.	This report includes information on executed change orders as Exhibit D.
G.3	ECP will work with Purchasing and Contracting staff to post a summarized list of Consultant Contract amendments for CIP projects with a change in cost greater than \$200,000 on the CIP webpage.	The CIP webpage has been redesigned and now includes interactive dashboards on project status. Purchasing & Contracting staff are working on including the additional information on consultant contract amendments as part of the new website.
G.4	ECP will work with Purchasing and Contracting staff to post a summarized list of JOC Task Orders that have been awarded to the CIP webpage.	The CIP webpage has been redesigned and E&CP will continue to work with Purchasing and Contracting to include additional information as part of the Project Information tab.
H.3	Staff will make a deliberate effort to provide details on the projects, respond to questions in writing, and be prepared for in-depth discussions when CIP projects are presented to stakeholders. Staff will stand ready to provide briefings or consider any additional feedback upon request by community stakeholders.	This is an ongoing and recurring effort. ECP provides representation at community meetings as requested. Additionally, a CIP Outreach Manager position has been filled within ECP. The recruiting effort for a CIP Outreach Liaison was underway, but due to budget cuts and hiring freeze, it has paused. The CIP Outreach Manager will focus on supporting stakeholder outreach and providing timely responses to inquiries initiated by the Council and the community. Additionally, the new CIP website provides transparent and timely information on CIP projects via interactive dashboards, which aim to make access to information readily available for all.

Asset Owning Dept	Parent	Funded Program	Funded Program Name	Council District	Project Status	PTD Budget	CY Encumbrances	CY Actuals	Remaining Budget	Estimated Project Cost	Future Budget Requirement
Airports	AAA00001	AAA00001	Montgomery-Gibbs Executive Airport	N/A	N/A	\$1,796,309.51	\$5,000.00	\$0.00	\$1,791,309.51	N/A	\$0.00
Airports	AAA00001	B18034	MYF Electrical System Upgrade	7	Closed	\$1,657,868.22	\$0.00	\$1,957.20	(\$0.00)	N/A	\$0.00
Airports	AAA00001	B22146	9690 Aero Drive Roof Replacement	7	Completed	\$755,000.00	\$84,933.78	\$602,110.10	\$18,100.26	\$755,000.00	(\$102,100.26)
Airports	AAA00001	B22157	Terminal Parking Lot East Rehabilitation	7	Released	\$1,558,347.00	\$13,189.80	\$145,732.74	\$1,292,296.76	\$1,558,347.00	(\$1,305,486.56)
Airports	AAA00001	B23012	West Ramp Spider Hanger Rehabilitation	7	Released	\$400,000.00	\$22,589.00	\$130,351.85	\$147,771.27	\$2,073,342.00	(\$1,843,702.27)
Airports	AAA00001	B23013	Unleaded Aviation Fuel Tank	7	Released	\$700,000.00	\$110,929.00	\$12,964.15	\$518,475.00	\$980,000.00	(\$909,404.00)
Airports	AAA00001	B23100	Terminal Ramp Rehabilitation Project	7	Released	\$807,462.08	\$0.00	\$138.26	\$723,667.89	\$8,214,800.00	(\$8,131,005.81)
Airports	AAA00002	AAA00002	Brown Field	N/A	N/A	\$220,200.19	\$0.00	\$0.00	\$220,200.19	N/A	\$0.00
Airports	AAA00002	B19129	Brown Field Taxiways B, C, & G Rehab	8	Released	\$3,300,000.00	\$693,856.40	\$307,523.89	\$538,905.24	\$12,419,986.00	(\$11,344,747.64)
Airports	AAA00002	B21111	Customs & Border Patrol Brown Field Facility	8	Released	\$200,000.00	\$0.00	\$0.00	\$132,927.83	Not in P6	\$0.00
Airports	AAA00002	B25063	Brown Field Terminal Roof Replacement	8	Released	\$1,000,000.00	\$0.00	\$26,791.67	\$973,208.33	\$1,000,000.00	(\$973,208.33)
<b>Airports Total</b>						<b>\$11,395,187.00</b>	<b>\$930,227.98</b>	<b>\$1,228,266.86</b>	<b>\$6,348,862.27</b>		
Citywide	Standalone	P23007	Civic Center Complex Redevelopment	3	Released	\$1,120,954.00	\$0.00	\$404,817.00	\$570.49	\$711,639.00	\$408,744.51
Citywide	Standalone	S12022	Convention Center Phase III Expansion	3	Released	\$1,626,794.01	\$0.00	\$0.00	\$105,217.96	Not in P6	\$0.00
Citywide	Standalone	S17009	101 Ash Improvements	3	Released	\$8,750,448.16	\$0.00	\$0.00	\$161,348.80	\$27,628,948.01	(\$46,668,796.86)
Citywide	Standalone	S23007	Convey District Gateway Sign	6	Completed	\$1,500,000.00	\$0.00	\$289,569.43	\$562,698.80	\$0.00	\$0.00
Citywide	Standalone	S25001	South Chollas Yard Emergency Repairs	4	Released	\$5,000,000.00	\$1,170,921.53	\$3,758,636.80	\$70,241.67	\$10,500,000.00	(\$27,741,163.20)
Citywide	Standalone	T24000	Electronic Positive Response Software	1,2,3,4,5,6,7,8,9	Released	\$500,000.00	\$27,118.38	\$95,694.01	\$377,187.61	Not in P6	\$0.00
<b>Citywide Total</b>						<b>\$18,498,196.17</b>	<b>\$1,198,039.91</b>	<b>\$4,548,917.24</b>	<b>\$1,277,265.33</b>		
Department of Information Technology	ATT00001	B23137	Debt Collections System - RevQ	1,2,3,4,5,6,7,8,9	Completed	\$426,000.00	\$19,650.00	\$406,350.00	\$0.00	Not in P6	\$0.00
Department of Information Technology	ATT00001	B25000	PBF Replacement	Non-City	Released	\$1,000,000.00	\$655,302.07	\$380,919.32	(\$36,221.39)	Not in P6	\$0.00
Department of Information Technology	ATT00001	B25064	Rebuild Fee Data Information System (FDIS)	1,2,3,4,5,6,7,8,9	Released	\$600,000.00	\$366,666.67	\$47,284.91	\$196,048.42	Not in P6	\$0.00
Department of Information Technology	ATT00002	ATT00002	Enterprise Funded IT Projects	N/A	N/A	\$14,451,378.72	\$0.00	\$0.00	\$14,451,378.72	N/A	\$0.00
Department of Information Technology	ATT00002	B25087	Remittance Software Update	1,2,3,4,5,6,7,8,9	Released	\$137,010.80	\$0.00	\$119,613.00	\$17,397.80	Not in P6	\$0.00
Department of Information Technology	Standalone	T25000	SAP Modernization	1,2,3,4,5,6,7,8,9	Released	\$2,960,000.00	\$0.00	\$775,255.79	\$2,184,744.21	Not in P6	\$0.00
<b>Department of Information Technology Total</b>						<b>\$19,574,389.52</b>	<b>\$1,161,231.74</b>	<b>\$1,609,810.02</b>	<b>\$16,803,347.76</b>		
Environmental Services	AFA00001	AFA00001	Landfill Improvements	N/A	N/A	\$615,434.77	\$0.00	\$0.00	\$615,434.77	N/A	\$0.00
Environmental Services	AFA00001	B22030	Arizona St Landfill-Gas Collection Sys Improv	3	Released	\$500,000.00	\$0.00	\$0.00	\$481,887.86	Not in P6	\$0.00
Environmental Services	AFA00001	B22031	South Chollas Landfill-Gas Collection Sys Improv	4	Released	\$400,000.00	\$0.00	\$0.00	\$61,154.00	Not in P6	\$0.00
Environmental Services	AFA00001	B22041	Miramar Place CNG Facility Upgrades	2	Released	\$5,500,000.00	\$454,909.88	\$2,991,658.14	\$300,212.36	Not in P6	\$0.00
Environmental Services	AFA00001	B22079	Landfill Gas Collection Sys Improv-South Miramar	6	Released	\$3,550,000.00	\$7,527.50	\$20,142.48	\$3,487,600.14	Not in P6	\$0.00
Environmental Services	AFA00001	B23000	West Miramar Landfill Central Basin Expansion Proj	6	Released	\$3,755,000.00	\$335,011.63	\$212,891.37	\$3,009,279.24	Not in P6	\$0.00
Environmental Services	AFA00001	B23023	Miramar LF Gas Collection Fac Improv	6	Released	\$4,500,000.00	\$425,334.06	\$98,832.94	\$3,936,556.20	Not in P6	\$0.00
Environmental Services	AFA00001	B23031	Miramar PI Fleet Main Facility Upgrade	6	Released	\$671,600.00	\$0.00	\$38,824.64	\$469,384.22	\$2,904,500.00	(\$2,702,284.22)
Environmental Services	L17000	L17000	Organics Processing Facility	Non-City	Released	\$7,700,000.00	\$17,962,078.65	\$730,968.45	\$55,125,616.86	\$77,233,000.00	(\$226,086,595.51)
Environmental Services	L17000	L17000	Office Trailers/Replacement	Non-City	Released	\$3,000,000.00	\$0.00	\$41,953.92	\$2,924,333.25	Not in P6	\$0.00
Environmental Services	L18002	L180023	Storm Water Basin Improvements	Non-City	Released	\$3,500,000.00	\$232,406.63	\$87,609.99	\$552,408.82	Not in P6	\$0.00
Environmental Services	Standalone	L17000	Miramar Landfill Facility Improvements	Non-City	Released	\$79,042.22	\$0.00	\$0.00	\$79,042.22	N/A	\$0.00
<b>Environmental Services Total</b>						<b>\$104,771,076.99</b>	<b>\$19,730,151.35</b>	<b>\$4,222,871.93</b>	<b>\$71,042,809.94</b>		
Fire-Rescue	L25001	L250011	MB Lifeguard Station Emergency Repair	2	Released	\$500,000.00	\$0.00	\$0.00	\$500,000.00	Not in P6	\$0.00
Fire-Rescue	Standalone	L25001	Mission Beach Lifeguard Station	2	Released	\$500,000.00	\$0.00	\$0.00	\$500,000.00	N/A	\$0.00
Fire-Rescue	Standalone	P24013	SD FR Training Ctr-Feasibility Study	2	Released	\$3,324,264.62	\$228,938.90	\$217,537.00	\$2,672,057.99	\$3,865,264.62	(\$18,903,056.37)
Fire-Rescue	Standalone	P25000	OB Lifeguard Station Replacement Study	6	Released	\$250,000.00	\$0.00	\$110,764.37	\$139,235.63	Not in P6	\$0.00
Fire-Rescue	Standalone	S00784	Fire Station No. 49 - Otay Mesa	2	Released	\$6,336,413.66	\$64,580.00	\$124,435.48	\$1,985,014.46	\$36,000,118.00	(\$248,714,006.80)
Fire-Rescue	Standalone	S10119	North Pacific Beach Lifeguard Station	2	Released	\$330,000.00	\$0.00	\$28,664.59	\$111,194.69	Not in P6	\$0.00
Fire-Rescue	Standalone	S13021	Fire Station No. 50 - North University City	6	Closed	\$14,934,751.74	\$0.00	\$42,495.27	\$0.00	N/A	\$0.00
Fire-Rescue	Standalone	S14017	Fire Station No. 51 - Skyway Hills	4	Released	\$1,200,000.00	\$79,264.55	\$130,941.18	\$101.08	\$31,255,000.00	(\$30,134,727.63)
Fire-Rescue	Standalone	S14018	Fairmount Avenue Fire Station	4	Released	\$2,686,975.72	\$457,342.33	\$353,291.34	\$658,401.76	\$28,000,000.00	(\$138,428,768.37)
Fire-Rescue	Standalone	S15015	Fire Station No. 48 - Black Mountain Ranch	5	Released	\$33,000,000.00	\$24,689,847.58	\$1,833,607.26	\$5,641,870.65	\$33,000,000.00	(\$63,331,716.23)
Fire-Rescue	Standalone	S18007	Fire-Rescue Air Ops Facility - PH II	7	Released	\$3,326,191.14	\$108,691.00	\$179,101.06	\$1,266,148.67	\$23,150,244.70	(\$44,349,137.93)
Fire-Rescue	Standalone	S19003	Torrey Pines Fire Station	1	Completed	\$24,256,000.00	\$204.00	\$3,389,340.84	\$2,514,547.27	\$24,256,000.00	(\$51,026,751.27)
Fire-Rescue	Standalone	S25000	BSU Lifeguard Locker Room Repl	2	Released	\$500,000.00	\$0.00	\$15,475.15	\$484,524.85	Not in P6	\$0.00
<b>Fire-Rescue Total</b>						<b>\$90,144,596.88</b>	<b>\$25,628,870.36</b>	<b>\$6,425,653.54</b>	<b>\$16,473,097.05</b>		
Homelessness Strategies and Solutions	L24002	L240021	NTCH B Barracks Safe Parking	2,9	Completed	\$3,470,000.00	\$98,601.20	\$2,933,540.69	\$235,321.04	\$3,470,000.00	(\$7,243,922.24)
Homelessness Strategies and Solutions	L24002	L240022	Sports Arena C-HRS Occupancy Upgrades	2,9	Released	\$560,000.00	\$261,917.52	\$151,069.55	\$147,012.93	\$560,000.00	(\$408,930.45)
Homelessness Strategies and Solutions	L24002	L240023	Mission Valley Safe Parking Improvements	2,9	Released	\$1,100,000.00	\$0.00	\$35,807.00	\$1,064,193.00	Not in P6	\$0.00
Homelessness Strategies and Solutions	Standalone	S23014	Rose Canyon Safe Parking	2	Completed	\$1,030,543.00	\$0.00	\$188,556.42	\$267,471.38	Not in P6	\$0.00
<b>Homelessness Strategies and Solutions Total</b>						<b>\$6,160,543.00</b>	<b>\$360,518.72</b>	<b>\$3,309,073.66</b>	<b>\$1,683,998.35</b>		
Library	Standalone	S00800	San Carlos Branch Library	7	Released	\$8,436,964.52	\$587,186.57	\$374,745.88	\$5,670,021.82	\$47,500,000.00	(\$140,320,243.87)
Library	Standalone	S00811	Scotch Miramar Ranch Library	5	Released	\$8,771,620.92	\$4,644,838.74	\$1,419,492.49	\$282,444.69	\$11,103,055.92	(\$40,414,885.99)
Library	Standalone	S14023	Pacific Highlands Ranch Branch Library	1	Completed	\$23,716,029.61	\$7,460.30	\$3,218,586.38	\$519,915.80	\$48,570,470.26	(\$122,593,757.27)
Library	Standalone	S20015	Ocean Beach Branch Library	2	Released	\$9,361,278.23	\$0.00	\$116,875.59	\$8,493,526.71	\$12,751,489.00	(\$88,392,671.48)
Library	Standalone	S22010	Old Logan Heights Library Renovation	8	Released	\$6,341,521.00	\$2,956,268.11	\$630,496.53	\$2,202,159.74	\$6,341,521.33	(\$17,841,470.84)
Library	Standalone	S22011	Oak Park Library	4	Released	\$22,153,320.29	\$2,634,062.50	\$2,361,040.68	\$16,658,362.19	\$37,285,000.00	(\$220,849,104.40)
Library	Standalone	S23013	City His Library Performance Annex Imp	9	Released	\$5,615,956.00	\$0.00	\$51,788.28	\$5,564,167.72	\$6,532,680.00	(\$26,078,931.72)
Library	Standalone	S24007	Linda Vista Library Patio Improv	7	Released	\$1,150,000.00	\$0.00	\$0.00	\$1,150,000.00	Not in P6	\$0.00
<b>Library Total</b>						<b>\$86,246,690.57</b>	<b>\$10,900,816.22</b>	<b>\$8,173,882.00</b>	<b>\$41,087,598.47</b>		
Parks & Recreation	ABT00001	B19001	MLK Rec Center Moisture Intrusion	4	Completed	\$2,737,639.67	\$7,707.46	\$52,162.54	\$111,203.48	\$2,815,188.00	(\$5,826,775.27)
Parks & Recreation	ABT00001	B20055	Cowles Mtn Comfort Station Accessibility Upgrades	7	Closed	\$404,531.30	\$0.00	\$2,392.94	\$0.00	N/A	\$0.00
Parks & Recreation	ABT00001	B22009	Adobe Chapel Museum Old Town	2	Released	\$248,224.13	\$32,520.50	\$7,324.95	\$92,276.49	\$481,000.00	(\$1,620,572.86)
Parks & Recreation	AEA00001	AEA00001	Torrey Pines Golf Course	N/A	N/A	\$250,000.00	\$0.00	\$0.00	\$250,000.00	N/A	\$0.00
Parks & Recreation	AEA00001	B17152	Torrey Pines Golf - Repair Storm Drain Outfall	1	Completed	\$2,600,000.00	\$68,636.68	\$43,590.93	\$232,189.34	\$2,600,000.00	(\$300,825.02)
Parks & Recreation	AEA00002	B23071	Ballboa Park Golf Course Improvements	1	Released	\$6,400,000.00	\$0.00	\$157,859.90	\$5,933,162.50	\$6,400,000.00	(\$5,933,162.50)
Parks & Recreation	AGE00001	AGE00001	Resource-Based Open Space Parks	N/A	N/A	\$504,681.00	\$0.00	\$0.00	\$504,681.00	N/A	\$0.00
Parks & Recreation	AGE00001	B18236	Black Mountain Mine Remediation	5	Released	\$1,429,669.41	\$39,114.19	\$37,538.09	\$1,006,085.24	\$1,523,857.50	(\$5,710,960.02)
Parks & Recreation	AGE00001	B19182	Del Mar Mesa Southern Multi-Use Trail	1	Released	\$101,683.09	\$0.00	\$0.00	\$66,376.78	Not in P6	\$0.00
Parks & Recreation	AGE00001	B20054	West Sycamore Staining Area	6	Released	\$4,105,187.79	\$74,837.13	\$144,779.22	\$3,210,000.24	\$3,935,188.00	(\$14,920,401.58)
Parks & Recreation	AGE00001	B20104	Ruffin Canyon Trail	7	Released	\$311,981.35	\$0.00	\$8,985.22	\$165,498.24	\$19,988.44	(\$19,988.44)
Parks & Recreation	AGE00001	B22159	HIKING/EQUESTRAIN TRAIL NEIGHBORHOOD 10	2	Released	\$3,709,243.00	\$27,814.20	\$11,165.00	\$3,671,423.80	\$3,709,243.00	(\$39,173.00)
Parks & Recreation	AGF00004	AGF00004	Mission Bay Improvements	N/A	N/A	\$6,697,442.20	\$743,093.69	\$0.00	\$5,954,348.51	N/A	\$0.00
Parks & Recreation	AGF00004	B10163	Mission Bay Navigational Safety Dredging	1,2	Closed	\$8,638,151.14	\$0.00	\$28,515.85	\$165,891.22	N/A	\$0.00
Parks & Recreation	AGF00004	B17179	Mission Bay Athletic Comfort Station Mod	1	Completed	\$4,064,799.27	\$379,585.80	\$1,933,696.72	\$208,735.91	\$4,064,926.00	(\$4,653,374.44)
Parks & Recreation	AGF00004	B18079	Mission Bay Projects EIR	2	Released	\$7,100,000.00	\$2,629,749.78	\$682,131.01	(\$5,025.37)	Not in P6	\$0.00
Parks & Recreation	AGF00004	B18223	Adult Fitness Course East Shore	3	Completed	\$1,025,307.73	\$0.00	\$15,279.68	\$1,025,307.73	\$1,025,307.73	(\$19,988.44)
Parks & Recreation	AGF00004	B18226	El Carmel Comfort Station Improvements	2	Released	\$3,709,243.00	\$760,522.63	\$1,697,406.83	\$386,831.34	\$3,709,243.00	(\$39,173.00)
Parks & Recreation	AGF00004	B18227	Ventura Comfort Station Improvements	2	Released	\$4,376,611.23	\$2,299,634.20	\$725,028.43	\$738,687.06	\$4,376,61	

Parks & Recreation	AGF00004	B19133	Robb Field Turf & Irrigation Improvement	2	Released	\$4,530,358.00	\$395,721.01	\$152,789.16	\$3,662,099.32	\$22,081,144.00		(\$87,852,038.33)
Parks & Recreation	AGF00004	B19156	Hospitality Point Parking Lot Improvment	2	Released	\$2,750,000.00	\$102,927.50	\$173,766.66	\$358,130.57	\$2,750,000.00		(\$461,058.07)
Parks & Recreation	AGF00004	B19157	Robb Field Parking Lot Improvements	2	Released	\$2,123,000.00	\$128,393.42	\$77,492.22	\$1,647,053.67	\$11,734,746.00		(\$11,477,193.09)
Parks & Recreation	AGF00004	B19158	Dusty Rhodes Parking Lot Improvements	2	Released	\$4,538,862.00	\$29,803.40	\$41,967.80	\$1,321,091.20	\$1,788,629.00		(\$1,515,852.00)
Parks & Recreation	AGF00004	B19159	Sunset Point Parking Lot Improvements	2	Completed	\$1,325,316.46	\$82,734.42	\$53,303.03	\$56,303.03	\$1,541,880.00		(\$15,867,502.89)
Parks & Recreation	AGF00004	B19162	S. De Anza Parking Lot Improvements	2	Released	\$4,331,000.00	\$3,679,938.07	\$139,945.58	\$200,173.03	\$4,572,000.00		(\$4,121,111.10)
Parks & Recreation	AGF00004	B19163	Rose Marie Slams So Parking Lt Improvments	2	Released	\$2,370,537.40	\$81,801.44	\$62,124.33	\$1,781,798.22	\$4,044,832.40		(\$7,582,727.06)
Parks & Recreation	AGF00004	B19172	S. De Anza Comfort Station	2	Released	\$2,708,325.00	\$2,108,557.83	\$127,317.28	\$31,221.09	\$2,708,325.00		(\$2,139,778.92)
Parks & Recreation	AGF00004	B19173	S. De Anza Basketball Courts and Play Area	2	Released	\$4,891,327.08	\$4,103,537.26	\$166,890.85	\$110,594.59	\$7,246,000.00		(\$6,568,804.77)
Parks & Recreation	AGF00004	B19174	Rusty Rhodes Comfort Station Imp	2	Released	\$4,538,034.00	\$138,914.30	\$57,830.98	\$4,109,505.74	\$4,109,505.74		(\$4,631,420.04)
Parks & Recreation	AGF00004	B19175	Robb Field Playcourt	2	Released	\$35,825,825.00	\$85,375.14	\$1,932,770.63	\$1,973,026.00			(\$15,863,770.63)
Parks & Recreation	AGF00004	B19176	Sunset Point Comfort Station Imp	2	Released	\$2,391,000.00	\$1,235,496.22	\$357,198.51	\$388,584.84	\$2,391,000.00		(\$1,624,081.06)
Parks & Recreation	AGF00004	B19179	Hospitality Point Comfort Station Imp	2	Released	\$2,482,289.33	\$398,498.21	\$1,156,894.14	\$229,842.79	\$2,482,289.33		(\$628,341.00)
Parks & Recreation	AGF00004	B19180	Dusty Rhodes Comfort Station Improvement	2	Released	\$2,340,334.00	\$17,110.55	\$26,303.92	\$2,061,736.65	\$2,765,334.15		(\$2,503,847.35)
Parks & Recreation	AGF00004	B19181	Dusty Rhodes Playcourt	2	Released	\$4,471,620.99	\$45,527.17	\$34,417.54	\$4,103,405.25	\$5,205,715.00		(\$4,883,027.43)
Parks & Recreation	AGF00004	B19187	Robb Field Recreation Center	2	Released	\$600,000.00	\$4,763.00	\$43,601.38	\$288,016.24	\$600,000.00		(\$292,779.24)
Parks & Recreation	AGF00004	B19212	Robb Field Gateway Path	2	Released	\$3,233,046.00	\$84,870.63	\$180,892.26	\$2,557,034.32	\$3,233,046.00		(\$2,641,904.94)
Parks & Recreation	AGF00004	B20107	DeAnza North East Parking Lot	2	Completed	\$3,024,577.25	\$44,864.42	\$482,981.48	\$112,741.84	\$2,984,547.25		(\$127,576.63)
Parks & Recreation	AGF00004	B20130	Mission Bay South Shores GDP	2	Released	\$915,000.00	\$333,695.56	\$151,238.69	\$153,988.55	\$1,465,000.00		(\$1,037,684.11)
Parks & Recreation	AGF00005	AGF00005	Regional Park Improvements	N/A	N/A	\$1,087,065.87	\$0.00	\$0.00	\$1,087,065.87	N/A		\$0.00
Parks & Recreation	AGF00005	B23122	Quince Dr. Runoff & Erosion Ctrt Improv	3	Completed	\$1,898,467.25	\$221,141.84	\$191,197.61	\$73,545.09	\$3,625,467.00		(\$12,898,087.68)
Parks & Recreation	AGF00006	B17110	Bermuda Ave Coastal Access Replacement	2	Completed	\$3,650,527.90	\$62,822.22	\$214,315.79	\$29,126.46	\$3,650,528.00		(\$3,742,476.78)
Parks & Recreation	AGF00006	B18026	Namagessett Avenue Access	2	Released	\$2,205,771.56	\$200,165.68	\$269,576.06	\$1,451,010.56	\$2,200,772.00		(\$1,646,177.80)
Parks & Recreation	AGF00006	B18027	Santa Cruz Ave Access Stairs and Walkway	2	Released	\$397,000.00	\$0.00	\$1,213.24	\$59,389.74	Not in Pe		\$0.00
Parks & Recreation	AGF00006	B22012	Old Salt Pool Access Stairs	2	Released	\$1,707,193.77	\$72,507.78	\$202,073.62	\$1,068,747.96	\$1,707,193.77		(\$1,141,255.74)
Parks & Recreation	AGF00007	AGF00007	Park Improvements	N/A	N/A	\$192,943.88	\$12,784.11	\$0.00	\$180,159.77	N/A		\$0.00
Parks & Recreation	AGF00007	B18005	John F. Kennedy NP Restroom and Playground Improv	4	Completed	\$4,902,774.00	\$107,440.22	\$1,349,359.54	\$368,839.91	\$4,902,774.00		(\$15,184,602.13)
Parks & Recreation	AGF00007	B18006	Sherman Heights Com Center Playground	4	Released	\$1,062,471.00	\$213,251.82	\$68,128.87	\$68,058.12	\$1,062,471.00		(\$4,531,193.94)
Parks & Recreation	AGF00007	B18087	Convent Bldg 619 - IG, NTC into Rec Center	8	Closed	\$1,161,328.70	\$0.00	\$0.00	\$626,887.40	N/A		\$0.00
Parks & Recreation	AGF00007	B18192	Mountain View Sports Courts	3	Completed	\$2,272,225.37	\$13,053.29	\$456,402.31	\$274,109.10	\$2,462,224.78		(\$12,788,285.70)
Parks & Recreation	AGF00007	B19068	City Heights Pool Reconstruction	9	Completed	\$1,619,158.97	\$0.00	\$34,015.82	\$0.00	\$7,205,786.07		(\$19,998,199.24)
Parks & Recreation	AGF00007	B19188	Marcy Neighborhood Park Improvements	6	Released	\$5,054,814.00	\$1,140,337.31	\$2,263,162.52	\$1,082,450.97	\$5,120,224.65		(\$12,528,648.23)
Parks & Recreation	AGF00007	B20057	Coral Gable Neighborhood Park Playcourt Improv	8	Released	\$4,943,197.45	\$439,335.41	\$334,026.95	\$562,223.33	\$4,943,497.23		(\$10,888,852.98)
Parks & Recreation	AGF00007	B20058	Ward Canyon Phase III	9	Released	\$9,238,995.38	\$1,949,122.38	\$627,698.78	\$6,200,662.58	\$14,407,072.49		(\$70,946,152.03)
Parks & Recreation	AGF00007	B20060	Chicago Park Improvements Phase III	8	Released	\$2,024,321.00	\$0.00	\$109,534.32	\$1,349,733.55	\$2,024,320.94		\$5,396,375.37
Parks & Recreation	AGF00007	B20096	Willie Henderson Sports Complex Imp	8	Released	\$4,482,190.75	\$91,690.09	\$393,737.24	\$3,681,558.10	\$18,775,465.00		(\$92,799,392.44)
Parks & Recreation	AGF00007	B20097	San Ysidro Act Cntr Prking Lot & ADA Imp	4	Released	\$5,800,000.00	\$2,584,191.17	\$1,731,615.93	\$676,110.12	\$5,800,000.00		(\$26,460,301.29)
Parks & Recreation	AGF00007	B21114	Mountain View Sports Courts ADA Improvements	4	Released	\$1,057,500.00	\$50,535.00	\$113,900.54	\$791,140.99	\$1,233,329.00		(\$3,494,162.99)
Parks & Recreation	AGF00007	B22045	Hard Court Improvements	4	Released	\$1,800,000.00	\$0.00	\$0.00	\$1,800,000.00	\$1,200,000.00		(\$3,600,000.00)
Parks & Recreation	AGF00007	B22047	Dr. Bertha O. Pendleton Park Improvements	9	Released	\$6,393,000.00	\$130,029.75	\$405,571.21	\$5,132,785.71	\$7,852,573.00		(\$22,607,534.46)
Parks & Recreation	AGF00007	B23011	Willie Henderson Lighting Upgrades	2	Released	\$2,132,551.00	\$27,726.03	\$142,400.89	\$1,862,607.85	\$2,132,553.00		(\$6,155,432.68)
Parks & Recreation	AGF00007	B23028	Memorial Park Lighting Improvements	8	Released	\$4,481,238.65	\$289,430.37	\$141,391.40	\$4,040,809.38	\$4,550,570.00		(\$19,051,281.10)
Parks & Recreation	AGF00007	B24101	Southwest CP Lighting Improvements	8	Released	\$1,001,363.31	\$129,531.00	\$101,854.89	\$761,264.96	\$1,751,363.31		(\$3,392,159.27)
Parks & Recreation	AGF00007	B24102	Carmel Mountain Ranch Pool Facility ADA	1,2,3,4,5,6,7,8,9	Completed	\$838,662.85	\$0.00	\$424,416.51	\$414,246.34	Not in Pe		\$0.00
Parks & Recreation	L14002	L140024	Chollas Crane Replacement	2	Closed	\$642,609.32	\$0.00	\$694.36	(\$0.00)	N/A		\$0.00
Parks & Recreation	L14002	L140025	Chollas Paint Booth	1,2,3,4,5,6,7,8,9	Completed	\$1,672,319.58	\$30,750.00	\$735,571.78	\$76,350.01	\$1,672,319.58		(\$1,779,419.59)
Parks & Recreation	L14005	L140051	Demo of Loma Land Structures	2	Released	\$1,090,792.55	\$26,080.00	\$120,569.86	\$179,862.63	\$3,164,990.00		(\$5,445,130.08)
Parks & Recreation	L14005	L140052	Hillside Drainage Improvements	2	Released	\$3,151,164.62	\$67,061.00	\$1,741,212.92	\$1,741,212.92	\$9,528,130.00		(\$17,692,121.30)
Parks & Recreation	L16000	L160005	Clay Avenue Mini Park	2	Completed	\$2,398,175.18	\$1,622.13	\$381,015.67	\$155,183.05	\$2,281,920.68		(\$6,886,312.72)
Parks & Recreation	L16001	L160012	Sunset Cliffs Natl Pk Ph 2-Trail & Reveg	2	Completed	\$3,502,795.60	\$9,899.58	\$26,201.61	\$74,339.67	\$3,513,223.44		(\$3,607,890.53)
Parks & Recreation	L16002	L160021	Mira Mesa - Pool & Skate Plaza Ph 2	6	Released	\$6,993,865.02	\$691,705.19	\$6,137,649.83	\$164,510.00	\$55,524,058.00		(\$160,344,524.77)
Parks & Recreation	L18001	L180011	Chollas Lake Electrical Service	4	Released	\$752,000.00	\$0.00	\$275,530.14	\$0.00	\$1,919,508.86		(\$1,167,508.86)
Parks & Recreation	L20000	L200001	Rancho Bernardo Community Park Improv Lighting	5	Released	\$2,506,665.00	\$155,660.04	\$145,140.56	\$1,851,699.12	\$4,000,000.00		(\$19,500,694.16)
Parks & Recreation	L20000	L200002	Rancho Bernardo Community Park Improv - Dog Park	2	Released	\$3,927,652.18	\$150,109.80	\$207,517.51	\$2,793,553.92	\$5,700,000.00		(\$44,646,151.54)
Parks & Recreation	L22001	L220011	Full Pier Replacement	2	Released	\$9,888,575.63	\$1,083,543.42	\$1,991,238.40	\$714,794.18	\$189,663.000		(\$561,618,061.97)
Parks & Recreation	L22001	L220012	OB Pier 2024 Assessment	2	Closed	\$56,779.37	\$0.00	\$25,598.18	\$0.00	N/A		\$0.00
Parks & Recreation	L22004	L220041	North Chollas CP Improvements Phase I	4	Released	\$2,228,000.00	\$0.00	\$123,555.95	\$1,764,173.65	\$11,998,000.00		(\$59,516,173.65)
Parks & Recreation	L23002	L230021	Feasibility Study	2	Completed	\$1,955,281.95	\$124,092.00	\$313,380.04	\$1,280,801.56	\$7,000,000.00		(\$949,611.61)
Parks & Recreation	L24003	L240031	Howard Lane Park	8	Released	\$5,000,000.00	\$260,409.80	\$147,179.53	\$4,592,410.67	\$5,000,000.00		(\$9,852,820.47)
Parks & Recreation	L24003	L240032	Howard Lane Crosswalk	8	Released	\$1,330,000.00	\$0.00	\$105,466.67	\$1,194,533.33	\$1,453,000.00		(\$2,800,533.33)
Parks & Recreation	L25000	L250001	Spanish Village Men's Restroom	3	Released	\$672,994.83	\$0.00	\$67,299.43	\$605,695.40	Not in Pe		\$0.00
Parks & Recreation	L25000	L250002	Organ Pavilion Comfort Station	3	Released	\$672,994.83	\$0.00	\$8,821.62	\$664,173.21	Not in Pe		\$0.00
Parks & Recreation	L25000	L250003	Morley Field Comfort Station	3	Released	\$3,770,000.00	\$0.00	\$0.00	\$3,770,000.00	Not in Pe		\$0.00
Parks & Recreation	Standalone	L16000	Southeastern Mini Park Improvements	8	Released	\$1.23	\$0.00	\$0.00	\$1.23	N/A		\$0.00
Parks & Recreation	Standalone	L16001	Sunset Cliffs Natural Pk Hillside Imp Preserv Phas	2	Released	\$3,872.48	\$0.00	\$0.00	\$3,872.48	N/A		\$0.00
Parks & Recreation	Standalone	L160021	Mira Mesa - Pool & Skate Plaza Ph 2	6	Released	\$48,530,193.26	\$20,362,824.56	\$19,474,253.41	\$4,272,765.44	\$55,524,058.00		(\$31,629,454.74)
Parks & Recreation	Standalone	L180011	Chollas Lake Electrical Service	4	Released	\$1,167,508.86	\$0.00	\$421,466.66	\$175,566.75	\$1,919,508.86		(\$927,566.75)
Parks & Recreation	Standalone	L25000	Balboa Park Comfort Station Improvements	4	Released	\$1,600,000.00	\$0.00	\$0.00	\$1,600,000.00	N/A		\$0.00
Parks & Recreation	Standalone	P20003	Emerald Hills Park GDP	4	Closed	\$467,946.10	\$0.00	\$30,844.65	(\$0.00)	N/A		\$0.00
Parks & Recreation	Standalone	P20005	Chollas Triangle Park	9	Completed	\$3,052,899.00	\$200.00	\$74,960.11	\$2,582,307.86	\$1,600,000.00		(\$7,529,608.86)
Parks & Recreation	Standalone	P21002	Montezuma Park General Dev Plan Amendment	9	Closed	\$287,681.38	\$0.00	\$977.75	(\$0.00)	N/A		\$0.00
Parks & Recreation	Standalone	P22004	Kelly Street Park GDP	7	Closed	\$361,718.49	\$0.00	\$370.06	(\$0.00)	N/A		\$0.00
Parks & Recreation	Standalone	P22005	Boston Ave Linear Park GDP	8	Released	\$2,000,000.00	\$0.00	\$246,869.60	\$1,741,026.24	Not in Pe		\$0.00
Parks & Recreation	Standalone	P22006	Berardini Field GDP	4	Released	\$700,000.00	\$31,169.25	\$128,811.21	\$169,430.52	\$700,000.00		(\$900,599.77)
Parks & Recreation	Standalone	P23002	Old Mission Dam Dredging	7	Released	\$1,634,936.00	\$38,951.42	\$968,987.69	\$402,673.22	\$1,634,936.00		(\$3,711,496.64)
Parks & Recreation	Standalone	P23003	Mt. Hope Rec Ctr @ Dennis V Allen Park	9	Released	\$750,000.00	\$116,368.94	\$93,257.18	\$377,194.30	\$950,000.00		(\$3,543,563.24)
Parks & Recreation	Standalone	P23005	Marie Widman Memorial Park GDP	4	Released	\$500,000.00	\$160,750.25	\$133,557.33	\$50,838.85	\$500,000.00		(\$211,589.10)
Parks & Recreation	Standalone	P23006	Selton Field Improvements	3	Released	\$3,000,000.00	\$82,980.00	\$194,146.43	\$2,589,599.45	\$3,000,000.00		(\$2,672,579.45)
Parks & Recreation	Standalone	P24000	Balboa Park International Cottages Study	2	Released	\$567,613.40	\$159,011.94	\$60,072.24	\$296,610.71	\$511,694.89		(\$395,704.14)
Parks & Recreation												

Parks & Recreation	Standalone	S00767	Wrightman Street Neighborhood Park	9	Closed	\$328,007.81	\$0.00	\$6,261.16	\$0.00	N/A	\$0.00
Parks & Recreation	Standalone	S00995	Hidden Trails Neighborhood Park	8	Released	\$11,444,034.00	\$128,119.56	\$517,934.45	\$10,039,123.60	\$12,577,229.60	(\$36,454,897.96)
Parks & Recreation	Standalone	S00999	Rivera Del Sol Neighborhood Park	1	Completed	\$9,570,838.00	\$1,822.15	\$57,961.13	\$60,095.67	\$9,570,838.14	(\$9,632,756.10)
Parks & Recreation	Standalone	S01090	MB GC Cthhouse Demo/PtBl Building Instl	1	Released	\$9,265,084.00	\$1,050,269.19	\$131,176.08	\$40,394.43	\$8,935,084.00	(\$1,099,683.62)
Parks & Recreation	Standalone	S10050	North Park Mini Park	3	Completed	\$5,957,056.05	\$433,325.02	\$309,223.38	\$495,520.69	\$6,172,907.91	(\$26,927,279.21)
Parks & Recreation	Standalone	S10051	Olive St Park Acquisition and Development	3	Released	\$5,754,482.00	\$29,665.53	\$700,804.07	\$224,543.96	\$5,754,482.00	(\$17,517,655.49)
Parks & Recreation	Standalone	S11010	MBGC Irrigation & Electrical Upgrades	1	Completed	\$6,100,000.00	\$36,158.01	\$31,929.21	\$68,505.06	\$6,100,000.00	(\$104,663.07)
Parks & Recreation	Standalone	S13008	Mohnike Adobe and Barn Restoration	6	Released	\$3,149,075.00	\$110,909.00	\$277,188.95	\$1,949,348.90	\$5,086,017.51	(\$9,083,271.92)
Parks & Recreation	Standalone	S14006	El Cuenzo Adobe Improvements	1	Released	\$956,000.00	\$0.00	\$20,917.16	\$344,933.34	\$956,000.00	(\$2,256,934.54)
Parks & Recreation	Standalone	S14007	Sak Neighborhood Park & Joint Use Devel	6	Released	\$1,287,278.41	\$1,139,176.44	\$42,225.71	\$528,811.38	\$1,137,278.41	(\$2,992,544.85)
Parks & Recreation	Standalone	S15004	Rancho Mission Cam Park Upgrades	4	Closed	\$2,778,915.70	\$0.00	\$73.58	\$0.00	\$0.00	(\$56,450,722.77)
Parks & Recreation	Standalone	S15007	Wangenheim Joint Use Facility	6	Completed	\$10,592,207.00	\$158,463.79	\$330,098.11	\$234,052.84	\$10,966,662.88	(\$766,972.51)
Parks & Recreation	Standalone	S15028	Olive Grove Community Park ADA Improve	2	Released	\$6,389,930.60	\$2,710,234.02	\$1,701,070.44	\$6,572,204.00	\$16,228,067.24	(\$16,228,067.24)
Parks & Recreation	Standalone	S15031	Egger/South Bay Community Park ADA Improvements	8	Released	\$6,980,144.57	\$111,694.17	\$3,445,427.61	\$1,007,777.56	\$7,250,227.84	(\$15,890,010.68)
Parks & Recreation	Standalone	S15034	Junipero Serra Museum ADA Improvements	2	Released	\$2,767,948.24	\$251,993.74	\$323,131.96	\$1,232,052.02	\$7,089,937.60	(\$5,806,035.21)
Parks & Recreation	Standalone	S15035	EB Scripps Pk. Comfort Station Replacement	1	Completed	\$5,199,379.00	\$0.00	\$1,757.75	\$8,785.36	\$5,178,469.56	(\$11,964,815.04)
Parks & Recreation	Standalone	S15040	Golf Course Drive Improvements	3	Released	\$9,650,142.86	\$48,219.34	\$93,904.47	\$8,096,836.09	\$9,650,306.70	(\$46,556,930.62)
Parks & Recreation	Standalone	S16012	East Village Green Phase 1	3	Released	\$79,300,725.00	\$307,573.18	\$15,763,310.19	\$8,630,082.44	\$79,560,000.00	(\$46,556,930.62)
Parks & Recreation	Standalone	S16013	Children's Park Improvements	3	Completed	\$9,000,920.00	\$495,950.00	\$832,249.13	(\$200,045.47)	\$9,000,920.00	(\$18,297,744.53)
Parks & Recreation	Standalone	S16029	Carmel Valley CP-Turf Upgrades	1	Released	\$6,740,121.00	\$161,428.40	\$3,091,810.71	\$542,169.26	\$6,740,121.00	(\$14,183,839.66)
Parks & Recreation	Standalone	S16031	Ocean Air Comfort Station and Park Improvements	1	Released	\$3,181,793.00	\$64,034.55	\$1,404,784.42	\$774,728.74	\$3,181,793.00	(\$4,020,556.29)
Parks & Recreation	Standalone	S16032	Solana Highlands NP-Comfort Station Development	1	Released	\$5,833,600.00	\$0.00	\$190,805.61	\$4,854,523.93	\$5,133,600.00	(\$11,288,123.93)
Parks & Recreation	Standalone	S16033	Carmel Knolls NP Comfort Station-Development	1	Released	\$2,646,317.00	\$1,207,168.85	\$512,853.74	\$2,746,317.00	\$0.00	(\$7,312,656.59)
Parks & Recreation	Standalone	S16034	Carmel Del Mar NP Comfort Station-Development	1	Released	\$4,827,360.96	\$2,278,004.46	\$1,116,120.75	\$343,575.15	\$5,127,360.95	(\$8,049,940.55)
Parks & Recreation	Standalone	S16035	Sage Canyon NP Improvements	1	Released	\$6,097,357.00	\$3,131,075.33	\$234,234.64	\$1,956,566.25	\$6,297,357.00	(\$17,882,355.88)
Parks & Recreation	Standalone	S16036	Torrey Highlands NP Upgrades	1	Completed	\$2,322,105.41	\$129,240.56	\$1,745.92	\$104,435.27	\$2,448,401.16	(\$359,971.58)
Parks & Recreation	Standalone	S16038	Carmel Grove NP Comfort Station and Park	1	Released	\$2,553,500.00	\$1,151,158.10	\$72,800.24	\$465,464.84	\$2,653,500.00	(\$4,370,122.94)
Parks & Recreation	Standalone	S16047	Canon Street Pocket Park	2	Released	\$3,258,825.53	\$41,202.61	\$877,599.74	\$174,893.62	\$3,258,825.36	(\$9,992,672.14)
Parks & Recreation	Standalone	S17001	Talmadge Traffic Calming Infrastructure	9	Closed	\$330,751.43	\$0.00	\$0.88	\$0.00	\$0.00	(\$78,454,271.85)
Parks & Recreation	Standalone	S20005	Balboa Park Botanical Bldg Improvements	9	Completed	\$26,436,000.00	\$0.00	\$2,982,417.86	\$746,272.95	\$26,035,999.87	(\$78,454,271.85)
Parks & Recreation	Standalone	S20007	Jerabek Park Improvements	5	Released	\$7,726,684.98	\$97,948.95	\$27,754.11	\$36,198.52	\$7,902,186.00	(\$39,879,578.49)
Parks & Recreation	Standalone	S20012	Chollas Creek Oak Park Trail	9,4	Released	\$4,112,000.00	\$828,201.38	\$120,698.14	\$2,926,005.45	\$4,111,500.00	(\$16,088,206.83)
Parks & Recreation	Standalone	S22002	Grove Neighborhood Park	8	Released	\$6,779,345.08	\$387,804.40	\$240,103.96	\$4,235,214.93	\$10,041,756.00	(\$59,904,210.25)
Parks & Recreation	Standalone	S22004	John Backs Park	7	Released	\$4,996,000.25	\$266,454.46	\$323,687.89	\$4,326,919.88	\$4,996,000.00	(\$29,573,374.09)
Parks & Recreation	Standalone	S22007	Casa Del Prado Reconstruction	3	Completed	\$5,900,000.00	\$0.00	\$1,704.02	\$5,318,305.90	\$5,900,000.00	(\$17,118,305.90)
Parks & Recreation	Standalone	S22005	Torrey Pines GC Clubhouse & Maintenance	1	Released	\$5,000,000.00	\$2,510,092.20	\$1,632,621.53	\$59,910,500.00	\$59,910,500.00	(\$59,910,500.00)
Parks & Recreation	Standalone	S23008	Beyer Park Development Phase II	8	Released	\$13,774,408.75	\$43,751.60	\$39,657.13	\$13,431,656.71	\$17,988,000.00	(\$89,640,999.56)
Parks & Recreation	Standalone	S23009	Starlight Bowl Improvements	3	Released	\$600,000.00	\$0.00	\$1,875.36	\$598,124.64	Not in Pe	\$0.00
Parks & Recreation	Standalone	S23010	MTRP Trail System Management	6,7	Released	\$200,000.00	\$0.00	\$0.00	\$200,000.00	Not in Pe	\$0.00
Parks & Recreation	Standalone	S24012	14th Street Greenway Block #2	3	Released	\$3,400,000.00	\$1,000,000.00	\$0.00	\$2,400,000.00	\$3,101,825.00	(\$6,203,650.00)
Parks & Recreation	Standalone	S24013	Paradise Hills Community Park Trail	4	Released	\$750,000.00	\$0.00	\$4,187.60	\$745,812.40	Not in Pe	\$0.00
Parks & Recreation	Standalone	S24014	SD Humane Society Roof and HVAC Repl	7	Released	\$1,700,000.00	\$0.00	\$6,928.87	\$1,693,071.13	Not in Pe	\$0.00
Parks & Recreation	Standalone	S25002	Emerald Hills Neighborhood Park Phase 1	4	Released	\$3,536,266.90	\$0.00	\$76,846.44	\$3,459,420.46	\$6,460,000.00	(\$32,223,153.56)
Parks & Recreation	Standalone	S25003	Montezuma NP Improvements Phase 1	9	Released	\$1,062,318.62	\$0.00	\$44,780.13	\$1,017,538.49	\$3,000,000.00	(\$5,955,219.87)
Parks & Recreation	Standalone	S25004	Orc. Jeremy Herwood Park Play Area Repl	9	Released	\$1,750,000.00	\$0.00	\$0.00	\$1,750,000.00	Not in Pe	\$0.00
<b>Parks &amp; Recreation Total</b>						<b>\$737,393,473.29</b>	<b>\$85,265,113.69</b>	<b>\$120,857,464.73</b>	<b>\$245,822,934.45</b>		<b>(\$34,732,986.86)</b>
Police	Standalone	S18005	Police Range Refurbishment Phase II	9	Released	\$3,246,783.07	\$0.00	\$22,932.47	\$2,379,769.93	\$17,800,000.00	(\$34,732,986.86)
<b>Police Total</b>						<b>\$3,246,783.07</b>	<b>\$0.00</b>	<b>\$22,932.47</b>	<b>\$2,379,769.93</b>		<b>(\$34,732,986.86)</b>
Public Utilities	AB100001	AB100001	Water Treatment Plants	N/A	N/A	\$2,588,904.80	\$5,000.00	\$0.00	\$2,583,904.80	N/A	\$0.00
	AB100001	B17092	Otay WTP-Basin #1 Concrete Restoration	8	Closed	\$5,782,273.81	\$0.00	\$103,753.68	(\$0.00)	N/A	\$0.00
	AB100001	B19099	Miramar Reservoir PS New Generator & Upq	5	Released	\$7,564,095.16	\$1,251,279.05	\$1,081,920.71	\$583,681.59	\$7,564,094.41	(\$1,834,959.89)
	AB100001	B21053	Otay WTP Raw Water Pump Station Slope Restoration	8	Released	\$2,045,320.00	\$399,220.48	\$576,107.13	\$423,254.41	\$10,323,033.00	(\$9,100,187.89)
	AB100001	B21054	Alvarado WTP Basins Baffle Wall Doors	7	Closed	\$295,477.77	\$0.00	\$19,863.30	\$0.00	N/A	\$0.00
	AB100001	B21130	Alvarado WTP Area 40 Sludge PS	7	Released	\$1,200,000.00	\$354,651.10	\$1,570,546.36	\$507,725.89	\$3,375,000.00	(\$5,037,076.99)
	AB100001	B22037	Otay WTP Raw Water PS Switchboard Replac	8	Released	\$1,990,000.00	\$44,751.38	\$171,308.10	\$1,326,895.55	\$2,500,000.00	(\$1,881,646.43)
	AB100001	B23014	Miramar WTP Caustic Pumping System	5	Released	\$1,678,250.41	\$78,446.82	\$213,369.04	\$733,388.82	\$2,854,250.41	(\$1,986,835.54)
	AB100001	B23049	Miramar WTP Interim Solids Management	5	Released	\$4,510,952.40	\$182,108.67	\$266,890.86	\$3,407,613.77	\$5,612,453.00	(\$4,691,223.04)
	AB100001	B23051	Alvarado WTP Chemical Piping Repl	7	Released	\$1,100,000.00	\$905,000.00	\$78,619.15	\$35,455.31	\$5,450,000.00	(\$5,290,465.31)
	AB100001	AB100001	Water Pump Station Restoration	N/A	N/A	\$97,811.81	\$0.00	\$0.00	\$97,811.81	N/A	\$0.00
	AB100001	B11072	Soledad Pump Station Upgrade	1	Released	\$14,622,885.00	\$2,303,722.59	\$1,238,749.40	\$492,082.45	\$16,622,885.00	(\$4,795,805.04)
	AB100001	B20123	Gateway Hills Pump Station	5	Released	\$2,238,935.75	\$340,074.29	\$238,935.75	\$1,289,758.39	\$7,027,935.75	(\$5,917,875.96)
	AB100001	B23082	Eagle Ridge PS Replacement	7	Released	\$1,400,000.00	\$873,164.00	\$97,017.49	\$153,463.22	\$8,772,000.00	(\$8,399,627.22)
	AB100001	B25008	Carmel Industrial Pump Station	5	Released	\$200,000.00	\$0.00	\$0.00	\$200,000.00	Not in Pe	\$0.00
	ABL00001	ABL00001	Standpipe and Reservoir Rehabilitations	N/A	N/A	\$7,837,211.77	\$0.00	\$0.00	\$7,837,211.77	N/A	\$0.00
	ABL00001	B11024	La Jolla Country Club Reservoir	1	Completed	\$15,708,228.19	\$0.00	\$152,452.96	\$105,314.68	\$15,743,658.22	(\$140,744.71)
	ABL00001	B21041	La Jolla Country Club & Soledad Reservoir Overflow	1	Released	\$100,000.00	\$0.00	\$0.00	\$3,988.38	Not in Pe	\$0.00
	ABL00001	B21050	Paradise Mesa Standpipe Rehabilitation	4	Released	\$425,000.00	\$0.00	\$0.00	\$29,314.52	Not in Pe	\$0.00
	ABL00001	B21108	San Carlos Reservoir Replacement	4	Released	\$1,850,000.00	\$268,982.42	\$541,872.90	\$21,147.31	\$17,800,000.00	(\$16,240,129.73)
	ABL00001	B22002	SV Dam Low Level Outlet Improvements	Non-City	Released	\$480,000.00	\$86,350.55	\$134,003.03	\$26,964.09	\$5,366,554.94	(\$4,999,869.58)
	ABL00001	B22017	San Vicente Drainage Improvements	Non-City	Released	\$687,000.00	\$0.00	\$239,669.43	\$73,426.23	\$3,191,710.00	(\$2,578,136.23)
	ABL00001	B23110	Black Mountain Reservoir Spillway Stairs	5	Released	\$10,639.78	\$0.00	\$92,853.34	\$304,701.23	\$1,200,000.00	(\$1,013,341.01)
	ABL00001	B23126	Barrett Road Emergency Repair	Non-City	Completed	\$1,785,000.00	\$248,801.60	\$1,091,050.51	\$12,904.08	\$1,920,000.00	(\$396,705.68)
	ABL00001	B23136	Miramar Reservoir Recreation Facilities	5	Released	\$956,741.94	\$290,071.64	\$263,500.96	\$67,857.61	\$4,286,395.00	(\$3,687,582.31)
	ABL00001	B24005	El Capitan Dam Spillway Slope Stability	Non-City	Released	\$2,954,193.00	\$1,209,361.74	\$1,008,782.59	\$331,727.28	\$3,704,193.00	(\$2,291,089.02)
	ABM00001	ABM00001	Groundwater Asset Development Program	N/A	N/A	\$495,328.89	\$0.00	\$0.00	\$495,328.89	N/A	\$0.00
	ABM00001	ABO00001	Metro Treatment Plants	N/A	N/A	\$11,045,719.47	\$1,000.00	\$0.00	\$11,044,719.47	N/A	\$0.00
	ABM00001	B16165	MBC Cooling Water System Chiller Upgrade	6	Completed	\$4,223,835.75	\$44,553.57	\$0.00	(\$44,553.57)	\$4,223,835.75	\$0.00
	ABM00001	B19066	SBWRP Variable Frequency Drive Repl	8	Completed	\$1,090,189.37	\$0.00	\$63,489.01	\$37,707.89	\$1,090,189.37	(\$37,707.89)
	ABM00001	B19187	STORM DRAIN DIVERSION AT THE MBC	Completed	\$9,916,716.33	\$263,388.89	\$2,826,933.06	\$91,984.67	\$10,196,716.94	(\$7,141,336.87)	
	ABM00001	B20001	STORM WATER DIVERSION AT THE PLWTP	2	Released	\$277,116.40	\$150,168.00	\$628,398.71	\$158,707.52	\$12,922,725.00	(\$10,015,380.92)
	ABM00001	B20002	STORM WATER DIVERSION AT THE SBWRP	8	Released	\$5,699,680.23	\$112,775.86	\$1,477,082.50	\$2,703.70	\$6,366,329.12	(\$782,148.45)
	ABM00001	B20121	Metro Biosolids Ctr Gas Detection Syst Replacement	3	Completed	\$5,691,771.50	\$3,909.69	\$1,284,301.23	\$575,939.02	\$5,991,771.50	(\$879,848.71)
	ABM00001	B20122	SBWRP Reverse Osmosis System	8	Released	\$2,828,339.00	\$291,235.37	\$795,350.33	\$41,496.78	\$28,238,384.00	(\$25,74



ABP00002	B23140	Pump Station 2 Sluice Gate 2 Emergency	2	Closed	\$698,082.97	\$0.00	\$67,740.83	\$0.00	N/A	\$0.00
ABP00002	B24150	Pump Station 2 Emergency Repair	2	Released	\$4,800,000.00	\$1,391,392.09	\$3,662,298.40	\$318,968.64	\$4,800,000.00	(\$1,710,360.73)
ABT00003	B21068	Solar Implementation @ Chollas Building A & B	7	Released	\$1,249,104.00	\$190,552.34	\$62,493.75	\$937.27	\$1,435,104.00	\$0.00
ABT00003	B21069	Solar Implementation @ Emp Trng Dev Ctr Building	7	Released	\$2,184,000.00	\$321,319.35	\$1,084,922.37	\$36,520.19	\$2,298,000.00	(\$5,294,937.54)
ABT00003	B21070	Solar Implementation @ EMTS Lab Building	2	Released	\$359,200.00	\$91,452.69	\$39,547.37	\$0.00	\$4,200,585.39	(\$3,940,685.19)
AJA00001	AJA00001	Sewer Main Replacements	N/A	N/A	\$1,899,017.31	\$1,000.00	\$0.00	\$1,898,017.31	N/A	\$0.00
AJA00001	B00346	SEWER GROUP 697A	3,8	Closed	\$5,367,060.20	\$0.00	(\$43,524.16)	\$0.00	N/A	\$0.00
AJA00001	B00369	SEWER & AC Water GROUP 765 (S)	4	Closed	\$3,858,315.60	\$0.00	\$151,003.31	(\$0.00)	N/A	\$0.00
AJA00001	B00374	Sewer & AC Water Group 763 (S)	7, 2	Completed	\$10,384,089.44	\$318,854.86	\$930,130.66	\$68,366.01	\$11,417,642.60	(\$1,420,774.03)
AJA00001	B00387	Sewer & AC Water Group 776 (S)	4	Released	\$9,677,826.05	\$0.00	\$8,279.33	\$36,522.74	\$8,214,157.06	(\$1,063,853.75)
AJA00001	B00388	Sewer and AC Water Group 778 (S)	4	Completed	\$15,025,305.65	\$0.00	\$66,516.14	\$44,295.32	\$15,162,933.61	(\$1,913,933.20)
AJA00001	B00394	Sewer and AC Water Group 793 (S)	8	Completed	\$9,368,769.12	\$714,751.60	\$2,010,796.08	\$129,834.97	\$9,753,511.15	\$0.00
AJA00001	B00395	Sewer & AC Water Group 794 (S)	8	Completed	\$9,040,433.59	\$424,497.37	\$777,616.94	\$137,445.63	\$15,373,703.46	(\$6,895,212.87)
AJA00001	B00398	SEWER GJ 797	1	Closed	\$1,837,021.97	\$0.00	\$31,577.21	(\$0.00)	N/A	\$0.00
AJA00001	B00403	Sewer and AC Water Group 807 (S)	9	Completed	\$7,822,969.86	\$0.00	\$77,683.10	\$185,125.44	\$8,535,737.30	(\$897,892.88)
AJA00001	B00406	Sewer Group 806	9	Released	\$2,017,936.69	\$42,000.00	\$287,551.34	\$183,896.09	\$4,290,457.53	(\$2,498,416.93)
AJA00001	B00409	SEWER GJ 798C	1	Completed	\$933,982.39	\$0.00	\$6,753.25	\$91,413.70	\$1,104,509.00	\$0.00
AJA00001	B00421	SEWER GROUP 786	1	Completed	\$21,876,149.68	\$0.00	\$54,126.06	\$2,116.63	\$22,222,448.13	(\$348,415.08)
AJA00001	B00426	Sewer & AC Water Group 812 (S)	1, 2	Released	\$10,564,824.42	\$16,511.65	\$1,391,882.70	\$348,578.69	\$11,015,254.00	(\$815,519.92)
AJA00001	B00429	BUCHANAN CANYON SEWER B	3	Released	\$2,168,423.58	\$143,900.16	\$380,653.63	\$4,680.54	\$24,252,420.00	(\$22,324,577.12)
AJA00001	B00431	MISSION CTR CNYN A SMR	7	Completed	\$3,489,088.06	\$6,448.97	\$189,515.69	\$20,860.98	\$20,860.98	\$0.00
AJA00001	B00433	MISSION CTR CNYN C SMR	7	Released	\$3,482,543.63	\$240,927.62	\$150,795.49	\$190,403.47	\$27,275,932.58	(\$24,224,720.04)
AJA00001	B00434	SEWER GROUP 828	3	Completed	\$1,440,804.06	\$28,106.41	\$7,786.64	\$29,852.34	\$11,666,236.00	(\$10,285,580.60)
AJA00001	B00443	Water & Sewer GJ 816 (S)	1	Closed	\$1,746,612.91	\$0.00	\$2,319.21	\$0.00	N/A	\$0.00
AJA00001	B10210	Sewer Group Crown Point	1	Completed	\$11,065,452.36	\$2,355,725.77	\$641,786.35	\$345,953.12	\$11,172,296.48	(\$2,808,523.01)
AJA00001	B11077	Sewer and Water Group 767A (S)	9	Closed	\$7,084,199.60	\$0.00	\$1,122.64	\$0.00	N/A	\$0.00
AJA00001	B12042	Sewer and Water Group Job 940 (S)	9	Completed	\$4,636,259.60	\$0.00	\$2,194.47	\$5,020.22	\$4,636,259.00	(\$5,019.62)
AJA00001	B12048	Water and Sewer Group 965 (S)	1	Released	\$6,168,193.41	\$3,645,261.98	\$173,546.96	\$542,385.25	\$7,621,416.30	(\$5,640,870.12)
AJA00001	B12097	CALTRANS Pacific Beach PPL Central (S)	2	Released	\$6,169,676.74	\$11,701.45	\$0.00	\$10,000.00	\$619,676.90	(\$21,700.60)
AJA00001	B12117	PACIFIC BEACH PIPELINE SOUTH (S)	1, 2	Completed	\$4,788,990.83	\$0.00	\$14,645.19	\$14,607.63	\$4,935,527.14	(\$164,143.94)
AJA00001	B13169	Sewer & Water Group Job 963 S	9	Completed	\$3,433,104.49	\$11,172.67	\$204,245.42	\$103,185.26	\$3,433,104.51	(\$114,357.95)
AJA00001	B13232	Sewer Group 836	1, 3, 6, 7, 5, 9, 2, 4	Released	\$9,907,471.96	\$1,366,292.08	\$2,777,176.30	\$956,090.25	\$10,389,546.61	(\$2,804,456.98)
AJA00001	B14069	Water and Sewer Group 955 (S)	1, 2	Released	\$1,314,032.47	\$0.00	\$1,855.95	\$158,829.72	\$1,314,032.40	(\$158,829.65)
AJA00001	B15002	AC Water and Sewer Group 1026 (S)	9	Completed	\$1,818,136.88	\$0.00	\$12,296.19	\$31,188.31	\$1,818,136.88	(\$31,188.31)
AJA00001	B15040	AC Water & Sewer Group 1011 (S)	3	Closed	\$2,217,959.83	\$0.00	\$5,646.97	\$0.00	N/A	\$0.00
AJA00001	B15079	AC Water & Sewer Group 1014 (S)	1	Completed	\$1,221,137.65	\$0.00	\$4,493.40	\$35,450.63	\$1,205,478.52	(\$119,191.55)
AJA00001	B15116	AC Water & Sewer Group 1017 (S)	2	Completed	\$535,044.82	\$21,327.76	\$38,285.66	\$27,851.56	\$660,219.21	(\$174,353.71)
AJA00001	B15118	AC Water & Sewer Group 1027 (S)	3	Completed	\$488,839.26	\$0.00	\$52,650.71	\$34,166.94	\$488,839.26	(\$34,166.94)
AJA00001	B15147	AC Water & Sewer Group 1013 (S)	9	Completed	\$3,537,565.52	\$0.00	(\$145,627.67)	\$194,610.41	\$4,123,095.00	(\$780,139.89)
AJA00001	B15172	AC Water & Sewer Group 1029 (S)	4	Completed	\$1,477,482.41	\$0.00	\$54,446.05	\$6,832.11	\$1,747,997.00	(\$307,346.70)
AJA00001	B15176	La Jolla Scenic Drive Pipeline (S)	1	Completed	\$705,000.00	\$0.00	\$4,535.87	\$18,837.33	\$735,633.00	(\$49,470.33)
AJA00001	B16018	Priority Sewer Main Replacement Group 16	1, 3, 8, 7, 9, 2, 4	Closed	\$10,143,219.58	\$0.00	\$3,011.06	\$0.00	N/A	\$0.00
AJA00001	B16025	College Areas Swr & AC Wtr Main Rpl (S)	9	Released	\$12,542,962.49	\$4,787,215.44	\$2,075,631.11	\$152,051.78	\$13,267,962.49	(\$5,664,267.22)
AJA00001	B16034	Sewer Group 776A	4	Completed	\$6,725,382.01	\$0.00	\$74,484.28	\$83,636.86	\$6,733,891.12	(\$92,145.97)
AJA00001	B16037	Sewer Group 841	9, 4	Closed	\$2,591,988.79	\$0.00	\$5,476.67	(\$0.00)	N/A	\$0.00
AJA00001	B16083	AC Water & Sewer Group 1024 (S)	4	Completed	\$4,467,743.86	\$36,541.05	\$50,985.27	\$191,802.46	\$4,531,226.00	(\$291,825.65)
AJA00001	B16106	AC Water & Sewer Group 1018 (S)	2	Completed	\$3,631,946.08	\$78,482.17	\$199,685.35	\$56,206.76	\$3,681,946.49	(\$184,689.34)
AJA00001	B16145	Sewer & AC Water Group 1020 (S)	4	Completed	\$2,957,851.44	\$54,919.56	\$1,210,915.53	\$24,342,603.08	\$24,342,603.08	(\$1,061,555.12)
AJA00001	B17054	Market Street Sewer Pipe Replacement	4	Completed	\$623,396.63	\$4,125,024.46	(\$38,420.20)	\$4,121.40	\$623,396.63	(\$219,145.88)
AJA00001	B17059	16-in & Larger CI W&S Main Rpl Group A - sewer	3, 7, 2	Completed	\$2,204,412.16	\$52,700.00	\$26,552.55	\$14,752.76	\$2,219,412.16	(\$82,452.76)
AJA00001	B17087	Clairemont Mesa Sewer Pipe Replacement	2	Released	\$363,825.00	\$62,825.39	\$90,596.64	\$11,238.60	\$958,125.00	(\$663,363.99)
AJA00001	B17104	Sewer & AC Water Group 1032 (S)	8	Released	\$9,752,448.97	\$134,916.68	\$897,694.07	\$105,683.90	\$10,853,678.80	(\$1,341,830.41)
AJA00001	B17133	Balboa Park Pipeline Replacement Ph II (S)	3	Completed	\$1,671,396.05	\$0.00	\$79,504.98	\$440,776.28	\$1,853,545.00	(\$602,825.23)
AJA00001	B17134	Balboa Park Pipeline Replacement Ph III (S)	3	Completed	\$2,450,306.06	\$15,116.64	\$219,531.54	\$44.73	\$2,572,306.06	(\$195,216.37)
AJA00001	B17170	Mission Beach Water & Sewer Rpl (S)	2	Completed	\$982,033,276.83	\$59,143.76	\$67,59.59	\$20,642.32	\$3,073,752.87	(\$120,642.32)
AJA00001	B17176	AC Water & Sewer Group 1042 (S)	6	Closed	\$1,212,494.36	\$0.00	\$15,295.80	\$0.00	N/A	\$0.00
AJA00001	B17185	AC Water & Sewer Group 1044 (S)	9	Completed	\$590,789.65	\$0.00	\$749.57	\$5,193.11	\$650,123.23	(\$64,526.69)
AJA00001	B17189	Sewer Group 843	8	Completed	\$9,369,401.31	\$669,819.79	\$340,315.13	\$170,912.33	\$9,369,401.31	(\$840,732.12)
AJA00001	B18022	AC Water & Sewer Group 1033 (S)	3	Released	\$2,708,007.82	\$274,267.97	\$450,594.82	\$491,898.08	\$17,089,974.30	(\$15,148,132.57)
AJA00001	B18063	Sewer & AC Water Group 1034 (S)	2	Released	\$1,494,694.00	\$0.00	\$86,489.17	\$236,706.58	\$12,998,795.00	(\$11,740,807.58)
AJA00001	B18068	Clairemont Mesa West Improv 2 (S)	3	Released	\$678,651.45	\$0.00	\$67,509.59	\$117,409.68	\$15,159,500.00	(\$14,380,848.55)
AJA00001	B18066	AC Water & Sewer Group 1040 (S)	2	Released	\$1,280,000.00	\$1,398.03	\$104,276.25	\$39,312.91	\$9,015,570.96	(\$7,776,281.90)
AJA00001	B18073	Sewer and AC Water Group 785A (S)	4	Released	\$11,661,601.24	\$646,111.71	\$2,257,635.76	\$1,715,914.26	\$11,943,917.86	(\$2,644,342.59)
AJA00001	B18094	AC Water & Sewer Group 1050 (S)	7	Released	\$4,203,974.57	\$613,479.41	\$393,364.58	\$29,764.92	\$3,668,121.00	(\$7,390.76)
AJA00001	B18095	AC Water & Sewer Group 1048 (S)	6	Released	\$10,739,560.93	\$1,539,826.62	\$1,696,118.29	\$719,268.82	\$10,739,560.93	(\$2,259,096.50)
AJA00001	B18096	AC Water & Sewer Group 1052 (S)	8, 4	Completed	\$4,117,823.20	\$45,204.72	\$510,723.84	\$53,118.90	\$4,220,175.20	(\$2,000,675.62)
AJA00001	B18097	AC Water & Sewer Group 1049 (S)	6, 7	Released	\$1,288,898.18	\$463.92	\$68,987.94	\$43,707.49	\$7,931,993.15	(\$6,687,266.38)
AJA00001	B18098	AC Water & Sewer Group 1051 (S)	7	Completed	\$1,656,374.32	\$86,512.59	\$8,169.12	\$102,821.28	\$1,671,374.49	(\$204,334.04)
AJA00001	B18099	AC Water & Sewer Group 1053 (S)	8, 4	Completed	\$6,694,791.33	\$110,999.01	\$847,557.24	\$218,498.50	\$6,944,790.59	(\$579,496.77)
AJA00001	B18108	AC Water & Sewer Group 1054 (S)	9, 4	Released	\$382,200.00	\$16,527.62	\$59,906.49	\$36,205.93	\$11,395,650.00	(\$11,066,183.55)
AJA00001	B18111	Sewer & AC Water Group 1037 (S)	3	Released	\$746,484.83	\$0.00	\$34,070.20	\$0.00	\$15,606,000.00	(\$14,859,535.17)
AJA00001	B18112	Sewer & AC Water Group 1055 (S)	3	Released	\$1,188,581.00	\$30,518.13	\$133,643.53	\$123,783.57	\$7,357,093.04	(\$6,322,813.74)
AJA00001	B18123	Sewer & AC Water Group 1036 (S)	1, 9	Completed	\$2,193,981.36	\$3,190.79	\$32,407.59	\$24,289.19	\$2,274,577.15	(\$108,075.77)
AJA00001	B18182	AC Water & Sewer Group 1056 (S)	7	Completed	\$762,424.74	\$110,696.22	\$52,748.29	\$9,881.10	\$870,892.74	(\$229,046.32)
AJA00001	B18183	Accelerated Sewer Referral Group 847	1, 3, 7, 9, 2, 4	Released	\$1,263,224.02	\$0.00	\$300,865.73	\$19,243.59	\$6,855,331.32	(\$5,611,350.89)
AJA00001	B18191	Sewer & AC Water Group 1058 (S)	1, 2	Released	\$760,158.74	\$0.00	\$79,991.14	\$0.00	\$5,887,767.00	(\$5,127,608.26)
AJA00001	B18194	AC Water & Sewer Group 1057 (S)	1	Released	\$676,044.55	\$0.00	\$113,272.99	\$0.00	\$4,911,100.00	(\$3,815,055.45)
AJA00001	B18202	Clairemont Mesa E Improv 1 (S)	2	Completed	\$3,768,376.34	\$0.00	\$166,294.61	\$127,627.28	\$3,768,376.17	(\$127,627.11)
AJA00001	B18204	Scrpps Ranch Improv 1 (S)	4	Completed	\$9,220,977.75	\$0.00	\$90,755.76	\$136,420.88	\$3,421,394.75	(\$335,637.88)
AJA00001	B18205	Encanto Improv 1 (S)	2	Released	\$10,200,422.22	\$3,969,120.36	\$3,894,104.30	\$435,406.67	\$11,270,779.57	\$4,931,806.67
AJA00001	B18211	Lincoln Park Improvement 1 (S)	4	Released	\$1,125,495.00	\$144,973.75	\$166,263.62	\$35,204.18	\$6,711,557.80	(\$5,766,240.73)
AJA00001	B19024	Bay Park Improv1 (S)	2	Released	\$468,483.30	\$0.00	\$84,929.05	\$5,215,176.48	\$0.00	(\$4,746,693.18)
AJA00001	B19025	Moreno Improv1 (S)	7	Released	\$3,277,796.80	\$1,132,510.30	\$749,243.58	(\$313,306.84)	\$3,376,643.91	(\$918,050.57)
AJA00001	B19033	Hillcrest Improv 1 (S)	3	Released	\$1,029,366.00	\$30,039.33	\$229,689.93	\$109,604.72	\$8,791,537.00	(\$7,901,815.05)
AJA00001	B19035	Encanto Improv 2 (S)	4	Released	\$6,534,371.96	\$1,30				



AJA00001	B19153	College West Improv 2 (S)	9	Released	\$868,411.22	\$0.00	\$182,838.31	\$0.00	\$7,188,500.00	(\$6,320,088.78)
AJA00001	B19155	Sewer & AC Water Group 793A (S)		Released	\$13,000,301.51	\$6,997,603.20	\$4,135,568.40	\$961,457.92	\$16,492,231.76	(\$11,450,991.33)
AJA00001	B19169	AC Water & Sewer Group 1052A (S)	8, 4	Completed	\$3,387,313.86	\$0.00	\$158,440.66	\$186,650.32	\$3,312,313.86	(\$111,650.32)
AJA00001	B19189	Allied Gardens Improv 2 (S)	7	Released	\$153,193.55	\$0.00	\$33,040.40	\$0.00	\$2,679,400.00	(\$2,526,206.45)
AJA00001	B19204	AC Water & Sewer Group 1023B (S)	3	Released	\$941,960.00	\$995.44	\$382,372.53	\$82,781.48	\$941,959.67	(\$80,776.59)
AJA00001	B19206	Mission Valley West Improv 1 (S)	3	Released	\$466,708.99	\$500.52	\$52,773.56	\$6,878.51	\$1,814,057.21	(\$1,354,727.65)
AJA00001	B20004	Clairemont Mesa East Improv 2 (S)	2	Completed	\$1,549,796.84	\$120,260.41	\$245,589.26	\$89,984.45	\$1,664,103.93	(\$324,551.95)
AJA00001	B20007	Bay Park Improv 2 (S)	2	Released	\$525,013.04	\$0.00	\$4,149.72	(\$0.00)	\$8,932,300.00	(\$8,407,286.96)
AJA00001	B20008	Colina Del Sol Improv 1 (S)		Released	\$1,696,360.16	\$179,578.60	\$132,050.21	\$21,783.79	\$15,471,795.00	(\$13,976,797.23)
AJA00001	B20024	Paradise Hills Improv 1 (S)	4	Released	\$7,602,382.45	\$591,172.95	\$1,556,590.59	\$157,399.74	\$7,881,804.27	(\$1,027,404.51)
AJA00001	B20025	Clairemont Mesa East Improv 3 (S)	2	Released	\$4,172,232.67	\$1,199,184.72	\$1,627,902.86	\$710,605.53	\$4,672,748.67	(\$4,672,748.67)
AJA00001	B20027	Bay Terraces Improv 1 (S)	4	Released	\$4,024,296.68	\$728,696.19	\$1,287,295.60	\$6,082.30	\$4,084,391.30	(\$794,873.11)
AJA00001	B20028	Stockton Improv 1 (S)	8, 9	Released	\$995,121.27	\$0.00	\$156,316.55	(\$0.00)	\$12,307,600.00	(\$11,312,478.73)
AJA00001	B20033	Clairemont Mesa West Improv 1 (S)	2	Completed	\$5,678,837.12	\$667.70	\$521,359.71	\$305,378.67	\$5,832,134.61	(\$459,343.86)
AJA00001	B20034	Clairemont Mesa East Improv 4 (S)	2	Released	\$1,435,869.83	\$0.00	\$203,750.63	(\$0.00)	\$15,950,000.00	(\$14,514,130.17)
AJA00001	B20036	Corridor Improv 1 (S)		Released	\$719,959.74	\$0.00	\$70,048.90	\$0.00	\$4,892,800.00	(\$4,172,840.26)
AJA00001	B20038	Chollas Creek Improv 1 (S)	9, 4	Released	\$1,100,892.34	\$9,220.30	\$275,189.40	\$123,066.23	\$5,108,359.72	(\$4,139,753.91)
AJA00001	B20042	Corridor Improv 2 (S)	9	Released	\$6,593,873.88	\$1,560,115.64	\$3,697,843.89	\$239,808.56	\$7,048,617.96	(\$2,254,668.28)
AJA00001	B20048	Stockton Improv 2 (S)	8, 9	Released	\$427,528.37	\$0.00	\$35,281.86	(\$0.00)	\$10,289,900.00	(\$9,862,371.63)
AJA00001	B20069	Kensington Improvements 1 (S)	9	Released	\$1,529,639.72	\$157,936.18	\$295,408.52	\$194,589.71	\$7,829,113.70	(\$6,651,999.87)
AJA00001	B20071	Egger Highland Improvements 1 (S)	8	Released	\$13,790,959.25	\$1,633,494.09	\$5,500,341.05	\$5,059,120.97	\$15,375,805.92	(\$8,277,461.73)
AJA00001	B20085	College West Improvements 3 (S)		Released	\$440,320.94	\$0.00	\$78,502.69	\$0.00	\$11,509,000.00	(\$11,068,679.06)
AJA00001	B20094	Nestor Improv 1 (S)	8	Released	\$1,504,998.59	\$93,060.99	\$138,306.53	\$53,997.10	\$8,302,470.00	(\$6,944,529.50)
AJA00001	B21011	Allied Gardens Improve 3 (S)	7	Released	\$6,896,020.01	\$3,785,168.93	\$1,316,594.88	\$1,104,210.17	\$7,133,559.24	(\$5,126,918.33)
AJA00001	B21013	El Cerrito Improv 1 (S)	9	Released	\$1,675,923.40	\$554,531.46	\$234,992.61	\$64,565.69	\$14,806,833.00	(\$13,750,006.75)
AJA00001	B21031	Valencia Park Improvements 1 (sewer)	4	Released	\$1,009,879.14	\$0.00	\$70,800.37	\$0.00	\$13,583,987.59	(\$12,574,108.45)
AJA00001	B21032	Valencia Park Improvements 2 (sewer)	4	Released	\$524,000.00	\$0.00	\$64,411.91	\$4,866.34	\$12,948,409.00	(\$12,429,275.34)
AJA00001	B21033	Morena Improvements 2 (sewer)	7, 2	Released	\$604,000.00	\$352.07	\$104,412.74	\$30,558.08	\$3,077,007.00	(\$2,503,917.15)
AJA00001	B21034	East Village Improvements 1 (S)	3	Released	\$276,707.09	\$0.00	\$68,607.69	\$0.00	\$5,836,300.00	(\$5,559,592.91)
AJA00001	B21049	Mountain View Improvements 1 (S)	9	Released	\$389,850.88	\$0.00	\$33,150.99	\$0.00	\$2,915,799.00	(\$2,525,948.12)
AJA00001	B21022	Del Mar Heights Improvements 1 (sewer)	1	Released	\$431,563.78	\$0.00	\$23,998.67	(\$0.00)	\$8,848,728.00	(\$8,417,164.22)
AJA00001	B21026	North Park Improvements 1 (sewer)	3	Released	\$550,101.49	\$0.00	\$74,520.47	(\$0.00)	\$10,542,000.00	(\$9,991,898.51)
AJA00001	B21028	College East Improvements 1 (sewer)	9	Released	\$4,740,996.85	\$3,540,009.29	\$256,072.03	\$548,103.27	\$7,227,521.20	(\$6,784,346.91)
AJA00001	B21031	Rolando Improvements 2 (sewer)	9	Released	\$1,916,811.96	\$671,797.70	\$469,414.91	\$119,581.02	\$21,628,026.61	(\$20,502,593.37)
AJA00001	B21046	Golden Hill Improvements 1 (sewer)	3, 9	Released	\$327,975.62	\$0.00	\$15,313.54	(\$0.00)	\$7,552,718.25	(\$7,224,742.63)
AJA00001	B21048	Normal Heights Improvements 1 (sewer)	9	Released	\$453,750.11	\$0.00	\$23,750.23	(\$0.00)	\$4,681,455.00	(\$4,217,704.89)
AJA00001	B21064	Morena Improvements 3 (S)	7	Released	\$1,314,349.05	\$0.00	\$12,415.83	\$1,190,490.92	\$1,631,686.00	(\$1,507,807.87)
AJA00001	B21071	Mount Hope Improvements 1 (sewer)	9	Released	\$604,985.11	\$0.00	\$83,539.09	\$122,862.30	\$12,290,500.00	(\$11,808,377.19)
AJA00001	B21073	Mount Hope Improvements 2 (sewer)	9, 4	Released	\$928,494.27	\$113,785.30	\$226,611.13	\$663.51	\$4,396,242.00	(\$3,582,196.54)
AJA00001	B21075	Valencia Park Improvements 3 (sewer)	4	Released	\$827,716.13	\$81,360.12	\$210,087.71	\$66,505.92	\$5,465,707.89	(\$4,785,857.80)
AJA00001	B21080	Buchanan Canyon Swr Main Repair/Replace Emergency	3	Closed	\$484,749.89	\$0.00	\$35,922.58	\$0.00	N/A	\$0.00
AJA00001	B21095	Mission Center Canyon D Sewer Main Replacement	7	Released	\$106,403.05	\$0.00	\$11,383.14	(\$0.00)	\$4,847,000.00	(\$4,740,596.95)
AJA00001	B21096	Valencia Park Improvements 4 - sewer	4	Released	\$248,767.01	\$0.00	\$26,198.71	(\$0.00)	\$736,800.00	(\$488,032.99)
AJA00001	B21098	Valencia Park Improvements 5 - sewer	4	Released	\$562,379.64	\$0.00	\$146,844.31	\$0.00	\$6,864,800.00	(\$6,302,420.36)
AJA00001	B21131	Crespo Dr (Mecca-Soledad) Improv (S)	1	Released	\$312,197.00	\$0.00	\$79,307.19	\$61,811.91	\$930,514.09	(\$680,129.00)
AJA00001	B21145	Sewer & AC Water Group 1032A (S)	8	Released	\$357,630.43	\$0.00	\$108,870.04	\$0.00	\$11,307,812.13	(\$10,950,181.70)
AJA00001	B22004	Ocean Beach Improv 1 (S)	2	Released	\$407,487.61	\$0.00	\$101,709.45	(\$0.00)	\$5,071,694.00	(\$4,664,206.39)
AJA00001	B22038	Bermis Improv 1 (S)	5	Released	\$724,145.00	\$209,254.78	\$148,017.37	\$18,155.88	\$3,284,500.00	(\$2,787,766.81)
AJA00001	B22043	Adams North Improv 1 (S)	9	Released	\$1,351,500.00	\$446,608.86	\$381,070.07	\$187,478.63	\$8,083,472.99	(\$7,385,462.49)
AJA00001	B22073	Midway District Improv 2 (S)	2	Released	\$680,000.00	\$0.00	\$87,423.41	\$194,672.39	\$9,155,000.00	(\$8,669,672.39)
AJA00001	B22075	Midway District Improv 1 (S)	3	Released	\$690,000.00	\$0.00	\$222,220.18	\$7,557,000.00	\$33,996.09	(\$6,900,996.09)
AJA00001	B22076	Hillcrest Improv 2 (S)	3	Released	\$913,385.00	\$0.00	\$90,251.36	\$431,465.12	\$5,178,000.00	(\$4,696,080.12)
AJA00001	B22077	Hillcrest Improv 3 (S)	3	Released	\$1,153,319.00	\$0.00	\$192,645.70	\$215,684.78	\$13,018,000.00	(\$12,080,365.78)
AJA00001	B22091	Golden Hill Improv 2 (S)	3, 8	Released	\$1,228,304.50	\$71,178.72	\$3,610,212.07	\$27,444.50	\$4,320,020.00	(\$3,320,338.72)
AJA00001	B22099	Adams North Improv 2 (S)	9	Released	\$632,860.99	\$0.00	\$116,221.34	\$0.00	\$6,952,000.00	(\$6,319,139.01)
AJA00001	B22113	Skyline Improv 2 (S)	4	Released	\$791,000.00	\$0.00	\$163,847.29	\$26,660.83	\$10,360,000.00	(\$9,595,660.83)
AJA00001	B22136	La Jolla Improv 4 (S)	1	Released	\$549,637.01	\$0.00	\$36,925.85	(\$0.00)	\$5,272,550.00	(\$4,722,912.99)
AJA00001	B23005	Park West Improv 1 (S)	3	Released	\$165,989.76	\$0.00	\$3,392.66	(\$0.00)	\$2,572,000.00	(\$2,406,010.24)
AJA00001	B23007	Point Loma Heights Improv 2 (S)	2	Released	\$321,376.71	\$0.00	\$1,625.68	\$0.00	\$3,108,000.00	(\$2,786,623.29)
AJA00001	B23009	Jamacha Lomita Improv 2 (S)	4	Released	\$497,701.43	\$0.00	\$20,334.55	\$0.00	\$11,111,300.00	(\$10,613,598.57)
AJA00001	B23032	North Park Improv 3 (S)	3, 9	Released	\$617,058.56	\$0.00	\$20,015.32	\$0.00	\$7,250,943.44	(\$6,633,884.88)
AJA00001	B23034	Shelton Improv 1 (S)	8	Released	\$175,336.28	\$0.00	\$19,881.90	\$0.00	\$1,449,000.00	(\$1,273,663.72)
AJA00001	B23037	Pacific Beach Improv 2 (S)	1	Released	\$947,000.00	\$0.00	\$330,542.08	\$181,607.75	\$5,963,133.00	(\$5,197,740.75)
AJA00001	B23039	Midway District Improv 3 (S)	2	Released	\$400,000.00	\$0.00	\$87,477.38	\$2,522.13	\$6,424,000.00	(\$6,026,522.13)
AJA00001	B23041	Tierrasanta Improv 2 (S)	7	Completed	\$3,282,699.97	\$552,100.70	\$1,884,214.04	\$455,579.74	\$3,282,699.97	(\$1,007,680.44)
AJA00001	B23043	Orange Ave & 43rd St Sewer Main Repl	9	Completed	\$90,984.00	\$0.00	\$1,557.78	\$59,348.91	\$0.00	\$0.00
AJA00001	B23044	4625 Pendleton St Sewer Main Replacement	2	Released	\$129,154.00	\$0.00	\$9,536.71	\$31,949.93	\$0.00	\$0.00
AJA00001	B23048	Emerald Hills Improv 1(S)	4	Released	\$109,977.79	\$0.00	\$85,381.94	\$0.00	\$6,050,000.00	(\$5,940,022.21)
AJA00001	B23055	La Jolla Improv 5 (S)	1	Released	\$900,000.00	\$0.00	\$109,122.57	\$310,022.70	\$11,702,000.00	(\$11,112,022.70)
AJA00001	B23057	La Playa Improv 1 (S)	2	Released	\$439,597.46	\$0.00	\$157,608.68	\$0.00	\$3,943,824.00	(\$3,504,226.54)
AJA00001	B23063	La Jolla Improv 6 (S)	1	Released	\$1,146,025.00	\$0.00	\$300,220.54	\$207,338.18	\$15,667,000.00	(\$14,728,313.18)
AJA00001	B23065	University Heights Improv 1 (S)	3	Released	\$297,284.19	\$0.00	(\$1,300.80)	\$2,677,284.00	\$1,697,284.00	(\$2,679,999.81)
AJA00001	B23069	Miramar VTP Residuals Redirection (S)	5	Released	\$415,673.24	\$290,673.24	\$2,852.02	\$97,724.62	\$1,695,000.00	(\$1,687,724.62)
AJA00001	B23072	Cortez Improv 1 (S)	3	Released	\$277,804.26	\$0.00	\$19,777.61	(\$0.00)	\$3,753,582.00	(\$3,475,777.74)
AJA00001	B23081	Tierrasanta Improv 2A (S)	7	Released	\$657,466.56	\$0.00	\$157,673.19	\$179,769.18	\$6,618,000.00	(\$6,140,302.62)
AJA00001	B23108	1772 Mimulus Way Sewer Main Repl	1	Completed	\$170,760.00	\$0.00	\$16,042.21	\$46,342.67	\$0.00	\$0.00
AJA00001	B23132	4811 & 4745 Lomitas Dr Sewer Main Repl	3	Completed	\$293,086.42	\$0.00	\$92,354.86	\$0.00	\$0.00	\$0.00
AJA00001	B23133	4942 Chaucer Ave Sewer Main Repl	7	Completed	\$202,232.16	\$0.00	\$6,272.10	\$85,791.27	\$0.00	\$0.00
AJA00001	B23159	2408 Aneto St Sewer Main Replacement	3	Completed	\$164,476.53	\$0.00	\$13,436.84	\$0.00	\$0.00	\$0.00
AJA00001	B24026	Lincoln Ave & 18th St Sewer Main Repl	3	Completed	\$655,803.00	\$0.00	\$39,729.79	\$39,729.79	\$665,803.11	(\$39,729.79)
AJA00001	B24027	San Miguel & Franklin Ave Swr Main Repl	4	Completed	\$112,640.00	\$0.00	\$9,332.69	\$45,164.67	\$0.00	\$0.00
AJA00001	B24029	Hillcrest Improv 4 (S)	3	Released	\$66,621.77	\$0.00	\$55,280.06	\$0.00	\$4,335,000.00	(\$4,268,378.23)
AJA00001	B24031	Midtown Improv 1 (S)	3, 2	Released	\$485,340.00	\$0.00	\$141,123.62	\$298,547.31	\$4,146,000.00	(\$3,959,207.31)
AJA00001	B24033	North Park Improv 4 (S)	3	Released	\$542,169.38	\$0.00	\$289,559.17	\$0.00	\$4,862,228.00	(\$4,320,058.62)
AJA00001	B24035	Castle Improv 1 (S)	3	Released	\$412,911.98	\$0.00	\$291,082.43	\$0.00	\$5,257,700.00	(\$4,844,788.02)
AJA00001	B24037	Oak Park Improv 3 (S)	3	Released	\$653,141.67	\$0.00	\$488,915.77	\$0.00	\$15,511,000.00	(\$14,857,884.33)
AJA00001	B24039	University Heights Improv 2 (S)	3	Released	\$349,472.66	\$0.00	\$282,507.22	\$0.00	\$15,322,000.00	(\$14,972,527.34)

AJA00001	B24098	Clairemont Mesa East Improv 5 (S)	2	Released	\$850,000.00	\$0.00	\$608,009.63	\$86,383.45	\$22,869,000.00	(\$22,105,383.45)
AJA00001	B24100	Florida St Sewer Main Repl	3	Released	\$582,036.88	\$0.00	\$347,764.10	\$91,735.96	\$499,854.49	(\$9,553.57)
AJA00001	B24154	5651 Glenstone Way Sewer Main Repl	6	Completed	\$190,715.00	\$0.00	\$3,655.99	\$187,059.01	\$190,714.91	(\$187,059.92)
AJA00001	B25016	AC Water & Sewer Group 1033 West (S)	3	Released	\$696,173.25	\$0.00	\$27,971.22	\$670,202.03	\$7,481,801.53	(\$7,453,830.31)
AJA00001	B25026	Pacific Highway 9th Stw Repl Emergency	2	Completed	\$1,800,000.00	\$684,521.85	\$989,480.56	\$147,017.59	\$1,800,000.00	(\$831,539.44)
AJA00001	B25033	3041 Pennant Way Sewer Main Repl	6	Completed	\$141,131.00	\$0.00	\$19,230.23	\$121,900.77	Not in P6	\$0.00
AJA00001	B25037	South Park Improv 1 (S)	3	Released	\$200,000.00	\$0.00	\$92,625.87	\$107,374.13	\$1,970,000.00	(\$1,877,374.13)
AJA00001	B25039	La Jolla Improv 7 (S)	1	Released	\$30,312.79	\$0.00	\$30,312.79	\$0.00	\$1,000,000.00	(\$969,687.21)
AJA00001	B25042	Bay Ho Improv 4 (S)	2	Released	\$171,552.51	\$0.00	\$171,552.51	\$0.00	\$9,035,500.00	(\$8,863,947.49)
AJA00001	B25094	Jamacha Drainage Sewer Main Repl (S)	4	Released	\$229,960.41	\$0.00	\$8,641.53	\$221,318.88	\$2,100,000.00	(\$2,091,539.17)
AJA00002	AJA00002	Pipeline Rehabilitation AU-1	N/A	N/A	\$686,913.53	\$0.00	\$0.00	\$686,913.53	N/A	\$0.00
AJA00002	B14125	Pipeline Rehabilitation AF-1	1,6	Completed	\$4,764,021.20	\$0.00	\$9,632.77	\$32,423.44	\$4,939,021.20	(\$207,423.44)
AJA00002	B16001	Pipeline Rehabilitation AL-1	1	Closed	\$4,275,491.87	\$0.00	\$6,966.98	(\$0.00)	N/A	\$0.00
AJA00002	B16135	Pipeline Rehabilitation AN-1	7	Completed	\$5,594,770.15	\$0.00	\$36,302.13	\$59,009.25	\$5,584,368.00	(\$48,607.10)
AJA00002	B17150	Pipeline Rehabilitation AR-1	2	Completed	\$4,834,691.41	\$0.00	\$3,542.59	\$105,085.67	\$4,834,030.00	(\$104,424.26)
AJA00002	B17151	Pipeline Rehabilitation AQ-1	7	Completed	\$5,918,866.93	\$0.00	(\$3,433)	\$0.00	Not in P6	\$0.00
AJA00002	B18037	Pipeline Rehabilitation AU-1	7,2	Completed	\$5,041,821.11	\$0.00	\$20,604.30	\$107,234.87	\$5,041,821.11	(\$107,234.87)
AJA00002	B18062	PIPELINE REHABILITATION AV-1	9,4	Completed	\$4,956,850.75	\$0.00	\$77,964.72	\$69,407.65	\$4,954,094.34	(\$66,651.24)
AJA00002	B18085	Pipeline Rehabilitation AP-1a	1	Released	\$532,445.29	\$0.00	\$36,950.37	\$0.00	\$4,226,000.00	(\$3,693,554.71)
AJA00002	B18185	Accelerated Pipeline Rehab Ref Group 846	1, 3, 6, 8, 7, 9, 2, 4	Completed	\$2,086,965.04	\$0.00	\$14,129.90	\$313,660.82	\$2,192,298.94	(\$416,994.72)
AJA00002	B18203	PIPELINE REHABILITATION AX-1	4	Completed	\$3,974,400.80	\$0.00	\$33,158.33	\$117,347.18	\$3,974,400.80	(\$117,347.18)
AJA00002	B18212	PIPELINE REHABILITATION AY-1	1, 7, 2	Closed	\$5,664,280.37	\$0.00	\$27,232.23	(\$0.00)	N/A	\$0.00
AJA00002	B18224	Accelerated Pipeline Rehab Ref Group 850	3, 6, 8, 9, 2	Released	\$1240,168.87	\$246,579.86	\$121,374.85	\$109,707.99	\$3,571,510.42	(\$2,677,629.40)
AJA00002	B19145	Sewer Rehab 1051A	7	Completed	\$1,109,261.72	\$152,054.97	\$8,256.34	\$60,328.92	\$1,172,260.68	(\$275,382.85)
AJA00002	B19201	Pipeline Rehabilitation BB-1	7,2	Completed	\$5,421,507.95	\$98,754.54	\$110,615.65	\$49,417.21	\$5,738,200.00	(\$464,863.80)
AJA00002	B20014	Pipeline Rehabilitation BA-1	7	Completed	\$4,879,250.68	\$148,284.42	\$350,230.67	\$31,577.88	\$4,979,251.36	(\$279,862.98)
AJA00002	B21003	Tierrasanta Improvements 1 (sewer)	7	Completed	\$2,577,078.00	\$0.00	\$57,741.98	\$45,644.46	\$2,577,078.00	(\$45,644.46)
AJA00002	B21043	Mira Mesa Improvements 1 (sewer)	6	Released	\$2,278,187.02	\$0.00	\$127,836.35	\$81,862.73	\$2,273,700.00	(\$77,375.71)
AJA00002	B21044	University City Improvements 2 (sewer)	8	Released	\$5,131,400.00	\$1,494,105.99	\$2,957,778.74	\$7,152.27	\$9,111,375.68	(\$5,481,233.94)
AJA00002	B21045	Torrey Pines Improvements 1 (sewer)	1	Released	\$3,102,046.78	\$0.00	\$107,849.04	\$362,264.78	\$3,002,647.17	(\$2,383,447.34)
AJA00002	B22006	Skyline Improv 1 (S)	4	Released	\$4,895,657.35	\$2,223,306.38	\$3,157,019.45	(\$937,773.41)	\$5,595,657.70	(\$1,985,533.32)
AJA00002	B22007	Encanto Improv 3 (S)	4	Released	\$2,866,000.00	\$1,483,845.50	\$598,725.01	\$183,092.08	\$5,472,077.30	(\$4,273,014.88)
AJA00002	B22008	Chollas View Improv 1 (S)	4	Released	\$1,773,651.00	\$0.00	\$461,243.33	\$164,272.70	\$8,724,500.00	(\$7,115,121.70)
AJA00002	B22011	Jamacha Lomita Improv 1 (S)	4	Completed	\$3,232,064.85	\$319,725.47	\$510,615.38	\$53,501.53	\$3,506,936.13	(\$568,098.28)
AJA00002	B22022	Lake Murray Improv 3 (S)	7	Released	\$6,542,210.50	\$3,625,259.00	\$1,228,816.74	\$1,095,026.72	\$7,473,984.18	(\$5,652,059.40)
AJA00002	B22071	Point Loma Heights Improv 1 (S)	2	Released	\$458,847.05	\$0.00	\$4,813.96	\$0.00	\$9,987,000.00	(\$9,598,152.95)
AJA00002	B22097	Roseville/Fleet Ridge Improv 1 (S)	2	Released	\$3,388,301.58	\$2,800,000.00	\$76,195.86	\$274,386.42	\$5,613,507.08	(\$5,289,591.92)
AJA00002	B23042	Rancho Bernardo Improv 1 (S)	5	Released	\$6,315,158.53	\$433,706.93	\$5,273,162.47	\$104,889.77	\$7,392,782.93	(\$1,616,221.10)
AJA00002	B23111	Scripps Ranch Improv 2 (S)	5	Released	\$725,582.72	\$0.00	\$239,492.86	\$0.00	\$13,864,000.00	(\$13,138,417.28)
AJA00002	B23112	Serra Mesa Improv 1 Rehab (S)	7	Released	\$2,222,566.14	\$1,113,164.00	\$350,945.02	\$499,433.45	\$3,022,655.63	(\$2,412,596.94)
AJA00002	B24043	Citywide Referral Rehab 1 (S)	1, 6, 8, 5, 2	Released	\$2,045,978.39	\$1,049,431.80	\$193,928.85	\$473,210.51	\$3,386,585.36	(\$2,863,249.28)
AJA00002	B24053	Linda Vista Improv 1 (S)	7	Released	\$3,578,480.85	\$0.00	\$321,803.62	\$4,528,998.99	\$4,038,517.68	(\$4,038,517.68)
AJA00002	B25031	Citywide Referral MH Rehab 1	1, 3, 6, 7, 5, 2	Released	\$200,000.00	\$0.00	\$176,497.45	\$23,502.55	\$980,000.00	(\$803,502.55)
AJA00002	B25043	Clairemont Mesa East Improv 7 (S)	2	Released	\$218,745.68	\$0.00	\$218,745.68	\$0.00	\$6,058,000.00	(\$5,839,254.32)
AJA00002	B25061	Encanto Improv 3A (S)	4	Released	\$68,147.11	\$0.00	\$68,147.11	\$0.00	\$5,045,800.00	(\$4,977,652.89)
AJA00002	B25080	Citywide Referral Rehab 4 (S)	1, 2, 3, 4, 5, 6, 7, 8, 9	Released	\$395,500.00	\$0.00	\$377,903.05	\$17,596.95	\$1,134,000.00	(\$756,096.95)
AJB00001	AJB00001	Metropolitan Waste Water Department Trunk Sewers	N/A	N/A	\$4,253,165.50	\$0.00	\$0.00	\$4,253,165.50	N/A	\$0.00
AJB00001	B18096	Mira Mesa Trunk Sewer Improvement	6	Completed	\$7,702,757.52	\$34,570.28	\$126,819.82	\$191,659.69	\$7,528,364.00	(\$58,166.65)
AJB00001	B24010	Sewer Repl at Rady Childrens Hospital PA	6	Released	\$0.00	\$0.00	\$0.00	Not in P6	\$0.00	\$0.00
AJB00001	B24090	North/South Metro Intercep Manhole Rehab	3, 8, 2	Released	\$580,700.00	\$0.00	\$68,676.31	\$453,718.01	\$2,554,000.00	(\$2,427,018.01)
AKA00001	B21110	Paradise Mesa Pipeline Improvements	4	Completed	\$900,000.00	\$194.70	\$120,696.26	\$12,508.05	\$999,999.61	(\$12,702.36)
AKA00002	AKA00002	Pressure Reduction Facility Upgrades	N/A	N/A	\$2,292,195.82	\$0.00	\$0.00	\$2,292,195.82	N/A	\$0.00
AKA00002	B16017	Pressure Reducing Stations Upgrades Ph1	1, 3, 6, 7, 9	Released	\$2,085,579.30	\$27,605.52	\$136,194.62	\$7,119.74	\$12,305,000.00	(\$10,254,145.96)
AKA00002	B23050	Pressure Reducing Stations Upgrades 2a	1, 3, 6, 7	Released	\$3,139,458.68	\$2,418,705.43	\$399,094.86	\$91,065.19	\$15,960,000.00	(\$15,960,000.00)
AKA00002	B24105	Pressure Reducing Stations Upgrades 3	5, 8, 9, 4	Released	\$257,496.81	\$0.00	\$0.00	\$0.00	\$16,780,000.00	(\$16,522,503.19)
AKA00002	B24121	Pressure Reducing Stations Upgrades 4	5	Released	\$523,241.23	\$0.00	\$519,964.57	\$0.00	\$16,000,000.00	(\$15,476,758.77)
AKA00002	B24127	Pressure Reducing Stations Upgrades 2b	3, 7	Released	\$343,241.55	\$0.00	\$312,341.39	\$0.00	\$8,350,000.00	(\$8,006,758.45)
AKA00002	B24133	Pressure Reducing Stations Upgrades 5	6, 5	Released	\$570,887.61	\$0.00	\$566,293.33	\$0.00	\$16,700,000.00	(\$16,129,112.39)
AKA00003	AKA00003	Large Diameter Water Transmission PPL	N/A	N/A	\$2,928,036.82	\$10,000.00	\$0.00	\$2,918,036.82	N/A	\$0.00
AKA00003	B14092	Olav 2nd Pipeline Phase 1	4	Completed	\$26,148,206.11	\$99,736.50	\$1,539,227.88	\$1,418,833.26	\$27,704,116.04	(\$3,074,479.69)
AKA00003	B15134	16in & Larger CI WAS Main Repl Group A - water	1, 3, 7, 2	Released	\$2,227,614.14	\$0.00	\$2,207,311.17	\$1,186,014.84	\$7,227,311.17	(\$5,041,486.84)
AKA00003	B15158	Olav 2nd Pipeline Phase 3	Non-City	Released	\$10,548,200.00	\$387,841.61	\$476,560.78	\$5,249,873.89	\$42,266,000.00	(\$37,355,515.50)
AKA00003	B20015	Miramar Valves Replacement	5	Released	\$1,850,134.98	\$78,451.28	\$1,199,483.57	\$58,307.02	\$2,050,134.98	(\$336,758.30)
AKA00003	B21109	San Carlos Interconnect & Transmission Pipeline	7	Released	\$9,512,296.91	\$242,222.66	\$645,828.68	\$7,556,347.09	\$14,340,532.61	(\$12,626,805.45)
AKA00003	B21113	Morena Blvd Bridge Wtr Pipeline Replacement	3, 7, 2	Released	\$1,371,844.00	\$0.00	\$31,783.56	\$1,198,862.36	\$3,836,100.00	(\$3,666,118.36)
AKA00003	B23075	Miramar Valve No2 Replacement	5	Released	\$270,000.00	\$92,243.00	\$70,521.64	\$26,529.03	\$2,000,000.00	(\$1,848,772.03)
AKA00003	B24099	San Vicente Pipelines Improvements	Non-City	Released	\$1,588,990.00	\$1,197,868.06	\$230,263.58	\$18,910.90	\$7,739,000.00	(\$7,364,788.96)
AKA00003	B25032	Sutherland Pipeline Rehabilitation	Non-City	Released	\$200,000.00	\$0.00	\$0.00	\$200,000.00	Not in P6	\$0.00
AKB00003	AKB00003	Water Main Replacements	N/A	N/A	\$1,228,259.13	\$3,000.00	\$0.00	\$1,225,259.13	N/A	\$0.00
AKB00003	B00032	Water Group Job 525C	8	Released	\$1,100,602.98	\$245,685.67	\$140,170.49	\$124,862.53	\$6,600,850.67	(\$5,879,795.89)
AKB00003	B00131	Water Group 525 E	8	Released	\$1,522,003.94	\$403,064.36	\$241,774.77	\$94,325.95	\$7,757,423.00	(\$6,732,810.13)
AKB00003	B11036	Sewer & Water Group 940 (W)	9, 4	Completed	\$4,455,021.22	\$0.00	\$2,194,471	\$2,287.30	\$5,073,353.55	(\$5,070,619.63)
AKB00003	B11048	Water Group Job 952	3, 8	Released	\$19,232,283.91	\$5,310,374.52	\$4,509,231.96	\$1,013,428.90	\$24,642,789.74	(\$11,734,309.25)
AKB00003	B12057	Water and Sewer Group 965 (W)	1	Released	\$8,925,441.28	\$5,862,940.49	\$182,788.94	\$659,303.34	\$14,200,519.46	(\$11,797,922.01)
AKB00003	B12072	Water & Sewer Group 963 (W)	3	Completed	\$4,487,837.98	\$12,077.33	\$233,640.29	\$90,766.90	\$4,487,837.98	(\$102,844.23)
AKB00003	B12110	CALTRANS Pacific Beach PPL Central (W)	2	Released	\$684,233.25	\$0.00	\$0.00	\$10,000.00	\$684,233.21	(\$9,999.46)
AKB00003	B13011	Sewer & Water GJ Crown Pt to La Playa (W)	1	Completed	\$4,564,680.48	\$927,558.06	\$161,976.21	\$167,581.01	\$4,946,773.81	(\$1,477,232.40)
AKB00003	B13186	Water and Sewer GJ 955 (W)	6, 7, 2	Completed	\$4,983,102.64	\$0.00	\$24,313.87	\$114,348.04	\$4,985,009.96	(\$116,255.36)
AKB00003	B13197	Sewer & AC Water Group 776 (W)	4	Released	\$2,874,999.64	\$0.00	\$10,256.28	\$5,218.19	\$2,874,999.64	(\$1,928,797.81)
AKB00003	B14029	Water Group 969	3, 9, 2, 4	Released	\$2,627,772.43	\$0.00	\$121,893.89	\$405,822.84	\$7,139,230.19	(\$7,139,230.19)
AKB00003	B14100	Water Group 969	1, 3, 9, 2, 4	Closed	\$2,727,162.38	\$0.00	\$12,329.93	(\$0.00)	N/A	\$0.00
AKB00003	B15001	AC Water & Sewer Group 1026 (W)	9	Completed	\$8,565,112.65	\$0.00	\$0.00	\$197,600.10	\$8,565,110.71	(\$197,598.16)
AKB00003	B15030	Redwood Village Standpipe Main Replacement	9	Released	\$1,617,175.00	\$782,434.00	\$285,916.03	\$54,877.81	\$1,796,001.70	(\$1,016,138.51)
AKB00003	B15041	AC Water & Sewer Group 1011 (W)	1	Closed	\$8,679,193.55	\$0.00	(\$5,496.26)	\$0.00	N/A	\$0.00
AKB00003	B15069	Sewer and AC Water Group 778 (W)	4	Completed	\$13,964,299.89	\$0.00	(\$395,900.23)	\$1,762,913.67	\$12,429,147.75	(\$207,781.53)
AKB00003	B15070	Sewer and AC Water Group 793 (W)	4	Completed	\$2,453,753.77	\$109,170.75	\$2,447,731.17	\$43,408.50		

AKB00003	B16129	Sewer & AC Water Group 797 (W)	1	Closed	\$3,705,559.13	\$0.00	\$31,927.08	\$0.00	N/A	\$0.00
AKB00003	B16144	Sewer & AC Water Crown Point West (W)	1	Completed	\$10,520,712.38	\$220,354.41	\$299,470.00	\$168,391.44	\$11,975,627.43	(\$1,843,660.90)
AKB00003	B16177	AC Water Group 1012	4, 9	Completed	\$6,513,045.21	\$0.00	(\$112,111)	(\$50.00)	N/A	\$0.00
AKB00003	B17049	Sewer & Water Group 767A (W)	3	Closed	\$3,147,694.43	\$0.00	\$3,280.55	(\$69.00)	N/A	\$0.00
AKB00003	B17052	Market St. Water Pipe Replacement	9	Completed	\$2,674,486.93	\$6,192.80	\$0.00	\$51,556.03	\$2,930,486.93	(\$113,748.93)
AKB00003	B17091	Remainins Small Diameter CI Water Ph 3	1, 3, 7, 2, 4	Completed	\$5,677,283.23	\$0.00	\$1,175.45	\$233,846.57	\$5,677,283.21	(\$233,846.55)
AKB00003	B17105	Sewer & AC Water Group 1032 (W)	8	Released	\$3,194,495.12	\$253,057.44	\$91,443.42	\$406,846.46	\$1,899,467.84	(\$9,374,876.62)
AKB00003	B17115	Sewer and AC Water Group 812 (W)	1	Completed	\$5,768,081.05	\$7,083.75	\$655,389.42	\$141,455.03	\$5,916,473.00	(\$296,930.73)
AKB00003	B17116	Sewer and AC Water Group 763 (W)	7, 2	Completed	\$2,774,235.29	\$275,302.98	\$305,057.18	\$341,947.22	\$2,774,235.03	(\$617,249.94)
AKB00003	B17140	Ballboa Park Pipeline Repl Ph II (W)	3	Completed	\$7,762,491.33	\$0.00	\$1,26,265.75	\$213,187.89	\$7,695,947.74	(\$146,644.74)
AKB00003	B17141	Ballboa Park Pipeline Repl Ph III (W)	3	Completed	\$5,529,045.38	\$0.00	\$567,201.64	\$25,697.94	\$5,974,116.81	(\$1,133,015.74)
AKB00003	B17153	AC Water Group 1038	6, 5	Completed	\$11,297,864.88	\$803,289.15	\$2,383,036.13	\$537,017.76	\$11,297,864.73	(\$1,340,306.76)
AKB00003	B17167	Sewer and AC Water Group 765 (W)	4	Closed	\$4,387,404.60	\$0.00	\$302,594.26	(\$0.00)	N/A	\$0.00
AKB00003	B17169	Mission Beach Water & Sewer Repl (W)	2	Completed	\$16,947,466.52	\$640,096.65	\$4,206,282.45	(\$112,858.95)	\$17,795,803.52	(\$1,375,574.70)
AKB00003	B17177	AC Water & Sewer Group 1042 (W)	9	Closed	\$10,440,686.24	\$0.00	\$25,631.32	(\$0.00)	N/A	\$0.00
AKB00003	B17186	AC Water & Sewer Group 1044 (W)	9	Completed	\$4,016,513.92	\$0.00	\$199.36	\$7,825.66	\$4,089,201.06	(\$80,512.80)
AKB00003	B18013	AC Water Group 1039	1, 4	Released	\$2,816,458.67	\$209,534.01	\$267,662.53	\$942,983.76	\$24,837,331.23	(\$23,073,380.43)
AKB00003	B18021	AC Water & Sewer Group 1033 (W)	3	Released	\$3,863,780.49	\$462,190.31	\$652,715.75	\$533,298.27	\$15,831,251.17	(\$12,962,959.26)
AKB00003	B18064	Sewer & AC Water Group 1034 (W)	2	Released	\$948,422.38	\$0.00	\$81,224.20	\$42,987.04	\$17,228,102.00	(\$16,322,666.66)
AKB00003	B18068	AC Water & Sewer Group 1040 (W)	8	Released	\$5,021,705.12	\$2,539,067.30	\$90,979.73	\$756,589.09	\$24,178,559.32	(\$22,452,510.59)
AKB00003	B18071	Sewer & AC Water Group 765A (W)	4	Released	\$10,273,865.91	\$1,143,295.05	\$3,241,960.76	\$1,874,783.89	\$10,633,926.46	(\$3,378,139.49)
AKB00003	B18072	Sewer & AC Water Group 841 (W)	9	Completed	\$1,968,077.85	\$1,566.18	\$15,163.83	\$127,816.14	\$2,018,077.81	(\$179,382.28)
AKB00003	B18075	Water Group 970 CI	1, 2, 3, 7, 9	Closed	\$7,097,227.08	\$0.00	\$147.07	\$0.00	N/A	\$0.00
AKB00003	B18077	Water Group 972 CI	3, 8, 7, 9, 4	Released	\$6,089,351.48	\$3,710,633.22	\$430,157.92	\$624,073.65	\$11,106,156.31	(\$9,351,511.70)
AKB00003	B18088	AC Water & Sewer Group 1048 (W)	6	Released	\$3,416,691.26	\$1,849,943.76	\$304,351.88	\$128,485.51	\$3,873,884.42	(\$2,435,622.43)
AKB00003	B18089	AC Water & Sewer Group 1049 (W)	6, 7, 2	Released	\$2,162,298.11	\$0.00	\$120,576.59	\$0.00	\$52,534,592.67	(\$50,372,294.56)
AKB00003	B18090	AC Water & Sewer Group 1050 (W)	7, 9, 2	Released	\$12,040,009.65	\$192,147.92	\$1,403,484.02	\$40,640.16	\$11,712,615.00	\$94,606.57
AKB00003	B18091	AC Water & Sewer Group 1051 (W)	7	Completed	\$2,126,334.49	\$8,664.45	\$10,817.68	\$35,161.63	\$2,141,334.22	(\$86,825.81)
AKB00003	B18092	AC Water & Sewer Group 1052 (W)	8, 4	Completed	\$11,194,377.66	\$348,171.67	\$2,225,702.27	\$266,009.32	\$11,407,583.21	(\$827,386.54)
AKB00003	B18093	AC Water & Sewer Group 1053 (W)	8, 4	Completed	\$9,590,851.08	\$32,738.49	\$1,096,243.08	\$92,658.16	\$9,369,850.66	(\$2,384,394.23)
AKB00003	B18104	Alvarado TS Water Main Relocations	7	Released	\$841,575.31	\$0.00	\$213,061.59	\$79,088.20	\$11,447,866.65	(\$10,685,379.54)
AKB00003	B18107	AC Water & Sewer Group 1054 (W)	9, 4	Released	\$12,968.50	\$35,079.38	\$25,941.41	\$9,614,841.00	\$11,447,866.65	(\$24,750,750.91)
AKB00003	B18113	Sewer & AC Water Group 786 (W)	1	Completed	\$1,417,967.09	\$0.00	\$7,813.69	\$14,808.61	\$1,417,967.09	(\$14,808.61)
AKB00003	B18114	Sewer & AC Water Group 1037 (W)	3	Released	\$508,382.10	\$0.00	\$18,870.84	(\$0.00)	\$6,098,400.00	(\$5,590,017.90)
AKB00003	B18115	Sewer & AC Water Group 1055 (W)	3	Released	\$965,155.84	\$17,923.35	\$131,006.44	\$130,129.21	\$4,953,046.26	(\$4,135,942.88)
AKB00003	B18121	AC Water & Sewer Group 1036 (W)	1, 9	Completed	\$6,522,998.25	\$47,196.35	\$64,626.20	\$6,547,904.56	\$6,547,904.56	(\$6,547,904.56)
AKB00003	B18181	AC Water & Sewer Group 1056 (W)	7, 9	Completed	\$11,789,959.59	\$10,936.84	\$562,073.89	\$28,308.28	\$11,921,027.42	(\$170,372.59)
AKB00003	B18193	Sewer & AC Water Group 1058 (W)	1	Released	\$584,748.44	\$0.00	\$46,815.80	(\$0.00)	\$4,200,000.00	(\$3,615,251.56)
AKB00003	B18195	AC Water & Sewer Group 1057 (W)	1	Released	\$603,698.32	\$0.00	\$100,669.10	\$0.00	\$8,795,380.00	(\$8,191,681.68)
AKB00003	B18197	Talmadge AC Water Main Replacement	9	Closed	\$2,788,613.07	\$0.00	\$35,536.90	\$0.00	N/A	\$0.00
AKB00003	B18200	Clairmont Mesa E Improv 1 (W)	2	Completed	\$7,116,600.13	\$0.00	\$393,889.25	\$125,182.26	\$7,116,600.13	(\$125,182.01)
AKB00003	B18208	Scraps Ranch Improv 1 (W)	6, 5	Completed	\$7,731,684.85	\$70,952.56	\$2,460,828.83	\$441,407.39	\$8,046,852.79	(\$8,020,747.89)
AKB00003	B18209	Encanto Improv 1 (W)	4	Released	\$14,696,834.31	\$6,221,957.71	\$5,082,335.11	\$793,082.01	\$15,256,967.32	(\$7,575,172.73)
AKB00003	B18210	Lincoln Park Improvement 1 (W)	4	Released	\$1,043,987.20	\$144,973.75	\$87,483.49	\$53,515.60	\$5,486,987.20	(\$4,641,489.36)
AKB00003	B18215	Damon Ave Water Main Extension & AC Repl	1	Completed	\$1,779,438.48	\$0.00	\$33,199.63	\$2,286.51	\$1,789,669.72	(\$12,517.75)
AKB00003	B19027	Bay Park Improv 1 (W)	2	Released	\$947,000.22	\$0.00	\$186,367.50	\$0.00	\$8,165,384.52	(\$7,218,384.30)
AKB00003	B19028	Morena Improv 1 (W)	7	Released	\$6,621,735.67	\$992,908.00	\$3,448,196.68	\$48,624.19	\$6,841,735.67	(\$1,261,532.19)
AKB00003	B19034	Hilcrest Improv 1 (W)	3	Released	\$71,577.02	\$67,999.99	\$0.00	\$55,088.90	\$4,038,250.00	(\$3,967,226.80)
AKB00003	B19065	Encanto Improv 2 (W)	4	Released	\$3,860,043.37	\$85,857.98	\$2,802,195.52	\$391,257.71	\$12,287,129.00	(\$8,904,201.32)
AKB00003	B19083	Allied Gardens Improv 1 (W)	7	Released	\$689,368.11	\$0.00	\$119,462.98	\$0.00	\$6,529,300.00	(\$5,839,931.89)
AKB00003	B19086	University City Improv 1 (W)	6	Released	\$8,910,860.34	\$5,519,828.57	\$2,267,873.63	\$431,690.80	\$9,989,974.45	(\$8,030,633.48)
AKB00003	B19093	Rancho Penasquitos Improv 1(W)	5	Released	\$5,213,376.06	\$1,840,766.97	\$1,362,164.66	\$98,433.86	\$7,342,180.73	(\$2,068,005.50)
AKB00003	B19106	Bay Ho Improv 2 (W)	2	Released	\$5,420,035.14	\$3,058,497.70	\$2,725,580.44	\$710,188.42	\$7,946,391.39	(\$5,810,042.37)
AKB00003	B19117	La Jolla Improv 2 (W)	1	Released	\$9,431,734.09	\$532,911.23	\$1,619,350.00	\$799,008.81	\$11,412,764.83	(\$3,312,954.48)
AKB00003	B19119	AC Water & Sewer Group 1054A (W)	9, 4	Released	\$440,009.03	\$0.00	\$90,297.05	\$3,095,056.80	\$4,038,250.00	(\$3,984,201.32)
AKB00003	B19120	La Jolla Improv 1 (W)	1	Released	\$8,188,467.51	\$5,489,620.12	\$1,619,302.98	\$10,866,014.38	\$8,109,794.93	(\$5,372,066.57)
AKB00003	B19134	Bay Ho Improv 3 (W)	2	Released	\$8,253,917.44	\$2,097,056.12	\$4,287,250.22	\$274,935.29	\$9,550,407.31	(\$3,668,481.28)
AKB00003	B19135	Lake Murray Improv 2 (W)	7	Completed	\$14,372,281.89	\$1,990,877.56	\$1,891,063.50	\$537,354.45	\$15,191,908.45	(\$3,347,858.57)
AKB00003	B19141	Redwood Village/Rolando Park Improv 1(W)	9	Released	\$4,842,027.66	\$1,824.21	\$3,426,682.74	\$785,814.19	\$7,162,084.13	(\$3,307,694.87)
AKB00003	B19142	Pacific Beach Improv 1 (W)	1	Released	\$1,817,534.00	\$0.00	\$363,293.57	\$70,713.81	\$8,710,558.00	(\$6,963,737.81)
AKB00003	B19148	College West Improv 1 (W)	9	Released	\$60,137.10	\$0.00	\$0.00	\$0.00	\$10,018,773.55	(\$9,958,636.45)
AKB00003	B19149	College West Improv 2 (W)	9	Released	\$494,974.04	\$0.00	\$62,665.47	\$0.00	\$2,940,700.00	(\$2,445,725.96)
AKB00003	B19160	Sewer & AC Water Group 793A (W)	8	Released	\$6,325,161.99	\$2,368,680.83	\$1,594,878.66	\$1,662,013.90	\$12,631,452.48	(\$10,336,985.22)
AKB00003	B19166	AC Water and Sewer Group 1052A (W)	8, 4	Completed	\$7,965,041.19	\$0.00	\$486,138.08	\$176,219.49	\$8,040,041.19	(\$251,219.49)
AKB00003	B19190	Allied Gardens Improv 2 (W)	7	Released	\$163,403.15	\$0.00	\$95,804.54	\$0.00	\$1,037,770.00	(\$874,366.85)
AKB00003	B19194	Redwood Village/Rolando Park Improv 2(W)	9, 4	Released	\$13,735,597.92	\$5,045,679.64	\$7,254,287.40	\$446,278.55	\$14,606,394.57	(\$6,362,754.84)
AKB00003	B19196	Mission Valley West Improv 1 (W)	3	Released	\$1,475,485.80	\$8,081.04	\$257,003.06	\$8,755.43	\$17,756,641.70	(\$16,297,992.37)
AKB00003	B19199	AC Water Group 1023A	3	Released	\$353,360.24	\$116,657.00	\$99,855.51	\$38,613.34	\$1,754,380.00	(\$1,557,608.34)
AKB00003	B19205	AC Water and Sewer Group 1023B (W)	3	Released	\$4,076,324.00	\$348,585.37	\$1,649,151.22	(\$133,009.76)	\$4,407,675.06	(\$546,926.67)
AKB00003	B19210	Eugene PL & Raymond St Water Replacement	9	Closed	\$450,033.78	\$0.00	(\$243.33)	(\$0.00)	N/A	\$0.00
AKB00003	B20009	Clairmont Mesa East Improv 2 (W)	2	Released	\$16,651,409.83	\$3,485,011.18	\$5,907,548.68	\$1,465,425.68	\$17,281,814.92	(\$5,580,841.87)
AKB00003	B20010	Bay Park Improv 2 (W)	2	Released	\$562,643.97	\$0.00	\$3,028.69	\$0.00	\$8,439,200.00	(\$7,876,556.03)
AKB00003	B20011	Colina Del Sol Improv 1 (W)	9	Released	\$1,326,094.94	\$151,047.67	\$257,028.38	\$15,257.21	\$11,538,138.00	(\$10,378,347.94)
AKB00003	B20023	La Jolla Improv 3 (W)	1	Released	\$1,247,569.00	\$190,264.35	\$159,354.94	\$947.38	\$7,210,087.00	(\$6,153,709.73)
AKB00003	B20025	Paradise Hills Improv 1 (W)	4	Released	\$4,085,378.65	\$258,531.47	\$2,369,416.11	\$328,959.22	\$4,202,378.65	(\$704,490.69)
AKB00003	B20029	Bay Terraces Improv 1 (W)	4	Released	\$8,322,676.29	\$3,933,826.68	\$2,770,321.45	\$234,657.49	\$8,737,847.22	(\$4,583,655.10)
AKB00003	B20030	Stockton Improv 1 (W)	8, 9	Released	\$352,371.63	\$0.00	\$53,751.20	\$0.00	\$1,553,900.00	(\$1,201,528.37)
AKB00003	B20032	Clairmont Mesa West Improv 1 (W)	2	Completed	\$984,941.31	\$39,691.98	\$75,424.87	\$103,164.63	\$984,941.31	(\$142,856.61)
AKB00003	B20037	Corridor Improv 1 (W)	9	Released	\$976,165.90	\$0.00	\$73,815.33	\$0.00	\$17,259,200.00	(\$16,283,034.10)
AKB00003	B20039	Chollas Creek Improv 1 (W)	9, 4	Released	\$38,027,616.38	\$38,023,922	\$2,742.18	\$50,726.00	\$9,819,519.00	(\$8,899,687.72)
AKB00003	B20043	Clairmont Mesa East Improv 3 (W)	2	Released	\$1,883,446.66	\$113,146.08	\$1,010,968.96	\$365,301.20	\$2,022,295.04	(\$617,295.66)
AKB00003	B20044	Corridor Improv 2 (W)	9	Released	\$5,527,082.97	\$2,488,233.89	\$1,352,571.80	\$34,895.91	\$15,472,480.32	(\$12,468,527.15)
AKB00003	B20047	Stockton Improv 2 (W)	9	Released	\$600,192.74	\$0.00	\$18,961.82	\$0.00	\$12,813,	

AKB00003	B21049	Normal Heights Improvements 1 (water)	9	Released	\$707,646.14	\$0.00	\$10,543.16	(\$0.00)	\$41,279,618.00	(\$40,571,971.86)
AKB00003	B21055	Asbestos Cement Water Group 1027A	3	Released	\$4,304,486.97	\$391,359.96	\$669,709.26	\$28,552.35	\$4,404,486.73	(\$519,912.07)
AKB00003	B21056	Morena Improvements 3 (w)	7	Closed	\$1,473,522.24	\$0.00	\$5,266.64	\$0.00	N/A	\$0.00
AKB00003	B21072	Mount Hope Improvements 1 (water)	9	Released	\$254,000.00	\$0.00	\$39,982.05	\$30,850.26	\$5,348,330.00	(\$5,125,230.26)
AKB00003	B21074	Mount Hope Improvements 2 (water)	9	Released	\$746,552.78	\$38,509.90	\$155,312.61	\$4,480.15	\$5,062,076.00	(\$4,358,513.27)
AKB00003	B21076	Rancho Pensacuitos Improvements 2 (water)	5	Completed	\$5,156,409.07	\$0.00	\$195,341.47	\$83,893.02	\$5,256,364.00	(\$183,847.95)
AKB00003	B21081	Azalea Hollywood Park Improvements 1 - water	7.9	Completed	\$130,000.00	\$16,137.66	\$0.00	\$90,767.53	\$130,000.00	(\$106,905.19)
AKB00003	B21097	Valencia Park Improvements 4 - water	4	Released	\$209,752.22	\$0.00	\$18,760.23	(\$0.00)	\$1,456,562.00	(\$1,246,809.78)
AKB00003	B21132	Crespo Dr (Mecca-Soleidad) Improv (W)	1	Released	\$277,900.00	\$0.00	\$88,120.45	\$58,677.88	\$1,474,335.67	(\$1,255,113.55)
AKB00003	B21146	Sewer & AC Water Group 1032A (w)	8	Released	\$346,354.21	\$0.00	\$94,539.48	\$0.00	\$9,075,846.00	(\$8,729,491.79)
AKB00003	B21152	Ocean Beach Improv 1A (W)	2	Closed	\$1,554,993.62	\$0.00	\$0.88	(\$0.00)	N/A	\$0.00
AKB00003	B22003	Ocean Beach Improv 1 (W)	2	Released	\$545,454.64	\$0.00	\$123,559.54	\$0.00	\$4,623,415.00	(\$4,077,960.36)
AKB00003	B22015	Via De La Valle Pipeline	1	Released	\$559,392.96	\$0.00	\$142,550.59	\$29,007.14	\$9,893,183.00	(\$9,362,797.18)
AKB00003	B22019	Azalea Park Improv 2 (W)	9	Released	\$1,120,572.56	\$0.00	\$249,835.47	\$0.00	\$6,940,000.00	(\$5,819,427.44)
AKB00003	B22020	Fairmont Park Improv 1 (W)	9	Released	\$1,069,463.70	\$51,656.25	\$345,820.28	\$117,083.04	\$8,116,429.44	(\$7,215,705.03)
AKB00003	B22021	North Park Improv 2 (W)	3	Released	\$9,575,000.00	\$2,266,171.25	\$6,801,884.57	(\$73,839.62)	\$16,141,460.56	(\$8,758,792.19)
AKB00003	B22023	Oak Park Improv 2(W)	4	Released	\$2,152,809.70	\$852,968.82	\$396,466.17	\$371,787.51	\$15,903,600.00	(\$14,075,546.83)
AKB00003	B22026	Talmadge Improv (W)	9	Released	\$9,880,450.00	\$8,157,975.00	\$312,669.46	\$910,511.85	\$10,747,175.00	(\$9,935,211.85)
AKB00003	B22044	Adams North Improv 1 (W)	9	Released	\$1,553,500.00	\$570,227.35	\$431,069.98	\$323,349.30	\$13,237,900.00	(\$12,577,976.65)
AKB00003	B22060	Barrio Logan Improv 1 (W)	8	Released	\$610,504.00	\$130,051.76	\$135,843.02	\$20,977.38	\$5,316,900.00	(\$4,857,425.14)
AKB00003	B22070	Point Loma Heights Improv 1 (W)	2	Released	\$204,505.61	\$0.00	\$1,390.54	\$0.00	\$4,252,500.00	(\$4,047,494.39)
AKB00003	B22072	Midway District Improv 2 (W)	2	Released	\$610,000.00	\$0.00	\$61,153.90	\$161,047.22	\$6,704,500.00	(\$6,295,547.22)
AKB00003	B22074	Midway District Improv 1 (W)	2	Released	\$787,000.00	\$0.00	\$269,710.88	\$32,756.16	\$9,315,000.00	(\$8,560,756.16)
AKB00003	B22090	Adams North Improv 2 (W)	2	Released	\$668,449.05	\$0.00	\$112,509.11	\$0.00	\$7,373,000.00	(\$6,704,550.95)
AKB00003	B22092	Roseville/Fleet Ridge Improv 1 (W)	2	Released	\$3,477,548.48	\$2,214,000.00	\$100,189.00	\$762,903.18	\$13,958,497.48	(\$13,457,852.18)
AKB00003	B22093	Golden Hill Improv 2 (W)	3	Released	\$2,169,020.50	\$255,796.48	\$471,115.97	\$67,603.83	\$21,332,400.00	(\$19,486,779.81)
AKB00003	B22114	Skyline Improv 2 (W)	4	Released	\$604,615.96	\$0.00	\$128,626.94	\$0.00	\$11,870,000.00	(\$11,265,384.04)
AKB00003	B22137	La Jolla Improv 4 (W)	1	Released	\$352,237.69	\$0.00	\$21,236.43	\$0.00	\$13,207,500.00	(\$12,855,262.31)
AKB00003	B22151	Paradise Hills Pipeline Replacement	4	Released	\$922,722.39	\$0.00	\$367,006.90	\$0.00	\$5,914,636.50	(\$4,991,914.11)
AKB00003	B22152	Morena Improv 3A (W)	7	Released	\$651,659.00	\$0.00	\$116,65.73	\$613,423.20	\$692,790.00	(\$654,554.20)
AKB00003	B23006	Park West Improv 1 (W)	3	Released	\$171,405.11	\$0.00	\$3,119.00	\$17,090.94	\$2,848,000.00	(\$2,693,685.83)
AKB00003	B23008	Point Loma Heights Improv 2 (W)	2	Released	\$483,477.17	\$0.00	\$3,124.90	\$0.00	\$8,805,000.00	(\$8,321,522.83)
AKB00003	B23010	Jamacha Lomita Improv 2 (W)	4	Released	\$395,356.49	\$0.00	\$97,999.61	\$0.00	\$4,612,600.00	(\$4,217,243.51)
AKB00003	B23015	Redland Improv (W)	9	Completed	\$2,279,447.81	\$0.00	\$154,083.69	\$642,959.79	\$1,584,635.51	\$51,852.51
AKB00003	B23033	North Park Improv 3 (W)	3	Released	\$530,810.54	\$0.00	\$212,065.72	\$0.00	\$8,805,000.00	(\$7,874,189.46)
AKB00003	B23035	Shelton Improv 1 (W)	8	Released	\$603,949.04	\$0.00	\$55,518.63	\$0.00	\$2,588,000.00	(\$2,084,051.36)
AKB00003	B23038	Pacific Beach Improv 2 (W)	1	Released	\$931,000.00	\$0.00	\$382,198.12	\$117,510.39	\$11,348,860.00	(\$10,535,370.39)
AKB00003	B23040	Midway District Improv 3 (W)	2	Released	\$331,793.98	\$0.00	\$75,085.07	\$0.00	\$6,685,100.00	(\$6,353,306.02)
AKB00003	B23047	Redwood Village/Rolando Park Imp 1A (W)	9	Completed	\$3,548,340.45	\$153,663.73	\$237,975.98	\$84,564.74	\$3,362,144.00	(\$52,032.02)
AKB00003	B23056	La Jolla Improv 5 (W)	1	Released	\$650,000.00	\$0.00	\$68,845.46	\$207,966.71	\$7,559,000.00	(\$7,116,966.71)
AKB00003	B23058	La Playa Improv 1 (W)	2	Released	\$459,346.69	\$0.00	\$161,735.79	\$0.00	\$4,604,000.00	(\$4,144,653.31)
AKB00003	B23064	La Jolla Improv 6 (W)	1	Released	\$886,900.00	\$0.00	\$243,786.05	\$188,744.20	\$14,929,844.20	(\$13,042,944.20)
AKB00003	B23066	University Heights Improv 1 (W)	3	Released	\$290,968.26	\$0.00	\$4,414.84	\$0.00	\$6,117,000.00	(\$5,826,031.74)
AKB00003	B23073	Cortez Improv 1 (W)	3	Released	\$308,865.80	\$0.00	\$15,869.27	\$0.00	\$6,703,789.00	(\$6,394,923.20)
AKB00003	B23083	Cabrillo Palisades 600 Rezoning	6, 7, 2	Released	\$2,575,637.00	\$2,112,381.12	\$189,299.18	\$52,951.13	\$16,955,900.00	(\$16,545,595.25)
AKB00003	B23142	Talmadge Improv 2 (W)	9	Released	\$351,849.89	\$0.00	\$306,671.23	\$0.00	\$12,000,000.00	(\$11,648,150.11)
AKB00003	B23143	Eastlake Mall AC Replacement	3	Released	\$2,899,862.61	\$685,904.27	\$874,452.01	\$547,857.03	\$6,959,437.96	(\$5,293,336.65)
AKB00003	B24030	Hilcrest Improv 4 (W)	3	Released	\$58,918.52	\$0.00	\$59,554.69	\$0.00	\$1,079,400.00	(\$1,010,481.48)
AKB00003	B24032	Midtown Improv 1 (W)	3, 2	Released	\$200,000.00	\$0.00	\$103,503.93	\$48,376.53	\$8,770,500.00	(\$8,618,876.53)
AKB00003	B24034	North Park Improv 4 (W)	3	Released	\$340,965.78	\$0.00	\$179,879.16	\$0.00	\$6,459,400.00	(\$6,118,434.22)
AKB00003	B24036	Castle Improv 1 (W)	9	Released	\$232,159.40	\$0.00	\$143,344.06	\$0.00	\$4,965,500.00	(\$4,733,340.60)
AKB00003	B24038	Oak Park Improv 3 (W)	4	Released	\$618,765.09	\$0.00	\$454,990.48	\$0.00	\$19,623,000.00	(\$19,004,234.91)
AKB00003	B24040	University Heights Improv 2 (W)	3	Released	\$218,025.54	\$0.00	\$172,964.07	\$0.00	\$18,865,700.00	(\$18,646,674.46)
AKB00003	B24042	Bay Terraces Improv 2 (W)	4	Released	\$334,500.82	\$0.00	\$196,576.23	\$0.00	\$7,232,000.00	(\$6,897,499.18)
AKB00003	B24044	Paradise Hills Improv 2 (W)	4	Released	\$473,668.34	\$0.00	\$117,428.12	\$0.00	\$24,151,771.00	(\$23,678,102.65)
AKB00003	B24046	Paradise Hills Improv 3 (W)	4	Released	\$516,131.40	\$0.00	\$140,033.50	\$0.00	\$15,200,000.00	(\$14,683,866.60)
AKB00003	B24048	Point Loma Heights Improv 3 (W)	2	Released	\$418,625.18	\$0.00	\$320,733.55	\$0.00	\$16,535,906.00	(\$16,117,280.82)
AKB00003	B24050	Emerald Hills Improv 1 (W)	4	Released	\$178,522.43	\$0.00	\$148,561.69	\$0.00	\$23,300,000.00	(\$23,121,477.57)
AKB00003	B24057	Ridgeview Webster Improv 1 (W)	9, 4	Released	\$291,989.24	\$0.00	\$163,357.68	\$0.00	\$11,440,000.00	(\$11,148,010.76)
AKB00003	B24071	Valencia Park Improv 6 (W)	4	Released	\$271,965.48	\$0.00	\$201,509.07	\$0.00	\$4,135,900.00	(\$3,963,934.52)
AKB00003	B24072	Guy St Water Main Replacement	4	Completed	\$1,010,212.27	\$30,921.27	\$1,041,133.54	\$236,295.29	\$1,500,000.00	(\$1,263,766.71)
AKB00003	B24089	Sewer & AC Water Group 764B (W)	2	Released	\$500,163.00	\$873.62	\$462,006.31	\$2,754.26	\$613,407.05	(\$116,871.93)
AKB00003	B24104	Barrio Logan Roundabouts (W)	8	Released	\$25,300.00	\$0.00	\$2,455.71	\$7,785.12	\$67,000.00	(\$49,485.12)
AKB00003	B25014	AC Water & Sewer Group 1033 North (W)	3, 2	Released	\$954,204.00	\$0.00	\$274,942.12	\$679,261.88	\$18,302,568.30	(\$18,027,626.18)
AKB00003	B25015	AC Water & Sewer Group 1033 West (W)	3	Released	\$1,159,289.75	\$0.00	\$80,454.94	\$1,078,834.81	\$24,984,395.07	(\$24,903,940.13)
AKB00003	B25038	South Park Improv 1 (W)	3	Released	\$200,000.00	\$0.00	\$92,258.18	\$107,741.82	\$13,208,600.00	(\$13,116,341.82)
AKB00003	B25040	La Jolla Improv 7 (W)	1	Released	\$94,310.26	\$0.00	\$94,310.26	\$0.00	\$16,800,000.00	(\$16,705,689.74)
AKB00003	B25041	La Jolla Improv 8 (W)	1	Released	\$244,715.40	\$0.00	\$244,715.40	\$0.00	\$14,748,000.00	(\$14,503,284.60)
AKB00003	B25073	Cast Iron Pipeline Replacement 1 (W)	1, 2, 3, 6, 9	Released	\$400,000.00	\$0.00	\$340,443.00	\$59,557.00	\$3,158,300.00	(\$2,817,857.00)
AKB00003	B25074	Madrone Ave Pipe Replacement	4	Released	\$200,000.00	\$0.00	\$11,401.26	\$98,593.79	\$1,844,370.00	(\$1,742,963.79)
AKB00003	B25075	San Carlos Water Pipeline	7	Released	\$475,000.00	\$0.00	\$400,972.66	\$74,027.34	\$9,230,600.00	(\$8,829,027.34)
AKB00003	B25095	Jamacha Drainage Water Main Repl (W)	4	Released	\$130,249.59	\$0.00	\$5,196.60	\$125,052.99	\$900,000.00	(\$894,803.40)
ALA00001	ALA00001	Pure Water Program	N/A	N/A	\$32,870,136.58	\$0.00	\$0.00	\$32,870,136.58	N/A	\$0.00
ALA00001	B15139	North City Pure Water Facility	6	Completed	\$6,092,677.25	\$4,759.50	(\$554,799.00)	\$575,501.97	\$7,388,750.69	(\$1,876,334.91)
ALA00001	B15140	North City Pure Water Pump Station	6	Released	\$20,816,457.78	\$3,950,247.83	\$3,563,665.37	\$129,096.69	\$26,676,138.17	(\$36,606,163.08)
ALA00001	B15141	PWP Morena Conveyance	3, 6, 7, 2	Released	\$312,103,997.94	\$60,452,905.68	\$76,197,349.41	\$10,449,770.17	\$320,932,899.66	(\$1,042,530,276.55)
ALA00001	B15142	NCWRP Expansion	6	Released	\$7,534,268.66	\$4,426.26	\$0.00	\$20,731.57	\$17,155,000.23	(\$9,645,889.40)
ALA00001	B16035	North City Pure Water Pipeline	6, 5	Released	\$176,055,728.89	\$36,980,378.46	\$24,410,529.24	\$677,058.49	\$189,816,515.71	(\$241,234,739.48)
ALA00001	B16140	NCWPW Influent Pump Station and Pipeline	6	Released	\$41,983,078.75	\$11,699,136.46	\$11,614,816.97	(\$23,278.47)	\$47,907,142.04	(\$65,791,063.32)
ALA00001	B17005	San Diego NC-MBC Improvements	6	Released	\$2,802,924.71	\$1,929,274.07	\$1,402,924.71	\$255,224.92	\$2,802,924.71	(\$2,180,499.89)
ALA00001	B17190	Miramar Reservoir Pump Station Improvements	5	Released	\$12,097,075.66	\$1,405,847.59	\$1,924,277.11	\$122,212.51	\$13,548,382.63	(\$2,979,347.07)
ALA00001	B21058	PWP North City Pure Water Facility Package 2	6	Released	\$486,773,352.43	\$75,526,693.88	\$75,526,693.88	\$2,071,280.91	\$501,599,536.94	(\$1,095,623,233.18)
ALA00001	B21059	PWP No City Wtr Rec Plant Flow Equalization Basin	6	Released	\$18,800,253.43	\$5,115,133.07	\$5,039,208.42	\$327,394.59	\$19,116,121.03	(\$5,758,395.26)
ALA00001	B21060	PWP North City Water Reclamation Plant Expansion	6	Released	\$196,388,508.61	\$44,769,849.14	\$39,795,562.87	(\$902,258.78)	\$207,935,990.47	(\$55,415,072.22)
ALA00001	B21061	PWP Morena Wastewater Pump Station	3, 7	Released	\$168,298,805.50	\$29,131,171.25	\$27,111,854.41	\$3,890,761.43	\$199,414,471.66	(\$243,552,070.50)
ALA00001	B21126	PWP North City Water Rec Plant Expansion (W)	6	Released	\$74,320,463.95	\$22,154				



L23001	L230012	El Camino Real Pipeline South	1	Released	\$900,000.00	\$0.00	\$96,307.64	\$557,892.54	\$5,340,000.00	(\$4,997,892.54)
L24000	L240001	PS 1 Improvements & Modernization	2.8	Released	\$19,019,943.86	\$11,613,922.97	\$4,932,886.08	\$1,688,779.98	\$111,369,543.00	(\$105,652,702.09)
L24000	L240002	PS 2 Improvements & Modernization	2.8	Released	\$3,441,124.00	\$2,068,136.36	\$1,151,846.34	\$83,333.16	\$53,809,880.63	(\$52,520,226.15)
L24001	L240011	Otay 2nd PL Relocation-PA Ph 1	Non-City	Completed	\$7,104,423.50	\$752,632.63	\$702,715.15	(\$702,715.15)	Not in P6	\$0.00
L24001	L240012	Otay 2nd PL Relocation-PA Ph 2	Non-City	Released	\$5,473,273.00	\$2,032,738.66	\$1,157,386.92	\$198,316.68	Not in P6	\$0.00
L24001	L240013	Otay 2nd PL Relocation-PA Ph 3	Non-City	Released	\$1,228,692.11	\$1,228,692.11	\$0.00	\$0.00	Not in P6	\$0.00
L24004	L240041	Kearny Mesa Trunk Sewer Phase 1	3.6,7	Released	\$6,899,093.07	\$4,976,442.62	\$507,886.31	\$143,197.50	\$11,317,986.00	(\$9,538,533.05)
S22003	B17082	Lakeside Valve Station Replacement	Non-City	Released	\$55,702,455.00	\$26,995,579.49	\$18,645,474.89	\$2,434,816.59	\$55,702,455.00	(\$29,430,396.08)
S22013	B21067	Dams & Reservoirs Security Improvements	8, 7, 5	Released	\$13,556,860.00	\$283,379.39	\$3,674,998.70	\$10,486,447.28	\$27,300,000.00	(\$24,512,965.67)
S22014	B17095	Murphy Canyon Trunk Sewer Repair/Rehab	6, 7, 9	Released	\$3,967,388.16	\$925,977.90	\$1,396,697.88	\$26,795,288.45	\$51,600,000.00	(\$42,363,878.19)
Standalone	L22000	Alvarado Laboratory Improvements	7	Released	\$19,297,368.00	\$0.00	\$0.00	\$19,297,368.00	N/A	\$0.00
Standalone	L23001	El Camino Real Pipeline	1	Released	\$2,902,405.00	\$0.00	\$0.00	\$2,902,405.00	N/A	\$0.00
Standalone	L24000	PS 1 & 2 Improvements & Modernization	2.8	Released	\$1,239,332.14	\$0.00	\$0.00	\$1,239,332.14	N/A	\$0.00
Standalone	L24001	Otay 2nd PL Relocation-PA	Non-City	Released	\$3,039,782.39	\$0.00	\$0.00	\$3,039,782.39	N/A	\$0.00
Standalone	L24004	Kearny Mesa Trunk Sewer	3.6,7	Released	\$8,100,906.93	\$0.00	\$0.00	\$8,100,906.93	N/A	\$0.00
Standalone	P19002	Pure Water Pooled Contingency	1, 2, 3, 4, 5, 6, 7, 8, 9	Released	\$82,548,064.25	\$0.00	\$0.00	\$82,548,064.25	Not in P6	\$0.00
Standalone	RD21007	TH 16' Water Mains	5	Completed	\$689,158.52	\$189.22	\$40,359.12	\$7.74	Not in P6	\$0.00
Standalone	RD23001	East Chv Residuals Line & Mission Gorge Force Main	7, 9	Released	\$57,183,804.00	\$0.00	\$469,376.55	\$41,849,696.18	\$115,443,606.00	(\$330,996,710.18)
Standalone	S00312	PS2 Power Reliability & Surge Protection	2	Released	\$76,036,633.72	\$393,959.87	\$4,933,366.81	\$650,908.93	\$76,100,800.00	(\$1,109,035.08)
Standalone	S00319	EMTS Boat Dock Esplanade	2	Released	\$3,430,851.00	\$73,931.16	\$1,467,872.95	\$515,876.67	\$3,430,851.00	(\$589,807.83)
Standalone	S10008	El Monte Pipeline No 2	7	Released	\$17,644,020.90	\$2,344,372.97	\$485,049.94	\$8,969,352.98	\$92,099,966.00	(\$85,769,671.05)
Standalone	S11021	University Ave Pipeline Replacement	3	Completed	\$29,699,796.08	\$0.00	\$25,829.83	\$675,042.42	\$30,150,000.00	(\$1,155,246.34)
Standalone	S11022	Upas St Pipeline Replacement	3, 2	Closed	\$33,773,245.32	\$0.00	\$160,438.11	\$0.00	N/A	\$0.00
Standalone	S11024	Miramar Clearwell Improvements	5	Completed	\$120,324,248.83	\$0.00	\$11,280.14	\$1,618,486.05	\$120,328,744.00	(\$1,622,981.22)
Standalone	S11026	Montezuma/Mid-City Pipeline Phase II	7, 9	Released	\$62,877,088.43	\$38,861,537.63	\$3,347,375.98	\$7,435,544.34	\$63,092,200.00	(\$109,604,393.54)
Standalone	S12009	La Jolla Scenic Drive 16inch Main	1	Completed	\$12,348,000.00	\$0.00	\$65,109.58	\$290,428.34	\$12,348,000.00	(\$290,428.40)
Standalone	S12011	69th & Mohawk Pump Station	9, 4	Completed	\$17,951,993.65	\$22,661.62	\$17,550.57	\$206,329.28	\$17,951,993.40	(\$228,990.65)
Standalone	S12012	Cielo & Woodman Pump Station	4	Released	\$9,878,000.00	\$0.00	\$10,360.47	\$7,698,872.74	\$36,390,114.18	(\$34,210,986.92)
Standalone	S12013	Alvarado 2nd Extension Pipeline	3, 7, 9, 2	Released	\$71,878,418.00	\$42,128,607.06	\$12,187,514.53	\$7,940,818.69	\$154,502,502.72	(\$132,693,510.47)
Standalone	S12015	Pacific Beach Pipeline South (W)	1, 7, 2	Completed	\$42,878,951.00	\$0.00	\$24,607.09	\$434,318.46	\$42,878,951.00	(\$434,318.46)
Standalone	S12016	Otay 1st/2nd PPL West of Highland Avenue	3, 9	Released	\$33,840,500.00	\$0.00	\$1,364,436.25	\$1,224,946.92	\$33,840,500.00	(\$1,224,946.92)
Standalone	S13015	Water & Sewer Group Job 816 (W)	1	Closed	\$15,948,127.96	\$0.00	\$2,232.44	\$0.00	N/A	\$0.00
Standalone	S15019	Alvarado Trunk Sewer Phase IV	7, 9	Released	\$28,553,092.00	\$817,150.09	\$2,177,738.21	\$19,556,556.19	\$72,340,085.00	(\$64,169,699.28)
Standalone	S15020	Tecolote Canyon Trunk Sewer Improvement	7, 2	Released	\$27,180,000.00	\$13,472,685.26	\$10,494,588.18	\$173,465.06	\$55,733,810.23	(\$42,199,960.55)
Standalone	S16027	Morena Pipeline	3, 7, 2	Released	\$55,667,814.00	\$5,311,905.09	(\$10,404,376.04)	\$43,496,362.24	\$92,016,839.14	(\$177,174,131.61)
Standalone	S17008	Smart Metering Infrastructure	1, 2, 3, 4, 5, 6, 7, 8, 9	Released	\$73,996,101.00	\$0.00	\$147,302.42	\$56,689,616.13	Not in P6	\$0.00
Standalone	S17012	NCWRP Improvements to 30 mgd	6	Released	\$40,993,438.57	\$9,015,565.14	\$14,929,499.92	\$2,961,077.47	\$44,222,561.96	(\$59,428,327.96)
Standalone	S17013	MBC Equipment Upgrades	6	Released	\$62,824,230.29	\$8,359,804.03	\$12,410,483.05	\$359,308.45	\$65,648,121.90	(\$1,543,004.09)
Standalone	S18006	Harbor Drive Trunk Sewer	3, 8	Released	\$44,200,000.00	\$13,600,639.40	\$6,713,008.72	\$4,849,454.56	\$52,200,000.00	(\$26,450,093.96)
Standalone	S20001	Otay 2nd Pipeline Phase 4	Non-City	Released	\$4,900,000.00	\$1,261,872.71	\$811,805.35	\$504,181.07	\$125,000,000.00	(\$121,866,053.78)
Standalone	S21000	Otay 2nd Pipeline Steel Replacement Ph 5	4	Released	\$4,800,000.00	\$1,509,288.23	\$1,671,673.37	\$2,064,940.02	\$34,401,001.00	(\$33,175,229.25)
Standalone	S21003	Enviro Monitoring Tech Svcs Div Lab Remodel at NTC	2	Released	\$5,400,000.00	\$766,181.00	\$796,970.70	\$1,900,540.80	\$54,125,501.00	(\$51,392,222.80)
Standalone	S21004	Rancho Bernardo Industrial Pump Stn Replacement	5	Released	\$6,698,000.00	\$898,400.23	\$1,001,478.12	\$3,395,485.67	\$15,511,809.00	(\$13,107,694.90)
Standalone	S22001	North/South Metro Interceptors Rehabilitation	3, 8, 7, 2	Released	\$5,006,871.00	\$3,872,119.81	\$839,550.53	(\$79,107.43)	\$76,690,776.00	(\$75,476,917.38)
Standalone	S23001	Kearny Villa Rd Pipeline	6	Released	\$500,000.00	\$0.00	\$0.00	\$500,000.00	Not in P6	\$0.00
Standalone	S23002	Lake Hodges Dam Replacement	5	Released	\$27,902,630.00	\$19,631,758.61	\$1,721,309.35	\$4,635,640.86	\$275,000,000.00	(\$271,364,769.47)
Standalone	S23012	Miramar WTP Residuals Redirection	5	Released	\$1,772,000.00	\$0.00	\$74,958.85	\$1,658,174.46	\$31,415,000.00	(\$31,301,174.46)
Standalone	S24000	Alvarado WTP Filter Gallery Piping Repl	7	Released	\$2,500,000.00	\$0.00	\$67,842.42	\$2,287,747.86	\$15,660,000.00	(\$15,447,747.86)
Standalone	S24001	Morena Dam Upstream Face Replacement	Non-City	Released	\$2,500,000.00	\$929,590.34	\$662,441.79	\$458,693.98	\$16,775,000.00	(\$15,661,284.32)
Standalone	S24002	Barret Dam Outlet Bulkhead & Drawdown Improvements	Non-City	Released	\$6,000,000.00	\$1,164,168.27	\$902,761.10	\$3,330,589.38	\$22,115,721.00	(\$20,610,478.65)
Standalone	S24003	Lower Otay Dam Outlet Improvements	8	Released	\$6,500,000.00	\$3,125,990.98	\$2,241,117.69	\$757,403.78	\$61,586,000.00	(\$58,969,394.76)
Standalone	T22001	Water SCADA IT Upgrades	1, 2, 3, 4, 5, 6, 7, 8, 9	Released	\$7,700,000.00	\$20,140.00	\$546,428.75	\$5,933,585.22	Not in P6	\$0.00
Public Utilities Total					\$4,562,776,182.29	\$733,634,654.62	\$675,417,299.13	\$603,792,046.85		
Real Estate Assets - Facilities Services										
ABT00001	ABT00001	City Facilities Improvements	N/A	N/A	\$1,035,916.29	\$7,000.00	\$0.00	\$1,028,916.29	N/A	\$0.00
ABT00001	B16096	FS #23 - Facility Repair	7	Completed	\$175,919.00	\$18,861.06	\$145,882.30	\$9,384.33	Not in P6	\$0.00
ABT00001	B20063	Civic Ctr Plaza Elevator Modernization	3	Released	\$4,963,564.75	\$1,510,530.50	\$1,100,048.76	(\$34,909.26)	\$5,065,313.73	(\$11,707,997.68)
ABT00001	B20116	Air & Space Museum Roof Replacement	3	Released	\$7,670,332.18	\$42,943.09	\$200,561.36	\$6,919,102.12	\$12,198,991.00	(\$35,888,686.03)
ABT00001	B21057	Santa Clara Junior Lifeguard Training Facility	2	Closed	\$250,039.81	\$0.00	\$35,888.46	\$0.00	N/A	\$0.00
ABT00001	B22080	Police HQ Security Fencing	3	Released	\$2,514,350.24	\$32,144.00	\$200,123.23	\$1,898,955.49	\$3,014,350.00	(\$8,499,799.25)
ABT00001	B22081	Police HQ Elevator Modernization	3	Completed	\$3,387,669.00	\$112,624.00	\$1,684,603.13	\$630,916.72	\$3,100,000.31	(\$455,872.03)
ABT00001	B22095	Rancho Pensquitos Library Rehabilitation	3	Released	\$2,500,000.00	\$123,280.30	\$0.00	\$1,788,499.37	\$4,627,940.00	(\$4,039,362.16)
ABT00001	B22132	Terrasanta Library Roof Replacement	7	Completed	\$794,469.73	\$18,726.91	\$229,313.02	\$14,196.89	Not in P6	\$0.00
ABT00001	B22133	Skyline Rec Center Roof Replacement	4	Completed	\$540,676.27	\$1,824.81	\$0.00	\$808.07	Not in P6	\$0.00
ABT00001	B22139	Scipps Miramar Ranch Library Roof Repl	5	Released	\$3,267,971.00	\$219,499.60	\$99,956.82	\$2,704,440.71	\$3,267,971.00	(\$2,923,940.31)
ABT00001	B23029	MLK CP MV Racquet Club W&S Connection	4	Completed	\$674,486.25	\$0.00	\$140,131.55	\$12,888.55	\$674,486.25	(\$12,888.55)
ABT00001	B23104	Paradise Hills Library HVAC Repl	4	Released	\$566,598.68	\$240,410.46	\$47,205.37	\$201,647.82	\$566,598.68	(\$1,008,656.96)
ABT00001	B23105	Urban Village Idea Lab - HVAC Replacement	9	Released	\$779,000.00	\$479,100.00	\$575,977.66	(\$382,545.50)	\$779,000.00	(\$875,534.50)
ABT00001	B23160	Scipps Miramar Ranch Fire Sys Repl	5	Released	\$1,001,412.00	\$262,911.99	\$98,039.73	\$581,154.21	\$1,001,411.99	(\$844,066.19)
ABT00001	B23162	Evan V. Jones Parkade Emergency	3	Released	\$1,265,209.42	\$645,067.37	\$159,002.36	\$266,392.68	\$1,265,209.42	(\$3,441,878.89)
ABT00001	B24015	N Garage Lifeguard Dorm Repl	1	Released	\$362,000.00	\$196,293.13	\$0.00	\$165,706.87	Not in P6	\$0.00
ABT00001	B25030	Fire-Rescue ECDC HVAC and Elec Upgrades	6	Released	\$700,000.00	\$0.00	\$146,464.03	\$553,535.97	\$6,8,	

ACA00001	B16092	College East Storm Drain Replacement	9	Released	\$2,520,000.00	\$757,989.74	\$522,775.80	\$1,037,535.36	\$6,741,813.00		(\$12,759,151.10)
ACA00001	B16093	Clairemont Mesa SD Repl (Southeast)	2	Released	\$1,296,907.91	\$362,664.54	\$589,661.87	\$131,467.87	\$5,892,629.87		(\$10,982,484.24)
ACA00001	B16094	Claremont Lomita Storm Drain	4	Released	\$5,742,009.08	\$0.00	\$288,342.60	\$4,740,448.66	\$6,708,898.30		(\$19,125,134.48)
ACA00001	B16113	Mission Hills NE Storm Drain Replacement	3	Released	\$1,456,993.00	\$364,284.34	\$659,895.48	\$137,996.28	\$13,522,810.95		(\$39,611,730.87)
ACA00001	B16115	Oak Park Storm Dr Repl & Green Infr (SD)	9, 4	Released	\$3,098,265.25	\$171,929.40	\$1,807,874.63	\$872,979.10	\$21,309,551.25		(\$40,595,751.25)
ACA00001	B16155	Storm Drain Group 828	3	Released	\$991,394.71	\$60,710.33	\$91,199.50	\$292,911.23	\$2,927,468.28		(\$5,217,163.41)
ACA00001	B16174	Kensington North SD Replacement	9	Released	\$2,695,070.00	\$0.00	\$111,677.99	\$2,372,325.10	\$10,631,387.00		(\$20,940,029.10)
ACA00001	B16175	Mira Mesa South Storm Drain Replacement	6	Completed	\$1,944,754.91	\$171,066.47	\$109,621.83	\$3,000.00	\$2,559,686.50		(\$788,998.06)
ACA00001	B17030	Bay Terraces & Skyline South SD Replacement	4	Released	\$2,278,880.00	\$891,179.10	\$695,222.36	\$305,718.92	\$14,000,000.00		(\$40,918,018.02)
ACA00001	B17079	Mazama Storm Drain Replacement	4	Closed	\$399,041.48	\$0.00	\$1,350.79	\$0.00	\$0.00		\$0.00
ACA00001	B17143	Storm Drain Group 763	7	Released	\$246,984.00	\$0.00	\$234,800.22	\$274,090.00	\$2,679,869.00		(\$4,776,844.00)
ACA00001	B18015	University Avenue Culvert Reconstruction	9	Released	\$705,286.30	\$77,856.80	\$349,713.13	\$162,452.00	\$2,058,661.00		(\$3,652,344.50)
ACA00001	B18117	South Mission Beach SD Replacement	2	Released	\$67,976,248.05	\$55,738,086.44	\$684,247.01	\$11,194,324.19	\$68,877,838.50		(\$412,223,193.58)
ACA00001	B19073	5th and Brookes SD Upgrade	3	Released	\$7,067,283.00	\$4,673,082.00	\$402,335.24	\$747,940.39	\$7,067,283.00		(\$19,555,588.39)
ACA00001	B19089	Crown Point Storm Drain Replacement	1	Released	\$274,171.73	\$51,638.24	\$2,269.72	\$177,875.32	\$1,292,059.88		(\$1,247,401.71)
ACA00001	B19090	Cardinal Road Emergency SD Replacement	7	Completed	\$626,230.73	\$692.59	(\$60.38)	\$23,854.53	\$5,941,146.79		(\$17,221,956.76)
ACA00001	B19126	6500 Montezuma Rd SD Emergency	3	Completed	\$850,000.00	\$0.00	\$0.00	\$142,421.75	\$7,515,000.00		(\$14,322,421.75)
ACA00001	B20019	Crest Canyon Park Emergency SD Replacement	1	Completed	\$1,463,664.59	\$162,340.88	\$56,657.94	\$140,222.22	\$9,395,495.16		(\$45,816,374.31)
ACA00001	B20086	CMP Storm Drain Lining II	6, 7, 5, 2	Completed	\$2,041,982.95	\$390,570.09	\$509,848.98	\$55,067.78	\$2,108,663.53		(\$2,620,981.98)
ACA00001	B20124	Rancho Mission Canyon Emergency	7	Completed	\$758,179.58	\$0.01	\$26.38	\$22,790.87	\$2,005,000.00		(\$3,274,611.30)
ACA00001	B20144	Worden St Storm Drain Emergency	2	Completed	\$756,979.15	\$0.00	\$18,764.25	\$9,030.35	\$1,223,403.73		(\$1,698,858.66)
ACA00001	B21020	St Therese Way CMP Storm Drain Emergency	7	Closed	\$731,087.54	\$0.00	\$46,193.21	\$0.00	\$0.00		\$0.00
ACA00001	B21063	Prairie Mound Way Corrupted Metal Pipe SD Emerg	4	Completed	\$164,459.90	\$40,076.51	\$57,164.61	\$8,454.89	\$766,896.94		(\$1,417,865.38)
ACA00001	B21115	Cañon Way CMP Storm Drain Emergency	4	Completed	\$1,869,680.44	\$0.00	\$11,251.18	\$181,157.22	\$1,992,500.00		(\$4,288,976.78)
ACA00001	B21126	5604 Campanile Way Storm Drain Repair Emergency	9	Completed	\$869,972.04	\$305,240.73	\$0.00	\$4,028.82	\$1,835,742.46		(\$1,275,039.97)
ACA00001	B21153	3405 Kite Street SD Emergency	3	Completed	\$2,060,000.00	\$35,038.05	\$20,787.89	\$14,288.51	\$2,080,000.00		(\$2,149,326.56)
ACA00001	B22033	Crespo Dr (Mecca-Soledad) Improv (SD)	1	Released	\$124,400.00	\$0.00	\$16,774.20	\$86,176.13	\$131,277.31		(\$355,608.06)
ACA00001	B22052	4182 60th St & 5973 Alma Mesa Wy Emergency	9	Closed	\$1,203,038.36	\$0.00	\$29,763.98	(\$0.00)	\$0.00		\$0.00
ACA00001	B22058	Accelerated 4275 48th St Improv (SD)	3	Released	\$3,280,529.74	\$2,181,961.75	\$177,026.29	\$659,165.13	\$18,665,600.00		(\$36,891,787.14)
ACA00001	B22065	4940 Panama Place SD Emergency	9	Closed	\$90,062.91	\$0.00	\$0.00	\$0.00	\$0.00		\$0.00
ACA00001	B22067	914 Santa Clara PI Pump Station N SD Emergency	2	Released	\$5,140,086.37	\$792,194.45	\$1,520,010.35	\$6,499.15	\$5,300,000.00		(\$958,607.23)
ACA00001	B22119	6314 St. Therese Way SD Repl SWD	7	Completed	\$611,972.84	\$19,486.54	\$25,629.10	\$19,386.17	\$611,972.84		(\$38,872.71)
ACA00001	B22120	1218 Aqua Park St SD Repl SWD	8	Closed	\$1,591,255.76	\$0.00	(\$527.09)	\$0.00	\$0.00		\$0.00
ACA00001	B22122	5861 College Ave SD Repl SWD	7	Released	\$285,542.47	\$8,976.30	\$23,902.95	\$18,862.82	\$245,542.47		\$12,160.88
ACA00001	B22123	6306 Wernich Dr SD Repl SWD	7	Released	\$953,394.65	\$67,932.23	\$83,161.58	\$13,974.13	\$953,394.65		\$81,906.36
ACA00001	B22126	6576 Parkside Ave SD Repl SWD	7	Released	\$202,200.00	\$0.00	\$2,936.51	\$198,776.85	\$2,069,639.00		(\$2,063,115.85)
ACA00001	B22127	Guy St and Pringle St SD Improv SWD	4	Released	\$4,208,865.06	\$357,050.46	\$2,380,385.67	\$839,427.38	\$4,208,865.06		(\$5,405,342.90)
ACA00001	B22129	4101 Pacific Hwy Pump Station C Emergency	9, 2	Completed	\$3,550,000.00	\$0.00	\$407,231.07	\$78,818.19	\$4,100,000.00		(\$628,818.19)
ACA00001	B22130	Famosa Slough Alley Slope Restoration	2	Released	\$1,241,566.78	\$106,394.83	\$401,290.05	\$42,705.13	\$4,366,619.00		(\$7,640,771.18)
ACA00001	B22153	2870 Hobley St SD Replacement	7	Released	\$3,844,337.00	\$401,028.84	\$2,707,523.30	\$84,623.60	\$4,329,266.13		(\$970,581.57)
ACA00001	B23004	6118 Caminita Sacate SD Emergency	7	Completed	\$1,725,000.00	\$0.00	\$5,090.80	\$673,067.20	\$1,725,000.00		(\$2,398,087.20)
ACA00001	B23022	6002 Camino Rico SD Improv SWD	7	Released	\$1,871,176.38	\$142,995.94	\$178,341.97	\$188,833.50	\$1,871,176.38		(\$5,945,398.62)
ACA00001	B23026	7717 Eagle Ridge Dr SD Improv SWD	7	Released	\$1,370,670.00	\$56,467.47	\$173,032.68	\$98,137.95	\$1,370,670.00		(\$1,525,275.42)
ACA00001	B23052	10210 Campus Point Drive SD Emergency	6	Closed	\$530,787.19	\$0.00	\$0.00	\$0.00	\$0.00		\$0.00
ACA00001	B23054	F St and 32nd SD Improv SWD	4, 8	Released	\$1,282,007.28	\$0.00	\$6,725.38	\$403,923.96	Not in PE		\$0.00
ACA00001	B23068	Tonawanda Dr and Mammil Wy SD Improv SWD	4	Released	\$2,621,154.28	\$0.00	\$17,734.57	\$564,497.05	Not in PE		\$0.00
ACA00001	B23095	728 PB Dr Pump Station G Emergency	1, 2	Completed	\$2,000,000.00	\$189,593.93	\$434,159.63	\$162,255.54	\$2,000,000.00		(\$351,849.47)
ACA00001	B23096	Forreston and Allen Rd SD Improv SWD	3	Released	\$2,588,989.73	\$58,834.86	\$2,098,786.63	\$2,588,989.73	\$2,588,989.73		(\$2,588,989.73)
ACA00001	B23097	Elm Ave and Harris Ave SD Replacement SWD	8	Released	\$583,600.12	\$0.00	\$20,082.88	\$87,191.16	\$1,439,722.00		(\$8,773,035.04)
ACA00001	B23099	20100 San Pasqual Rd SD Replacement	5	Released	\$332,587.27	\$0.00	\$8,793.54	\$199,828.97	\$1,744,100.00		(\$5,099,541.70)
ACA00001	B23107	6933 Neptune Place SD Emergency	1	Completed	\$1,753,500.00	\$147,374.39	\$164,653.96	\$58,957.19	\$1,753,500.00		(\$1,959,831.58)
ACA00001	B23115	4356 Altamirano Way SD Emergency	3	Completed	\$3,939,406.61	\$107,250.42	\$416,438.04	\$114,958.93	\$4,622,157.00		(\$5,527,116.74)
ACA00001	B23116	5505 Morehouse Dr SD Emergency	6	Closed	\$1,158,959.21	\$0.00	\$34,376.62	(\$0.00)	\$0.00		\$0.00
ACA00001	B23117	CMP SD Lining IV	1, 3, 6, 7, 5, 2	Released	\$2,550,400.00	\$229,244.00	\$138,073.06	\$1,555,420.17	\$3,190,400.00		(\$5,815,982.17)
ACA00001	B23123	4304 Ebersole Dr SD Emergency	8	Completed	\$2,129,991.00	\$0.00	\$216,007.80	\$99,288.05	\$2,129,991.00		(\$36,427.67)
ACA00001	B23124	3232 Dove St SD Emergency	3	Completed	\$1,625,000.00	\$0.30	\$160,849.17	\$93,405.26	\$1,625,000.00		(\$1,719,405.56)
ACA00001	B23125	Pump Station H Catwalk Emergency	2	Closed	\$367,299.52	\$0.00	\$15,373.26	(\$0.00)	\$0.00		\$0.00
ACA00001	B23134	Aldine Dr Storm Drain Emergency	9	Completed	\$2,055,000.00	\$28,824.38	\$200,760.86	\$423,580.62	\$1,969,394.32		(\$2,336,193.64)
ACA00001	B23135	7671 Macaw Lane SD Emergency	7	Completed	\$1,750,000.00	\$459,996.69	\$139,638.14	\$315,974.32	\$1,750,000.00		(\$1,775,974.32)
ACA00001	B23138	Jerabek Park SD Emergency	5	Completed	\$1,000,000.00	\$130,772.08	\$154,743.43	\$67,147.31	\$1,000,000.00		(\$1,197,919.39)
ACA00001	B23139	5995 Eldersgardens St Emergency	7	Released	\$2,939,474.87	\$0.00	\$4,944.61	\$5,829,474.87			(\$34,944.61)
ACA00001	B23141	Del Sur Blvd and Del Sud Blvd SD SWD	7	Released	\$1,163,449.90	\$63,282.47	\$10,209.52	\$375,701.41	Not in PE		\$0.00
ACA00001	B23153	8803 Gilman Dr SD Emergency	1	Completed	\$1,902,795.86	\$102,907.89	\$260,082.03	\$119,657.79	\$11,926,795.86		(\$36,002,953.26)
ACA00001	B23154	10428 Clairemont Mesa Blvd SD Emergency	7	Completed	\$4,100,000.00	\$90,432.27	\$27,475.52	\$86,263.79	\$4,720,000.00		(\$796,696.06)
ACA00001	B23161	12200 Escala Drive SD Emergency	5	Completed	\$1,625,000.00	\$170,173.68	\$100,439.02	\$17,409.18	\$1,645,000.00		(\$207,582.86)
ACA00001	B24006	8519 Sugarman Dr SD Emergency	1	Completed	\$2,575,000.00	\$76,291.83	\$299,266.65	\$204,830.37	\$2,725,000.00		(\$3,156,122.50)
ACA00001	B24016	Health Center Dr SD SWD	7	Released	\$493,741.49	\$6,315.00	\$66,093.73	\$415,589.66	\$5,020,249.00		(\$14,988,910.17)
ACA00001	B24017	Willow St at Zola St SD SWD	2	Completed	\$1,088,515.00	\$89,930.87	\$233,840.20	\$756,249.96	\$1,088,515.00		(\$3,023,210.83)
ACA00001	B24018	38th St at Franklin Ave SD SWD	9	Released	\$160,000.00	\$1,395.00	\$22,362.95	\$136,242.05	\$1,217,507.00		(\$2,412,651.05)
ACA00001	B24020	Red Pine Dr at Shady Elm Pl SD SWD	8	Released	\$434,500.00	\$0.00	\$25,044.56	\$255,325.33	\$434,500.00		(\$1,124,325.33)
ACA00001	B24021	Hawthorn St and 3rd Ave SD SWD	3	Released	\$179,983.24	\$1,625.00	\$17,635.55	\$156,129.22	\$1,458,189.00		(\$4,352,337.98)
ACA00001	B24022	6100 Block Rancho Mission Rd SD SWD	7	Released	\$47,606.30	\$0.00	\$3,338.97	\$42,025.73	\$669,404.00		(\$1,702,631.43)
ACA00001	B24023	1st Ave at Brookes Ave SD SWD	3	Released	\$153,120.38	\$2,760.00	\$7,256.63	\$140,502.60	\$3,310,145.00		(\$9,920,577.22)
ACA00001	B24065	1105 Sutter Street SD Emergency	3	Closed	\$508,913.63	\$0.00	\$3,803.04	(\$0.00)	\$0.00		\$0.00
ACA00001	B24066	4502 Rhode Island Street SD Emergency	3	Completed	\$3,288,613.00	\$246,917.82	\$874,975.01	\$95,511.88	\$3,288,613.00		(\$6,919,695.70)
ACA00001	B24067	4451 Hermosa Way SD Emergency	3	Completed	\$3,500,000.00	\$1,084,111.63	\$1,300,112.73	\$337,436.79	\$4,500,000.00		(\$6,921,548.42)
ACA00001	B24068	1391 Ava Street SD Emergency	4	Completed	\$1,080,000.00	\$216,586.13	\$280,515.00	\$73,334.63	\$1,080,000.00		(\$1,369,920.76)
ACA00001	B24069	Ellen Browning Scripps Park Emergency	1	Completed	\$2,493,709.00	\$0.00	\$300,211.68	\$319,459.90	\$2,199,740.00		(\$2,225,230.90)
ACA00001	B24081	3575 Nile Street SD Emergency	3	Closed	\$67,026.20	\$0.00	\$6,215.54	\$0.00	\$0.00		\$0.00
ACA00001	B24106	Villa La Jolla Drainage System Emergency	3	Released	\$37,076,470.80	\$18,564,014.09	\$25,545,075.16	(\$10,784,708.23)	\$34,124,271.00		(\$8,527,105.80)
ACA00001	B24120	8051 & 8075 La Jolla Scenic Dr Emergency	1	Completed	\$2,850,000.00	\$987,066.34	\$1,523,831.14	\$22,793.88	\$3,000,000.00		(\$1,159,860.22)
ACA00001	B24124	Pump Station D Outfall Improvements	3, 2	Released	\$3,049,350.00	\$2,302,287.86	\$1,050,997.46	\$30,249,353.00			(\$59,427,977.17)
ACA00001	B24128	2348 Greenwin Drive SD Emergency	7	Released	\$6,739,917.00	\$4,242,850.50	\$2,062,553.58	\$335,769.95	\$6,800,000.00		(\$11,438,703.45)
ACA00001	B24129	4620 Alma Place SD Emergency	9	Released	\$2,000,000.00	\$613,135.68	\$1,181,457.70	(\$189,736.85)	\$3,250,000.00		

ACA00001	B25025	Campus Pl Dr SD SWD	6	Released	\$1,000,000.00	\$5,200.00	\$75,680.08	\$919,119.92	\$6,890,547.81	(\$6,814,667.73)
ACA00001	B25027	3635 7th Ave SD Emergency	3	Released	\$6,050,000.00	\$2,232,325.60	\$4,382,367.62	(\$574,712.22)	\$7,300,000.00	(\$10,207,612.38)
ACA00001	B25028	5989 San Dimas Ave USD SD Emergency	7	Released	\$2,000,000.00	\$342,819.13	\$1,286,072.38	\$371,108.49	\$4,000,000.00	(\$6,713,927.62)
ACA00001	B25035	CNP 20 Linning	1	Released	\$353,365.23	\$0.00	\$34,965.23	\$4,400.00	\$4,437,999.93	(\$4,437,999.93)
ACA00001	B25036	Pump Station H ATS Emergency	1	Released	\$300,000.00	\$146,756.33	\$49,114.48	\$104,129.19	\$300,000.00	(\$250,885.52)
ACA00001	B25044	1655 S 32nd St SD Emergency	8	Released	\$3,500,000.00	\$2,585,382.81	\$572,048.99	\$342,568.20	\$3,500,000.00	(\$6,427,951.01)
ACA00001	B25045	6790 Friars Rd SD Emergency	7	Released	\$3,000,000.00	\$1,517,665.34	\$1,384,741.07	\$97,593.59	\$3,200,000.00	(\$5,015,258.93)
ACA00001	B25066	SW Channel Emergency Permanent Repairs	4.8	Released	\$4,680,000.00	\$1,191,983.39	\$3,891,363.28	(\$403,346.67)	\$4,680,000.00	(\$788,636.72)
ACA00001	B25078	2650 Broadway St Emergency Replacement	3	Released	\$3,430,000.00	\$3,000,000.00	\$3,173,797.47	(\$2,743,797.47)	\$3,430,000.00	(\$3,686,202.53)
ACA00001	B25086	Pump Station H Force Main Emergency Repl	2	Released	\$500,000.00	\$731.61	\$185,798.48	\$63,469.91	\$500,000.00	(\$265,000.00)
ACA00001	B25095	4918/4980 Canterbury Dr SD Emergency	1	Released	\$2,000,000.00	\$0.00	\$149,007.06	\$1,852,992.94	\$6,000,000.00	(\$11,852,992.94)
ACA00001	B25097	7351/7359 Prairie Mound Way SD Emergency	4	Released	\$2,000,000.00	\$0.00	\$28,976.20	\$1,971,023.80	\$2,000,000.00	(\$5,971,023.80)
ACA00001	B25098	3547 Syracuse Ave SD Emergency	6	Released	\$2,000,000.00	\$0.00	\$91,634.39	\$1,908,365.61	\$4,000,000.00	(\$7,908,365.61)
ACA00001	B25099	12270 World Trade Dr SD Emergency	5	Released	\$2,000,000.00	\$0.00	\$80,871.41	\$1,919,128.59	\$2,000,000.00	(\$1,919,128.59)
ACC00001	ACC00001	Stormwater Green Infrastructure	N/A	N/A	\$20,277,574.78	\$7,483,900.36	\$0.00	\$12,793,674.42	N/A	\$0.00
ACC00001	B10027	Bannock Ave Streetscape Enhancement	2	Completed	\$3,740,080.00	\$50,934.98	\$1,011,017.41	\$14,499.29	\$4,834,294.12	(\$15,862,530.75)
ACC00001	B12040	Riole Canyon Restoration - Phases 1 & 2	2	Released	\$15,489,516.78	\$3,577,928.76	\$5,453,074.93	\$1,426,746.09	\$18,689,445.06	(\$45,543,403.21)
ACC00001	B14120	Alamo, Salvation, 66th Street Basins LID	3	Completed	\$587,892.04	\$0.00	\$10,308.50	\$18,099.58	\$4,238,468.00	(\$3,668,675.59)
ACC00001	B15051	Logan Heights LID (South)	8	Released	\$7,409,881.71	\$477,522.45	\$2,346,846.46	\$950,505.86	\$8,930,000.00	(\$2,948,146.60)
ACC00001	B15100	Serra Mesa Storm Drain & GI (GI)	7	Released	\$595,322.81	\$66,764.17	\$25,398.98	\$296,439.07	\$1,601,920.00	(\$2,961,720.43)
ACC00001	B15102	Green Infrastructure Group 1014	4	Released	\$1,001,562.00	\$227,538.92	\$318,047.49	\$44,102.50	\$4,043,254.00	(\$7,396,587.42)
ACC00001	B15103	Green Infrastructure Group 1027	3	Released	\$1,874,815.76	\$0.00	\$73,448.49	\$1,376,950.91	\$3,120,000.00	(\$5,742,135.15)
ACC00001	B15104	Green Infrastructure Group 1010	9	Released	\$448,409.26	\$0.00	\$21,091.80	\$212,194.02	\$3,146,301.80	(\$6,056,389.36)
ACC00001	B15171	El Cerrito & Rolando Park SD & GI (GI)	9	Released	\$1,457,902.50	\$550,364.36	\$689,205.45	(\$246.16)	\$12,984,691.10	(\$25,061,597.90)
ACC00001	B15214	Cherokee Point South SD & GI (GI)	9	Released	\$1,500,000.00	\$0.00	\$136,739.48	\$3,520,559.00	\$3,520,559.00	(\$3,384,298.48)
ACC00001	B16006	La Jolla Farms Road Outfall Repair	1	Released	\$2,264,936.72	\$128,887.64	\$1,297,622.79	\$299,169.05	\$2,889,269.00	(\$6,830,926.97)
ACC00001	B16111	Green Infrastructure Group 1012	4	Released	\$1,585,100.44	\$367,326.41	\$405,940.72	\$136,026.14	\$4,768,034.60	(\$8,454,321.31)
ACC00001	B16112	Southcrest Green Infrastructure	8, 4	Released	\$6,327,686.83	\$2,725,345.81	\$2,143,045.50	\$756,051.40	\$6,715,588.00	(\$24,016,082.38)
ACC00001	B16114	Oak Park Storm Dr Reel & Green Infr (GI)	9, 4	Released	\$1,699,038.54	\$36,936.89	(\$528,860.79)	\$1,206,176.61	\$3,779,266.90	(\$7,102,068.96)
ACC00001	B17033	Los Pen Lagoon Restoration Ph 1	1	Released	\$5,953,011.54	\$116,988.25	\$1,197,196.19	\$121,397.10	\$4,840,519,806.90	(\$480,519,806.90)
ACC00001	B18118	South Mission Beach GI	2	Released	\$9,797,148.34	\$7,869,658.17	\$179,219.72	\$1,596,686.15	\$10,973,869.48	(\$32,590,804.42)
ACC00001	B19095	Streamview Drive Green Infrastructure	9, 4	Released	\$12,056,464.03	\$238,847.81	\$243,611.79	\$11,261,546.24	\$24,222,655.00	(\$144,779,860.02)
ACC00001	B23098	Auburn Creek Trash Capture Device	9	Released	\$2,799,728.50	\$437,973.04	\$441,688.72	\$818,195.03	\$2,634,095.00	(\$45,704,629.57)
S22015	B17119	Pump Station D Component Upgrade	2	Released	\$6,242,700.91	\$2,371,124.53	\$1,929,136.75	\$816,130.44	\$65,589,999.00	(\$193,714,551.06)
Standalone	P24010	Stormwater CIP Program Management	1,2,3,4,5,6,7,8,9	Released	\$8,500,000.00	\$194,150.46	\$971,200.73	\$5,028,015.50	Not in P6	\$0.00
Standalone	P28001	Pump Station C Assessment	2	Released	\$500,000.00	\$0.00	\$0.00	\$500,000.00	Not in P6	\$0.00
Standalone	P25004	Southcrest Rec Ctr & Park Drainage Imp	2	Released	\$500,000.00	\$0.00	\$0.00	\$500,000.00	Not in P6	\$0.00
Standalone	S00969	Carmel Country Road Low Flow Channel	1	Released	\$9,855,938.00	\$636,477.14	\$141,457.91	\$7,248,642.47	Not in P6	\$0.00
Standalone	S22008	Upper Auburn Creek Revitalization Project	2	Released	\$2,842,915.26	\$997,468.54	\$507,600.75	\$266,930.71	\$86,810,695.00	(\$258,853,568.99)
Standalone	S22009	Chollas Creek Restoration 54th St & Euclid Ave	9, 4	Released	\$2,697,855.00	\$841,404.14	\$824,039.68	\$132,320.58	\$37,339,779.00	(\$69,035,427.72)
Standalone	S24006	Pump Station G & T Full Improvement	1, 2	Released	\$9,482,480.13	\$7,270,860.00	\$311,059.10	\$734,709.47	\$14,322,170.13	(\$22,489,599.73)
Standalone	S24008	SD East of Rachel Ave SWD	4	Released	\$27,470,119.00	\$115,863.40	\$266,054.20	\$26,408,200.45	\$42,000,000.00	(\$83,380,944.85)
Standalone	S24011	Beta St Channel and SD Improvement	8	Released	\$11,494,602.00	\$1,009,349.18	\$479,068.87	\$9,226,678.01	\$11,936,516.00	(\$22,614,457.19)
<b>Stormwater Total</b>					<b>\$765,848,173.04</b>	<b>\$304,151,260.27</b>	<b>\$126,579,049.76</b>	<b>\$212,826,032.08</b>		
<b>Transportation</b>										
AIA00001	AIA00001	Bicycle Facilities	N/A	N/A	\$3,706,986.99	\$0.00	\$0.00	\$3,706,986.99	N/A	\$0.00
AIA00001	B13088	Camino del Este Path Xing Improvements	3	Closed	\$513,947.66	\$0.00	\$113.44	\$0.00	N/A	\$0.00
AIA00001	B17056	Downtown Complete Street Implementation	3	Released	\$5,473,911.62	\$6,830.15	\$6,746.61	\$527,693.75	\$9,753,774.27	(\$14,568,160.82)
AIA00001	B171118	Chollas Creek to Bayview Multi-Use Path	8	Released	\$1,290,873.96	\$328,998.34	\$402,027.94	\$8,478.98	\$9,077,340.00	(\$26,119,301.65)
AIA00001	B19137	National Avenue Complete Street	4	Released	\$30,000.00	\$9,600.00	\$0.00	\$13,883.51	\$58,000.00	\$51,483.51)
AIA00001	B19143	Downtown Complete St Impl Phase 2	3, 2	Released	\$3,891,565.24	\$0.00	\$0.00	\$23,099.71	\$3,891,565.24	(\$3,914,664.96)
AIA00001	B19144	Downtown Complete St Impl Phase 3	3	Released	\$6,630,000.00	\$2,352,014.90	\$701,162.08	\$543,464.97	\$7,150,000.00	(\$3,415,479.87)
AIA00001	B21123	Sewer and AC Water GJ 778 (BL)	4	Completed	\$113,728.04	\$0.00	\$113,728.04	\$0.00	\$113,728.04	(\$113,728.04)
AIA00001	B21136	AC Water & Sewer Group 1056 (BL)	6, 7	Completed	\$64,000.00	\$0.00	\$64,000.00	\$0.00	\$64,000.00	\$0.00
AIA00001	B21144	Pacific Beach Pipeline South (BL)	2	Completed	\$78,815.67	\$0.00	\$74,291.80	\$0.00	\$78,815.67	(\$78,815.67)
AIA00001	B22025	Alvarado 2nd Extension Pipeline (BL)	3, 7, 2	Released	\$333,590.41	\$0.00	\$0.00	\$333,590.41	\$333,590.41	(\$333,590.41)
AIA00001	B22105	University City Improv 1 (BL)	6	Released	\$149,302.00	\$0.00	\$0.00	\$196,128.00	\$392,256.00	(\$392,256.00)
AIA00001	B22107	Morena Pipeline (BL)	7, 2	Released	\$742,000.00	\$0.00	\$24,474.66	\$704,548.41	\$1,230,098.50	(\$2,422,745.41)
AIA00001	B23017	Balboa Park Pipeline Repl (BL)	3	Completed	\$705,196.12	\$0.00	\$181,356.34	\$453,533.22	\$674,663.00	(\$689,663.10)
AIA00001	B23046	Downtown Complete St Impl. Ph. 3A2	3	Released	\$2,224,222.11	\$0.00	\$92,797.01	\$1,622,354.62	\$7,145,200.00	(\$13,688,532.51)
AIA00001	B23088	South Mission Beach SD Replacement (BL)	2	Released	\$63,506.86	\$70,320.00	\$500.00	\$10,080.83	\$93,426.00	(\$183,745.97)
AIA00001	B23089	ACC Sewer Group H51 (BL)	2	Released	\$4,166.16	\$117,925.00	\$4,166.16	\$6,870.16	\$136,000.00	(\$136,000.00)
AIA00001	B23090	AC Water & Sewer Group 1048 (BL)	6	Completed	\$124,538.00	\$0.00	\$0.00	\$124,538.00	\$124,538.00	(\$249,076.00)
AIA00001	B23118	Downtown Complete St Impl. Ph. 3B1	3	Released	\$500,000.00	\$0.00	\$138,005.87	\$167,021.55	\$17,027,500.00	(\$16,694,521.55)
AIA00001	B23119	Downtown Complete St Impl. Ph. 3B2	3	Released	\$500,000.00	\$0.00	\$81,514.46	\$241,756.98	\$5,248,800.00	(\$4,990,556.98)
AIA00001	B23120	Downtown Complete St Impl. Ph. 3B3	3	Released	\$500,000.00	\$0.00	\$5,316.69	\$413,109.33	\$5,414,800.00	(\$5,327,909.33)
AIA00001	B24000	Lake Murray Improv 2 (BL)	7	Released	\$305,861.93	\$300,329.51	\$0.00	\$5,332.62	\$355,328.93	(\$710,697.86)
AIA00001	B24002	Clearemont Mesa East Improv 2 (BL)(VZ)	2	Released	\$200,000.00	\$189,215.10	\$147,107.10	\$10,337.80	\$200,000.00	(\$199,552.90)
AIA00001	B25060	Block 1M Nautilus St (BL)	1	Released	\$223,001.89	\$112,033.50	\$110,968.39	\$0.00	\$223,001.89	(\$112,033.50)
AIA00001	B25088	Allied Gardens Improv 3 (BL)	7	Released	\$141,674.00	\$0.00	\$0.00	\$141,674.00	Not in P6	\$0.00
AID00001	AID00001	Utilities Undergrounding Program	N/A	N/A	\$1,266,636.50	\$10,000.00	\$0.00	\$1,256,636.50	N/A	\$0.00
AID00001	B00836	District 1 Block 1-J UUD	1	Released	\$2,471,808.85	\$1,415,917.73	\$85,246.02	\$349,941.84	\$2,471,808.85	(\$1,764,859.57)
AID00001	B12067	Block 2S1 South Mission Beach UUD	2	Released	\$938,000.00	\$165.17	\$64,420.53	\$24,829.04	\$938,000.00	(\$24,994.21)
AID00001	B13151	Block 1M UUD (La Jolla 4)	1	Released	\$804,000.00	\$0.00	\$65,540.29	\$34,791.02	\$804,000.00	(\$34,791.02)
AID00001	B13152	Block 4-J1 UUD (Mid City)	4	Released	\$715,000.00	\$0.00	\$114,457.00	\$160,898.86	\$715,000.00	(\$160,898.86)
AID00001	B13155	Block 8C UUD (Greater Golden Hill)	3	Released	\$840,000.00	\$0.00	\$116,087.81	\$202,628.23	\$840,000.00	(\$202,628.23)
AID00001	B15084	Block 1M1 (SL)	1	Closed	\$4,876.13	\$0.00	\$912.44	\$0.00	N/A	\$0.00
AID00001	B15085	Block 7G2 UUP	9	Released	\$1,478,193.00	\$4,191.22	\$250,005.90	\$16,845.64	\$1,478,192.54	(\$21,036.40)
AID00001	B15086	Block 6H UUP	2	Released	\$773,000.00	\$0.00	\$37,638.47	\$103,273.48	\$773,000.00	(\$103,273.48)
AID00001	B15087	Block 4Y UUP	4	Released	\$2,069,000.00	\$413,421.32	\$375,711.76	(\$204,366.82)	\$2,369,000.00	(\$510,064.83)
AID00001	B15093	Seminole Drive UUP (Stanley to Estelle) - 20A	2	Released	\$200,000.00	\$1,498.26	\$58,673.13	\$29,027.63	\$200,000.00	(\$29,027.63)
AID00001	B15097	Block 8R UUP	8	Released	\$1,064,000.00	\$0.00	\$347,951.04	\$364,914.69	\$1,964,000.00	(\$1,264,914.69)
AID00001	B17012	Mt Acadia (Mt Alifan-Mt Burnham)SL UU621	2	Closed	\$412,865.00	\$0.00	\$400.81	\$0.00	N/A	\$0.00
AID00001	B17013	Seminole PH2 (El Caion-Stanley) SL UU630	9	Completed	\$350,000.00	\$11,504.99	\$99,314.88	\$50,196.29	\$350,000.00	(\$61,701.28)
AID00001	B17071	Fanuel St III (Grand-PB Dr) Rd Imp UU188	1	Released	\$606,540.31	\$0.00	\$140,830.82	\$262,590.87	\$900,134.29	(\$556,184.85)
AID00001	B17098	San Vicente PH I-H Rd Imp UU505-UU506	4	Completed	\$1,764,200.00	\$141,302.61	\$858,129.27	\$382,476.11	\$1,764,200.00	(\$523,778.72)
AID00001	B18023	Block 2B8 (Pacific Beach) SL UU654	1	Released						



AID00001	B18150	25th (SB) St (Coronado ave -Grove Ave) Rd Imp UU95	8	Released	\$2,687,463.51	\$0.00	\$120,114.90	\$8,940.04	\$650,213.00	(\$371,689.53)
AID00001	B18151	Hughes St (58th Street - Jodi Street) Rd Imp UU101	9	Released	\$988,497.00	\$0.00	\$666,327.06	\$0.00	\$988,496.93	(\$80,952.92)
AID00001	B18153	Hilltop Dr PH I(Boundary St-Towne St) Rd Imp UU617	1	Completed	\$1,264,453.00	\$183,758.12	\$461,774.98	\$257,985.26	\$1,264,453.00	(\$441,743.38)
AID00001	B18155	Block 1M (Use Jodi A) Rd Imp UU659 RP	1	Released	\$2,050,457.04	\$0.00	\$1,534,287.80	\$156,785.00	\$2,050,456.64	(\$156,786.64)
AID00001	B20045	San Diego Ave (OldTown-McKee) Streetlights UU598	3, 2	Closed	\$327,467.68	\$0.00	\$24,242.87	\$0.00	\$0.00	\$0.00
AID00001	B20050	Block 3DD (Adams North) Streetlights UU906	9	Closed	\$54,089.80	\$0.00	\$502.64	\$0.00	\$0.00	\$0.00
AID00001	B21092	CChavez Pkwy (I5-Comm) St UU27 - urgt str lights	8	Closed	\$226,996.91	\$0.00	\$19,393.71	\$0.00	\$0.00	\$0.00
AID00001	B22082	Block 2S1(South Mission) Rd Imp UU977 (CS)	2	Released	\$950,350.54	\$230,473.23	\$240,808.10	(\$200,000.00)	\$950,351.00	(\$30,473.69)
AID00001	B23053	Orange Ave Rd Imp UU24	9	Completed	\$899,092.86	\$74,151.95	\$126,204.27	\$55,762.97	\$1,126,014.92	(\$132,914.92)
AID00001	B24084	Block 1J Phase 2 Roadway Imp UU231 (CS)	1	Released	\$230,000.00	\$0.00	\$199,735.40	\$0.00	\$0.00	\$0.00
AID00001	B24089	Block 7G2 Rd Imp (CS) UU209	9	Released	\$1,448,000.00	\$1,645,850.70	\$995,102.04	\$623,180.48	\$3,347,999.51	(\$2,299,030.69)
AID00001	B24126	Crown Point Ingraham UU854 (CS)	1	Completed	\$105,752.76	\$33,525.48	\$28,190.41	(\$24,119.30)	\$105,752.76	(\$9,406.19)
AID00001	B25089	UUP Group 2501 Rd Imp (CS)	2	Released	\$400,000.00	\$0.00	\$0.00	\$0.00	\$0.00	\$0.00
AID00001	B25090	UUP Group 2502 Rd Imp (CS)	1, 2, 3	Released	\$400,000.00	\$0.00	\$12,590.68	\$387,409.32	\$0.00	\$0.00
AID00001	B25091	UUP Group 2503 Rd Imp (CS)	1, 2	Released	\$400,000.00	\$0.00	\$0.00	\$0.00	\$7,088,604.00	(\$7,088,604.00)
AID00001	B25092	Seminole Dr Phil Rd Imp UU630 (CS)	1	Released	\$132,000.00	\$0.00	\$0.00	\$132,000.00	\$1,104,500.00	(\$1,104,500.00)
AID00005	AID00005	Street Resurfacing and Reconstruction	N/A	N/A	\$886,000.00	\$0.00	\$306,225.79	\$0.00	\$0.00	\$0.00
AID00005	B16024	Asphalt Overlay Group 1601	1, 2, 3, 4, 5, 6, 7, 8, 9	Completed	\$5,462,181.46	\$155,170.05	\$344.57	\$89,531.80	\$12,069,027.84	(\$18,920,576.07)
AID00005	B17188	Street Reconstruction Group 1801	6	Released	\$19,278,877.87	\$4,775,672.25	\$4,095,176.51	\$4,457,635.61	\$21,216,386.30	(\$17,264,747.79)
AID00005	B18134	Asphalt Resurfacing Group 1901	1, 6, 7, 2	Completed	\$10,056,600.42	\$0.00	\$81,033.02	\$12,863.96	\$11,559,621.28	(\$11,559,621.28)
AID00005	B18135	Asphalt Resurfacing Group 1902	2, 3, 8	Closed	\$2,556,126.43	\$0.00	\$3,576.84	(\$0.00)	\$0.00	\$0.00
AID00005	B19007	Miramar Ranch North Paving G1	5, 6	Completed	\$4,333,832.98	\$5,440.96	\$1,609.30	\$264,152.25	\$4,965,761.76	(\$901,521.99)
AID00005	B20040	Coast Bl Sea Cave Emrg Statiz Project	1	Completed	\$684,745.01	\$0.00	\$4,396.33	\$14,321.46	\$3,553,925.49	(\$2,893,501.94)
AID00005	B20099	Allied Gardens Improv 3 (P)	7	Released	\$1,344,139.00	\$0.00	\$0.00	\$1,339,347.85	\$1,344,139.00	(\$5,371,764.85)
AID00005	B20138	Rancho Penasquitos Paving Group 1	4	Completed	\$2,340,592.79	\$307,485.21	\$35,775.56	\$38,956.44	\$2,395,365.57	(\$2,796,580.00)
AID00005	B20151	Hillside Dr (SD System Install/Resurface) Improv	1	Completed	\$1,213,459.98	\$65,257.43	\$108,358.52	\$57,777.19	\$1,400,000.00	(\$5,309,574.64)
AID00005	B21084	Otay 2nd Pipeline Phase 1 - paving	4	Released	\$252,200.00	\$0.00	\$13,267.31	\$238,932.69	\$252,200.00	(\$491,132.69)
AID00005	B21089	Asphalt Overlay Group 2110 (citywide)	1, 6, 8, 7, 4	Completed	\$9,896,914.84	\$341,731.93	\$263,724.45	\$27,696.34	\$11,623,735.87	(\$13,764,985.17)
AID00005	B21090	Asphalt Overlay Group 2111 (central)	3, 9	Completed	\$7,912,310.86	\$325,382.30	\$154,559.54	\$237,107.78	\$9,031,500.54	(\$10,713,179.22)
AID00005	B21124	Otay 1st/2nd PRL West of Highland (P)	3, 9	Completed	\$1,440,485.00	\$0.00	\$140,485.00	\$0.00	\$1,071,522.00	(\$931,037.00)
AID00005	B21149	Sewer and AC Water Group 807 (P)	9	Completed	\$815,704.82	\$367.44	\$0.00	\$548,292.25	\$815,704.80	(\$1,364,364.47)
AID00005	B22053	Enrico Fermi Dr & Airway Rd Strt Improv	8	Closed	\$212,392.20	\$0.00	(\$25,813.91)	\$0.00	\$0.00	\$0.00
AID00005	B22062	AC Water & Sewer Group 1029 (P)	4	Released	\$408,759.00	\$0.00	\$24,412.66	\$384,346.34	\$407,759.01	(\$791,105.36)
AID00005	B22109	Sewer & Water GJ Crown Pt s La Playa (P)	1	Completed	\$1,229,149.70	\$1,099,906.09	\$35,261.14	\$25,915.22	\$1,231,491.96	(\$3,591,147.49)
AID00005	B22115	Asphalt Resurfacing Group 1901 (SS)	1, 7, 5, 2	Completed	\$5,469,536.85	\$49,656.79	\$126,732.10	\$449,452.81	\$5,469,536.85	(\$11,438,183.30)
AID00005	B22116	Asphalt Overlay Group 2110 (SS)	1, 6, 7, 4	Completed	\$6,677,045.96	\$187,355.13	\$501,281.81	\$235,696.59	\$7,201,774.56	(\$49,024.82)
AID00005	B22117	Asphalt Overlay Group 2111 (SS)	3, 8, 9	Completed	\$5,736,000.00	\$2,545,729.33	\$200,203.81	\$158,782.84	\$5,736,000.00	(\$2,704,512.17)
AID00005	B22128	AC Water & Sewer Group 1042 (SS)	6	Completed	\$8,686,075.49	\$946,809.42	\$336,021.11	\$25,099.21	\$8,686,075.11	(\$18,344,058.47)
AID00005	B22134	Asphalt Overlay 2200 (SS)	6, 7, 2	Released	\$15,305,825.90	\$81,689.97	\$8,150,391.13	\$48,698.89	\$15,321,825.90	(\$46,111,866.56)
AID00005	B22138	Crespo Dr (Mecca-Soledad) Improv (P)	1	Released	\$688,400.00	\$0.00	\$1,006.62	\$687,393.38	\$688,400.00	(\$1,375,793.38)
AID00005	B22140	Barbosa Park Pipeline Repl Ph II (P)	3	Completed	\$1,639,288.78	\$0.00	\$4,500.00	\$10,000.00	\$1,850,941.00	(\$2,072,593.22)
AID00005	B22141	Barbosa Park Pipeline Repl Ph III (P)	3	Completed	\$1,084,422.00	\$0.00	\$0.00	\$50,000.00	\$1,084,422.00	(\$108,000.00)
AID00005	B22143	Remaining Small Diameter CI Water Ph2(P)	3, 8, 7, 9, 4	Released	\$156,732.00	\$81,535.06	\$39,378.67	\$0.00	\$156,732.00	(\$81,535.06)
AID00005	B22144	Sewer and AC Water Group 1032 (SS)	8	Released	\$1,096,000.00	\$0.00	\$0.00	\$220,556.66	\$1,096,000.00	(\$220,556.66)
AID00005	B22145	Undergrounding Resurfacing (SS)	4, 7, 9	Completed	\$2,147,201.17	\$108,080.84	\$2,023,829.24	\$2,284.52	\$2,147,201.17	(\$110,365.36)
AID00005	B22150	Palm Ave I-5 to Georgia Street Repairs	8	Released	\$4,000,000.00	\$0.00	\$122,789.93	\$3,730,692.72	\$4,000,000.00	(\$3,730,692.72)
AID00005	B22155	Witch Creek Fire Street Improv	5	Completed	\$695,350.49	\$0.00	\$75,349.94	\$3,461.72	\$3,615,000.00	(\$10,153,111.23)
AID00005	B23016	Reinfac Improv (P)	1	Completed	\$416,288.14	\$0.00	\$39,398.06	\$416,288.14	\$416,288.14	(\$416,288.14)
AID00005	B23018	Sewer and AC Water Group 2201 (SS)	9	Completed	\$750,105.00	\$0.00	\$1,059.37	\$750,105.00	\$750,105.00	(\$759,748.36)
AID00005	B23019	Asphalt Overlay 2202 (SS)	8, 9, 4	Completed	\$8,894,078.50	\$1,137,616.13	\$277,102.01	\$346,339.39	\$8,894,078.14	(\$10,378,033.30)
AID00005	B23020	Orange Ave Rd Imp UU24 (SS)	9	Completed	\$400,000.00	\$71,537.33	\$325,879.16	\$2,583.51	\$400,000.00	(\$474,120.84)
AID00005	B23059	Sewer and AC Water Group 812 (P)	1	Completed	\$403,778.00	\$111,307.43	\$169,266.41	\$11,894.39	\$403,778.00	(\$526,979.82)
AID00005	B23060	Sewer and AC Water GJ 778 (P)	4	Completed	\$375,665.00	\$0.00	\$326,665.00	\$49,000.00	\$375,665.00	(\$424,665.00)
AID00005	B24087	Sewer Group 836 (P)	3	Released	\$166,678.68	\$136,678.68	\$0.00	\$30,000.00	\$166,678.68	(\$333,337.36)
AID00005	B23093	Sewer Group Job 843 (P)	8	Completed	\$209,954.00	\$11,072.60	\$0.00	\$0.00	\$120,854.00	(\$11,072.60)
AID00005	B23113	Sewer and AC Water Group 763 (P)	7, 2	Released	\$850,000.00	\$0.00	\$850,000.00	\$0.00	\$850,000.00	(\$1,700,000.00)
AID00005	B23130	AC Overlay Group 2301	3, 7, 9, 2	Completed	\$8,143,555.53	\$2,038,763.60	\$2,413,777.21	\$712,068.35	\$8,143,555.53	(\$10,894,387.48)
AID00005	B23131	AC Overlay Group 2302	1, 6, 2	Released	\$8,050,000.41	\$444,302.36	\$1,970,577.67	\$1,891,507.16	\$6,672,905.31	(\$7,631,619.73)
AID00005	B23156	AC Overlay Group 2303	1, 8, 9, 2	Released	\$4,828,599.85	\$1,590,077.50	\$2,068,881.76	\$840,955.34	\$4,828,599.85	(\$2,431,032.84)
AID00005	B23157	AC Overlay Group 2304	3, 7, 9, 2	Released	\$8,829,334.05	\$2,072,995.86	\$4,300,509.98	\$2,159,817.16	\$8,533,322.66	(\$3,936,801.63)
AID00005	B24001	Montezuma PRL/Highway Pipeline Ph 2 (P)	9	Released	\$156,759.29	\$134,213.80	\$0.00	\$290,973.00	\$156,759.29	(\$11,072.60)
AID00005	B24003	AC Overlay Group 2305	3, 8, 9, 2, 4	Completed	\$4,250,000.00	\$933,019.35	\$399,639.93	\$149,241.04	\$4,800,000.05	(\$6,432,260.49)
AID00005	B24004	AC Overlay Group 2306	5	Completed	\$4,475,496.46	\$0.00	\$482,509.52	\$172,425.65	\$4,350,685.48	(\$4,398,300.15)
AID00005	B24009	AC Overlay Navajo Rd (SS)	7	Completed	\$2,078,105.00	\$0.00	\$38,832.73	\$83,987.23	\$2,004,480.47	(\$10,362.70)
AID00005	B24011	AC Overlay Group 2401	6, 8, 2, 4	Released	\$10,875,000.07	\$3,890,298.33	\$5,732,236.31	\$888,196.92	\$11,396,506.00	(\$39,489,519.18)
AID00005	B24012	AC Overlay Group 2402	1, 6, 5, 2	Completed	\$21,366,287.57	\$7,111,917.62	\$12,721,807.30	\$689,500.44	\$21,366,287.57	(\$71,900,280.77)
AID00005	B24013	AC Overlay Group 2403	5	Completed	\$8,250,000.07	\$2,244,852.08	\$4,495,499.10	\$1,309,110.95	\$8,250,000.00	(\$11,803,982.96)
AID00005	B24014	AC Overlay 2202 Phase 2 (SS)	6, 8, 9, 2, 4	Completed	\$5,548,463.00	\$821,745.31	\$3,945,825.81	\$496,077.61	\$5,548,462.16	(\$6,966,284.24)
AID00005	B24024	Old Town Improv 1 (P)	3, 2	Released	\$388,810.00	\$302,524.59	\$86,285.41	\$0.00	\$388,810.00	(\$302,524.59)
AID00005	B24028	Paradise Hills Improv 1 (P)	4	Released	\$155,000.00	\$140,185.36	\$0.00	\$14,814.64	\$340,738.00	(\$340,738.00)
AID00005	B24059	AC Water & Sewer Group 1052A (P)	8, 4	Completed	\$198,744.95	\$0.00	\$194,575.79	\$4,169.16	\$198,744.95	(\$4,169.16)
AID00005	B24060	College Area Swr & AC Wtr Main Repl (P)	9	Released	\$81,304.00	\$0.00	\$0.00	\$81,304.00	\$81,304.00	(\$81,304.00)
AID00005	B24061	Sewer & AC Water Group 765A (P)	4	Released	\$136,183.00	\$1,777,040.20	\$0.00	\$159,142.80	\$1,936,183.00	(\$3,872,366.00)
AID00005	B24062	Claremont Mesa E Improv 1 (P)	2	Completed	\$482,613.55	\$0.00	\$8,679.67	\$970.89	\$481,642.66	\$0.00
AID00005	B24063	AC Water & Sewer Group 1053 (P)	8, 4	Released	\$499,927.00	\$348,433.83	\$144,340.41	\$1,379.96	\$499,926.58	(\$849,739.95)
AID00005	B24064	Daggett St & Red Rock Dr Paving	6, 5	Completed	\$1,690,691.09	\$0.00	\$179,143.75	\$56,030.02	\$1,982,000.00	(\$2,329,338.93)
AID00005	B24073	Mission Center Canyon A (P)	7	Completed	\$95,000.00	\$1,503.95	\$0.00	\$12,737.05	\$95,000.00	(\$14,241.00)
AID00005	B24074	AC Water & Sewer Group 1056 (P)	7	Completed	\$1,267,930.00	\$0.00	\$490,257.27	\$0.00	\$1,267,930.00	\$0.00
AID00005	B24076	AC Water & Sewer Group Job 1023B (P)	3	Released	\$216,994.97	\$237,343.82	\$210,120.91	(\$230,469.76)	\$216,994.97	(\$223,469.03)
AID00005	B24077	Scotch Ranch Improv 1 (P)	6, 5	Completed	\$638,000.00	\$28,981.00	\$0.00	\$278,934.00	\$638,000.00	(\$914,832.00)
AID00005	B24078	North City Pure Water Pipeline (P)	6, 5	Released	\$3,092,538.00	\$2,917,047.40	\$0.00	\$175,490.60	\$5,287,038.00	(\$5,287,038.00)
AID00005	B24080	AC Water Group 1027A (P)	3	Released	\$192,000.00	\$49.36	\$164,519.87	\$27,430.77	\$192,000.00	(\$27,480.13)
AID00005	B24087	Block 7G2 Rd Improv UU209 UU629 (P)	9	Released	\$2,152,305.13	\$1,366,240.25	\$494,564.08	\$291,500.80	\$2,152,305.46	(\$3,810,046.84)
AID00005	B24091	AC Water & Sewer Group 1050 (P)	7	Released	\$1,404,051.00	\$10,434.33	\$1,391,250.17	\$2,366.50	\$1,404,051.00	(\$1,416,851.83)

	AID00005	B25005	AC Overlay Group 2505	8	Released	\$300,000.00	\$0.00	\$121,218.14	\$178,781.86	\$8,500,000.00	(\$8,378,781.86)
	AID00005	B25005	AC Overlay Group 2506	3	Released	\$300,000.00	\$0.00	\$113,662.59	\$186,337.41	\$6,500,000.00	(\$6,386,337.41)
	AID00005	B25007	AC Overlay Group 2507	3,8	Released	\$8,300,000.00	\$0.00	\$152,189.23	\$8,147,810.77	\$8,300,000.00	(\$24,747,810.77)
	AID00005	B25011	Accelerated Sewer Referral Group 851 (P)	1, 3, 8, 5, 9, 2	Released	\$638,407.00	\$580,407.00	\$52,971.21	\$638,407.00	\$638,407.00	(\$3,874,428.79)
	AID00005	B25012	Bay Ho Improv 2 (P)	2	Released	\$505,486.00	\$505,486.00	\$0.00	\$0.00	\$1,159,992.00	(\$1,159,992.00)
	AID00005	B25013	Clairemont Mesa East Improv 2 (P)	2	Released	\$906,829.01	\$846,829.01	\$0.00	\$0.00	\$906,829.00	(\$906,829.00)
	AID00005	B25018	Clairemont Mesa East Improv 3 (P)	2	Released	\$56,120.00	\$56,119.50	\$0.00	\$0.50	\$59,119.50	(\$59,119.50)
	AID00005	B25019	AC Overlay Group 2519 UUP	1,9	Released	\$813,746.37	\$55,058.06	\$689,073.50	\$69,614.81	\$813,746.37	(\$838,419.24)
	AID00005	B25046	AC Overlay Group 2508	1,5	Released	\$300,000.00	\$0.00	\$49,140.29	\$250,859.71	\$2,334,433.00	(\$2,285,292.71)
	AID00005	B25047	AC Overlay Group 2509	1	Released	\$300,000.00	\$0.00	\$52,971.21	\$247,028.79	\$3,927,000.00	(\$3,874,428.79)
	AID00005	B25048	AC Overlay Group 2510	7	Released	\$300,000.00	\$0.00	\$192,765.52	\$5,185,500.00	\$5,185,500.00	(\$5,072,234.48)
	AID00005	B25049	AC Overlay Group 2511	5	Released	\$700,000.00	\$0.00	\$87,079.66	\$612,920.34	\$3,226,150.00	(\$3,591,370.34)
	AID00005	B25050	AC Overlay Group 2512	5	Released	\$300,000.00	\$0.00	\$185,584.15	\$114,415.85	\$5,083,000.00	(\$4,897,415.85)
	AID00005	B25051	AC Overlay Group 2513	5	Released	\$300,000.00	\$0.00	\$59,245.84	\$240,754.16	\$7,000,000.00	(\$6,940,754.16)
	AID00005	B25052	AC Overlay Group 2514	7,2	Released	\$300,000.00	\$0.00	\$275,838.24	\$24,161.76	\$8,436,000.00	(\$8,160,161.76)
	AID00005	B25053	AC Overlay Group 2515	6	Released	\$300,000.00	\$0.00	\$242,191.97	\$57,808.03	\$9,300,000.00	(\$9,057,808.03)
	AID00005	B25054	AC Overlay Group 2516	1,6	Released	\$300,000.00	\$0.00	\$136,572.28	\$163,242.72	\$8,780,000.00	(\$8,643,242.72)
	AID00005	B25055	AC Overlay Group 2517	6,7	Released	\$300,000.00	\$0.00	\$210,584.63	\$89,415.37	\$8,984,720.56	(\$8,784,135.93)
	AID00005	B25056	AC Overlay Group 2518	2	Released	\$300,000.00	\$0.00	\$120,269.63	\$179,730.37	\$8,520,000.00	(\$8,399,730.37)
	AID00005	B25057	AC Overlay Group 2522	9,4	Released	\$5,700,000.00	\$0.00	\$148,418.82	\$5,551,581.18	\$5,715,000.00	(\$5,566,581.18)
	AID00005	B25058	AC Overlay Group 2523	9,4	Released	\$300,000.00	\$0.00	\$298,479.98	\$1,520.02	\$8,525,000.00	(\$8,226,520.02)
	AID00005	B25059	AC Overlay Group 2524	4	Released	\$300,000.00	\$0.00	\$234,847.46	\$65,152.54	\$7,700,000.00	(\$7,465,152.54)
	AID00005	B25067	AC Overlay Group 2511A	5	Released	\$300,000.00	\$0.00	\$137,918.33	\$162,081.67	\$900,000.00	(\$737,918.33)
	AID00005	B25068	AC Overlay Group 2511B	5	Released	\$750,000.00	\$0.00	\$54,486.62	\$695,513.38	\$820,000.00	(\$765,513.38)
	AID00005	B25069	AC Overlay Group 2511C	5	Released	\$750,000.00	\$0.00	\$55,923.20	\$694,076.80	\$810,000.00	(\$754,076.80)
	AID00005	B25070	Lake Murray Improv 2 (P)	7	Released	\$968,747.55	\$0.00	\$18,777.76	\$949,969.79	\$968,747.55	(\$949,969.79)
	AID00005	B25071	Redwood Village Standpipe Repl (P)	9	Released	\$231,535.00	\$171,535.00	\$60.33	\$59,499.67	\$231,535.00	(\$231,034.67)
	AID00005	B25072	La Jolla Improv 1 (P)	1	Released	\$442,247.60	\$341,632.85	\$83.56	\$100,531.19	\$1,256,549.00	(\$2,513,014.48)
	AID00005	B25076	La Jolla Improv 2 (P)	1	Released	\$766,000.00	\$0.00	\$0.00	\$766,000.00	\$830,441.63	(\$830,441.63)
	AID00005	B25077	Encanto Improv 1 (P)	4	Released	\$596,277.93	\$136.76	\$596,277.93	\$59,863.31	\$656,278.00	(\$656,141.24)
	AID00005	B25079	FY25 TD Mill and Pave	1,2,3,4,5,6,7,8,9	Completed	\$9,604,814.89	\$96,758.64	\$9,480,740.66	\$27,315.59	Not in P6	\$0.00
	AID00005	B25081	AC Water & Sewer Group 1052 (P)	8	Completed	\$286,692.83	\$0.00	\$286,692.83	\$0.00	\$305,072.18	(\$18,379.35)
	AID00005	B25082	Guy St Water Main Replacement (P)	3	Completed	\$180,000.00	\$0.00	\$0.00	\$180,000.00	\$180,000.00	(\$540,000.00)
	AID00005	B25083	AC Overlay Group 2520 UUP	1	Released	\$474,929.00	\$0.00	\$0.00	\$474,929.00	\$474,929.00	(\$474,929.00)
	AID00005	B25084	Sewer & AC Water Group 793A (P)	8	Released	\$938,756.00	\$893,756.00	\$44,997.50	\$1,862,512.00	\$1,862,512.00	(\$1,373,114.50)
	AID00005	B25093	Water Group 952 (P)	3	Released	\$566,159.00	\$0.00	\$0.00	\$566,159.00	\$566,159.00	(\$566,159.00)
	AID00007	B25017	Bus Stop Improvement Group 2500	23,36,8	Released	\$387,432.31	\$0.00	\$575,383.51	(\$187,951.20)	\$507,432.31	\$67,951.20
	AIE00001	B17066	Fairmount Ave Bridge Rehab East	9	Released	\$2,439,396.94	\$0.00	\$31,673.24	\$2,318,586.34	\$4,552,396.28	(\$22,641,170.80)
	AIE00001	B17067	Fairmount Ave Bridge Rehab West	9	Released	\$2,647,514.56	\$0.00	\$22,641.38	\$2,334,010.14	\$6,144,395.29	(\$30,408,472.03)
	AIE00002	AIE00002	Guard Rails	N/A	N/A	\$413,824.43	\$0.00	\$0.00	\$413,824.43	N/A	\$0.00
	AIE00002	B18201	Regional Arterial Guardrail Group 2a (Blk Min Rd)	5	Closed	\$332,761.66	\$0.00	\$1,021.10	(\$0.00)	N/A	\$0.00
	AIE00002	B18225	Crown Point Guardrail	1	Released	\$157,455.51	\$0.00	\$28,388.75	\$101,235.84	\$166,945.00	(\$277,990.33)
	AIE00002	B19056	Torrey Pines Rd. Prospect-Coast Walk GR	1	Released	\$1,382,684.01	\$51,620.00	\$307,884.30	\$922,005.37	\$2,190,189.00	(\$6,161,508.36)
	AIE00002	B20113	HSIP Cycle 9 Guardrail Improvements	1,4,5,8	Closed	\$229,393.94	\$0.00	\$488.69	(\$0.00)	N/A	\$0.00
	AIG00001	B15015	Morena Bl & W Bernardo Medians Project	5,2	Released	\$531,366.70	\$0.00	\$5,335.08	\$354,042.11	\$579,550.00	(\$1,561,325.41)
	AIG00001	B18008	Foothill Blvd & Loring St Roundabout	1	Released	\$4,113,147.05	\$131,358.70	\$1,920,955.89	\$18,056.74	\$4,232,338.62	(\$4,500,945.63)
	AIG00001	B18009	Crown Point Drive Roundabouts	1	Released	\$2,244,844.18	\$106,246.53	\$72,990.86	\$866,604.18	\$5,320,366.95	(\$4,038,373.48)
	AIG00001	B19049	Camino Del Rio West & Moore St Median	2	Released	\$2,625,182.89	\$0.00	\$162,456.62	\$1,767,520.34	\$2,615,627.00	(\$7,089,214.55)
	AIG00001	B20090	6th & Palm Ped Refuge Island	3	Closed	\$100,548.22	\$0.00	\$13,894.55	\$0.00	N/A	\$0.00
	AIG00001	B20091	ECB & Aragon Dr RRFB & Ped Refuge Island	9	Completed	\$275,000.00	\$0.00	\$199,691.65	\$18,270.11	\$275,000.00	(\$293,270.27)
	AIG00001	B20092	ECB & 68th St RRFB & Ped Refuge Island	9	Released	\$196,451.78	\$0.00	\$118.23	\$164,813.86	\$289,999.53	(\$548,361.14)
	AIG00001	B20142	6th Ave @ Juniper St Roundabout	3	Released	\$1,890,928.09	\$0.00	\$299,288.26	\$943,460.85	\$2,835,000.00	(\$1,887,532.76)
	AIG00001	B21102	Garnet Min Road @ Carmel Country Road Roundabout	1	Released	\$3,432,100.00	\$46,006.00	\$296,558.25	\$2,493,601.13	\$3,932,100.00	(\$3,039,607.13)
	AIG00001	B21117	Chatsworth Blvd RRFB & Pedestrian Refuge Island	2	Released	\$1,059,701.59	\$105,591.13	\$567,833.93	\$90,272.88	\$1,086,201.53	(\$2,362,363.95)
	AIG00001	B24122	Del Sol & Kestner Quick Build Roundabout	8	Completed	\$353,000.00	\$24,455.62	\$0.00	\$3,127.41	\$533,000.00	(\$5,127.41)
	AIH00001	AIH00001	Installation of City Owned Street Lights	N/A	N/A	\$91,047.13	\$0.00	\$0.00	\$91,047.13	N/A	\$0.00
	AIH00001	B16007	Citywide Street Lights Group 1601	1, 3, 6, 9, 2, 4	Completed	\$624,842.48	\$0.00	\$27,732.23	\$18,443.13	\$922,999.68	(\$316,600.33)
	AIH00001	B16008	Citywide Street Lights Group 1602	3, 6, 8, 7, 9, 4	Completed	\$218,770.85	\$0.00	\$10,686.39	\$25,417.34	\$655,000.00	(\$461,646.49)
	AIH00001	B17050	Citywide Street Lights Group 1701	1, 3, 6, 9, 2, 4	Completed	\$843,800.57	\$0.00	(\$574.97)	\$25,973.42	\$845,600.00	(\$873,372.85)
	AIH00001	B17051	Citywide Street Lights Group 1702	3, 6, 8, 7, 9	Completed	\$627,561.52	\$0.00	\$33,532.36	\$13,125.30	\$672,561.52	(\$1,359,248.34)
	AIH00001	B18012	Citywide Street Lights Group 1801	7	Released	\$482,420.00	\$121,710.78	\$485,420.00	\$154,793.43	\$500,000.00	(\$1,145,206.57)
	AIH00001	B19052	Citywide Street Lights - FY19	3, 9, 2, 4	Released	\$465,461.00	\$0.00	\$267,475.76	\$10,558.28	\$465,461.00	(\$1,406,941.28)
	AIH00001	B19079	Reo Drive New Street Lights	4	Completed	\$578,305.96	\$0.00	\$4,189.36	\$110,857.71	\$553,305.96	(\$639,163.67)
	AIH00001	B19080	Castle Neighborhood New Street Lights	9	Closed	\$903,227.71	\$0.00	\$101,287.72	\$0.00	N/A	\$0.00
	AIH00001	B19125	Citywide Street Lights 1950	8, 5, 9, 4	Completed	\$2,649,938.67	\$34,135.99	\$350,121.77	\$237,573.78	\$2,431,990.78	(\$7,349,734.22)
	AIH00001	B21065	El Capon Blvd (Mid-City 4444-4530) Street Lights	3	Completed	\$450,000.00	\$0.00	\$3,085.72	\$17,404.09	\$450,000.00	(\$1,740,404.09)
	AIH00001	B22149	Installation of City Owned St 2201 (NSG)	8, 9, 4	Released	\$871,412.21	\$0.00	\$87,796.82	\$867,324.56	\$1,157,000.00	(\$2,109,912.35)
	AIH00001	B22154	Installation of City Owned Streelights 2202 (NSG)	1, 3, 8, 2, 4	Released	\$429,224.13	\$0.00	\$193,533.37	\$19,258.97	\$947,500.00	(\$1,485,034.84)
	AIH00001	B23127	Streetlight Installations in CD4	4	Released	\$1,245,500.00	\$0.00	\$123,699.16	\$1,064,491.01	\$2,060,500.00	(\$3,939,991.01)
	AIH00001	B23128	Streetlight Installations in CD7	7	Released	\$572,300.00	\$0.00	\$139,758.57	\$339,728.75	\$572,300.00	(\$912,028.75)
	AIH00001	B23129	Streetlight Installations in CD8	8	Released	\$1,314,900.00	\$0.00	\$221,361.22	\$966,908.23	\$1,314,900.00	(\$2,281,808.23)
	AIH00001	B25062	Streetlights in University City	6	Released	\$150,000.00	\$0.00	\$80,296.57	\$69,703.43	\$339,700.00	(\$259,403.43)
	AIH00002	AIH00002	Street Light Circuit Upgrades	N/A	N/A	\$46,175.08	\$0.00	\$0.00	\$46,175.08	N/A	\$0.00
	AIH00002	B16118	Loma Palisades SL Series Circuit Conversion	2	Closed	\$326,174.46	\$0.00	\$123,904.97	\$0.00	N/A	\$0.00
	AIH00002	B16119	Pacific Beach 1 SL Series Circuit Conversion	1	Released	\$5,743,275.61	\$0.00	\$206,604.38	\$5,016,097.84	\$6,600,000.00	(\$12,472,822.23)
	AIH00002	B17101	Plumosa Park Series Circuit Conversion	2	Released	\$1,334,885.18	\$0.00	\$81,983.44	\$19,375.64	\$1,700,000.00	(\$2,084,490.46)
	AIH00002	B17145	Abbot Street Series Circuit Conversion	2	Completed	\$784,662.41	\$0.00	\$19,817.57	\$18,949.60	\$1,157,993.00	(\$1,550,273.19)
	AIH00002	B17146	Kensington Hts #2 Series Circuit Upgrade	9	Completed	\$2,640,000.00	\$0.00	\$272,583.12	\$82,262.71	\$2,639,999.73	(\$2,722,262.71)
	AIH00002	B23084	Installation Heights #3 Series Circuit Upgrade	9	Released	\$2,819,100.00	\$0.00	\$21,294.10	\$2,807,710.56	\$5,426,810.56	(\$5,426,810.56)
	AIH00002	B24122	Sunset Cliffs Devonshire Series Circuit Upgrade	2	Released	\$2,435,300.00	\$0.00	\$2,939,712.35	\$2,819,100.00	\$3,406,300.00	(\$2,939,712.35)
	AIH00002	B24122	Logan Ave Series Circuit Conversion (SG)	8	Released	\$1,982,000.00	\$0.00	\$15,329.95	\$1,966,670.05	Not in P6	\$0.00
	AIH00002	B24123	Garnet Ave Series Circuit Conversion (SG)	1	Released	\$2,275,000.00	\$0.00	\$171,717.82	\$2,103,282.18	\$5,969,400.00	(\$11,767,082.18)
	AIK00001	B15168	Genesee Ave-Chateau to Sauk Sidwk	2	Released	\$5,786,015.08	\$3,600,265.92	\$180,807.50	\$1,072,875.05	\$5,785,692.35	(\$33,601,279.99)
	AIK00001	B16100	ADA S/W Group 3E W Point Loma	2	Released	\$2,207,775.84	\$310,805.09	\$81,229.78	\$164,262.69	\$2,227,801.00	(\$3,406,296.94)
	AIK00001	B17065	70th-Alvarado to Saranac-Sidewalk	9	Released	\$485,000.00	\$242,679.00	\$3,232.42	\$146,090.39	\$707,825.00	(\$911,594.39)
	AIK00001	B17102	North Park Mini Park Ped Improvements	3	Released						

AIK00003	AIK00003	Sidewalk Repair and Reconstruction	N/A	N/A	\$268.49	\$0.00	\$0.00	\$268.49	N/A	\$0.00
AIK00003	B13125	Mission Beach Obstruction DIF 13 CR	1,2	Released	\$489,827.77	\$0.00	\$9,554.28	\$111,163.42	\$586,925.17	(\$2,555,961.50)
AIK00003	B16030	Sidewalk Replacement Group 1604	1,2,3,4,5,6,7,8,9	Completed	\$1,355,708.14	\$0.00	\$1,112.91	\$6,241.72	\$1,768,421.62	(\$2,187,376.82)
AIK00003	B16108	ADA Curb Ramp Winder & McKee	3	Completed	\$15,043.31	\$0.00	\$9,553.69	\$0.00	\$999,900.00	(\$999,900.00)
AIK00003	B17114	Curb Ramp Improvement Group 1701	3, 8, 2	Completed	\$4,157,865.56	\$192,621.44	\$43,198.07	\$197,777.31	\$4,157,865.08	(\$12,983,987.55)
AIK00003	B18061	ADA Torrey Pines APS PROW-S25	1	Completed	\$180,000.00	\$6,103.00	\$6,477.69	\$4,083.99	\$335,000.00	(\$500,186.99)
AIK00003	B19013	Sidewalk Replacement Grp 1902-Cimnt Mesa	2	Released	\$6,383,435.07	\$985,016.91	\$3,445,370.62	\$416,701.44	\$6,873,414.18	(\$8,765,111.64)
AIK00003	B19014	Sidewalk Redd Grp 1903-Southeastern & City Heights	3, 8, 9, 4	Released	\$3,140,986.10	\$169,051.17	\$1,451,566.41	\$167,472.41	\$3,140,986.10	(\$6,618,495.78)
AIK00003	B22102	ADACA Linda Vista & Tail CR PROW	7	Closed	\$15,772.93	\$0.00	\$3,794.39	\$0.00	\$0.00	\$0.00
AIK00003	B22103	ADACA Wilcox & El Cajon Blvd CR PROW	3	Closed	\$250,494.61	\$0.00	\$151,698.20	\$0.00	\$0.00	\$0.00
AIK00003	B23077	ADA Improvement Group 2301 - Navajo	7	Released	\$298,733.89	\$0.00	(\$4,245.80)	(\$10.00)	N/A	\$0.00
AIK00003	B23078	ADA Improvement Group 2302 - Navajo	7	Closed	\$237,561.99	\$0.00	\$229,685.60	\$0.00	\$0.00	\$0.00
AIK00003	B23079	ADA Improvement Group 2303 - Navajo	7	Closed	\$157,186.86	\$0.00	\$153,516.29	\$0.00	\$0.00	\$0.00
AIK00003	B23091	Sidewalk Replacement Group 2330	7	Released	\$2,405,463.66	\$0.00	\$78,634.30	\$1,933,829.37	\$3,165,463.66	(\$9,024,756.69)
AIK00003	B23092	Sidewalk Replacement Group 2331	5	Released	\$2,572,214.41	\$1,133,959.50	\$1,445,583.33	(\$360,959.67)	\$2,972,214.41	(\$4,145,214.41)
AIK00003	B23150	ADA Improvement Group 2306 (OM - Nestor)	8	Closed	\$154,887.49	\$0.00	\$153,373.58	\$0.00	\$0.00	\$0.00
AIK00003	B23151	ADA Improvement Group 2307 (CD 1,2,6)	1,2,6	Completed	\$305,363.66	\$0.00	\$298,171.79	\$5,921.41	\$305,000.00	(\$5,587.71)
AIK00003	B25034	ADA Improvement Group 2504	7	Completed	\$392,576.25	\$49,320.00	\$284,852.58	\$58,403.67	\$410,000.00	(\$535,147.42)
AILO0001	AIL00001	Traffic Calming	N/A	N/A	\$387,713.51	\$0.00	\$0.00	\$387,713.51	N/A	\$0.00
AILO0001	B17003	El Cajon Bl-Highland-58th Improv (VZ)	9	Closed	\$640,892.63	\$0.00	\$5,343.40	\$0.00	\$0.00	\$0.00
AILO0001	B18001	Electronic Speed Signs Group 1801	1,2,3,4,5,6,7,8,9	Completed	\$83,453.10	\$0.00	\$37,064.37	\$0.00	\$124,000.00	(\$75,785.18)
AILO0001	B18024	Coast Walk Parking Project	1	Completed	\$89,338.22	\$0.00	\$0.00	\$89,338.22	\$279,032.03	(\$279,032.03)
AILO0001	B18046	Kettner & Palm Pedestrian Hybrid Beacon	2	Released	\$1,541,235.09	\$441,228.03	\$436,006.61	\$428,099.47	\$1,580,809.70	(\$5,649,331.21)
AILO0001	B18048	W. San Ysidro Bl & Sunset Lane RFRB	2	Released	\$500,946.51	\$0.00	\$0.00	\$500,946.51	\$532,017.43	(\$532,017.43)
AILO0001	B18139	Antigua Bl / Matador Ct Flashing Beacon	7	Closed	\$7,833.83	\$0.00	\$1,840.24	(\$0.00)	N/A	\$0.00
AILO0001	B19041	Garnet & Evert Curb Extensions	1	Closed	\$121,127.28	\$0.00	\$5,509.30	\$0.00	\$0.00	\$0.00
AILO0001	B19043	1st Ave and A St Curb Extension	3	Closed	\$55,170.11	\$0.00	\$32,072.18	\$0.00	\$0.00	\$0.00
AILO0001	B19045	Rectangular Rapid Flash Beacons Grp 1904	1,2,3,4,5,6,7,8,9	Closed	\$42,494.61	\$0.00	(\$39,873.60)	\$42,494.61	N/A	\$0.00
AILO0001	B19046	Rectangular Rapid Flash Beacons Grp 1902	2,4,7	Released	\$197,074.45	\$0.00	\$36,567.76	\$116,634.61	\$294,225.00	(\$508,010.16)
AILO0001	B19047	Electronic Speed Signs Group 1902	1,4,9	Released	\$75,000.00	\$0.00	\$19,459.82	\$7,772.16	\$75,000.00	(\$7,772.16)
AILO0001	B20093	Rectangular Rapid Flash Beacons GRP 2001	1,2,3,4,5,6,7,8,9	Released	\$148,612.77	\$0.00	\$0.00	\$148,612.77	\$182,231.83	(\$364,463.66)
AILO0001	B21099	Electronic Speed Signs in Rolando Park Area	4	Completed	\$48,000.00	\$0.00	\$0.00	\$2,236.96	\$48,000.00	(\$98,236.96)
AILO0001	B22135	Milton St Burner Blvd Curb Ext (NSG)	2	Released	\$275,000.00	\$0.00	\$123,561.81	\$103,506.31	\$1,072,200.00	(\$1,972,906.31)
AILO0001	B22147	Electronic Speed Signs Citywide 2200 (SG)	2,3,7,8	Released	\$110,000.00	\$0.00	\$35,294.54	\$33,334.19	\$110,000.00	(\$33,334.19)
AILO0001	B22148	Electronic Speed Signs Citywide 2201 (NSG)	1,2,6,8	Released	\$218,463.86	\$300.00	\$56,397.31	\$218,463.86	\$1,020,594.84	(\$1,020,594.84)
AILO0001	B22146	Compass Prep 47th St Safety Enhancements	4	Released	\$1,141,737.99	\$0.00	\$104,788.37	\$1,141,737.99	\$2,192,900.00	(\$1,959,637.89)
AILO0001	B22147	Oster Street Traffic Calming	7	Released	\$544,009.51	\$0.00	\$132,512.46	\$327,755.01	\$780,220.00	(\$2,124,408.20)
AILO0001	B23148	Otay Mesa Rd Pedestrian Improvements	8	Released	\$250,000.00	\$0.00	\$122,256.33	\$33,595.48	\$743,775.00	(\$527,370.48)
AILO0001	B23158	Matinal Rd ESS	5	Released	\$16,000.00	\$0.00	\$4,574.20	\$11,313.25	\$16,000.00	(\$11,313.25)
AILO0001	B24082	RRFB Group 2401 (SG)	3,8,9	Closed	\$72,443.68	\$0.00	\$21,670.89	\$1,000.00	\$0.00	\$0.00
AILO0001	B24085	Ashtley Falls Dr ESS	1	Closed	\$12,048.50	\$0.00	\$12,048.50	\$0.00	N/A	\$0.00
AILO0001	B24110	RRFB Group 2402 (NSG)	1,2,3,4,5,6,7,8,9	Released	\$340,000.00	\$0.00	\$58,928.70	\$252,529.67	\$340,000.00	(\$592,529.67)
AILO0002	B14084	Barboa Ave TS Interconnect	2,6	Released	\$400,000.00	\$2,656.03	\$68,618.01	\$45,538.49	\$400,000.00	(\$48,194.52)
AILO0002	B15013	Interconnect Upgrades by Streets	1,3,5,6,9	Released	\$403,911.09	\$0.00	\$37,258.98	\$9,120.02	\$500,000.00	(\$105,208.93)
AILO0002	B15065	Pacific Beach TS Interconnect Upgrade	1, 7, 2	Released	\$3,112,539.73	\$129,890.00	\$173,498.04	\$2,063,997.34	\$3,721,865.00	(\$13,968,807.61)
AILO0002	B16032	TSCMP Group 1 Implementation	3,6,7,9	Released	\$2,238,432.63	\$60,822.10	\$515,183.70	\$1,334,899.06	\$3,712,065.18	(\$5,541,418.89)
AILO0002	B17014	Implementation of TSCMP Group 2	1,7,8	Released	\$468,715.87	\$36,818.29	\$100,157.32	\$308,951.13	\$1,535,127.07	(\$1,412,180.62)
AILO0002	B17123	Mineral Lvl, Genesee TSCMP Grp 3	1	Released	\$2,000,000.00	\$11,146.03	\$203,318.48	\$1,309,754.03	\$2,000,000.00	(\$3,000,900.86)
AILO0002	B17129	Otay Mesa/Nestor Communications Upgrade	1	Released	\$300,000.00	\$0.00	\$87,129.29	\$176,344.85	\$300,000.00	(\$176,344.85)
AILO0002	B17130	Montezuma Road Communications Upgrade	9	Released	\$382,797.57	\$24,057.88	\$50,824.89	\$287,561.09	\$362,443.86	(\$673,709.12)
AILO0002	B17131	Mission Blvd Communications Upgrade	2	Released	\$200,000.00	\$17,470.11	\$0.00	\$174,864.55	\$200,000.00	(\$192,334.66)
AILO0002	B18052	Murphy Canyon Interconnect	6,7	Released	\$306,441.98	\$26,065.00	\$9,566.45	\$56,860.63	\$450,000.00	(\$676,483.65)
AILO0002	B21118	Catalina Blvd Traffic Signal Interconnect Upgrade	2	Released	\$996,202.69	\$0.00	\$120,915.27	\$657,053.09	\$1,950,000.00	(\$1,610,850.40)
AILO0002	B24058	Transportation Management Center	7	Released	\$1,500,000.00	\$504,400.03	\$197,298.20	\$761,154.91	\$2,000,000.00	(\$1,765,554.94)
AILO0004	B14015	Beyer Bl & Smythe Ave Traffic Signal	8	Released	\$2,098,377.01	\$0.00	\$1,061,493.09	\$2,498,377.00	\$2,098,377.00	(\$9,156,624.08)
AILO0004	B15014	31st St & Market St School Traffic Signal	9	Completed	\$1,597,100.00	\$24,584.27	\$1,094,669.26	\$1,037,367.37	\$1,597,100.00	(\$127,951.64)
AILO0004	B15047	Division St & Osborn St Traffic Signal	8	Released	\$1,473,278.89	\$21,927.08	\$67,164.03	\$1,076,640.31	\$2,142,278.00	(\$3,909,844.50)
AILO0004	B17019	31st St @ National Ave Traffic Signal	8	Released	\$1,858,388.94	\$0.00	\$24,499.59	\$1,627,195.59	\$1,858,400.00	(\$3,485,606.65)
AILO0004	B18083	Center City - New Traffic Signals	3	Completed	\$1,008,650.64	\$0.00	\$1,954.97	\$27,651.47	\$995,218.00	(\$1,009,436.83)
AILO0004	B19057	Aquarius & Camino Ruiz Traff. Signal	3	Completed	\$1,067,835.71	\$1,208.92	\$200,885.88	\$234,885.46	\$1,067,836.00	(\$1,103,930.67)
AILO0004	B19060	El Cajon Blvd & Kansas - Traffic Signal	4	Released	\$4,634,645.35	\$667,698.03	\$246,436.45	\$1,863,003.00	\$1,863,000.00	(\$2,771,134.45)
AILO0004	B20140	Mississippi St @ El Cajon Blvd Traffic Signal	3	Released	\$1,700,000.00	\$0.00	\$123,484.11	\$1,409,380.25	\$2,000,000.00	(\$1,709,380.25)
AILO0004	B20141	47th St @ Solota Ave T/SIGNAL	4	Released	\$967,467.57	\$238.34	\$672,466.33	\$30,733.79	\$967,467.57	(\$30,972.23)
AILO0004	B20146	Torrey Pines Rd Pedestrian Hybrid Beacon	1	Released	\$1,640,355.73	\$116,756.00	\$756,906.77	\$125,112.58	\$1,640,355.73	(\$241,868.58)
AILO0004	B22000	El Cajon Blvd HAWKS (VZ)	9	Completed	\$1,781,472.80	\$0.00	\$130,736.95	\$1,771,472.96	\$1,771,472.96	(\$3,550,587.79)
AILO0004	B22046	Mercado Dr at Del Mar Hgts TS	1	Released	\$1,548,000.00	\$754.78	\$754,326.56	\$20,214.00	\$1,548,000.00	(\$1,568,988.78)
AILO0004	B22111	Center City Traffic Signals-15th Street	3	Released	\$2,709,981.36	\$0.00	\$90,975.66	\$2,208,707.01	\$2,709,981.36	(\$7,628,689.73)
AILO0004	B22112	Center City Traffic Signals-17th Street	3	Released	\$1,015,000.00	\$0.00	\$225,205.67	\$754,144.42	\$1,015,000.00	(\$3,799,144.42)
AILO0004	B23145	47th St & Hartley St HAWK	4	Released	\$952,024.20	\$0.00	\$107,726.86	\$711,914.34	\$992,500.00	(\$1,744,890.14)
AILO0004	B24108	Mission & Thomas HAWK	1	Released	\$490,000.00	\$0.00	\$70,557.84	\$334,750.44	\$2,631,500.00	(\$5,107,750.44)
AILO0004	B24117	34th & Adams HAWK	9	Released	\$290,000.00	\$0.00	\$174,994.01	\$49,184.02	\$1,218,900.00	(\$3,415,884.02)
AILO0004	B24118	Washington & Albatross HAWK	3	Released	\$200,000.00	\$0.00	\$96,970.44	\$20,671.92	\$1,355,300.00	(\$1,175,971.92)
AILO0005	AIL00005	Traffic Signals Modification	N/A	N/A	\$0.29	\$0.00	\$0.00	\$0.29	N/A	\$0.00
AILO0005	B13010	Signal Mods In Barrio Logan	8	Released	\$2,151,900.63	\$0.00	\$46,744.64	\$1,758,144.03	\$2,151,900.63	(\$8,213,845.92)
AILO0005	B14048	Traffic Signal Upgrades Citywide FY14	1, 3, 6, 7, 9, 2	Released	\$2,176,027.57	\$428,584.20	\$554,551.96	\$165,227.95	\$2,221,028.00	(\$7,301,896.56)
AILO0005	B17128	Mid-City & Eastern Area Signal Mods	9,4	Completed	\$1,777,936.33	\$0.00	\$100,886.83	\$31,105.02	\$1,777,936.33	(\$5,364,914.01)
AILO0005	B18049	Install Audible Pedestrian System&Countdown Timers	1,2,3,6,7	Closed	\$89,222.52	\$0.00	\$2,273.41	\$0.00	N/A	\$0.00
AILO0005	B18069	Ash Street Signal Mods	3	Released	\$933,265.84	\$41,156.00	\$556,862.41	\$56,828.14	\$933,266.00	(\$1,031,250.30)
AILO0005	B18162	Downtown Audibles O4th & E S29	3	Released	\$1,490,000.00	\$0.00	\$75,575.19	\$1,093,678.85	\$1,490,000.00	(\$5,293,678.85)
AILO0005	B18166	Uptown Audibles S3	3	Closed	\$18,820.75	\$0.00	\$1,814.11	\$0.00	N/A	\$0.00
AILO0005	B19059	Audible Ped Sig & Ped Cntdwn timers 1901	1,2,3,4,5,6,7,8,9	Released	\$230,000.00	\$0.00	\$28,295.55	\$72,831.76	\$230,000.00	(\$72,831.76)
AILO0005	B19069	Traffic Signal Mods Grp 19-01	7,9, 2	Released	\$2,253,273.48	\$0.00	\$40,419.10	\$1,858,780.34	\$3,637,100.00	(\$6,879,706.86)
AILO0005	B19071	Traffic Signal Mods Grp 19-02	2	Released	\$702,988.10	\$0.00	\$43,805.02	\$468,007.20	\$850,000.00	(\$615,019.10)
AILO0005	B20075	Traffic Signal Mods Grp 20-01	3, 6, 4	Released	\$1,820,044.49	\$1,125,000.00	\$96,106.34	\$174,160.70	\$2,027,820.00	(\$7,590,396.21)
AILO0005	B21120	Palm I-5 to Georgia St Traffic Sig Mod (VZ)	8	Released	\$1,441,200.00	\$0.00	\$79,381.09	\$1,113,079.40	\$3,511,200.00	(\$6,694,279.40)
AILO0005	B21139	Rosecrans St Traffic Signal Upgrades	2	Released	\$137,100.00	\$0.00	\$128,742.81	\$137,100.00	\$137,100.00	(\$128,742.81)
AILO0005	B22101	Front & Washington TS Modification	3	Released	\$1,316,160.44	\$0.00	\$163,337.90	\$1,067,367.24	\$1,530,688.62	(\$7,404,649.90)
AILO0005	B23030	Linda Vista & Comstock Intersection Upg	7	Released						

Standalone	P19007	Airway Road Improvements	8	Released	\$460,000.00	\$168,704.88	\$208,959.54	\$82,140.00	\$459,804.42	(\$710,453.72)
Standalone	P21000	Carroll Canyon Road Planning Study	6	Closed	\$337,162.77	\$0.00	\$15,927.27	\$0.00	N/A	\$0.00
Standalone	P22007	S. Bancroft & Greeley Unimproved Street	8	Closed	\$108,583.20	\$0.00	\$57,422.03	\$0.00	N/A	\$0.00
Standalone	P23004	Sarucco St Bridge Rehab	3	Closed	\$72,132.18	\$0.00	\$302.46	\$0.00	N/A	\$0.00
Standalone	P24007	Village Ctr Loop Rd-N Carmel Valley Rd	1	Closed	\$126,563.16	\$0.00	\$18,703.07	(\$0.00)	N/A	\$0.00
Standalone	P24016	West Valley River Crossing	3, 7	Closed	\$101,911.97	\$0.00	\$20,860.47	(\$0.00)	N/A	\$0.00
Standalone	RD11001	Via de la Valle Upgrades & Improvements	1	Released	\$2,209,229.00	\$0.00	\$0.00	\$2,209,229.00	Not in P6	\$0.00
Standalone	RD14000	State Route 56 Freeway Expansion	1	Released	\$22,889,755.00	\$3,245,000.00	\$5,250,000.00	\$53,133.14	\$23,029,026.00	(\$95,553,508.14)
Standalone	RD21004	Camino Del Sur S. Upgrades & Improvements	5	Completed	\$6,763,594.90	\$364.39	\$752,356.42	\$284,082.28	Not in P6	\$0.00
Standalone	RD21005	Camino Del Sur N. Upgrades & Improvements	5	Completed	\$6,504,350.60	\$0.32	\$506,644.71	\$34,436.63	Not in P6	\$0.00
Standalone	RD21006	Carmel Mountain Road Upgrades & Improvements	5	Completed	\$2,943,302.92	\$0.00	\$408,117.28	\$34,531.57	Not in P6	\$0.00
Standalone	RD22002	OM Road T-9.2 & Traffic Signals T-35	8	Closed	\$2,647,194.14	\$0.00	(\$572.35)	\$0.00	N/A	\$0.00
Standalone	RD23000	Fenton Pkwy Ext to Camino Del Rio N	9	Released	\$11,127,863.94	\$9,500.00	\$6,112,900.86	\$606,127.70	\$11,627,787.00	(\$12,743,337.76)
Standalone	RD23009	OM T-11.1 Caliente Avenue	8	Released	\$2,974,018.00	\$50,628.50	\$51,868.94	\$2,272,209.85	\$2,974,018.00	(\$5,296,856.35)
Standalone	RD24000	Federal Blvd Sidewalk Improv& SW Upgrade	9	Released	\$1,000,000.00	\$0.00	\$0.00	\$1,000,000.00	Not in P6	\$0.00
Standalone	RD24001	Barrio Logan Harbor Dr SANDAG Pave Rpr	3, 8	Released	\$641,679.00	\$0.01	\$641,678.99	\$0.00	\$641,679.00	(\$641,679.01)
Standalone	RD24002	La Jolla Streetscape	1	Released	\$1,000,000.00	\$1,000,000.00	\$1,000,000.00	(\$1,000,000.00)	\$1,015,000.00	(\$15,000.00)
Standalone	RD25000	University Ave Bikeway Pavement Repair	9	Released	\$9,257,803.30	\$9,257,803.30	\$0.00	\$0.00	\$9,260,000.00	(\$9,260,000.00)
Standalone	RD25001	Pershing Bikeway Paving Reimbursement	3	Released	\$804,328.63	\$804,328.63	\$0.00	\$0.00	\$804,328.60	(\$804,328.60)
Standalone	RD25002	Washington St Bikeway Pavement Repair	2,3	Released	\$359,232.42	\$359,232.42	\$0.00	\$0.00	\$348,060.24	(\$348,060.24)
Standalone	S00841	Carroll Cyn Rd/Sorrento Valley Rd Dist 1	1, 6	Completed	\$2,418,301.46	\$0.00	\$58,137.63	\$63,378.80	\$20,728,578.19	(\$39,102,233.72)
Standalone	S00851	SR 163/Friars Road	3, 7	Released	\$28,329,382.98	\$241,945.64	\$277,385.16	\$384,634.84	\$64,080,996.56	(\$164,540,187.18)
Standalone	S00856	El Camino Real to ViaDeLaValle (1/2 mile)	1	Released	\$26,297,181.57	\$369,727.10	\$1,741,404.76	\$21,354,759.75	\$91,969,949.50	(\$455,477,062.78)
Standalone	S00863	Georgia Street Bridge Improvements	3	Closed	\$31,190.75	\$0.00	\$31,190.75	\$0.00	N/A	\$0.00
Standalone	S00869	Palm Avenue Interstate 805 Interchange	8	Released	\$16,939,531.00	\$15,097,518.67	\$462,416.57	\$796,224.96	\$51,730,633.53	(\$154,146,113.22)
Standalone	S00871	W Mission Bay Dr Bridge Over SD River	2	Released	\$136,116,190.90	\$186,252.59	\$286,092.48	\$6,027,971.88	\$150,358,644.66	(\$922,608,546.19)
Standalone	S00880	Miramar Road-I-805 Easterly Ramps	6	Completed	\$11,643,818.16	\$216.00	\$867,791.69	\$50,710.65	\$12,249,930.00	(\$12,906,968.49)
Standalone	S00905	SR 163/Clairemont Mesa Blvd Interchange	6	Completed	\$2,844,612.82	\$0.00	\$0.00	\$35,454.30	\$18,093,777.00	(\$51,472,172.48)
Standalone	S00915	University Avenue Mobility	3	Released	\$9,776,911.63	\$430,007.32	\$473,365.92	\$1,162,033.63	\$13,167,401.56	(\$31,318,234.00)
Standalone	S00935	N Torrey Pines Rd Bridge/ Los Penasquitos	1	Released	\$3,678,246.17	\$825,058.70	\$1,536,205.09	\$1,081.27	\$16,675,651.94	(\$47,174,829.62)
Standalone	S00951	Coastal Rail Trail	1, 6	Released	\$29,179,525.55	\$423,588.17	\$655,455.28	\$25,847,637.48	\$32,034,184.41	(\$125,228,437.74)
Standalone	S11060	Otay Mesa Truck Route Phase 4	8	Completed	\$11,470,647.87	\$17,241.21	\$500,787.44	\$344,587.90	\$20,023,494.00	(\$48,961,663.24)
Standalone	S15017	La Jolla Village/I-805 Landscape Maint	6	Completed	\$1,419,717.99	\$0.00	\$155,960.28	\$376,358.34	\$1,404,917.69	(\$361,558.04)
Standalone	S15018	La Media Road Improvements	8	Completed	\$56,964,186.53	\$1,038,042.28	\$16,714,413.54	\$3,589,591.14	\$57,500,000.00	(\$407,663,446.89)
Standalone	S15045	Park Boulevard At-Grade Crossing	3,8	Released	\$24,344,065.11	\$15,823,612.08	\$659,837.36	\$131,565.23	Not in P6	\$0.00
Standalone	S16081	Market Street-47th to Euclid-Complete Street	4	Completed	\$8,817,875.33	\$586,754.86	\$267,277.35	\$415,349.41	\$11,689,017.93	(\$50,629,318.57)
Standalone	S18000	Streamview Drive Improvements Phase 2	9	Released	\$16,694,689.59	\$85,819.76	\$673,427.81	\$14,312,422.87	\$28,154,803.00	(\$138,477,568.04)
Standalone	S18001	University Avenue Complete Street Phase1	9	Released	\$10,422,437.10	\$1,656,310.54	\$4,250,910.34	\$103,628.64	\$13,484,777.10	(\$58,761,387.58)
Standalone	S19005	City Heights Sidewalks and Streetlights	9	Released	\$3,338,689.37	\$4,229.53	\$82,799.22	\$2,929,772.06	Not in P6	\$0.00
Standalone	S22005	Alvarado Canyon Rd Realignment Project	7	Released	\$4,000,000.00	\$270,440.99	\$581,864.90	\$2,181,239.28	\$64,300,000.00	(\$255,651,680.27)
Standalone	S23006	Sunset Cliffs Seawall Improvement	2	Released	\$3,200,000.00	\$2,178,852.00	\$771,152.20	\$48,872.94	\$7,827,900.00	(\$6,855,624.94)
Standalone	S23011	Cypress Dr Cultural Corridor	8	Released	\$4,282,192.11	\$59,593.37	\$211,023.09	\$3,880,405.14	\$4,282,192.11	(\$12,504,382.73)
Transportation Total					\$1,064,567,174.93	\$147,984,898.70	\$187,610,681.62	\$237,658,952.43		
Grand Total					\$7,530,601,771.37	\$1,334,913,027.78	\$1,145,091,105.54	\$1,494,875,085.23		

FY25 Project to Date Budget

Includes projects that closed in FY 2025

Includes individual phases for L projects

Not in P6=projects not in P6

N/A=not applicable information available for Projects

### Awarding Body

AIA SD	American Institute of Architects San Diego
APWA	American Public Works Association
ASCE	American Society of Civil Engineers
OHP	California Office of Historic Preservation
CPF	California Preservation Foundation
HRB	Historical Resources Board
SDAPA	American Planning Association San Diego
SEAOC	Structural Engineers Association of California
SEAOSD	Structural Engineers Association of San Diego

Awarding Body	Type of Award Received	Project Name	Council District
SDAPA	Urban Design Excellence Award	5th Ave Feasibility Study	N/A
APWA	Project of The Year Award	Bermuda Avenue Coastal Access Replacement	2
AIA SD	Design Award	Botanical Building Improvements Project	3
APWA	Project of The Year Award	Botanical Building Improvements Project	3
APWA	APWA Annual Awards	Botanical Building Improvements Project	3
ASCE	Project of the Year Award	Botanical Building Improvements Project	3
OHP	Governor's Historic Preservation Awards	Botanical Building Improvements Project	3
CPF	Preservation Design Award	Botanical Building Improvements Project	3
HRB	Historical Preservation Award	Botanical Building Improvements Project	3
SEAOC	Structural Engineering Excellence	Botanical Building Improvements Project	3
SEAOSD	Historic Preservation	Botanical Building Improvements Project	3
APWA	Project of the Year Award	Canon Street Pocket Park	6
APWA	Project of the Year Award	Clay Ave Mini Park	8
APWA	APWA Honor Award	De Anza NE parking lot improvements project	2
APWA	APWA 2025 Awards	La Media Rd. Improvements	8
APWA	APWA San Diego & Imperial Counties Chapter	Metropolitan Biosolids Center (MBC) Stormwater Diversion	6
APWA	2025 APWA Honor Award	MLK Community Park Mountain View Racquet Club Water & Sewer Connection	4
AIA SD	Citation Award	OB Pier Renewal Project	2
APWA	Project of the Year Award	Pacific Highlands Ranch Branch Library	1
ASCE	ASCE San Diego Awards	Pacific Highlands Ranch Branch Library	1
APWA	APWA Honor Award	Riviera Del Sol Neighborhood Park	8
ASCE	Outstanding Parks and Recreations Project	Santa Clara Playground and Comfort Station Improvements	2
APWA	APWA San Diego & Imperial Counties Chapter	Storm Water Diversion at the South Bay Water Reclamation Plant (SBWRP)	8
APWA	APWA 2025 Awards Program	Torrey Pines Fire Station (FS52)	1
ASCE	2025 ASCE San Diego Section Awards	Torrey Pines Fire Station (FS52)	1
ASCE	ASCE Region 9	West Mission Bay Drive Bridge	2



Project ID	Project Name	Agency	Project Phase	Asset Type	Construction Contract Type
RD14000	State Route 56 Freeway Expansion	Caltrans	Construction	Trans - Roadway	Agency/ Developer Managed Built - City Paid
S00851	SR163/Friars Road	Caltrans	Construction	Trans - Bridge - Vehicular	Agency/ Developer Managed Built - City Paid
S00871	West Mission Bay Drive Bridge Over San D	Caltrans	Construction	Trans - Bridge - Vehicular	Design Bid Build
S00982	I-5 UNDERPASS - BIKEWAY/PED CONNECT	Caltrans	Construction	Trans - Bicycle Facilities (All Class.)	Agency/ Developer Managed Built - City Paid
B00429	Buchanan Canyon Sewer B (UP)	Caltrans	Design	Wastewater - Collection Sys - Main	Design Bid Build
S00869	Palm Avenue Interstate 805 Interchange	Caltrans	Design	Trans - Bridge - Vehicular	Agency/ Developer Managed Built - City Paid
S00841	Carroll Cyn Rd/Sorrento Valley Rd Dist 1	Caltrans	Post Construction	Trans - Bridge - Vehicular	Agency/ Developer Managed Built - City Paid
S00905	SR163/Clairemont Mesa Blvd Interchange	Caltrans	Post Construction	Trans - Bridge - Vehicular	Agency/ Developer Managed Built - City Paid
S16012	East Village Green Phase 1	Civic San Diego	Construction	Parks - Miscellaneous Parks	Agency/ Developer Managed Built - City Paid
S16013	Children's Park Improvements	Civic San Diego	Construction	Parks - Miscellaneous Parks	Agency/ Developer Managed Built - City Paid
B22053	Enrico Fermi Dr & Airway Rd-Coop Agrmt	County	Construction	Trans - Roadway	Agency/ Developer Managed Built Paid
RD23001	EC Residuals Line & E Mission Gorge FM	East County / Padres Dam	Construction	Wastewater - Collection Sys - Intercptor	Design Build
RD22000	Solterra Vista Neighborhood Park	Private Developer	Bid / Award	Parks - Neighborhood	Agency/ Developer Managed Built - City Paid
RD23009	OM T-11.1 Caliente Avenue	Private Developer	Construction	Trans - Roadway	Agency/ Developer Managed Built - City Paid
RD22001	Dennery Ranch Neigh Park	Private Developer	Design	Parks - Neighborhood	Agency/ Developer Managed Built - City Paid
RD25002	Washington St Bikeway Pavement Repair	SANDAG	Bid / Award	Trans - Roadway	Agency/ Developer Managed Built - City Paid
B19096	Normal Street Promenade	SANDAG	Construction	Trans - Bicycle Facilities (All Class.)	Agency/ Developer Managed Built Paid
RD24001	Barrio Logan Harbor Dr SANDAG Pave Rpr	SANDAG	Construction	Trans - Roadway	Agency/ Developer Managed Built - City Paid
RD25001	Pershing Bikeway Paving Reimbursement	SANDAG	Construction	Trans - Roadway	Agency/ Developer Managed Built - City Paid
S23011	Cypress Dr Cultural Corridor	SANDAG	Design	Trans - Roadway - Enhance/Scape/Medians	Design Bid Build
RD25000	University Ave Bikeway Pavement Repair	SANDAG	Design	Trans - Roadway	Agency/ Developer Managed Built Paid
RD23000	Fenton Pkwy Ext to Camino Del Rio N	SDSU	Design	Trans - Roadway	Design Bid Build



**FY25 Bidders Analysis\***

Name of Contractor	Number of Bids	Number of Awards
Pavement Coatings Co.	8	6
De La Fuente Construction, Inc.	3	3
Hazard Construction Company	7	3
Palm Engineering Construction Co., Inc.	9	3
ATP General Engineering Contractors	5	2
Burtech Pipeline Incorporated	4	2
Filanc	2	2
KTA Construction, Inc.	2	2
Southwest Pipeline and Trenchless Corp.	3	2
VSS International, Inc.	8	2
Ahrens Mechanical	1	1
Barnhart-Reese Construction	2	1
CTE inc.	2	1
DLG Contractors Inc.	1	1
Dudek	1	1
Eagle Paving LLC	3	1
Griffith Company	4	1
HMS Construction	1	1
L.B. Civil Construction, Inc.	1	1
Level 10 Construction	1	1
OHLA USA, Inc	2	1
PCL Construction Services, Inc.	1	1
RECON Environmental, Inc.	1	1
Reyes Construction, Inc.	1	1
Southern Contracting Company	1	1
TC Construction Company, Inc.	8	1
YBS CONSTRUCTION ENGINEERING	1	1
Blue Pacific Engineering Construction, Inc	6	0
C.W. Driver, LLC	1	0
California Constructors	2	0
Cass Construction, Inc.	3	0
Dick Miller Inc.	2	0
Environmental Quality Management, Inc.	1	0
Fordyce Construction, Inc.	4	0
Granite Construction Company	2	0

Habitat Restoration Sciences, Inc.	1	0
HELIX Environmental Construction Group	1	0
HPS Mechanical, Inc.	1	0
HSCC, Inc.	1	0
James W. Fowler Co.	2	0
Marathon Construction Corporation	1	0
Mavens Inc	1	0
NEEMA GENERAL CONTRACTING	1	0
Piperin Corporation	1	0
Portillo Concrete Inc	1	0
R.J. NOBLE COMPANY	1	0
R2BUILD	1	0
RAC Construction & Engineering, Inc.	1	0
RAL Investment Corporation	1	0
ROY ALLAN SLURRY SEAL, INC	1	0
Select Electric, Inc.	1	0
Sukut Construction, LLC	1	0
SWCS Inc.	1	0
W. A. Rasic Construction Company, Inc	3	0
Wier Construction Corp	1	0

\*New bidders are shaded in grey

**Change Orders Between than \$500,000 and \$1,000,000**

WBS No.:	Project Title	Contractors Name	Change order Amount	Date signed by City Attorney
B-20071	Egger Highlands Improv 1	El Cajon Grading	\$531,923	11/4/2024
B-16022 / B-16025	College Area Sewer & AC Water Main Replacement	S.C. Valley Engineering, Inc.	\$837,559	10/28/2024
B-14092 / B-21084	Otay 2nd Phase 1	Cass Construction Inc.	\$928,841	10/8/2024
B-17104 B-17105	Sewer and AC Water Group 1032	KTA Construction	\$994,790	9/4/2024
B-14092 / B-21084	Otay 2nd Phase 1	Cass Construction Inc.	\$843,250	8/6/2024
S-12016 / B-21124	Otay 1st and 2nd Pipelines West of Highland Ave	El Cajon Grading	\$1,000,000	7/31/2024
B-16144 (W) & B-16145 (S)	Sewer & AC Water Crown Point West	S.C. Valley Engineering, Inc.	\$966,185	7/25/2024
S-20005	Botanical Building Improvements	EC Constructors Inc.	\$869,723	7/16/2024
B-16025 / B-16022	College Area Sewer & AC Water Main Replacement	S.C. Valley Engineering, Inc.	\$806,170	7/15/2024
B-14092 / B-21084	Otay 2nd Phase 1	Cass Construction	\$880,652	4/22/2024
S-19003	Torrey Pines Fire Station	Level 10 Construction LP	\$580,328	3/5/2025

**Change Orders Between than \$500,000 and \$2,000,000 (Pure Water Projects)**

WBS No.:	Project Title	Contractors Name	Change order Amount	Date signed by City Attorney
B-15141	PWP Morena Conveyance South & Middle and Morena Conveyance Bike Lanes	Sukut	\$1,986,900.00	7/31/2024
B-17006, S-17013	MBC Improvements	PCL Construction, Inc.	\$888,910	5/22/2024
B-21060, B-21128, S-17012	North City Water Reclamation Plant	Kiewit Infrastructure West Co.	\$952,525	5/30/2024
B-21061	Morena Wastewater Pump Station	Flatiron Dragodos	\$1,410,867.31	7/2/2024
B-16035, B-24078	North City Pure Water Pipeline - Subaqueous Pipeline	WA Rasic	\$1,886,800.00	7/10/2024
B-15141	PWP Morena Conveyance South & Middle and Morena Conveyance Bike Lanes	OHLA	\$8,445,450.00	7/12/2024
B-16035, B-24078	North City Pure Water Pipeline - Subaqueous Pipeline	WA Rasic	\$1,600,000.00	7/31/2024
B-16035, B-24078	North City Pure Water Pipeline - Subaqueous Pipeline	WA Rasic	\$1,731,000.00	8/29/2024
B-21060 B-21128 S-17012 B-16140	North City Water Reclamation Plant Expansion & Influent Pump Station & Pipeline	Kiewit Infrastructure West Co.	\$965,175	9/6/2024
B-17006, S-17013	MBC Improvements	PCL Construction, Inc.	\$976,933	9/18/2024
B-15141	PWP Morena Conveyance South & Middle and Morena Conveyance Bike Lanes	Sukut	\$1,951,754.95	9/25/2024
B-16035, B-24078	North City Pure Water Pipeline - Subaqueous Pipeline	WA Rasic	\$1,814,000.00	10/2/2024
B-21061	Morena Wastewater Pump Station	Flatiron Dragodos	\$1,174,222.97	10/9/2024
B-16035, B-24078	North City Pure Water Pipeline - Subaqueous Pipeline	WA Rasic	\$1,660,033.54	11/12/2024
B-15141	PWP Morena Conveyance South & Middle and Morena Conveyance Bike Lanes	Sukut	\$895,502.46	12/4/2024
B-16035, B-24078	North City Pure Water Pipeline - Subaqueous Pipeline	WA Rasic	\$1,651,429.84	12/11/2024
B-21061	Morena Wastewater Pump Station	Flatiron Dragodos	\$1,001,486.53	1/23/2025
B-16035, B-24078	North City Pure Water Pipeline - Subaqueous Pipeline	WA Rasic	\$1,437,475.25	1/31/2025

Fiscal Year 2025  
Year-End State of  
the CIP Report

Fiscal Year 2025 Year-End Change Orders

Exhibit F

B-16035, B-24078	North City Pure Water Pipeline - Subaqueous Pipeline	WA Rasic	\$840,000.00	1/31/2025
B-16035, B-24078	North City Pure Water Pipeline - Subaqueous Pipeline	WA Rasic	\$1,230,078.39	3/24/2025
B-16035, B-24078	North City Pure Water Pipeline - Subaqueous Pipeline	WA Rasic	\$1,931,744.00	4/14/2025
B-16035, B-24078	North City Pure Water Pipeline - Subaqueous Pipeline	WA Rasic	\$1,950,000.00	4/24/2025
B-21061	Morena Wastewater Pump Station	Flatiron Dragodos	\$617,970.86	4/24/2025
B-16035, B-24078	North City Pure Water Pipeline - Subaqueous Pipeline	WA Rasic	\$1,984,828.06	5/29/2025
B-15141	PWP Morena Conveyance South & Middle and Morena Conveyance Bike Lanes	Sukut	\$1,872,556.86	6/16/2025



Project ID	Project Name	Council Districts	NOC (6900)
B00369	Sewer and AC Water Group 765 (S)	4	6/1/2025
B17167	Sewer and AC Water Group 765 (W)	4	6/1/2025
B23125	Pump Station H Catwalk Emergency	2	6/1/2025
B22110	Sewer and AC Water Group 765 (P)	4	7/1/2025
B16135	Pipeline Rehabilitation AN-1	7	9/1/2025
B17145	Abbot Street Series Circuit	2	9/1/2025
B19088	Bay Ho Improv 1 (S)	2	9/1/2025
B21065	El Cajon Blvd (Mid-City) Street Lights	9	9/1/2025
B23004	6118 Caminita Sacate SD Emergency	7	9/1/2025
B23116	5505 Morehouse Dr SD Emergency	6	3/1/2025
B18197	Talmadge AC Water Main Replacement	9	4/1/2025
B17003	El Cajon Bl-Highland-58th Improv (VZ)	9	7/1/2025
L14002.4	Chollas Crane Replacement	4	2/1/2025
B19097	Accelerated MH Referral Group 1	1, 3, 6, 8, 7, 5, 9, 2	6/1/2025
B24065	1105 Sutter Steet SD Emergency	3	7/1/2025
B17176	AC Water & Sewer Group 1042 (S)	6	8/1/2025
B17177	AC Water & Sewer Group 1042 (W)	6	9/1/2025
B15147	AC Water & Sewer Group 1013 (S)	9	9/1/2025
B15156	AC Water & Sewer Group 1013 (W)	9	9/1/2025
B21086	AC Water & Sewer Group 1013 (P)	9	9/1/2025
S17001	Talmadge Traffic Calming Infrastructure	9	8/1/2025
B21092	CChavez Pkwy (I5-Comml) UU27 - Urgt (SL)	8	7/1/2025
B18223	Adult Fitness Course East Shore	2	9/1/2025
B18231	Tecolote North Parking Lot Improvements	2	9/1/2025
B18232	Tecolote North Playground Improvements	2	9/1/2025
B18233	Tecolote North Comfort Station Imp	2	9/1/2025
B19015	Tecolote South Comfort Station Imp	2	9/1/2025
B19016	Tecolote South Playground Improvements	2	9/1/2025
B19017	Tecolote South Parking Lot Improvements	2	9/1/2025
B21054	Alvarado WTP Basins Baffle Wall Doors	7	6/1/2025
B15172	AC Water and Sewer Group 1029 (S)	4	9/1/2025
B15174	AC Water and Sewer Group 1029 (W)	4	9/1/2025
B16007	Citywide Street Lights Group 1601	1, 3, 6, 9, 2, 4	9/1/2025
B16008	Citywide Street Lights Group 1602	3, 6, 8, 7, 9, 4	9/1/2025
B18019	Howard Ave-Village Pine to Iris Sidewalk	8	9/1/2025
B24009	AC Overlay Navajo Rd (SS)	7	9/1/2025
B20120	Kellogg Comfort Station Improvements	1	6/1/2025
B24081	3575 Nile Street SD Emergency	3	6/1/2025
B18034	MYF Electrical System Upgrade	7	7/1/2025
B22155	Witch Creek Fire Street Improv	5	9/1/2025
B16001	Pipeline Rehabilitation AL-1	1	7/1/2025
B18212	Pipeline Rehabilitation AY-1	1, 7, 2	9/1/2025

Project ID	Project Name	Council Districts	NOC (6900)
B21020	St Therese Way CMP Storm Drain Emergency	7	7/1/2025
B16118	Loma Palisades SL Series Circuit Conv	2	7/1/2025
B17092	Otay WTP-Basin #1 Concrete Restoration	8	9/1/2025
B19079	Reo Drive New Streetlights	4	9/1/2025
B21076	Rancho Penasquitos Improv 2 (w)	5	9/1/2025
B24006	8519 Sugarman Dr SD Emergency	1	9/1/2025
B24134	Rancho Penasquitos Improv 2 (P)	5	9/1/2025
B20045	San Diego Av (Old Town-McKee) SL UU598	3, 2	6/1/2025
B18130	Orange Av PH3 Central-Fairmount SL UU24	9	7/1/2025
B23140	Pump Station 2 Sluice Gate 2 Emergency	2	8/1/2025
B13186	Water and Sewer GJ 955 (W)	6, 7, 2	9/1/2025
B14069	Water and Sewer Group 955 (S)	1, 2	9/1/2025
B18215	Damon Ave Water Main Extension & AC Repl	1	9/1/2025
B23144	Damon Ave Water Main Repl & AC Ext (P)	1	9/1/2025
B21080	Buchanan Canyon SM Rpr/Repl Emergency	3	7/1/2025
B19080	Castle Neighborhood New Streetlights	9	8/1/2025
S12011	69th & Mohawk Pump Station	9, 4	9/1/2025
B17050	Citywide Street Lights Group 1701	1, 3, 6, 9, 2, 4	9/1/2025
B17051	Citywide Street Lights Group 1702	3, 6, 8, 7, 9	9/1/2025
B22000	El Cajon Blvd HAWKS (VZ)	9	9/1/2025
S11060	Otay Mesa Truck Route Phase 4	8	9/1/2025
B16056	Mira Mesa Trunk Sewer Improvement	6	9/1/2025
B21124	Otay 1st/2nd PPL West of Highland (P)	3, 9	9/1/2025
B23123	4304 Ebersole Dr SD Emergency	8	9/1/2025
S12016	Otay 1st/2nd PPL West of Highland Avenue	3, 9	9/1/2025
B14099	Water Group 968	3, 9, 2, 4	9/1/2025
B15028	Storm Drain Group 968	9	9/1/2025
B17128	Mid-City & Eastern Area Signal Mods	9, 4	9/1/2025
B13116	Lobrico Ct (615) Storm Drain	4	9/1/2025
B14125	Pipeline Rehabilitation AF1	1, 6	9/1/2025
B18134	Asphalt Resurfacing Group 1901	1, 6, 7, 2	9/1/2025
B22115	Asphalt Resurfacing Group 1901 (SS)	1, 7, 5, 2	9/1/2025
B24069	Ellen Browning Scripps Park Emergency	1	9/1/2025
B17146	Kensington Hts #2 Series Circuit Upgrade	9	9/1/2025
B21043	Mira Mesa Improv 1 (S)	6	9/1/2025
B23124	3232 Dove St SD Emergency	3	9/1/2025
B23153	8803 Gilman Dr SD Emergency	1	9/1/2025
B24064	Dagget St & Red Rock Dr Paving	6, 5	9/1/2025
B18037	Pipeline Rehabilitation AU-1	7, 2	9/1/2025
B15116	AC Water & Sewer Group 1017 (S)	2	9/1/2025
B15119	AC Water & Sewer Group 1017 (W)	2	9/1/2025
B17059	16-in & Larger CI WS Main Repl Grp A (S)	3, 7, 2	9/1/2025

Project ID	Project Name	Council Districts	NOC (6900)
B17133	Balboa Park Pipeline Repl Ph II (S)	3	9/1/2025
B17140	Balboa Park Pipeline Repl Phase II (W)	3	9/1/2025
B21085	16-in & Larger CI WS Main Repl Grp A (P)	1, 3, 7, 2	9/1/2025
B22129	4101 Pacific Hwy Pump StationC Emergency	9, 2	9/1/2025
B22140	Balboa Park Pipeline Repl Ph II (P)	3	9/1/2025
B23017	Balboa Park Pipeline Repl (BL)	3	9/1/2025
B23029	MLK CP MV Racquet Club W&S Connection	4	9/1/2025
B18200	Clairemont Mesa E Improv 1 (W)	2	9/1/2025
B18202	Clairemont Mesa E Improv 1 (S)	2	9/1/2025
P23002	Old Mission Dam Dredging	7	9/1/2025
B18203	PIPELINE REHABILITATION AX-1	4	9/1/2025
S20005	Balboa Park Botanical Bldg Improvements	3	9/1/2025
B23015	Redland Improv (W)	9	9/1/2025
B23016	Redland Improv (P)	9	9/1/2025
B19125	Citywide Street Lights 1950	8, 5, 9, 4	9/1/2025
B23018	Asphalt Overlay 2201 (SS)	1	9/1/2025

## Fiscal Year 2025 State of the CIP Year-End Report

## CAP/EV Energy Project Information

## Exhibit H

Project ID	Project Name	CAP - LEED Building	CAP - Solar Component	CAP - Resilience	Climate Resilient SD (CRSD)	EV Location	EV Charging Infrastructure	EV Charging Station	Fleet EV Ready Spaces (City Vehicle)	Non-Fleet EV Capable Spaces (Public Veh)	Fleet Non-EV Ready Spaces (City Vehicle)	Total Number of EV and non-EV Spaces	Energy Storage	Renewable Energy	Energy Efficiency Improvement (Retrofit Only)	Microgrid	Equipment Electrification (Retrofit Only)	Fossil Fuel Equipment	ZEMBOP Exemption
S14023	Pacific Highlands Ranch Branch Library	LEED Silver	Photovoltaic (PV) System	Tree Canopy	CRSD Heat	2911 Pacific Place, San	Yes	Yes	0	0	0	4	No	Yes	Yes	No	No	No	No
S16029	Carmel Valley CP - Turf Upgrades	N/A	N/A	Tree Canopy	CRSD Heat	N/A	No	No	0	0	0	0	No	No	Yes	No	No	No	No
S16031	Ocean Air CP Comfort Station & Park Impr	N/A	N/A	Tree Canopy	CRSD Heat	N/A	No	No	0	0	0	0	No	No	No	No	No	No	No
S00811	SCRIPPS MIRAMAR RANCH LIB	N/A	N/A	Tree Canopy	CRSD Heat	10301 Scripps Lake	Yes	Yes	0	0	0	5	No	No	No	No	No	No	No
B18006	Sherman Heights Com Center Playground	N/A	N/A	N/A	N/A	N/A	No	No	0	0	0	0	No	No	No	No	No	No	No
B19021	Crown Point Playground Improvements	N/A	N/A	Tree Canopy	CRSD Heat	N/A	No	No	0	0	0	0	No	No	No	No	No	No	No
B19022	Crown Point Parking Lot Improvements	N/A	N/A	N/A	N/A	N/A	No	No	0	0	0	0	No	No	No	No	No	No	No
B18234	North Cove Comfort Station Imp	N/A	N/A	N/A	N/A	N/A	Yes	No	TBD	TBD	TBD	TBD	No	No	No	No	No	No	No
B18236	Black Mountain Mine Remediation	N/A	N/A	N/A	N/A	N/A	No	No	0	0	0	0	No	No	No	No	No	No	No
B19129	Brown Field Taxiways B, C, & G Rehab	N/A	N/A	N/A	N/A	N/A	No	No	0	0	0	0	No	No	No	No	No	No	No
B19176	Sunset Point Comfort Station Imp	N/A	N/A	N/A	N/A	N/A	No	No	0	0	0	0	No	No	No	No	No	No	No
B19179	Hospitality Point Comfort Station Imp	N/A	N/A	N/A	N/A	N/A	Yes	No	TBD	TBD	TBD	TBD	No	No	No	No	No	No	No
B19156	Hospitality Point Parking Lot Improvemt	N/A	N/A	N/A	N/A	N/A	Yes	No	TBD	TBD	TBD	TBD	No	No	No	No	No	No	No
S20005	Balboa Park Botanical Bldg Improvements	N/A	N/A	N/A	N/A	N/A	No	No	0	0	0	0	No	No	No	No	No	No	No
B21069	Solar Implementation @ ETDC Building	N/A	Photovoltaic (PV) System	N/A	CRSD Heat	N/A	No	No	0	0	0	0	No	Yes	No	No	No	No	No
B21068	Solar Implementation @ Chollas Bldg A&B	N/A	Photovoltaic (PV) System	N/A	CRSD Heat	N/A	No	No	0	0	0	0	No	Yes	No	No	No	No	No
L22000.1	Alvarado Laboratory Improvements Phase 1	LEED Silver	Photovoltaic (PV) System	Tree Canopy	CRSD Heat	TBD	Yes	No	TBD	TBD	TBD	TBD	No	Yes	Yes	No	No	No	No
L22000.3	Alvarado Laboratory Improvements Trailers	N/A	N/A	N/A	N/A	N/A	No	No	0	0	0	0	No	No	No	No	No	No	No
B17030	Bay Terraces & Skyline South SD Repl	N/A	N/A	N/A	N/A	N/A	No	No	0	0	0	0	No	No	No	No	No	No	No
S00800	SAN CARLOS BRANCH LIBRARY	LEED Gold	Photovoltaic (PV) System	N/A	N/A	TBD	Yes	Yes	TBD	TBD	TBD	TBD	No	No	No	No	No	No	No
S21003	EMTS Lab Remodel at NTC	LEED Silver	N/A	N/A	N/A	No	No	No	0	0	0	0	No	No	No	No	No	No	No
B21070	Solar Implementation @ EMTS Lab Bldg	N/A	Photovoltaic (PV) System	N/A	CRSD Heat	N/A	No	No	0	0	0	0	No	Yes	No	No	No	No	No
B22139	Scripps Miramar Ranch Library Roof Repl	N/A	N/A	N/A	N/A	N/A	No	No	0	0	0	0	No	No	No	No	No	No	No
S24006	Pump Station G & 17 Full Improvement	N/A	N/A	N/A	N/A	N/A	No	No	0	0	0	0	No	No	No	No	No	No	No
S23013	City Hts Library Performance Annex Imp	N/A	N/A	N/A	N/A	N/A	No	No	0	0	0	0	No	No	No	No	No	No	No
S13008	Mohnike Adobe and Barn Restoration	N/A	N/A	N/A	N/A	No	No	No	0	0	0	0	No	No	No	No	No	No	No
S16038	Carmel Grove NP-Comfort Station	N/A	N/A	N/A	N/A	N/A	No	No	0	0	0	0	No	No	No	No	No	No	No
S16032	Solana Highlands NP-Comfort Station	N/A	N/A	N/A	N/A	N/A	No	No	0	0	0	0	No	No	No	No	No	No	No
S16033	Carmel Knoll NP-Comfort Station	N/A	N/A	N/A	N/A	N/A	No	No	0	0	0	0	No	No	No	No	No	No	No
L18001.1	Chollas Lake Electrical Service	N/A	N/A	N/A	N/A	N/A	No	No	0	0	0	0	No	No	No	No	No	No	No
B19159	Sunset Point Parking Lot Improvements	N/A	N/A	N/A	N/A	No	No	No	0	0	0	0	No	No	No	No	No	No	No
21005256	Alvarado WTP Basins Ladder & Davits Installation	N/A	N/A	N/A	N/A	N/A	No	No	0	0	0	0	No	No	No	No	No	No	No
S20009	Kearny Mesa Facility Improvements	LEED Silver	Photovoltaic (PV) System	N/A	N/A	N/A	No	No	0	0	0	0	No	No	No	No	No	No	No
S20015	Ocean Beach Branch Library	LEED Silver	Photovoltaic (PV) System	N/A	N/A	4801 Santa Monica	Yes	Yes	TBD	TBD	TBD	TBD	No	Yes	Yes	No	No	No	No
B23031	Miramar PI Fleet Main Facility Upgrade	N/A	N/A	N/A	N/A	N/A	No	No	0	0	0	0	No	No	No	No	No	No	No
30007013	Kearny Mesa Pickleball Resurfacing	N/A	N/A	N/A	N/A	N/A	No	No	0	0	0	0	No	No	No	No	No	No	No
S14006	El Cuervo Adobe Improvements	N/A	N/A	N/A	N/A	N/A	No	No	0	0	0	0	No	No	No	No	No	No	No
S16034	Carmel Del Mar NP Comfort Station - Dev	N/A	N/A	N/A	N/A	N/A	No	No	0	0	0	0	No	No	No	No	No	No	No
S16035	Sage Canyon NP Improvements	N/A	N/A	N/A	N/A	5252 Harvest Run	Yes	No	0	1	0	1	No	No	Yes	No	No	No	No
B20060	Chicano Park Improvements Phase III	N/A	N/A	N/A	N/A	N/A	No	No	0	0	0	0	No	No	No	No	No	No	No
B20107	DeAnza North East Parking Lot	N/A	N/A	Tree Canopy	CRSD Heat	De Anza Cove Park	Yes	Yes	0	18	0	18	No	No	No	No	No	No	No
B23021	MBC Operations Bldg Roof Repl	N/A	N/A	N/A	N/A	N/A	No	No	0	0	0	0	No	No	No	No	No	No	No
P23007	Civic Center Complex Redevelopment	N/A	N/A	N/A	N/A	N/A	No	No	0	0	0	0	No	No	No	No	No	No	No
L24002.1	NTC H-Barracks Shelter Project	N/A	N/A	N/A	N/A	N/A	No	No	0	0	0	0	No	No	No	No	No	No	No
P24000	Balboa Park International Cottages Study	N/A	N/A	N/A	N/A	N/A	No	No	0	0	0	0	No	No	Yes	No	No	No	No
S15028	Olive Grove Community Park ADA Improveme	N/A	N/A	N/A	N/A	N/A	No	No	0	0	0	41	No	No	No	No	No	No	No
S15035	EB Scripps Park Comfort Stn Replacement	N/A	N/A	N/A	N/A	N/A	No	No	0	0	0	0	No	No	No	No	No	No	No
S15034	Junipero Serra Museum ADA Improvements	N/A	N/A	N/A	N/A	N/A	No	No	0	0	0	0	No	No	No	No	No	No	No

B19001	MLK Rec Center Moisture Intrusion	N/A	N/A	N/A	N/A	N/A	No	No	0	0	0	0	No	No	No	No	No	No	No
S18005	Police Range Refurbishment Phase II	N/A	N/A	N/A	N/A	N/A	No	No	0	0	0	0	No	No	No	No	No	No	No
B19130	Beautification of Traffic Island Group 1	N/A	N/A	N/A	N/A	N/A	No	No	0	0	0	0	No	No	No	No	No	No	No
B23029	MLK CP MV Racquet Club W&S Connection	N/A	N/A	N/A	N/A	N/A	No	No	0	0	0	0	No	No	No	No	No	No	No
L22004.1	North Chollas CP Improvements Phase I	N/A	N/A	N/A	N/A	5598 Chollas Station Rd.	Yes	Yes	0	TBD	0	TBD	No	No	No	No	No	No	No
L22001.1	Full Pier Replacement	N/A	N/A	N/A	N/A	N/A	No	No	0	0	0	0	No	No	No	No	No	No	No
P23005	Marie Widman Memorial Park GDP	N/A	N/A	N/A	N/A	N/A	No	No	0	0	0	0	No	No	No	No	No	No	No
P24012	Camino De La Costa Stairs	N/A	N/A	N/A	N/A	N/A	No	No	0	0	0	0	No	No	No	No	No	No	No
L24003.1	Howard Lane Park	N/A	N/A	N/A	CRSD Heat	N/A	No	No	0	0	0	0	No	No	No	No	No	No	No
B10163	Mission Bay Navigational Safety Dredging	N/A	N/A	N/A	N/A	N/A	No	No	0	0	0	0	No	No	No	No	No	No	No
B17110	Bermuda Ave Coastal Access Replacement	N/A	N/A	N/A	CRSD Sea Level Rise	N/A	No	No	0	0	0	0	No	No	No	No	No	No	No
B19163	Rose Marie Starns Parking Lot Improvments	N/A	N/A	N/A	N/A	N/A	No	No	0	0	0	0	No	No	No	No	No	No	No
B18026	Narragansett Avenue Access	N/A	N/A	N/A	N/A	N/A	No	No	0	0	0	0	No	No	No	No	No	No	No
B20001	STORM WATER DIVERSION AT THE PLWTP	N/A	N/A	N/A	N/A	N/A	No	No	0	0	0	0	No	No	No	No	No	No	No
S23006	Sunset Cliffs Seawall Improvement	N/A	N/A	N/A	CRSD Sea Level Rise	TBD	No	No	0	0	0	0	No	No	No	No	No	No	No
B22012	Old Salt Pool Access Stairs	N/A	N/A	N/A	CRSD Sea Level Rise	N/A	No	No	0	0	0	0	No	No	No	No	No	No	No
B25050	AC Overlay Group 2512	N/A	N/A	N/A	N/A	N/A	No	No	0	0	0	0	No	No	No	No	No	No	No
S00752	Beyer Park Development	N/A	N/A	Tree Canopy	CRSD Heat	2261 Enright Dr	Yes	No	0	0	0	50	No	No	Yes	No	No	No	No
L16000.5	Clay Ave Mini Park	N/A	N/A	Tree Canopy	CRSD Heat	N/A	No	No	0	0	0	0	No	No	Yes	No	Yes	No	No
S00995	HIDDEN TRAILS NEIGHBORHOOD PARK	N/A	N/A	Tree Canopy	CRSD Heat	N/A	No	No	0	0	0	0	No	No	No	No	No	No	No
B18005	John F Kennedy Neighborhood Park Improve	N/A	N/A	Tree Canopy	CRSD Heat	N/A	No	No	0	0	0	0	No	No	Yes	No	No	No	No
S00999	RIVIERA DEL SOL NEIGHBORHOOD PARK	N/A	N/A	Tree Canopy	CRSD Heat	N/A	No	No	0	0	0	0	No	No	No	No	No	No	No
B18226	El Carmel Comfort Station Improvements	N/A	N/A	N/A	N/A	N/A	No	No	0	0	0	0	No	No	Yes	No	Yes	No	No
B18227	Ventura Comfort Station Imp	N/A	N/A	N/A	CRSD Heat	1131 West Mission Bay	Yes	No	0	0	0	6	No	No	Yes	No	Yes	No	No
B20057	Coral Gate NP Playground Improvements	N/A	N/A	Tree Canopy	CRSD Heat	N/A	No	No	0	0	0	0	No	No	No	No	No	No	No
S20007	Jerabek Park Improvements	N/A	N/A	Tree Canopy	CRSD Heat	N/A	No	No	0	0	0	0	No	No	No	No	No	No	No
B20058	Ward Canyon Phase III	N/A	N/A	Tree Canopy	CRSD Heat	N/A	No	No	0	0	0	0	No	No	No	No	No	No	No
P20005	Chollas Triangle Park	N/A	N/A	Tree Canopy	CRSD Heat	N/A	Yes	No	0	0	0	0	No	No	Yes	No	No	No	No
S22002	Grove Neighborhood Park	N/A	N/A	Tree Canopy	CRSD Heat	N/A	Yes	No	0	0	0	53	No	No	Yes	No	No	No	No
S23008	Beyer Park Development Phase II	N/A	N/A	Tree Canopy	CRSD Heat	2261 Enright Dr	Yes	No	0	0	0	24	No	No	Yes	No	No	No	No
P23002	Old Mission Dam Dredging	N/A	N/A	N/A	N/A	N/A	No	No	0	0	0	0	No	No	No	No	No	No	No
S22004	John Baca Park	N/A	N/A	N/A	N/A	N/A	No	No	0	0	0	0	No	No	No	No	No	No	No
B23071	Balboa Park Golf Course Improvements	N/A	N/A	Tree Canopy	CRSD Heat	N/A	No	No	0	0	0	0	No	No	No	No	No	No	No
B24101	Southcrest CP Lighting Improvements	N/A	N/A	N/A	N/A	N/A	No	No	0	0	0	0	No	No	No	No	No	No	No
S25002	Emerald Hills Neighborhood Park Phase 1	N/A	N/A	N/A	N/A	N/A	No	No	0	0	0	0	No	No	No	No	No	No	No
S15031	Egger/South Bay Comm Pk ADA Improvements	N/A	N/A	Tree Canopy	CRSD Heat	N/A	No	No	0	0	0	0	No	No	No	No	No	No	No
B17179	Mission Bay Athletic Comfort Station Mod	N/A	N/A	Tree Canopy	CRSD Heat	N/A	No	No	0	0	0	0	No	No	No	No	No	No	No
B19162	S. De Anza Parking Lot	N/A	N/A	N/A	N/A	2688 East Mission Bay	Yes	No	0	5	0	276	No	No	No	No	No	No	No
B19172	S. De Anza Comfort Station	N/A	N/A	N/A	CRSD Heat	N/A	No	No	0	0	0	0	No	No	No	No	No	No	No
B19173	S. De Anza Basketball Courts and Play Ar	N/A	N/A	N/A	N/A	N/A	No	No	0	0	0	0	No	No	No	No	No	No	No
B20097	San Ysidro Act Cntr Pkng Lot & ADA Imp	N/A	N/A	Tree Canopy	CRSD Heat	179 Diza Road	Yes	No	0	2	3	2	No	No	No	No	No	No	No
RD22001	Dennerly Ranch Neigh Park	N/A	N/A	Tree Canopy	CRSD Heat	Dennerly Ranch Road	Yes	No	0	0	0	13	No	No	No	No	No	No	No
B22047	Dr. Bertha O. Pendleton Park Improvement	N/A	N/A	N/A	N/A	N/A	No	No	0	0	0	0	No	No	No	No	No	No	No
P24006	Penasquitos Creek NP Comfort Station	N/A	N/A	N/A	N/A	N/A	No	No	0	0	0	0	No	No	No	No	No	No	No
S00751	Hickman Fields Athletic Area	N/A	N/A	Tree Canopy	CRSD Heat	No	No	No	0	0	0	0	No	No	No	No	No	No	No
S11010	MBGC Irrigation & Electrical Upgrades	N/A	N/A	N/A	N/A	No	No	No	0	0	0	0	No	No	No	No	No	No	No
24004549	Civita Creekside	N/A	N/A	N/A	N/A	N/A	No	No	0	0	0	0	No	No	No	No	No	No	No
24006690	Civita Central	N/A	N/A	N/A	N/A	N/A	No	No	0	0	0	0	No	No	No	No	No	No	No
240033323	Civita Franklin Ridge	N/A	N/A	N/A	N/A	N/A	No	No	0	0	0	0	No	No	No	No	No	No	No
240033324	Phyllis Place Park	N/A	N/A	N/A	N/A	N/A	No	No	0	0	0	0	No	No	No	No	No	No	No



S01090	MBGC Clubhouse Demo/Prtbl Building Instl	N/A	N/A	N/A	N/A	No	No	No	0	0	0	0	No	No	No	No	No	No	No
S14007	Salk Neighborhood Park & Joint Use Devel	N/A	N/A	Tree Canopy	CRSD Heat	No	No	No	0	0	0	0	No	No	No	No	No	No	No
S15007	Wangenheim Joint Use Facility	N/A	N/A	Tree Canopy	CRSD Heat	No	No	No	0	0	0	0	No	No	No	No	No	No	No
S10051	Olive St Park Acquisition and Development	N/A	N/A	N/A	N/A	No	No	No	0	0	0	0	No	No	No	No	No	No	No
L14005.1	Demolition of Loma Land Structures	N/A	N/A	N/A	N/A	No	No	No	0	0	0	0	No	No	No	No	No	No	No
L14005.2	Hillside Drainage Improvements	N/A	N/A	N/A	N/A	No	No	No	0	0	0	0	No	No	No	No	No	No	No
Z4005587	Pacific Highlands Ranch Park and Recreation Center	N/A	N/A	Tree Canopy	CRSD Heat	No	No	No	0	0	0	0	No	No	No	No	No	No	No
S10050	North Park Mini-Park	N/A	N/A	Tree Canopy	CRSD Heat	No	No	No	0	0	0	0	No	No	No	No	No	No	No
L16002.1	Mira Mesa Pool & Skate Plaza Ph2	LEED Silver	N/A	Tree Canopy	CRSD Heat	N/A	No	No	0	0	0	0	No	No	No	No	No	No	No
S16047	Cañon Street Pocket Park	N/A	N/A	N/A	N/A	No	No	No	0	0	0	0	No	No	No	No	No	No	No
L16001.2	Sunset Cliffs Nat Pk Ph 2 Trail & Reveg	N/A	N/A	N/A	N/A	No	No	No	0	0	0	0	No	No	No	No	No	No	No
S16036	Torrey Highlands Neighborhood Park Upgra	N/A	N/A	N/A	N/A	No	No	No	0	0	0	0	No	No	No	No	No	No	No
B18223	Adult Fitness Course East Shore	N/A	N/A	N/A	N/A	No	No	No	0	0	0	0	No	No	No	No	No	No	No
B18232	Tecolote North Playground Improvements	N/A	N/A	N/A	N/A	No	No	No	0	0	0	0	No	No	No	No	No	No	No
B19016	Tecolote South Playground Improvements	N/A	N/A	N/A	N/A	No	No	No	0	0	0	0	No	No	No	No	No	No	No
B18231	Tecolote North Parking Lot Improvements	N/A	N/A	N/A	N/A	No	No	No	0	0	0	0	No	No	No	No	No	No	No
B18233	Tecolote North Comfort Station Imp	N/A	N/A	N/A	N/A	No	No	No	0	0	0	0	No	No	No	No	No	No	No
B19015	Tecolote South Comfort Station Imp	N/A	N/A	N/A	N/A	No	No	No	0	0	0	0	No	No	No	No	No	No	No
B19017	Tecolote South Parking Lot Improvements	N/A	N/A	N/A	N/A	No	No	No	0	0	0	0	No	No	No	No	No	No	No
B19188	Marcy Neighborhood Park Improvements	N/A	N/A	Tree Canopy	CRSD Heat	N/A	No	No	0	0	0	0	No	No	No	No	No	No	No
B18192	Mountain View Sports Courts	N/A	N/A	N/A	N/A	N/A	No	No	0	0	0	0	No	No	No	No	No	No	No
B19158	Dusty Rhodes Parking Lot Improvements	N/A	N/A	N/A	N/A	No	No	No	0	0	0	0	No	No	No	No	No	No	No
B19180	Dusty Rhodes Comfort Station Improvement	N/A	N/A	N/A	N/A	No	No	No	0	0	0	0	No	No	No	No	No	No	No
B19181	Dusty Rhodes Playground	N/A	N/A	N/A	N/A	No	No	No	0	0	0	0	No	No	No	No	No	No	No
B19157	Robb Field Parking Lot Improvements	N/A	N/A	N/A	N/A	N/A	No	No	0	0	0	0	No	No	No	No	No	No	No
B19175	Robb Field Playground	N/A	N/A	Tree Canopy	CRSD Heat	N/A	No	No	0	0	0	0	No	No	No	No	No	No	No
B19212	Robb Field Gateway Path	N/A	N/A	Tree Canopy	CRSD Heat	N/A	No	No	0	0	0	0	No	No	No	No	No	No	No
B19174	Robb Field Comfort Station Imp	N/A	N/A	N/A	N/A	N/A	No	No	0	0	0	0	No	No	No	No	No	No	No
B19133	Robb Field Turf & Irrigation Improvement	N/A	N/A	N/A	N/A	N/A	No	No	0	0	0	0	No	No	No	No	No	No	No
B19187	Robb Field Recreation Center	N/A	N/A	N/A	N/A	N/A	No	No	0	0	0	0	No	No	No	No	No	No	No
B20054	West Sycamore Staging Area	N/A	N/A	Tree Canopy	CRSD Heat	No	No	No	0	0	0	0	No	No	No	No	No	No	No
B20096	Willie Henderson Sports Complex Imp	N/A	N/A	Tree Canopy	CRSD Heat	N/A	No	No	0	0	0	0	No	No	No	No	No	No	No
B20130	Mission Beach South Shores GDP	N/A	N/A	N/A	N/A	No	No	No	0	0	0	0	No	No	No	No	No	No	No
L20000.2	Rancho Bernardo CP Dog Park	N/A	N/A	Tree Canopy	CRSD Heat	18448 W.Bernardo	Yes	No	0	6	0	6	No	No	No	No	No	No	No
S16013	Children's Park Improvements	N/A	N/A	N/A	N/A	NO	No	No	0	0	0	0	No	No	No	No	No	No	No
B21114	Mt View Sports Courts ADA Improvements	N/A	N/A	N/A	N/A	N/A	No	No	0	0	0	0	No	No	No	No	No	No	No
P22006	Sunshine Berardini Field GDP	N/A	N/A	N/A	N/A	No	No	No	0	0	0	0	No	No	No	No	No	No	No
L20000.1	Rancho Bernardo CP Lighting Improvements	N/A	N/A	N/A	N/A	N/A	No	No	0	0	0	0	No	No	No	No	No	No	No
S16012	East Village Green Phase 1	LEED Silver	Photovoltaic (PV) System	Tree Canopy	N/A	N/A	No	No	0	0	0	0	No	No	No	No	No	No	No
RD21001	Black Mountain Ranch Park Ph2	N/A	N/A	Tree Canopy	CRSD Heat	No	No	No	0	0	0	0	No	No	No	No	No	No	No
L23002.1	NTC Aquatic Center Feasibility Study	N/A	N/A	N/A	N/A	N/A	No	No	0	0	0	0	No	No	No	No	No	No	No
B23011	Willie Henderson Lighting Upgrades	N/A	N/A	N/A	N/A	N/A	No	No	0	0	0	0	No	No	No	No	No	No	No
P23003	Mt. Hope Rec Ctr @ Dennis V Allen Park	N/A	N/A	N/A	N/A	N/A	No	No	0	0	0	0	No	No	No	No	No	No	No
P23006	Sefton Field Improvements	N/A	N/A	N/A	N/A	N/A	No	No	0	0	0	0	No	No	No	No	No	No	No
B23028	Memorial Park Lighting Improvements	N/A	N/A	N/A	N/A	N/A	No	No	0	0	0	0	No	No	No	No	No	No	No
S25003	Montezuma NP Improvements Phase 1	N/A	N/A	N/A	N/A	N/A	No	No	0	0	0	0	No	No	No	No	No	No	No
S17009	101 Ash Improvements	N/A	N/A	N/A	N/A	N/A	No	No	0	0	0	0	No	No	No	No	No	No	No
L14002.5	Chollas Paint Booth	N/A	N/A	N/A	N/A	2700 Caminito	No	No	0	0	0	0	No	No	No	No	No	No	No
B20148	NCWRP - Chiller Replacement	N/A	N/A	N/A	N/A	N/A	No	No	0	0	0	0	No	No	Yes	No	No	No	No
B22002	SV Dam Low Level Outlet Improvements	N/A	N/A	N/A	CRSD Flooding	N/A	No	No	0	0	0	0	No	No	No	No	No	No	No

B22081	Police HQ Elevator Modernization	LEED Silver	N/A	N/A	N/A	1401 Broadway, 1800 El Prado, San	No	No	0	0	0	0	No	No	Yes	No	No	No	No
S22007	Casa Del Prado Reconstruction	N/A	N/A	N/A	N/A	11480 N Torrey Pines	Yes	Yes	TBD	TBD	TBD	TBD	No	No	Yes	No	No	No	No
S23005	Torrey Pines GC Clubhouse & Maintenance	N/A	Photovoltaic (PV) System	N/A	N/A		Yes	Yes	TBD	TBD	TBD	TBD	No	Yes	Yes	No	Yes	No	No
B23100	Terminal Ramp Rehabilitation Project	N/A	N/A	N/A	N/A	N/A	No	No	0	0	0	0	No	No	No	No	No	No	No
L24002.2	Sports Arena C-HRS Occupancy Upgrades	N/A	N/A	N/A	N/A	N/A	No	No	0	0	0	0	No	No	No	No	No	No	No
B25030	Fire-Rescue ECDC HVAC and Elec Upgrades	N/A	N/A	N/A	N/A	N/A	No	No	0	0	0	0	No	No	No	No	No	No	No
B22045	Hard Court Improvements	N/A	N/A	N/A	N/A	N/A	No	No	0	0	0	0	No	No	No	No	No	No	No
S18007	Fire-Rescue Air Ops Facility - PH II	LEED Silver	Photovoltaic (PV) System	N/A	N/A	TBD	Yes	Yes	TBD	TBD	TBD	TBD	No	Yes	No	No	No	No	No
S14017	Fire Station No. 51 Skyline Hills	LEED Silver	Photovoltaic (PV) System	N/A	N/A	TBD	Yes	Yes	TBD	TBD	TBD	TBD	No	Yes	No	No	No	No	No
B20116	Air & Space Museum Roof Replacement	N/A	N/A	N/A	CRSD Heat	N/A	No	No	0	0	0	0	No	No	No	No	No	No	No
B22080	Police HQ Security Fencing	N/A	N/A	N/A	N/A	N/A	No	No	0	0	0	0	No	No	No	No	No	No	No
B22095	Rancho Penasquitos Library Rehab	N/A	N/A	N/A	N/A	N/A	No	No	0	0	0	0	No	No	No	No	No	No	No
S22010	Old Logan Heights Library Renovation	N/A	N/A	N/A	N/A	TBD	No	No	0	0	0	0	No	No	No	No	No	No	No
S22011	Oak Park Library	LEED Silver	N/A	N/A	N/A	TBD	No	No	0	0	0	0	No	No	No	No	No	No	No
B22157	Terminal Parking Lot East Rehabilitation	N/A	N/A	N/A	N/A	N/A	No	No	0	0	0	0	No	No	No	No	No	No	No
B23013	Unleaded Aviation Fuel Tank	N/A	N/A	N/A	N/A	N/A	No	No	0	0	0	0	No	No	No	No	No	No	No
B23105	Urban Village Idea Lab HVAC Repl	N/A	N/A	N/A	N/A	N/A	No	No	0	0	0	0	No	No	Yes	Yes	Yes	No	No
B23104	Paradise Hills Library HVAC Repl	N/A	N/A	N/A	N/A	N/A	No	No	0	0	0	0	No	No	Yes	No	Yes	No	No
B23160	Scripps Miramar Ranch Lib Fire Sys Repl	N/A	N/A	N/A	N/A	N/A	No	No	0	0	0	0	No	No	No	No	No	No	No
P24013	SD FR Training Ctr-Feasibility Study	N/A	N/A	N/A	N/A	TBD	No	No	0	0	0	0	No	No	No	No	No	No	No
B22146	8690 Aero Drive Roof Replacement	N/A	N/A	N/A	N/A	N/A	No	No	0	0	0	0	No	No	No	No	No	No	No
B25007	AC Overlay Group 2507	N/A	N/A	N/A	N/A	N/A	No	No	0	0	0	0	No	No	No	No	No	No	No
B25049	AC Overlay Group 2511	N/A	N/A	N/A	N/A	N/A	No	No	0	0	0	0	No	No	No	No	No	No	No
B25051	AC Overlay Group 2513	N/A	N/A	N/A	N/A	N/A	No	No	0	0	0	0	No	No	No	No	No	No	No
B25063	Brown Field Terminal Roof Replacement	N/A	N/A	N/A	N/A	N/A	No	No	0	0	0	0	No	No	No	No	No	No	No
B25067	AC Overlay Group 2511A	N/A	N/A	N/A	N/A	N/A	No	No	0	0	0	0	No	No	No	No	No	No	No
B25068	AC Overlay Group 2511B	N/A	N/A	N/A	N/A	N/A	No	No	0	0	0	0	No	No	No	No	No	No	No
B25069	AC Overlay Group 2511C	N/A	N/A	N/A	N/A	N/A	No	No	0	0	0	0	No	No	No	No	No	No	No
B21125	Sewer Pump Station 11 Repair	N/A	N/A	N/A	CRSD Sea Level Rise	2801 Bayside	No	No	0	0	0	0	No	No	Yes	No	No	Yes	Yes
B22037	Otay WTP Raw Water PS Switchboard Replac	N/A	N/A	N/A	N/A	1500 Wueste Rd.	No	No	0	0	0	0	No	No	Yes	No	No	Yes	Yes
S14018	Fairmount Avenue Fire Station	LEED Silver	Photovoltaic (PV) System	N/A	N/A	TBD	No	No	0	0	0	0	No	No	No	No	No	Yes	No
S19003	Torrey Pines Fire Station	LEED Silver	Photovoltaic (PV) System	N/A	N/A	10281 North Torrey Pines	Yes	Yes	TBD	0	TBD	17	No	Yes	No	No	No	Yes	Yes
S15015	Fire Station 48	LEED Silver	Photovoltaic (PV) System	N/A	CRSD Heat	TBD	Yes	Yes	TBD	TBD	TBD	TBD	No	Yes	No	Yes	No	Yes	No
S00784	FIRE STATION #49 OTAY MESA	LEED Silver	Photovoltaic (PV) System	N/A	N/A	N/A	Yes	Yes	TBD	TBD	TBD	TBD	Yes	Yes	No	Yes	No	Yes	No
B12040	Maple Canyon Restoration - Phases 1 & 2	N/A	N/A	N/A	CRSD Flooding	N/A	No	No	0	0	0	0	No	No	No	No	No	No	No
B12096	Highland and Monroe Aves Storm Drain Rep	N/A	N/A	N/A	CRSD Flooding	N/A	No	No	0	0	0	0	No	No	No	No	No	No	No
B13102	Adams Ave (1620) Storm Drain Replacement	N/A	N/A	N/A	CRSD Flooding	N/A	No	No	0	0	0	0	No	No	No	No	No	No	No
B14120	Alamo, Salvation, 68th Street Basins LID	N/A	N/A	N/A	CRSD Flooding	N/A	No	No	0	0	0	0	No	No	No	No	No	No	No
B14108	Uptown Storm Drain Replacement	N/A	N/A	N/A	CRSD Flooding	N/A	No	No	0	0	0	0	No	No	No	No	No	No	No
B15212	Scripps Ranch SD Repl (South)	N/A	N/A	N/A	CRSD Flooding	N/A	No	No	0	0	0	0	No	No	No	No	No	No	No
B15213	Cherokee Point South SD & GI (SD)	N/A	N/A	N/A	CRSD Flooding	N/A	No	No	0	0	0	0	No	No	No	No	No	No	No
B15214	Cherokee Point South SD & GI (GI)	N/A	N/A	N/A	CRSD Flooding	N/A	No	No	0	0	0	0	No	No	No	No	No	No	No
B16006	La Jolla Farms Outfall Repair	N/A	N/A	N/A	CRSD Flooding	N/A	No	No	0	0	0	0	No	No	No	No	No	No	No
B16094	Jamacha Lomita Storm Drain	N/A	N/A	N/A	CRSD Flooding	N/A	No	No	0	0	0	0	No	No	No	No	No	No	No
B16112	Southcrest Green Infrastructure (GI)	N/A	N/A	N/A	CRSD Flooding	N/A	No	No	0	0	0	0	No	No	No	No	No	No	No
B16175	Mira Mesa South Storm Drain Replacement	N/A	N/A	N/A	CRSD Flooding	N/A	No	No	0	0	0	0	No	No	No	No	No	No	No
B16174	Kensington North Storm Drain Replacement	N/A	N/A	N/A	CRSD Flooding	N/A	No	No	0	0	0	0	No	No	No	No	No	No	No
B18118	South Mission Beach GI	N/A	N/A	N/A	CRSD Flooding	N/A	No	No	0	0	0	0	No	No	No	No	No	No	No
B18117	South Mission Beach SD Replacement	N/A	N/A	N/A	CRSD Flooding	N/A	No	No	0	0	0	0	No	No	No	No	No	No	No
B20008	Colina Del Sol Improv 1 (S)	N/A	N/A	N/A	CRSD Flooding	N/A	No	No	0	0	0	0	No	No	No	No	No	No	No

B20010	Colina Del Sol Improv 1 (W)	N/A	N/A	N/A	CRSD Flooding	N/A	No	No	0	0	0	0	No	No	No	No	No	No	No
S20003	Maple Canyon Storm Drain Upgrade	N/A	N/A	N/A	CRSD Flooding	N/A	No	No	0	0	0	0	No	No	No	No	No	No	No
B21002	Univ Ave (Aragon-69th St) Wtr Main Repl	N/A	N/A	N/A	CRSD Flooding	N/A	No	No	0	0	0	0	No	No	No	No	No	No	No
B20086	CMP Storm Drain Lining II	N/A	N/A	N/A	CRSD Flooding	N/A	No	No	0	0	0	0	No	No	No	No	No	No	No
B15102	Green Infrastructure Group 1024	N/A	N/A	N/A	CRSD Flooding	N/A	No	No	0	0	0	0	No	No	No	No	No	No	No
B10161	Laurelridge Court Storm Drain	N/A	N/A	N/A	CRSD Flooding	N/A	No	No	0	0	0	0	No	No	No	No	No	No	No
B13016	Campus Point Dr (9900) SD Repl	N/A	N/A	N/A	CRSD Flooding	N/A	No	No	0	0	0	0	No	No	No	No	No	No	No
B15063	Storm Drain Group 1013	N/A	N/A	N/A	CRSD Flooding	N/A	No	No	0	0	0	0	No	No	No	No	No	No	No
B15165	Golden Hill & South Park SD Replacement	N/A	N/A	N/A	CRSD Flooding	N/A	No	No	0	0	0	0	No	No	No	No	No	No	No
B15197	North Park SD Replacement (North)	N/A	N/A	N/A	CRSD Flooding	N/A	No	No	0	0	0	0	No	No	No	No	No	No	No
B15196	San Carlos SD Replacement (Northeast)	N/A	N/A	N/A	CRSD Flooding	N/A	No	No	0	0	0	0	No	No	No	No	No	No	No
B16092	College East Storm Drain Replacement	N/A	N/A	N/A	N/A	N/A	No	No	0	0	0	0	No	No	No	No	No	No	No
B23088	South Mission Beach SD Replacement (BL)	N/A	N/A	N/A	CRSD Flooding	N/A	No	No	0	0	0	0	No	No	No	No	No	No	No
B23099	20100 San Pasqual Rd SD Replacement	N/A	N/A	N/A	N/A	20100 San Pasqual Rd	No	No	0	0	0	0	No	No	No	No	No	No	No
B23117	CMP SD Lining IV	N/A	N/A	N/A	N/A	N/A	No	No	0	0	0	0	No	No	No	No	No	No	No
B26015	Jamacha Lomita Storm Drain (P)	N/A	N/A	N/A	N/A	N/A	No	No	0	0	0	0	No	No	No	No	No	No	No
B10027	Bannock Ave Streetscape Enhancements	N/A	N/A	N/A	CRSD Flooding	N/A	No	No	0	0	0	0	No	No	No	No	No	No	No
B15029	Navajo Storm Drains	N/A	N/A	N/A	CRSD Flooding	N/A	No	No	0	0	0	0	No	No	No	No	No	No	No
B15051	Logan Heights LID (South)	N/A	N/A	N/A	CRSD Flooding	N/A	No	No	0	0	0	0	No	No	No	No	No	No	No
B17143	Storm Drain Group 763	N/A	N/A	N/A	CRSD Flooding	N/A	No	No	0	0	0	0	No	No	No	No	No	No	No
B19073	5th and Brookes SD Upgrade	N/A	N/A	N/A	CRSD Flooding	N/A	No	No	0	0	0	0	No	No	No	No	No	No	No
B19049	Camino Del Rio West & Moore St Median	N/A	N/A	N/A	CRSD Flooding	N/A	No	No	0	0	0	0	No	No	No	No	No	No	No
B21064	Morena Improv 3 (S)	N/A	N/A	N/A	CRSD Flooding	N/A	No	No	0	0	0	0	No	No	No	No	No	No	No
B22152	Morena Improv 3A (W)	N/A	N/A	N/A	CRSD Flooding	N/A	No	No	0	0	0	0	No	No	No	No	No	No	No
B22065	Univ Ave (Aragon-69th St) (P)	N/A	N/A	N/A	CRSD Flooding	N/A	No	No	0	0	0	0	No	No	No	No	No	No	No
B18015	University Avenue Culvert Reconstruction	N/A	N/A	N/A	CRSD Flooding	N/A	No	No	0	0	0	0	No	No	No	No	No	No	No
B16113	Mission Hills NE Storm Drain Replacement	N/A	N/A	N/A	N/A	N/A	No	No	0	0	0	0	No	No	No	No	No	No	No
B16173	University City South SD Replace	N/A	N/A	N/A	N/A	N/A	No	No	0	0	0	0	No	No	No	No	No	No	No
B22058	Accelerated 4275 48th St Improv (SD)	N/A	N/A	N/A	CRSD Flooding	N/A	No	No	0	0	0	0	No	No	No	No	No	No	No
B25035	CMP SD Lining V	N/A	N/A	N/A	N/A	N/A	No	No	0	0	0	0	No	No	No	No	No	No	No
S00312	P52 Power Reliability & Surge Protection	N/A	N/A	N/A	N/A	N/A	No	No	0	0	0	0	No	No	No	No	No	No	No
S00319	EMTS Boat Dock Esplanade	N/A	N/A	N/A	N/A	N/A	No	No	0	0	0	0	No	No	No	No	No	No	No
B19126	6500 Montezuma Rd SD Emergency	N/A	N/A	N/A	CRSD Flooding	N/A	No	No	0	0	0	0	No	No	No	No	No	No	No
B19090	Cardinal Road Emergency SD Replacement	N/A	N/A	N/A	CRSD Flooding	N/A	No	No	0	0	0	0	No	No	No	No	No	No	No
B20040	Coast Bl Sea Cave Emerg Stabilz Project	N/A	N/A	N/A	CRSD Sea Level Rise	N/A	No	No	0	0	0	0	No	No	No	No	No	No	No
B20019	Crest Canyon Park Emergency SD Replace	N/A	N/A	N/A	CRSD Sea Level Rise	N/A	No	No	0	0	0	0	No	No	No	No	No	No	No
B20063	Civic Cntr Plaza Elevator Modernization	N/A	N/A	N/A	N/A	N/A	No	No	0	0	0	0	No	No	No	No	No	No	No
B20124	Rancho Mission Canyon Emergency	N/A	N/A	N/A	CRSD Flooding	N/A	No	No	0	0	0	0	No	No	No	No	No	No	No
21004992	Pump Station 64 Motor Starter Replacement	N/A	N/A	N/A	CRSD Flooding	N/A	No	No	0	0	0	0	No	No	No	No	No	No	No
B20144	Worden St Storm Drain Emergency	N/A	N/A	N/A	CRSD Flooding	N/A	No	No	0	0	0	0	No	No	No	No	No	No	No
21005333	Morena Dam Spillway Near-Term Repairs	N/A	N/A	N/A	N/A	N/A	No	No	0	0	0	0	No	No	No	No	No	No	No
11004710	El Capitan Dam Spillway Near-Term Repairs	N/A	N/A	N/A	N/A	N/A	No	No	0	0	0	0	No	No	No	No	No	No	No
B21115	Cajon Way CMP Storm Drain Emergency	N/A	N/A	N/A	CRSD Flooding	N/A	No	No	0	0	0	0	No	No	No	No	No	No	No
B21063	Prairie Mound Way CMP SD Emergency	N/A	N/A	N/A	CRSD Flooding	N/A	No	No	0	0	0	0	No	No	No	No	No	No	No
B21110	Paradise Mesa Crosstie PL CP Improv	N/A	N/A	N/A	CRSD Flooding	N/A	No	No	0	0	0	0	No	No	No	No	No	No	No
B21126	5604 Campanile Way SD Repair Emergency	N/A	N/A	N/A	CRSD Flooding	N/A	No	No	0	0	0	0	No	No	No	No	No	No	No
B22013	3984 Pacific Hwy Pump StationL Emergency	N/A	N/A	N/A	N/A	N/A	No	No	0	0	0	0	No	No	No	No	No	No	No
B21138	3505 Udall St (CMP) SD Emergency	N/A	N/A	N/A	CRSD Flooding	N/A	No	No	0	0	0	0	No	No	No	No	No	No	No
B21153	3405 Kite Street SD Emergency	N/A	N/A	N/A	CRSD Flooding	N/A	No	No	0	0	0	0	No	No	No	No	No	No	No
21005065	Sewer Pump Station 5 & 6 Repair	N/A	N/A	N/A	CRSD Flooding	N/A	No	No	0	0	0	0	No	No	No	No	No	No	No

30006630	Pump Station 1 #4 Emergency	N/A	N/A	N/A	CRSD Flooding	N/A	No	No	0	0	0	0	No	No	No	No	No	No	No
B22067	Pump Station N SD Emerg 914 Santa Clara	N/A	N/A	N/A	N/A	N/A	No	No	0	0	0	0	No	No	No	No	No	No	No
B23110	Black Mountain Reservoir Spillway Stairs	N/A	N/A	N/A	N/A	na	No	No	0	0	0	0	No	No	No	No	No	No	No
B22129	4101 Pacific Hwy Pump StationC Emergency	N/A	N/A	N/A	N/A	N/A	No	No	0	0	0	0	No	No	No	No	No	No	No
B23004	6118 Caminita Sacate SD Emergency	N/A	N/A	N/A	CRSD Flooding	N/A	No	No	0	0	0	0	No	No	No	No	No	No	No
21005309	65th and Herrick Pump Station Emergency Repair	N/A	N/A	N/A	N/A	N/A	No	No	0	0	0	0	No	No	No	No	No	No	No
B23003	MBC76 Transformer Replacement Emergency	N/A	N/A	N/A	CRSD Flooding	N/A	No	No	0	0	0	0	No	No	No	No	No	No	No
B23095	728 PB Dr Pump Station G Emergency	N/A	N/A	N/A	N/A	N/A	No	No	0	0	0	0	No	No	No	No	No	No	No
B23107	6933 Neptune Place SD Emergency	N/A	N/A	N/A	N/A	N/A	No	No	0	0	0	0	No	No	No	No	No	No	No
B23115	4356 Altamirano Way SD Emergency	N/A	N/A	N/A	CRSD Flooding	N/A	No	No	0	0	0	0	No	No	No	No	No	No	No
B23138	Jerabek Park SD Emergency	N/A	N/A	N/A	CRSD Flooding	N/A	No	No	0	0	0	0	No	No	No	No	No	No	No
B23126	Barrett Road Emergency Repair	N/A	N/A	N/A	CRSD Flooding	21077 Lyons Valley Road,	No	No	0	0	0	0	No	No	No	No	No	No	No
B23123	4304 Ebersole Dr SD Emergency	N/A	N/A	N/A	CRSD Flooding	4304 Ebersole	No	No	0	0	0	0	No	No	No	No	No	No	No
B23124	3232 Dove St SD Emergency	N/A	N/A	N/A	CRSD Flooding	N/A	No	No	0	0	0	0	No	No	No	No	No	No	No
B23135	7671 Macaw Lane SD Emergency	N/A	N/A	N/A	CRSD Flooding	7671 Macaw Lane, San	No	No	0	0	0	0	No	No	No	No	No	No	No
B23134	Aldine Dr Storm Drain Emergency	N/A	N/A	N/A	CRSD Flooding	N/A	No	No	0	0	0	0	No	No	No	No	No	No	No
B23153	8803 Gilman Dr SD Emergency	N/A	N/A	N/A	CRSD Flooding	N/A	No	No	0	0	0	0	No	No	No	No	No	No	No
21005387	Emergency Repair to the Otay 2nd Pipeline at La Media Road	N/A	N/A	N/A	CRSD Flooding	N/A	No	No	0	0	0	0	No	No	No	No	No	No	No
B23122	Quince Dr. Runoff & Erosion Ctrl Improv	N/A	N/A	N/A	N/A	N/A	No	No	0	0	0	0	No	No	No	No	No	No	No
B23139	5995 Eldegardens St Emergency	N/A	N/A	N/A	CRSD Flooding	N/A	No	No	0	0	0	0	No	No	No	No	No	No	No
B23161	12200 Escala Drive SD Emergency	N/A	N/A	N/A	N/A	N/A	No	No	0	0	0	0	No	No	No	No	No	No	No
B23154	10428 Clairemont Mesa Blvd SD Emergency	N/A	N/A	N/A	CRSD Flooding	N/A	No	No	0	0	0	0	No	No	No	No	No	No	No
B23162	Evan V. Jones Parkade Emergency	N/A	N/A	N/A	N/A	N/A	No	No	0	0	0	0	No	No	No	No	No	No	No
210053328	Hodges Near-Term Repairs Improve Project Access Improve and Installation	N/A	N/A	N/A	CRSD Flooding	N/A	No	No	0	0	0	0	No	No	No	No	No	No	No
B24006	8519 Sugarman Dr SD Emergency	N/A	N/A	N/A	CRSD Flooding	N/A	No	No	0	0	0	0	No	No	No	No	No	No	No
B24069	Ellen Browning Scripps Park Emergency	N/A	N/A	N/A	CRSD Sea Level Rise	N/A	No	No	0	0	0	0	No	No	No	No	No	No	No
B24068	1391 Ava Street SD Emergency	N/A	N/A	N/A	N/A	N/A	No	No	0	0	0	0	No	No	No	No	No	No	No
B24066	4502 Rhode Island Street SD Emergency	N/A	N/A	N/A	CRSD Flooding	N/A	No	No	0	0	0	0	No	No	No	No	No	No	No
B24067	4451 Hermosa Way SD Emergency	N/A	N/A	N/A	CRSD Flooding	N/A	No	No	0	0	0	0	No	No	No	No	No	No	No
B24128	2348 Greenwing Drive SD Emergency	N/A	N/A	N/A	N/A	N/A	No	No	0	0	0	0	No	No	No	No	No	No	No
B24130	4878 Austin Drive SD Emergency	N/A	N/A	N/A	CRSD Flooding	N/A	No	No	0	0	0	0	No	No	No	No	No	No	No
B24120	8051 & 8075 La Jolla Scenic Dr Emergency	N/A	N/A	N/A	CRSD Flooding	N/A	No	No	0	0	0	0	No	No	No	No	No	No	No
B24129	4620 Alma Place SD Emergency	N/A	N/A	N/A	CRSD Flooding	N/A	No	No	0	0	0	0	No	No	No	No	No	No	No
B24141	5124 Argonne Court SD Emergency	N/A	N/A	N/A	N/A	N/A	No	No	0	0	0	0	No	No	No	No	No	No	No
B24143	6201 Lorca Drive SD Emergency	N/A	N/A	N/A	CRSD Flooding	N/A	No	No	0	0	0	0	No	No	No	No	No	No	No
B24106	Villa La Jolla Drainage System Emergency	N/A	N/A	N/A	CRSD Flooding	N/A	No	No	0	0	0	0	No	No	No	No	No	No	No
B24146	11131 Negley Avenue SD Emergency	N/A	N/A	N/A	N/A	N/A	No	No	0	0	0	0	No	No	No	No	No	No	No
B24142	6137 Tarragona Drive SD Emergency	N/A	N/A	N/A	CRSD Flooding	N/A	No	No	0	0	0	0	No	No	No	No	No	No	No
21005432	Crystal Pier Emergency Brace Replacement	N/A	N/A	N/A	N/A	N/A	No	No	0	0	0	0	No	No	No	No	No	No	No
B24145	7403 Rowena Street SD Emergency	N/A	N/A	N/A	CRSD Flooding	N/A	No	No	0	TBD	0	TBD	No	No	No	No	No	No	No
B24144	6760 High Country Court SD Emergency	N/A	N/A	N/A	CRSD Flooding	N/A	No	No	0	0	0	0	No	No	No	No	No	No	No
B25100	Point Loma WTP Storm Drainage Repair	N/A	N/A	N/A	N/A	N/A	No	No	0	0	0	0	No	No	No	No	No	No	No
B24150	Pump Station 2 Emergency Repair	N/A	N/A	N/A	CRSD Flooding	N/A	No	No	0	0	0	0	No	No	No	No	No	No	No
B24131	8097 Hemingway Ave SD Emergency	N/A	N/A	N/A	CRSD Flooding	N/A	No	No	0	0	0	0	No	No	No	No	No	No	No
B24139	535 University Place SD Emergency	N/A	N/A	N/A	CRSD Flooding	N/A	No	No	0	0	0	0	No	No	No	No	No	No	No
B24140	2681 Palace Drive SD Emergency	N/A	N/A	N/A	CRSD Flooding	N/A	No	No	0	0	0	0	No	No	No	No	No	No	No
B25027	3635 7th Ave SD Emergency	N/A	N/A	N/A	N/A	N/A	No	No	0	0	0	0	No	No	No	No	No	No	No
B25024	Pump Station B SD Rehab Emergency	N/A	N/A	N/A	N/A	N/A	No	No	0	0	0	0	No	No	No	No	No	No	No
B25026	Pacific Highway 8-in Swr Repl Emergency	N/A	N/A	N/A	CRSD Flooding	N/A	No	No	0	0	0	0	No	No	No	No	No	No	No
P24017	Crystal Pier Improvements	N/A	N/A	N/A	N/A	N/A	No	No	0	0	0	0	No	No	No	No	No	No	No

B25028	5989 San Dimas Ave USD SD Emergency	N/A	N/A	N/A	CRSD Flooding	N/A	No	No	0	0	0	0	No	No	No	No	No	No	No
B25045	6790 Friars Rd SD Emergency	N/A	N/A	N/A	CRSD Flooding	N/A	No	No	0	0	0	0	No	No	No	No	No	No	No
B25044	1655 S 32nd St SD Emergency	N/A	N/A	N/A	CRSD Flooding	N/A	No	No	0	0	0	0	No	No	No	No	No	No	No
21005838	Dulzura Conduit North of SR-94 and West of Barrett Lake Road Emergency Repair	N/A	N/A	N/A	CRSD Flooding	N/A	No	No	0	0	0	0	No	No	No	No	No	No	No
B25086	Pump Station H Force Main Emergency Repl	N/A	N/A	N/A	CRSD Flooding	N/A	No	No	0	0	0	0	No	No	No	No	No	No	No
B25066	SW Channel Emergency Permanent Repairs	N/A	N/A	N/A	CRSD Flooding	N/A	No	No	0	0	0	0	No	No	No	No	No	No	No
B25099	12270 World Trade Dr SD Emergency	N/A	N/A	N/A	N/A	N/A	No	No	0	0	0	0	No	No	No	No	No	No	No
S25001	South Chollas Yard Emergency Repairs	N/A	N/A	N/A	N/A	N/A	No	No	0	0	0	0	No	No	No	No	No	No	No
B25098	3547 Syracuse Ave SD Emergency	N/A	N/A	N/A	CRSD Flooding	N/A	No	No	0	0	0	0	No	No	No	No	No	No	No
B25097	7351/7359 Prairie Mound Way SD Emergency	N/A	N/A	N/A	CRSD Flooding	N/A	No	No	0	0	0	0	No	No	No	No	No	No	No
B25096	4918/4980 Canterbury Dr SD Emergency	N/A	N/A	N/A	N/A	N/A	No	No	0	0	0	0	No	No	No	No	No	No	No
L24000.3	PS 2 Structural Emergency Repair	N/A	N/A	N/A	N/A	N/A	No	No	0	0	0	0	No	No	No	No	No	No	No
B26039	Carmel Mountain TS Emergency	N/A	N/A	N/A	N/A	N/A	No	No	0	0	0	0	No	No	No	No	No	No	No
S00915	University Avenue Mobility	N/A	N/A	N/A	N/A	N/A	No	No	0	0	0	0	No	No	No	No	No	No	No
S11060	Otay Mesa Truck Route Phase 4	N/A	N/A	N/A	N/A	N/A	No	No	0	0	0	0	No	No	No	No	No	No	No
B17052	Market Street Water Pipe Replacement	N/A	N/A	N/A	N/A	N/A	No	No	0	0	0	0	No	No	No	No	No	No	No
S16061	Market St-47th St to Euclid Complete St	N/A	N/A	N/A	N/A	N/A	No	No	0	0	0	0	No	No	No	No	No	No	No
B17054	Market Street Sewer Pipe Replacement	N/A	N/A	N/A	N/A	N/A	No	No	0	0	0	0	No	No	No	No	No	No	No
B18158	54th-Market to Santa Margarita Sidwlk	N/A	N/A	N/A	N/A	N/A	No	No	0	0	0	0	No	No	No	No	No	No	No
B19020	La Media Imprv-Siempre Viva to Truck Rte	N/A	N/A	N/A	N/A	N/A	No	No	0	0	0	0	No	No	No	No	No	No	No
B18009	Crown Point Drive Roundabouts	N/A	N/A	N/A	N/A	N/A	No	No	0	0	0	0	No	No	No	No	No	No	No
B19089	Crown Point SD Replacement	N/A	N/A	N/A	N/A	N/A	No	No	0	0	0	0	No	No	No	No	No	No	No
B20069	Kensington Improvements 1 (S)	N/A	N/A	N/A	N/A	N/A	No	No	0	0	0	0	No	No	No	No	No	No	No
B22038	Barrio Logan Improv 1 (S)	N/A	N/A	N/A	N/A	N/A	No	No	0	0	0	0	No	No	No	No	No	No	No
B22060	Barrio Logan Improv 1 (W)	N/A	N/A	N/A	N/A	N/A	No	No	0	0	0	0	No	No	No	No	No	No	No
B22005	College-Meridian to Judy McCarty Sidwlk	N/A	N/A	N/A	N/A	N/A	No	No	0	0	0	0	No	No	No	No	No	No	No
B17113	Chollas Creek to Bayshore Multi Use Path	N/A	N/A	N/A	N/A	N/A	No	No	0	0	0	0	No	No	No	No	No	No	No
S22005	Alvarado Canyon Rd Realignment Project	N/A	N/A	N/A	N/A	N/A	No	No	0	0	0	0	No	No	No	No	No	No	No
B23030	Linda Vista & Comstock Intersection Upg	N/A	N/A	N/A	N/A	N/A	No	No	0	0	0	0	No	No	No	No	No	No	No
B15208	Adams North SD Replacement	N/A	N/A	N/A	N/A	N/A	No	No	0	0	0	0	No	No	No	No	No	No	No
B22135	Milton St Burgener Blvd Curb Ext (NSG)	N/A	N/A	N/A	N/A	N/A	No	No	0	0	0	0	No	No	No	No	No	No	No
B24104	Barrio Logan Roundabouts (W)	N/A	N/A	N/A	N/A	N/A	No	No	0	0	0	0	No	No	No	No	No	No	No
B16100	ADA S/W Group 3E W Point Loma	N/A	N/A	N/A	N/A	N/A	No	No	0	0	0	0	No	No	No	No	No	No	No
B16108	ADA Curb Ramp Winder & McKee	N/A	N/A	N/A	N/A	N/A	No	No	0	0	0	0	No	No	No	No	No	No	No
B17188	Street Reconstruction Group 1801	N/A	N/A	N/A	N/A	N/A	No	No	0	0	0	0	No	No	No	No	No	No	No
S18001	University Avenue Complete Street Phase1	N/A	N/A	Tree Canopy	CRSD Heat	N/A	No	No	0	0	0	0	No	No	No	No	No	No	No
B18017	73rd St-El Cajon Bl to Saranac-Sidewalk	N/A	N/A	N/A	N/A	N/A	No	No	0	0	0	0	No	No	No	No	No	No	No
S15040	Golf Course Drive Improvements	N/A	N/A	N/A	N/A	N/A	No	No	0	0	0	0	No	No	No	No	No	No	No
B20032	Clairemont Mesa West Improv 1 (W)	N/A	N/A	N/A	N/A	N/A	No	No	0	0	0	0	No	No	No	No	No	No	No
B20033	Clairemont Mesa West Improv 1 (S)	N/A	N/A	N/A	N/A	N/A	No	No	0	0	0	0	No	No	No	No	No	No	No
S15018	La Media Road Improvements	N/A	N/A	N/A	N/A	N/A	No	No	0	0	0	0	No	No	No	No	No	No	No
B20151	Hillside Dr (SD Install/Resurf) Improv	N/A	N/A	N/A	N/A	N/A	No	No	0	0	0	0	No	No	No	No	No	No	No
B15209	Torrey Highlands & Rancho PQ SD Repl	N/A	N/A	N/A	N/A	N/A	No	No	0	0	0	0	No	No	No	No	No	No	No
B19056	Torrey Pines Rd, Prospect-Coast Walk GR	N/A	N/A	N/A	N/A	N/A	No	No	0	0	0	0	No	No	No	No	No	No	No
B24132	Clairemont Mesa West Improv 1 (P)	N/A	N/A	N/A	N/A	N/A	No	No	0	0	0	0	No	No	No	No	No	No	No
L24005.1	Bardsley Street and Newton Avenue	N/A	N/A	N/A	N/A	N/A	No	No	0	0	0	0	No	No	No	No	No	No	No
L24005.2	Boston Avenue and South 30th Street	N/A	N/A	N/A	N/A	N/A	No	No	0	0	0	0	No	No	No	No	No	No	No
B22015	Via De La Valle Pipeline	N/A	N/A	N/A	N/A	NO	No	No	0	0	0	0	No	No	No	No	No	No	No
S00851	SR163/Friars Road	N/A	N/A	N/A	N/A	NO	No	No	0	0	0	0	No	No	No	No	No	No	No
S00841	Carroll Cyn Rd/Sorrento Valley Rd Dist 1	N/A	N/A	N/A	N/A	NO	No	No	0	0	0	0	No	No	No	No	No	No	No

## Fiscal Year 2025 State of the CIP Year-End Report

## CAP/EV Energy Project Information

## Exhibit H

S00856	El Camino Real to ViaDeLaValle (1/2mile)	N/A	N/A	N/A	N/A	NO	No	No	0	0	0	0	No	No	No	No	No	No	No
S00951	Coastal Rail Trail	N/A	N/A	N/A	N/A	NO	No	No	0	0	0	0	No	No	No	No	No	No	No
S18000	Streamview Drive Improvements Phase 2	N/A	N/A	Tree Canopy	CRSD Heat	NO	No	No	0	0	0	0	No	No	No	No	No	No	No
B17102	North Park Mini Park Ped Improvements	N/A	Photovoltaic (PV) System	Tree Canopy	CRSD Heat	N/A	No	No	0	0	0	0	No	No	No	No	No	No	No
B18019	Howard Ave-Village Pine to Iris Sidewalk	N/A	N/A	N/A	N/A	NO	No	No	0	0	0	0	No	No	No	No	No	No	No
B15015	Morena Bl & W. Bernardo Medians	N/A	N/A	N/A	N/A	NO	No	No	0	0	0	0	No	No	No	No	No	No	No
B13125	Mission Beach Obstruction DIF 13 CR	N/A	N/A	N/A	N/A	N/A	No	No	0	0	0	0	No	No	No	No	No	No	No
L23001.1	El Camino Real Pipeline North	N/A	N/A	N/A	N/A	N/A	No	No	0	0	0	0	No	No	No	No	No	No	No
B23148	Otay Mesa Rd Pedestrian Improvements	N/A	N/A	N/A	N/A	N/A	No	No	0	0	0	0	No	No	No	No	No	No	No
L24003.2	Howard Lane Crosswalk	N/A	N/A	N/A	N/A	N/A	No	No	0	0	0	0	No	No	No	No	No	No	No
B24109	Saturn Blvd Sidewalk Installation	N/A	N/A	N/A	N/A	N/A	No	No	0	0	0	0	No	No	No	No	No	No	No
S00905	SR163/Clairemont Mesa Blvd Interchange	N/A	N/A	N/A	N/A	NO	No	No	0	0	0	0	No	No	No	No	No	No	No
S00869	Palm Avenue Interstate 805 Interchange	N/A	N/A	N/A	N/A	TBD	Yes	No	0	TBD	15	No	No	No	No	No	No	No	No
S00871	West Mission Bay Drive Bridge Over San D	N/A	N/A	Sequestration	CRSD Flooding	No	No	No	0	0	0	0	No	No	No	No	No	No	No
B12110	Caltrans Pacific Beach PPL Central (W)	N/A	N/A	N/A	N/A	N/A	No	No	0	0	0	0	No	No	No	No	No	No	No
B12097	Caltrans Pacific Beach PPL Central (S)	N/A	N/A	N/A	N/A	N/A	No	No	0	0	0	0	No	No	No	No	No	No	No
B15168	Genesee Ave-Chateau to Sauk Sidewalk	N/A	N/A	N/A	N/A	NO	No	No	0	0	0	0	No	No	No	No	No	No	No
B18008	Foothill Blvd & Loring St Roundabout	N/A	N/A	N/A	CRSD Flooding	N/A	No	No	0	0	0	0	No	No	No	No	No	No	No
B18108	AC Water and Sewer Group 1054 (S)	N/A	N/A	N/A	N/A	NO	No	No	0	0	0	0	No	No	No	No	No	No	No
B18107	AC Water & Sewer Group 1054 (W)	N/A	N/A	N/A	N/A	NO	No	No	0	0	0	0	No	No	No	No	No	No	No
B17033	Los Pen Lagoon Restoration Ph 1	N/A	N/A	Sequestration	CRSD Sea Level Rise	N/A	No	No	0	0	0	0	No	No	No	No	No	No	No
B19095	Streamview Drive Green Infrastructure	N/A	N/A	Tree Canopy	CRSD Heat	NO	No	No	0	0	0	0	No	No	No	No	No	No	No
B20129	Old Town Improv 1 (w)	N/A	N/A	N/A	N/A	NO	No	No	0	0	0	0	No	No	No	No	No	No	No
B17066	Fairmount Ave Bridge Rehab East/Right	N/A	N/A	N/A	N/A	No	No	No	0	0	0	0	No	No	No	No	No	No	No
B17067	Fairmount Ave Bridge Rehab West/Left	N/A	N/A	N/A	N/A	No	No	No	0	0	0	0	No	No	No	No	No	No	No
B21117	Chatsworth Blvd RRB & Ped Refuge Island	N/A	N/A	N/A	N/A	NO	No	No	0	0	0	0	No	No	No	No	No	No	No
B22000	El Cajon Blvd HAWKS (VZ)	N/A	N/A	N/A	N/A	NO	No	No	0	0	0	0	No	No	No	No	No	No	No
L23001.2	El Camino Real Pipeline South	N/A	N/A	N/A	N/A	N/A	No	No	0	0	0	0	No	No	No	No	No	No	No
B23046	Downtown Complete St Impl. Ph. 3A2	N/A	N/A	N/A	N/A	N/A	No	No	0	0	0	0	No	No	No	No	No	No	No
B23147	Osler Street Traffic Calming	N/A	N/A	N/A	N/A	N/A	No	No	0	0	0	0	No	No	No	No	No	No	No
B23145	47th St & Hartley St HAWK	N/A	N/A	N/A	N/A	N/A	No	No	0	0	0	0	No	No	No	No	No	No	No
B23119	Downtown Complete St Impl. Ph. 3B2	N/A	N/A	N/A	N/A	N/A	No	No	0	0	0	0	No	No	No	No	No	No	No
B24024	Old Town Improv 1 (P)	N/A	N/A	N/A	N/A	N/A	No	No	0	0	0	0	No	No	No	No	No	No	No
B15093	Seminole Drive UUP (Stanley to Estelle)	N/A	N/A	N/A	N/A	N/A	No	No	0	0	0	0	No	No	No	No	No	No	No
B15085	Block 7G2 UUP - CIP	N/A	N/A	N/A	N/A	N/A	No	No	0	0	0	0	No	No	No	No	No	No	No
B15097	Block 8R UUP - CIP	N/A	N/A	N/A	N/A	N/A	No	No	0	0	0	0	No	No	No	No	No	No	No
B15087	Block 4Y UUP - CIP	N/A	N/A	N/A	N/A	N/A	No	No	0	0	0	0	No	No	No	No	No	No	No
21003600	Block 4Y UUP	N/A	N/A	N/A	N/A	N/A	No	No	0	0	0	0	No	No	No	No	No	No	No
21003599	Block 8R UUP	N/A	N/A	N/A	N/A	N/A	No	No	0	0	0	0	No	No	No	No	No	No	No
21003598	Block 7G2 UUP	N/A	N/A	N/A	N/A	N/A	No	No	0	0	0	0	No	No	No	No	No	No	No
B17056	Downtown Mobility Cycleway Improvement	N/A	N/A	N/A	N/A	N/A	No	No	0	0	0	0	No	No	No	No	No	No	No
B17114	Curb Ramp Improvement Group 1701	N/A	N/A	N/A	N/A	N/A	No	No	0	0	0	0	No	No	No	No	No	No	No
B18143	Block 701 (College Ave) Rd Imp UU973	N/A	N/A	N/A	N/A	N/A	No	No	0	0	0	0	No	No	No	No	No	No	No
B18140	Mission Bl(Loring-Turquoise) Rd Imp UU30	N/A	N/A	N/A	N/A	N/A	No	No	0	0	0	0	No	No	No	No	No	No	No
B18153	Hilltop PH I(Boundary-Toyne)Rd Imp UU617	N/A	N/A	N/A	N/A	N/A	No	No	0	0	0	0	No	No	No	No	No	No	No
B18138	Wightman (Chamoune-Euclid) Rd Imp UU388	N/A	N/A	N/A	N/A	N/A	No	No	0	0	0	0	No	No	No	No	No	No	No
B18149	Golfcrest(Jackson-Wandermere)Rd Imp UU584	N/A	N/A	N/A	N/A	N/A	No	No	0	0	0	0	No	No	No	No	No	No	No
B17071	Fanuel St III (Grand-PB Dr) Rd Imp UU188	N/A	N/A	N/A	N/A	N/A	No	No	0	0	0	0	No	No	No	No	No	No	No
B17098	San Vicente PH I-II Rd Imp UU505-UU506	N/A	N/A	N/A	N/A	N/A	No	No	0	0	0	0	No	No	No	No	No	No	No
B18136	Howard PH-II(Park-Texas) Rd Imp UU71-72	N/A	N/A	N/A	N/A	N/A	No	No	0	0	0	0	No	No	No	No	No	No	No



B18141	32nd St PHII (Market-Imp.) Rd Imp UU17	N/A	N/A	N/A	N/A	N/A	No	No	0	0	0	0	No	No	No	No	No	No	No
B18137	Coronado SB (27th SB-Madden)Rd Imp UU193	N/A	N/A	N/A	N/A	N/A	No	No	0	0	0	0	No	No	No	No	No	No	No
B18144	32nd St PH I (Market-F St) Rd Imp UU386	N/A	N/A	N/A	N/A	N/A	No	No	0	0	0	0	No	No	No	No	No	No	No
B18142	Block 6DD1 (Clairemont Mesa)Rd Imp UU410	N/A	N/A	N/A	N/A	N/A	No	No	0	0	0	0	No	No	No	No	No	No	No
B18147	31st Street (Market-L St) Rd Imp UU11	N/A	N/A	N/A	N/A	N/A	No	No	0	0	0	0	No	No	No	No	No	No	No
B18148	Cass (Grand-Pacific Bch Dr) Rd Imp UU143	N/A	N/A	N/A	N/A	N/A	No	No	0	0	0	0	No	No	No	No	No	No	No
B18151	Hughes St (58th St-Jodi St) Rd Imp UU101	N/A	N/A	N/A	N/A	N/A	No	No	0	0	0	0	No	No	No	No	No	No	No
B18155	Block 1M (La Jolla 4) Rd Imp UU659_RP	N/A	N/A	N/A	N/A	N/A	No	No	0	0	0	0	No	No	No	No	No	No	No
B18150	25th (SB) (Coronado-Grove) Rd Imp UU995	N/A	N/A	N/A	N/A	N/A	No	No	0	0	0	0	No	No	No	No	No	No	No
B19143	Downtown Complete St Impl Phase 2	N/A	N/A	N/A	N/A	N/A	No	No	0	0	0	0	No	No	No	No	No	No	No
B22145	Undergrounding Resurfacing (SS)	N/A	N/A	N/A	N/A	N/A	No	No	0	0	0	0	No	No	No	No	No	No	No
B23020	Orange Ave RD Imp UU24 (SS)	N/A	N/A	N/A	N/A	N/A	No	No	0	0	0	0	No	No	No	No	No	No	No
B23053	Orange Ave RD Imp UU24	N/A	N/A	N/A	N/A	N/A	No	No	0	0	0	0	No	No	No	No	No	No	No
B24086	Block 7G2 Rd Imp (CS) UU209	N/A	N/A	N/A	N/A	N/A	No	No	0	0	0	0	No	No	No	No	No	No	No
B24135	Mission Blvd South Loring Overlay	N/A	N/A	N/A	N/A	N/A	No	No	0	0	0	0	No	No	No	No	No	No	No
B25060	Block 1M Nautilus St (BL)	N/A	N/A	N/A	N/A	N/A	No	No	0	0	0	0	No	No	No	No	No	No	No
B25083	AC Overlay Group 2520 UUP	N/A	N/A	N/A	N/A	N/A	No	No	0	0	0	0	No	No	No	No	No	No	No
B25091	UUP Group 2503 Rd Imp (CS)	N/A	N/A	N/A	N/A	N/A	No	No	0	0	0	0	No	No	No	No	No	No	No
B13010	Signal Mods in Barrio Logan	N/A	N/A	N/A	N/A	N/A	No	No	0	0	0	0	No	No	No	No	No	No	No
B14015	Beyer Bl @ Smythe Ave Traffic Signal	N/A	N/A	N/A	N/A	N/A	No	No	0	0	0	0	No	No	No	No	No	No	No
B15047	Division St & Osborn St Traffic Signal	N/A	N/A	N/A	N/A	N/A	No	No	0	0	0	0	No	No	No	No	No	No	No
B16008	Citywide Street Lights Group 1602	N/A	Photovoltaic (PV) System	N/A	N/A	N/A	No	No	0	0	0	0	Yes	Yes	No	No	No	No	No
B16007	Citywide Street Lights Group 1601	N/A	Photovoltaic (PV) System	N/A	N/A	N/A	No	No	0	0	0	0	Yes	Yes	No	No	No	No	No
B17019	31st St @ National Ave Traffic Signal	N/A	N/A	N/A	N/A	N/A	No	No	0	0	0	0	No	No	No	No	No	No	No
B16119	Pacific Beach 1 SL Series Circuit Conv	N/A	N/A	N/A	N/A	N/A	No	No	0	0	0	0	No	No	No	No	No	No	No
B17145	Abbot Street Series Circuit	N/A	N/A	N/A	N/A	N/A	No	No	0	0	0	0	No	No	No	No	No	No	No
B17101	Plumosa Park Series Circuit Conversion	N/A	N/A	N/A	N/A	N/A	No	No	0	0	0	0	No	No	No	No	No	No	No
B19069	Traffic Signal Mods Grp 19-01	N/A	N/A	N/A	N/A	N/A	No	No	0	0	0	0	No	No	No	No	No	No	No
B15065	Pacific Beach TS Interconnect Upgrade	N/A	N/A	N/A	N/A	N/A	No	No	0	0	0	0	No	No	No	No	No	No	No
B18046	Kettner & Palm Pedestrian Hybrid Beacon	N/A	N/A	N/A	N/A	N/A	No	No	0	0	0	0	No	No	No	No	No	No	No
B18012	Citywide Street Lights Group 1801	N/A	N/A	N/A	N/A	N/A	No	No	0	0	0	0	No	No	No	No	No	No	No
B20140	Mississippi St @ El Cajon Blvd T/Signal	N/A	N/A	N/A	N/A	N/A	No	No	0	0	0	0	No	No	No	No	No	No	No
B21120	Palm Ave Traffic Signal Modification(VZ)	N/A	N/A	N/A	N/A	N/A	No	No	0	0	0	0	No	No	No	No	No	No	No
B22150	Palm Ave I-5 to Georgia Street Repairs	N/A	N/A	N/A	N/A	N/A	No	No	0	0	0	0	No	No	No	No	No	No	No
B23019	Asphalt Overlay 2202 (SS)	N/A	N/A	N/A	N/A	N/A	No	No	0	0	0	0	No	No	No	No	No	No	No
B24009	AC Overlay Navajo Rd (SS)	N/A	N/A	N/A	N/A	N/A	No	No	0	0	0	0	No	No	No	No	No	No	No
B24014	AC Overlay 2202 Phase 2 (SS)	N/A	N/A	N/A	N/A	N/A	No	No	0	0	0	0	No	No	No	No	No	No	No
B24087	Block 7G2 Rd Improv UU209 UU629 (P)	N/A	N/A	N/A	N/A	N/A	No	No	0	0	0	0	No	No	No	No	No	No	No
B25019	AC Overlay Group 2519 UUP	N/A	N/A	N/A	N/A	N/A	No	No	0	0	0	0	No	No	No	No	No	No	No
B15014	31st St & Market St School Traffic Signal	N/A	N/A	N/A	N/A	N/A	No	No	0	0	0	0	No	No	No	No	No	No	No
B17013	Seminole PH2 (El Cajon-Stanley) SL UU630	N/A	N/A	N/A	N/A	N/A	No	No	0	0	0	0	No	No	No	No	No	No	No
B17128	Mid-City & Eastern Area Signal Mods	N/A	N/A	N/A	N/A	N/A	No	No	0	0	0	0	No	No	No	No	No	No	No
B19060	El Cajon & Kansas - Traffic Signal	N/A	N/A	N/A	N/A	N/A	No	No	0	0	0	0	No	No	No	No	No	No	No
B18162	Downtown Audibles 04th & E S29	N/A	N/A	N/A	N/A	N/A	No	No	0	0	0	0	No	No	No	No	No	No	No
B19057	Aquarius & Camino Ruiz Traff. Signal	N/A	N/A	N/A	N/A	N/A	No	No	0	0	0	0	No	No	No	No	No	No	No
B19071	Traffic Signal Mods Grp 19-02	N/A	N/A	N/A	N/A	N/A	No	No	0	0	0	0	No	No	No	No	No	No	No
B20075	Traffic Signal Mods Grp 20-01	N/A	N/A	N/A	N/A	N/A	No	No	0	0	0	0	No	No	No	No	No	No	No
B19144	Downtown Complete St Impl Phase 3A1	N/A	N/A	N/A	N/A	N/A	No	No	0	0	0	0	No	No	No	No	No	No	No
B19052	Citywide Street Lights 1901	N/A	N/A	N/A	N/A	N/A	No	No	0	0	0	0	No	No	No	No	No	No	No
B21118	Catalina Blvd TS Interconnect Upgrade	N/A	N/A	N/A	N/A	N/A	No	No	0	0	0	0	No	No	No	No	No	No	No

B22101	Front & Washington TS Modification	N/A	N/A	N/A	N/A	N/A	No	No	0	0	0	0	No	No	No	No	No	No	No
B18023	Block 28B (Pacific Beach) SL UU84	N/A	N/A	N/A	N/A	N/A	No	No	0	0	0	0	No	No	No	No	No	No	No
B23086	Sunset Cliffs Devonshire Series Circuit	N/A	N/A	N/A	N/A	N/A	No	No	0	0	0	0	No	No	No	No	No	No	No
B22111	Center City Traffic Signals-15th Street	N/A	N/A	N/A	N/A	N/A	No	No	0	0	0	0	No	No	No	No	No	No	No
B22112	Center City Traffic Signals -17th Street	N/A	N/A	N/A	N/A	N/A	No	No	0	0	0	0	No	No	No	No	No	No	No
B23129	Streetlight Installations in CDB	N/A	N/A	N/A	N/A	N/A	No	No	0	0	0	0	No	No	No	No	No	No	No
B24118	Washington & Albatross HAWK	N/A	N/A	N/A	N/A	N/A	No	No	0	0	0	0	No	No	No	No	No	No	No
B13151	Block 1M UUD (La Jolla 4)	N/A	N/A	N/A	N/A	N/A	No	No	0	0	0	0	No	No	No	No	No	No	No
B13152	Block 4-J1 UUD (Mid City)	N/A	N/A	N/A	N/A	N/A	No	No	0	0	0	0	No	No	No	No	No	No	No
B13155	Block 8C UUD (Greater Golden Hill)	N/A	N/A	N/A	N/A	N/A	No	No	0	0	0	0	No	No	No	No	No	No	No
B14048	Traffic Signal Upgrades Citywide FY14	N/A	N/A	N/A	N/A	N/A	No	No	0	0	0	0	No	No	No	No	No	No	No
B12067	Block 251 South Mission Beach UUD	N/A	N/A	N/A	N/A	N/A	No	No	0	0	0	0	No	No	No	No	No	No	No
B00836	District 1 Block 1-J UUD	N/A	N/A	N/A	N/A	N/A	No	No	0	0	0	0	No	No	No	No	No	No	No
B15086	Block 6H UUP	N/A	N/A	N/A	N/A	N/A	No	No	0	0	0	0	No	No	No	No	No	No	No
B17146	Kensington Hts #2 Series Circuit Upgrade	N/A	N/A	N/A	N/A	N/A	No	No	0	0	0	0	No	No	No	No	No	No	No
B18083	Center City - New Traffic Signals	N/A	N/A	N/A	N/A	N/A	No	No	0	0	0	0	No	No	No	No	No	No	No
B18069	Ash Street Signal Mods	N/A	N/A	N/A	N/A	N/A	No	No	0	0	0	0	No	No	No	No	No	No	No
B19079	Reo Drive New Streetlights	N/A	N/A	N/A	N/A	N/A	No	No	0	0	0	0	No	No	No	No	No	No	No
B20141	47th St @ Solola Ave T/Signal	N/A	N/A	N/A	N/A	N/A	No	No	0	0	0	0	No	No	No	No	No	No	No
B22046	Mercado Dr at Del Mar Hights TS	N/A	N/A	N/A	N/A	N/A	No	No	0	0	0	0	No	No	No	No	No	No	No
B23076	32nd St & Market St Intersection Upgrade	N/A	N/A	N/A	N/A	N/A	No	No	0	0	0	0	No	No	Yes	No	No	No	No
B23084	Kensington Heights #3 Series Circuit Upg	N/A	N/A	N/A	N/A	N/A	No	No	0	0	0	0	No	No	No	No	No	No	No
B22149	Installation of City Owned SL 2201 (NSG)	N/A	N/A	N/A	N/A	N/A	No	No	0	0	0	0	No	No	Yes	No	No	No	No
B22154	Installation of City Owned SL 2202 (NSG)	N/A	N/A	N/A	N/A	N/A	No	No	0	0	0	0	No	No	Yes	No	No	No	No
B23146	Gompers Prep 47th St Safety Enhancements	N/A	N/A	N/A	N/A	N/A	No	No	0	0	0	0	No	No	No	No	No	No	No
B23127	Streetlight Installations in CD4	N/A	N/A	N/A	N/A	N/A	No	No	0	0	0	0	No	No	No	No	Yes	No	No
B23128	Streetlight Installations in CD7	N/A	N/A	N/A	N/A	N/A	No	No	0	0	0	0	No	No	No	No	No	No	No
B18129	Block 7T - Allied Gardens SL UU65	N/A	N/A	N/A	N/A	N/A	No	No	0	0	0	0	No	No	No	No	No	No	No
B24108	Mission & Thomas HAWK	N/A	N/A	N/A	N/A	N/A	No	No	0	0	0	0	No	No	No	No	No	No	No
B24119	TS Mod at First Ave & Market St	N/A	N/A	N/A	N/A	N/A	No	No	0	0	0	0	No	No	No	No	No	No	No
B24096	Rosecrans St & Byron St Shel Isl Signal	N/A	N/A	N/A	N/A	N/A	No	Yes	0	0	0	0	No	No	No	No	No	No	No
B24107	TS Upgrades - Camino Ruiz & TX Madison	N/A	N/A	N/A	N/A	N/A	No	No	0	0	0	0	No	No	No	No	No	No	No
B25062	Streetlights in University City	N/A	N/A	N/A	N/A	N/A	No	No	0	0	0	0	No	No	No	No	No	No	No
B24123	Garnet Ave Series Circuit Conversion SG	N/A	N/A	N/A	N/A	N/A	No	No	0	0	0	0	No	No	No	No	No	No	No
B00429	Buchanan Canyon Sewer B (UP)	N/A	N/A	N/A	N/A	N/A	No	No	0	0	0	0	No	No	No	No	No	No	No
S00935	N Torrey Pines Rd Bridge/Los Penasquitos	N/A	N/A	N/A	N/A	N/A	No	No	0	0	0	0	No	No	No	No	No	No	No
S00857	LA JOLLA VILLAGE DR INTERSTATE 805 RAMPS	N/A	N/A	N/A	N/A	N/A	No	No	0	0	0	0	No	No	No	No	No	No	No
S00880	Miramar Road I-805 Easterly Ramps	N/A	N/A	N/A	N/A	N/A	No	No	0	0	0	0	No	No	No	No	No	No	No
S15017	La Jolla Village/I-805 Landscape Maint	N/A	N/A	N/A	N/A	N/A	No	No	0	0	0	0	No	No	No	No	No	No	No
B17050	Citywide Street Lights Group 1701	N/A	N/A	N/A	N/A	N/A	No	No	0	0	0	0	No	No	No	No	No	No	No
B17051	Citywide Street Lights Group 1702	N/A	N/A	N/A	N/A	N/A	No	No	0	0	0	0	No	No	No	No	No	No	No
B17065	70th-Alvarado to Saranac-Sidewalk	N/A	N/A	N/A	N/A	N/A	No	No	0	0	0	0	No	No	No	No	No	No	No
B18022	AC Water & Sewer Group 1033 (S)	N/A	N/A	N/A	N/A	N/A	No	No	0	0	0	0	No	No	No	No	No	No	No
B18021	AC Water & Sewer Group 1033 (W)	N/A	N/A	N/A	N/A	N/A	No	No	0	0	0	0	No	No	No	No	No	No	No
B18054	ADA Mid-City MS TSW-1	N/A	N/A	N/A	N/A	N/A	No	No	0	0	0	0	No	No	No	No	No	No	No
B20146	Torrey Pines Rd Ped Hybrid Beacon	N/A	N/A	N/A	N/A	N/A	No	No	0	0	0	0	No	No	No	No	No	No	No
B20142	6th Ave @ Juniper St Roundabout	N/A	N/A	N/A	N/A	N/A	No	No	0	0	0	0	No	No	No	No	No	No	No
B21102	Carmel Mtn @ Carmel Country Roundabout	N/A	N/A	N/A	N/A	N/A	No	No	0	0	0	0	No	No	No	No	No	No	No
B21065	El Cajon Blvd (Mid-City) Street Lights	N/A	N/A	N/A	N/A	N/A	No	No	0	0	0	0	No	No	No	No	No	No	No
B21131	Crespo Dr (Mecca-Soledad) Improv (S)	N/A	N/A	N/A	N/A	N/A	No	No	0	0	0	0	No	No	No	No	No	No	No

B21132	Crespo Dr (Mecca-Soledad) Improv (W)	N/A	N/A	N/A	N/A	N/A	No	No	0	0	0	0	No	No	No	No	No	No	No
B22033	Crespo Dr (Mecca-Soledad) Improv (SD)	N/A	N/A	N/A	N/A	N/A	No	No	0	0	0	0	No	No	No	No	No	No	No
B22138	Crespo Dr (Mecca-Soledad) Improv (P)	N/A	N/A	N/A	N/A	N/A	No	No	0	0	0	0	No	No	No	No	No	No	No
S23011	Cypress Dr Cultural Corridor	N/A	N/A	N/A	N/A	N/A	No	No	0	0	0	0	No	No	No	No	No	No	No
14001040	Eastern Hillcrest BL - SANDAG	N/A	N/A	N/A	N/A	N/A	No	No	0	0	0	0	No	No	No	No	No	No	No
14001034	University Ave BL - SANDAG	N/A	N/A	N/A	N/A	N/A	No	No	0	0	0	0	No	No	No	No	No	No	No
14001035	Central Ave BL - SANDAG	N/A	N/A	N/A	N/A	N/A	No	No	0	0	0	0	No	No	No	No	No	No	No
14001044	Orange Ave BL - SANDAG	N/A	N/A	N/A	N/A	N/A	No	No	0	0	0	0	No	No	No	No	No	No	No
14001037	Robinson Ave BL - SANDAG	N/A	N/A	N/A	N/A	N/A	No	No	0	0	0	0	No	No	No	No	No	No	No
14001038	Washington St & Bachman Pl BL - SANDAG	N/A	N/A	N/A	N/A	N/A	No	No	0	0	0	0	No	No	No	No	No	No	No
B24117	34th & Adams HAWK	N/A	N/A	N/A	N/A	N/A	No	No	0	0	0	0	No	No	No	No	No	No	No
B25046	AC Overlay Group 2508	N/A	N/A	N/A	N/A	N/A	No	No	0	0	0	0	No	No	No	No	No	No	No
B25047	AC Overlay Group 2509	N/A	N/A	N/A	N/A	N/A	No	No	0	0	0	0	No	No	No	No	No	No	No
B25014	AC Water & Sewer Group 1033 North (W)	N/A	N/A	N/A	N/A	N/A	No	No	0	0	0	0	No	No	No	No	No	No	No
B25015	AC Water & Sewer Group 1033 West (W)	N/A	N/A	N/A	N/A	N/A	No	No	0	0	0	0	No	No	No	No	No	No	No
B25016	AC Water & Sewer Group 1033 West (S)	N/A	N/A	N/A	N/A	N/A	No	No	0	0	0	0	No	No	No	No	No	No	No
B25078	2650 Broadway St Emergency Replacement	N/A	N/A	N/A	N/A	N/A	No	No	0	0	0	0	No	No	No	No	No	No	No
21005657	Pump Station 14 Emergency Project	N/A	N/A	N/A	N/A	N/A	No	No	0	0	0	0	No	No	No	No	No	No	No
B13186	Water and Sewer GJ 955 (W)	N/A	N/A	N/A	N/A	N/A	No	No	0	0	0	0	No	No	No	No	No	No	No
B14069	Water and Sewer Group 955 (S)	N/A	N/A	N/A	N/A	N/A	No	No	0	0	0	0	No	No	No	No	No	No	No
B15174	AC Water and Sewer Group 1029 (W)	N/A	N/A	N/A	N/A	N/A	No	No	0	0	0	0	No	No	No	No	No	No	No
B15172	AC Water and Sewer Group 1029 (S)	N/A	N/A	N/A	N/A	N/A	No	No	0	0	0	0	No	No	No	No	No	No	No
B16083	AC Water & Sewer Group 1024 (S)	N/A	N/A	N/A	N/A	N/A	No	No	0	0	0	0	No	No	No	No	No	No	No
B17186	AC Water & Sewer Group 1044 (W)	N/A	N/A	N/A	N/A	N/A	No	No	0	0	0	0	No	No	No	No	No	No	No
B17185	AC Water & Sewer Group 1044 (S)	N/A	N/A	N/A	N/A	N/A	No	No	0	0	0	0	No	No	No	No	No	No	No
B18071	Sewer & AC Water Group 765A (W)	N/A	N/A	N/A	N/A	N/A	No	No	0	0	0	0	No	No	No	No	No	No	No
B18073	Sewer & AC Water Group 765A (S)	N/A	N/A	N/A	N/A	N/A	No	No	0	0	0	0	No	No	No	No	No	No	No
B18037	Pipeline Rehabilitation AU-1	N/A	N/A	N/A	N/A	N/A	No	No	0	0	0	0	No	No	No	No	No	No	No
B18211	Lincoln Park Improv 1 (S)	N/A	N/A	N/A	N/A	N/A	No	No	0	0	0	0	No	No	No	No	No	No	No
B18210	Lincoln Park Improv 1 (W)	N/A	N/A	N/A	N/A	N/A	No	No	0	0	0	0	No	No	No	No	No	No	No
B18204	Scripps Ranch Improv 1 (S)	N/A	N/A	N/A	N/A	N/A	No	No	0	0	0	0	No	No	No	No	No	No	No
B18208	Scripps Ranch Improv 1 (W)	N/A	N/A	N/A	N/A	N/A	No	No	0	0	0	0	No	No	No	No	No	No	No
B18203	PIPELINE REHABILITATION AX-1	N/A	N/A	N/A	N/A	N/A	No	No	0	0	0	0	No	No	No	No	No	No	No
B19093	Rancho Penasquitos Improv 1(W)	N/A	N/A	N/A	N/A	N/A	No	No	0	0	0	0	No	No	No	No	No	No	No
B16082	AC Water & Sewer Group 1024 (W)	N/A	N/A	N/A	N/A	N/A	No	No	0	0	0	0	No	No	No	No	No	No	No
B19104	Bay Ho Improv 2 (S)	N/A	N/A	N/A	N/A	N/A	No	No	0	0	0	0	No	No	No	No	No	No	No
B19106	Bay Ho Improv 2 (W)	N/A	N/A	N/A	N/A	N/A	No	No	0	0	0	0	No	No	No	No	No	No	No
B19205	AC Water and Sewer Group 10238 (W)	N/A	N/A	N/A	N/A	N/A	No	No	0	0	0	0	No	No	No	No	No	No	No
B19204	AC Water and Sewer Group 10238 (S)	N/A	N/A	N/A	N/A	N/A	No	No	0	0	0	0	No	No	No	No	No	No	No
B12048	Water & Sewer Group 965 (S)	N/A	N/A	N/A	N/A	N/A	No	No	0	0	0	0	No	No	No	No	No	No	No
B19201	Pipeline Rehabilitation BB-1	N/A	N/A	N/A	N/A	N/A	No	No	0	0	0	0	No	No	No	No	No	No	No
B12057	Water & Sewer Group 965 (W)	N/A	N/A	N/A	N/A	N/A	No	No	0	0	0	0	No	No	No	No	No	No	No
B21076	Rancho Penasquitos Improv 2 (w)	N/A	N/A	N/A	N/A	N/A	No	No	0	0	0	0	No	No	No	No	No	No	No
B22022	Lake Murray Improv 3 (S)	N/A	N/A	N/A	N/A	N/A	No	No	0	0	0	0	No	No	No	No	No	No	No
B00131	Water Group 525E	N/A	N/A	N/A	N/A	N/A	No	No	0	0	0	0	No	No	No	No	No	No	No
B00032	Water Group 525C	N/A	N/A	N/A	N/A	N/A	No	No	0	0	0	0	No	No	No	No	No	No	No
B23015	Redland Improv (W)	N/A	N/A	N/A	N/A	N/A	No	No	0	0	0	0	No	No	No	No	No	No	No
B22108	AC Water & Sewer Group 1024 (P)	N/A	N/A	N/A	N/A	N/A	No	No	0	0	0	0	No	No	No	No	No	No	No
B23055	La Jolla Improv 5 (S)	N/A	N/A	N/A	N/A	N/A	No	No	0	0	0	0	No	No	No	No	No	No	No
B23056	La Jolla Improv 5 (W)	N/A	N/A	N/A	N/A	N/A	No	No	0	0	0	0	No	No	No	No	No	No	No

B23112	Serra Mesa Improv 1 Rehab (S)	N/A	N/A	N/A	N/A	N/A	No	No	0	0	0	0	No	No	No	No	No	No	No
B24134	Rancho Penasquitos Improv 2 (P)	N/A	N/A	N/A	N/A	N/A	No	No	0	0	0	0	No	No	No	No	No	No	No
B25094	Jamacha Drainage Sewer Main Repl (S)	N/A	N/A	N/A	N/A	N/A	No	No	0	0	0	0	No	No	No	No	No	No	No
B25095	Jamacha Drainage Water Main Repl (W)	N/A	N/A	N/A	N/A	N/A	No	No	0	0	0	0	No	No	No	No	No	No	No
B15119	AC Water & Sewer Group 1017 (W)	N/A	N/A	N/A	N/A	N/A	No	No	0	0	0	0	No	No	No	No	No	No	No
B15116	AC Water & Sewer Group 1017 (S)	N/A	N/A	N/A	N/A	N/A	No	No	0	0	0	0	No	No	No	No	No	No	No
B00406	Sewer Group 806	N/A	N/A	N/A	N/A	N/A	No	No	0	0	0	0	No	No	No	No	No	No	No
S12013	Alvarado 2nd Extension Pipeline	N/A	N/A	N/A	N/A	N/A	No	No	0	0	0	0	No	No	No	No	No	No	No
B00395	Sewer & AC Water Group 794 (S)	N/A	N/A	N/A	N/A	N/A	No	No	0	0	0	0	No	No	No	No	No	No	No
B16106	AC Water & Sewer Group 1018 (S)	N/A	N/A	N/A	N/A	N/A	No	No	0	0	0	0	No	No	No	No	No	No	No
B16081	AC Water & Sewer Group 1018 (W)	N/A	N/A	N/A	N/A	N/A	No	No	0	0	0	0	No	No	No	No	No	No	No
B16025	College Areas Swr & AC Wtr Main Repl (S)	N/A	N/A	N/A	N/A	N/A	No	No	0	0	0	0	No	No	No	No	No	No	No
B16022	College Areas Swr & AC Wtr Main Repl (W)	N/A	N/A	N/A	N/A	N/A	No	No	0	0	0	0	No	No	No	No	No	No	No
B11048	Water Group Job 952	N/A	N/A	N/A	N/A	N/A	No	No	0	0	0	0	No	No	No	No	No	No	No
B16041	Sewer & AC Water Group 794 (W)	N/A	N/A	N/A	N/A	N/A	No	No	0	0	0	0	No	No	No	No	No	No	No
B17153	AC Water Group 1038	N/A	N/A	N/A	N/A	N/A	No	No	0	0	0	0	No	No	No	No	No	No	No
B18072	Sewer & AC Water Group 841(W)	N/A	N/A	N/A	N/A	N/A	No	No	0	0	0	0	No	No	No	No	No	No	No
B17115	Sewer and AC Water Group 812 (W)	N/A	N/A	N/A	N/A	N/A	No	No	0	0	0	0	No	No	No	No	No	No	No
B00426	Sewer and AC Water Group 812 (S)	N/A	N/A	N/A	N/A	N/A	No	No	0	0	0	0	No	No	No	No	No	No	No
B18098	AC Water & Sewer Group 1051 (S)	N/A	N/A	N/A	N/A	N/A	No	No	0	0	0	0	No	No	No	No	No	No	No
B18095	AC Water & Sewer Group 1048 (S)	N/A	N/A	N/A	N/A	N/A	No	No	0	0	0	0	No	No	No	No	No	No	No
B18091	AC Water & Sewer Group 1051 (W)	N/A	N/A	N/A	N/A	N/A	No	No	0	0	0	0	No	No	No	No	No	No	No
B18088	AC Water & Sewer Group 1048 (W)	N/A	N/A	N/A	N/A	N/A	No	No	0	0	0	0	No	No	No	No	No	No	No
B18202	Clairemont Mesa E Improv 1 (S)	N/A	N/A	N/A	N/A	N/A	No	No	0	0	0	0	No	No	No	No	No	No	No
B18209	Encanto Improv 1 (W)	N/A	N/A	N/A	N/A	N/A	No	No	0	0	0	0	No	No	No	No	No	No	No
B18206	Encanto Improv 1 (S)	N/A	N/A	N/A	N/A	N/A	No	No	0	0	0	0	No	No	No	No	No	No	No
B18200	Clairemont Mesa E Improv 1 (W)	N/A	N/A	N/A	N/A	N/A	No	No	0	0	0	0	No	No	No	No	No	No	No
B19025	Morena Improv1 (S)	N/A	N/A	N/A	N/A	N/A	No	No	0	0	0	0	No	No	No	No	No	No	No
B18181	AC Water & Sewer Group 1056 (W)	N/A	N/A	N/A	N/A	N/A	No	No	0	0	0	0	No	No	No	No	No	No	No
B18182	AC Water & Sewer Group 1056 (S)	N/A	N/A	N/A	N/A	N/A	No	No	0	0	0	0	No	No	No	No	No	No	No
B00431	MISSION CTR CNYN A SMR	N/A	N/A	N/A	N/A	N/A	No	No	0	0	0	0	No	No	No	No	No	No	No
B19160	Sewer & AC Water Group 793A (W)	N/A	N/A	N/A	N/A	N/A	No	No	0	0	0	0	No	No	No	No	No	No	No
B19155	Sewer & AC Water Group 793A (S)	N/A	N/A	N/A	N/A	N/A	No	No	0	0	0	0	No	No	No	No	No	No	No
B19035	Encanto Improv 2 (S)	N/A	N/A	N/A	N/A	N/A	No	No	0	0	0	0	No	No	No	No	No	No	No
B19065	Encanto Improv 2 (W)	N/A	N/A	N/A	N/A	N/A	No	No	0	0	0	0	No	No	No	No	No	No	No
B19145	Sewer Rehab 1051A	N/A	N/A	N/A	N/A	N/A	No	No	0	0	0	0	No	No	No	No	No	No	No
B18093	AC Water & Sewer Group 1053 (W)	N/A	N/A	N/A	N/A	N/A	No	No	0	0	0	0	No	No	No	No	No	No	No
B00394	Sewer and AC Water Group 793 (S)	N/A	N/A	N/A	N/A	N/A	No	No	0	0	0	0	No	No	No	No	No	No	No
B15070	Sewer and AC Water Group 793 (W)	N/A	N/A	N/A	N/A	N/A	No	No	0	0	0	0	No	No	No	No	No	No	No
B18094	AC Water & Sewer Group 1050 (S)	N/A	N/A	N/A	N/A	N/A	No	No	0	0	0	0	No	No	No	No	No	No	No
B18090	AC Water & Sewer Group 1050 (W)	N/A	N/A	N/A	N/A	N/A	No	No	0	0	0	0	No	No	No	No	No	No	No
B18099	AC Water & Sewer Group 1053 (S)	N/A	N/A	N/A	N/A	N/A	No	No	0	0	0	0	No	No	No	No	No	No	No
B19137	National Avenue Complete Street	N/A	N/A	N/A	N/A	N/A	No	No	0	0	0	0	No	No	No	No	No	No	No
B19028	Morena Improv 1 (W)	N/A	N/A	N/A	N/A	N/A	No	No	0	0	0	0	No	No	No	No	No	No	No
B19086	University City Improv 1 (W)	N/A	N/A	N/A	N/A	N/A	No	No	0	0	0	0	No	No	No	No	No	No	No
B19087	University City Improv 1 (S)	N/A	N/A	N/A	N/A	N/A	No	No	0	0	0	0	No	No	No	No	No	No	No
B20014	Pipeline Rehabilitation BA-1	N/A	N/A	N/A	N/A	N/A	No	No	0	0	0	0	No	No	No	No	No	No	No
B19139	Redwood Village/Rolando Park Improv 1(S)	N/A	N/A	N/A	N/A	N/A	No	No	0	0	0	0	No	No	No	No	No	No	No
B20004	Clairemont Mesa East Improv 2 (S)	N/A	N/A	N/A	N/A	N/A	No	No	0	0	0	0	No	No	No	No	No	No	No
B20005	Clairemont Mesa East Improv 2 (W)	N/A	N/A	N/A	N/A	N/A	No	No	0	0	0	0	No	No	No	No	No	No	No

B19141	Redwood Village/Rolando Park Improv 1(W)	N/A	N/A	N/A	N/A	N/A	No	No	0	0	0	0	No	No	No	No	No	No	No
B20029	Bay Terraces Improv 1 (W)	N/A	N/A	N/A	N/A	N/A	No	No	0	0	0	0	No	No	No	No	No	No	No
B20027	Bay Terraces Improv 1 (S)	N/A	N/A	N/A	N/A	N/A	No	No	0	0	0	0	No	No	No	No	No	No	No
B21043	Mira Mesa Improv 1 (S)	N/A	N/A	N/A	N/A	N/A	No	No	0	0	0	0	No	No	No	No	No	No	No
B21087	AC Water & Sewer Group 1018 (P)	N/A	N/A	N/A	N/A	N/A	No	No	0	0	0	0	No	No	No	No	No	No	No
B21113	Morena Bridge Wtr Pipeline Replacement	N/A	N/A	N/A	N/A	N/A	No	No	0	0	0	0	No	No	No	No	No	No	No
B21136	AC Water & Sewer Group 1056 (BL)	N/A	N/A	N/A	N/A	N/A	No	No	0	0	0	0	No	No	No	No	No	No	No
B22025	Alvarado 2nd Extension Pipeline (BL)	N/A	N/A	N/A	N/A	N/A	No	No	0	0	0	0	No	No	No	No	No	No	No
B22074	Midway District Improv 1 (W)	N/A	N/A	N/A	N/A	N/A	No	No	0	0	0	0	No	No	No	No	No	No	No
B22075	Midway District Improv 1 (S)	N/A	N/A	N/A	N/A	N/A	No	No	0	0	0	0	No	No	No	No	No	No	No
B23016	Redland Improv (P)	N/A	N/A	N/A	N/A	N/A	No	No	0	0	0	0	No	No	No	No	No	No	No
B22062	AC Water & Sewer Group 1029 (P)	N/A	N/A	N/A	N/A	N/A	No	No	0	0	0	0	No	No	No	No	No	No	No
B22105	University City Improv 1 (BL)	N/A	N/A	N/A	N/A	N/A	No	No	0	0	0	0	No	No	No	No	No	No	No
B23041	Tierrasanta Improv 2 (S)	N/A	N/A	N/A	N/A	N/A	No	No	0	0	0	0	No	No	No	No	No	No	No
B23042	Rancho Bernardo Improv 1 (S)	N/A	N/A	N/A	N/A	N/A	No	No	0	0	0	0	No	No	No	No	No	No	No
B23047	Redwood Village/Rolando Park Imp 1A (W)	N/A	N/A	N/A	N/A	N/A	No	No	0	0	0	0	No	No	No	No	No	No	No
B22128	AC Water & Sewer Group 1042 (SS)	N/A	N/A	N/A	N/A	N/A	No	No	0	0	0	0	No	No	No	No	No	No	No
B23059	Sewer and AC Water Group 812 (P)	N/A	N/A	N/A	N/A	N/A	No	No	0	0	0	0	No	No	No	No	No	No	No
B23090	AC Water & Sewer Group 1048 (BL)	N/A	N/A	N/A	N/A	N/A	No	No	0	0	0	0	No	No	No	No	No	No	No
B24002	Clairemont Mesa East Improv 2 (BL)(VZ)	N/A	N/A	N/A	N/A	N/A	No	No	0	0	0	0	No	No	No	No	No	No	No
B23143	Eastgate Mall AC Replacement	N/A	N/A	N/A	N/A	N/A	No	No	0	0	0	0	No	No	No	No	No	No	No
B24060	College Area Swr & AC Wtr Main Repl (P)	N/A	N/A	N/A	N/A	N/A	No	No	0	0	0	0	No	No	No	No	No	No	No
B24073	Mission Center Canyon A (P)	N/A	N/A	N/A	N/A	N/A	No	No	0	0	0	0	No	No	No	No	No	No	No
B24064	Dagget St & Red Rock Dr Paving	N/A	N/A	N/A	N/A	N/A	No	No	0	0	0	0	No	No	No	No	No	No	No
B21031	Rolando Improv 2 (S)	N/A	N/A	N/A	N/A	N/A	No	No	0	0	0	0	No	No	No	No	No	No	No
B21033	Rolando Improv 2 (W)	N/A	N/A	N/A	N/A	N/A	No	No	0	0	0	0	No	No	No	No	No	No	No
B24043	Citywide Referral Rehab 1 (S)	N/A	N/A	N/A	N/A	N/A	No	No	0	0	0	0	No	No	No	No	No	No	No
B24072	Guy St Water Main Replacement	N/A	N/A	N/A	N/A	N/A	No	No	0	0	0	0	No	No	No	No	No	No	No
B24062	Clairemont Mesa E Improv 1 (P)	N/A	N/A	N/A	N/A	N/A	No	No	0	0	0	0	No	No	No	No	No	No	No
B24074	AC Water & Sewer Group 1056 (P)	N/A	N/A	N/A	N/A	N/A	No	No	0	0	0	0	No	No	No	No	No	No	No
B24061	Sewer & AC Water Group 765A (P)	N/A	N/A	N/A	N/A	N/A	No	No	0	0	0	0	No	No	No	No	No	No	No
B24076	AC Water & Sewer Group Job 1023B (P)	N/A	N/A	N/A	N/A	N/A	No	No	0	0	0	0	No	No	No	No	No	No	No
B24114	Bay Terraces Improv 1 (P)	N/A	N/A	N/A	N/A	N/A	No	No	0	0	0	0	No	No	No	No	No	No	No
B24091	AC Water & Sewer Group 1050 (P)	N/A	N/A	N/A	N/A	N/A	No	No	0	0	0	0	No	No	No	No	No	No	No
B25002	AC Overlay Group 2502	N/A	N/A	N/A	N/A	N/A	No	No	0	0	0	0	No	No	No	No	No	No	No
B24077	Scripps Ranch Improv 1 (P)	N/A	N/A	N/A	N/A	N/A	No	No	0	0	0	0	No	No	No	No	No	No	No
B24063	AC Water & Sewer Group 1053 (P)	N/A	N/A	N/A	N/A	N/A	No	No	0	0	0	0	No	No	No	No	No	No	No
B24116	Morena Improv 1 (P)	N/A	N/A	N/A	N/A	N/A	No	No	0	0	0	0	No	No	No	No	No	No	No
B24136	Rancho Penasquitos Improv 1 (P)	N/A	N/A	N/A	N/A	N/A	No	No	0	0	0	0	No	No	No	No	No	No	No
B25013	Clairemont Mesa East Improv 2 (P)	N/A	N/A	N/A	N/A	N/A	No	No	0	0	0	0	No	No	No	No	No	No	No
B25012	Bay Ho Improv 2 (P)	N/A	N/A	N/A	N/A	N/A	No	No	0	0	0	0	No	No	No	No	No	No	No
B25031	Citywide Referral MH Rehab 1	N/A	N/A	N/A	N/A	N/A	No	No	0	0	0	0	No	No	No	No	No	No	No
B25077	Encanto Improv 1 (P)	N/A	N/A	N/A	N/A	N/A	No	No	0	0	0	0	No	No	No	No	No	No	No
B25075	San Carlos Water Pipeline	N/A	N/A	N/A	N/A	N/A	No	No	0	0	0	0	No	No	No	No	No	No	No
B25074	Madrone Ave Pipe Replacement	N/A	N/A	N/A	N/A	N/A	No	No	0	0	0	0	No	No	No	No	No	No	No
B25082	Guy St Water Main Replacement (P)	N/A	N/A	N/A	N/A	N/A	No	No	0	0	0	0	No	No	No	No	No	No	No
B25084	Sewer & AC Water Group 793A (P)	N/A	N/A	N/A	N/A	N/A	No	No	0	0	0	0	No	No	No	No	Yes	No	No
B25093	Water Group 952 (P)	N/A	N/A	N/A	N/A	N/A	No	No	0	0	0	0	No	No	No	No	No	No	No
B26016	Redwood Village/Rolando Park Improv 1(P)	N/A	N/A	N/A	N/A	N/A	No	No	0	0	0	0	No	No	No	No	No	No	No
S15019	Alvarado Trunk Sewer Phase IV	N/A	N/A	N/A	N/A	N/A	No	No	0	0	0	0	No	No	No	No	No	No	No

B16034	Sewer Group 776A	N/A	N/A	N/A	N/A	N/A	No	No	0	0	0	0	No	No	No	No	No	No	No
B17189	Sewer Group 843	N/A	N/A	N/A	N/A	N/A	No	No	0	0	0	0	No	No	No	No	No	No	No
B18104	Alvarado TS Water Main Relocations	N/A	N/A	N/A	N/A	N/A	No	No	0	0	0	0	No	No	No	No	No	No	No
B20039	Chollas Creek Improv 1 (W)	N/A	N/A	N/A	N/A	N/A	No	No	0	0	0	0	No	No	No	No	No	No	No
B20038	Chollas Creek Improv 1 (S)	N/A	N/A	N/A	N/A	N/A	No	No	0	0	0	0	No	No	No	No	No	No	No
B21028	College East Improv 1 (S)	N/A	N/A	N/A	N/A	N/A	No	No	0	0	0	0	No	No	No	No	No	No	No
B21029	College East Improv 1 (W)	N/A	N/A	N/A	N/A	N/A	No	No	0	0	0	0	No	No	No	No	No	No	No
B23037	Pacific Beach Improv 2 (S)	N/A	N/A	N/A	N/A	N/A	No	No	0	0	0	0	No	No	No	No	No	No	No
B23038	Pacific Beach Improv 2 (W)	N/A	N/A	N/A	N/A	N/A	No	No	0	0	0	0	No	No	No	No	No	No	No
B22023	Oak Park Improv 2 (W)	N/A	N/A	N/A	N/A	N/A	No	No	0	0	0	0	No	No	No	No	No	No	No
B26014	Corridor Improv 2 (P)	N/A	N/A	N/A	N/A	N/A	No	No	0	0	0	0	No	No	No	No	No	No	No
B00403	Sewer and AC Water Group 807 (S)	N/A	N/A	N/A	N/A	N/A	No	No	0	0	0	0	No	No	No	No	No	No	No
S12015	PACIFIC BEACH PIPELINE SOUTH (W)	N/A	N/A	N/A	N/A	N/A	No	No	0	0	0	0	No	No	No	No	No	No	No
B00387	Sewer & AC Water Group Job 776 (S)	N/A	N/A	N/A	N/A	N/A	No	No	0	0	0	0	No	No	No	No	No	No	No
B12117	PACIFIC BEACH PIPELINE SOUTH (S)	N/A	N/A	N/A	N/A	N/A	No	No	0	0	0	0	No	No	No	No	No	No	No
B00421	SEWER GROUP 786	N/A	N/A	N/A	N/A	N/A	No	No	0	0	0	0	No	No	No	No	No	No	No
B13197	Sewer & AC Water Group 776 (W)	N/A	N/A	N/A	N/A	N/A	No	No	0	0	0	0	No	No	No	No	No	No	No
B13232	Sewer Group 836	N/A	N/A	N/A	N/A	N/A	No	No	0	0	0	0	No	No	No	No	No	No	No
B13011	Sewer & Water GI Crown Pt s La Playa (W)	N/A	N/A	N/A	N/A	N/A	No	No	0	0	0	0	No	No	No	No	No	No	No
B10210	Sewer & Water GI Crown Pt s La Playa (S)	N/A	N/A	N/A	N/A	N/A	No	No	0	0	0	0	No	No	No	No	No	No	No
B14125	Pipeline Rehabilitation AF1	N/A	N/A	N/A	N/A	N/A	No	No	0	0	0	0	No	No	No	No	No	No	No
B15078	AC Water & Sewer Group 1014 (W)	N/A	N/A	N/A	N/A	N/A	No	No	0	0	0	0	No	No	No	No	No	No	No
B15079	AC Water & Sewer Group 1014 (S)	N/A	N/A	N/A	N/A	N/A	No	No	0	0	0	0	No	No	No	No	No	No	No
B15001	AC Water & Sewer Group 1026 (W)	N/A	N/A	N/A	N/A	N/A	No	No	0	0	0	0	No	No	No	No	No	No	No
B15156	AC Water & Sewer Group 1013 (W)	N/A	N/A	N/A	N/A	N/A	No	No	0	0	0	0	No	No	No	No	No	No	No
B15147	AC Water & Sewer Group 1013 (S)	N/A	N/A	N/A	N/A	N/A	No	No	0	0	0	0	No	No	No	No	No	No	No
B15100	Serra Mesa Storm Drain & GI (GI)	N/A	N/A	N/A	N/A	N/A	No	No	0	0	0	0	No	No	No	No	No	No	No
B15099	Serra Mesa Storm Drain & GI (SD)	N/A	N/A	N/A	N/A	N/A	No	No	0	0	0	0	No	No	No	No	No	No	No
B00434	SEWER GROUP 828	N/A	N/A	N/A	N/A	N/A	No	No	0	0	0	0	No	No	No	No	No	No	No
B16087	Sewer and AC Water Group 807 (W)	N/A	N/A	N/A	N/A	N/A	No	No	0	0	0	0	No	No	No	No	No	No	No
B16056	Mira Mesa Trunk Sewer Improvement	N/A	N/A	N/A	N/A	N/A	No	No	0	0	0	0	No	No	No	No	No	No	No
B00388	Sewer and AC Water GI 778 (S)	N/A	N/A	N/A	N/A	N/A	No	No	0	0	0	0	No	No	No	No	No	No	No
B15069	Sewer and AC Water GI 778 (W)	N/A	N/A	N/A	N/A	N/A	No	No	0	0	0	0	No	No	No	No	No	No	No
B15002	AC Water & Sewer Group 1026 (S)	N/A	N/A	N/A	N/A	N/A	No	No	0	0	0	0	No	No	No	No	No	No	No
B15134	16-in & Larger CI WS Main Repl Grp A (W)	N/A	N/A	N/A	N/A	N/A	No	No	0	0	0	0	No	No	No	No	No	No	No
B16135	Pipeline Rehabilitation AN-1	N/A	N/A	N/A	N/A	N/A	No	No	0	0	0	0	No	No	No	No	No	No	No
B17133	Balboa Park Pipeline Repl Ph II (S)	N/A	N/A	N/A	N/A	N/A	No	No	0	0	0	0	No	No	No	No	No	No	No
B17141	Balboa Park Pipeline Repl Ph III (W)	N/A	N/A	N/A	N/A	N/A	No	No	0	0	0	0	No	No	No	No	No	No	No
B17140	Balboa Park Pipeline Repl Phase II (W)	N/A	N/A	N/A	N/A	N/A	No	No	0	0	0	0	No	No	No	No	No	No	No
B17059	16-in & Larger CI WS Main Repl Grp A (S)	N/A	N/A	N/A	N/A	N/A	No	No	0	0	0	0	No	No	No	No	No	No	No
B16155	Storm Drain Group 828	N/A	N/A	N/A	N/A	N/A	No	No	0	0	0	0	No	No	No	No	No	No	No
B17104	Sewer and AC Water Group 1032 (S)	N/A	N/A	N/A	N/A	N/A	No	No	0	0	0	0	No	No	No	No	No	No	No
B17116	Sewer and AC Water Group 763 (W)	N/A	N/A	N/A	N/A	N/A	No	No	0	0	0	0	No	No	No	No	No	No	No
B00374	Sewer & AC Water Group 763 (S)	N/A	N/A	N/A	N/A	N/A	No	No	0	0	0	0	No	No	No	No	No	No	No
B17105	Sewer and AC Water Group 1032 (W)	N/A	N/A	N/A	N/A	N/A	No	No	0	0	0	0	No	No	No	No	No	No	No
B16144	Sewer & AC Water Crown Point West (W)	N/A	N/A	N/A	N/A	N/A	No	No	0	0	0	0	No	No	No	No	No	No	No
B16145	Sewer & AC Water Crown Point West (S)	N/A	N/A	N/A	N/A	N/A	No	No	0	0	0	0	No	No	No	No	No	No	No
B18068	AC Water & Sewer Group 1040 (W)	N/A	N/A	N/A	N/A	N/A	No	No	0	0	0	0	No	No	No	No	No	No	No
B18066	AC Water & Sewer Group 1040 (S)	N/A	N/A	N/A	N/A	N/A	No	No	0	0	0	0	No	No	No	No	No	No	No
B17134	Balboa Park Pipeline Repl Ph III (S)	N/A	N/A	N/A	N/A	N/A	No	No	0	0	0	0	No	No	No	No	No	No	No



B18096	AC Water & Sewer Group 1052 (S)	N/A	N/A	N/A	N/A	N/A	No	No	0	0	0	0	No	No	No	No	No	No	No
B18062	PIPELINE REHABILITATION AV-1	N/A	N/A	N/A	N/A	N/A	No	No	0	0	0	0	No	No	No	No	No	No	No
B18092	AC Water & Sewer Group 1052 (W)	N/A	N/A	N/A	N/A	N/A	No	No	0	0	0	0	No	No	No	No	No	No	No
B18113	Sewer & AC Water Group 786 (W)	N/A	N/A	N/A	N/A	N/A	No	No	0	0	0	0	No	No	No	No	No	No	No
B19105	La Jolla Improv 2 (S)	N/A	N/A	N/A	N/A	N/A	No	No	0	0	0	0	No	No	No	No	No	No	No
B19088	Bay Ho Improv 1 (S)	N/A	N/A	N/A	N/A	N/A	No	No	0	0	0	0	No	No	No	No	No	No	No
B19120	La Jolla Improv 1 (W)	N/A	N/A	N/A	N/A	N/A	No	No	0	0	0	0	No	No	No	No	No	No	No
B19135	Lake Murray Improv 2 (W)	N/A	N/A	N/A	N/A	N/A	No	No	0	0	0	0	No	No	No	No	No	No	No
B18215	Damon Ave Water Main Extension & AC Repl	N/A	N/A	N/A	N/A	N/A	No	No	0	0	0	0	No	No	No	No	No	No	No
B19117	La Jolla Improv 2 (W)	N/A	N/A	N/A	N/A	N/A	No	No	0	0	0	0	No	No	No	No	No	No	No
B19140	Lake Murray Improv 2 (S)	N/A	N/A	N/A	N/A	N/A	No	No	0	0	0	0	No	No	No	No	No	No	No
B19196	Mission Valley West Improv 1 (W)	N/A	N/A	N/A	N/A	N/A	No	No	0	0	0	0	No	No	No	No	No	No	No
B19206	Mission Valley West Improv 1 (S)	N/A	N/A	N/A	N/A	N/A	No	No	0	0	0	0	No	No	No	No	No	No	No
B20024	Paradise Hills Improv 1 (S)	N/A	N/A	N/A	N/A	N/A	No	No	0	0	0	0	No	No	No	No	No	No	No
B20025	Paradise Hills Improv 1 (W)	N/A	N/A	N/A	N/A	N/A	No	No	0	0	0	0	No	No	No	No	No	No	No
B20043	Clairemont Mesa East Improv 3 (W)	N/A	N/A	N/A	N/A	N/A	No	No	0	0	0	0	No	No	No	No	No	No	No
B20026	Clairemont Mesa East Improv 3 (S)	N/A	N/A	N/A	N/A	N/A	No	No	0	0	0	0	No	No	No	No	No	No	No
B22115	Asphalt Resurfacing Group 1901 (SS)	N/A	N/A	N/A	N/A	N/A	No	No	0	0	0	0	No	No	No	No	No	No	No
B18134	Asphalt Resurfacing Group 1901	N/A	N/A	N/A	N/A	N/A	No	No	0	0	0	0	No	No	No	No	No	No	No
B21090	Asphalt Overlay Group 2111	N/A	N/A	N/A	N/A	N/A	No	No	0	0	0	0	No	No	No	No	No	No	No
B21075	Valencia Park Improv 3 (s)	N/A	N/A	N/A	N/A	N/A	No	No	0	0	0	0	No	No	No	No	No	No	No
B18039	Wightman-Ogden to Shiloh Sidewalk	N/A	N/A	N/A	N/A	N/A	No	No	0	0	0	0	No	No	No	No	No	No	No
B21091	AC Water & Sewer Group 1026 Urgent (P)	N/A	N/A	N/A	N/A	N/A	No	No	0	0	0	0	No	No	No	No	No	No	No
B21085	16-in & Larger CI WS Main Repl Grp A (P)	N/A	N/A	N/A	N/A	N/A	No	No	0	0	0	0	No	No	No	No	No	No	No
B21149	Sewer and AC Water Group 807 (P)	N/A	N/A	N/A	N/A	N/A	No	No	0	0	0	0	No	No	No	No	No	No	No
B22007	Encanto Improv 3 (S)	N/A	N/A	N/A	N/A	N/A	No	No	0	0	0	0	No	No	No	No	No	No	No
B22008	Chollas View Improv 1 (S)	N/A	N/A	N/A	N/A	N/A	No	No	0	0	0	0	No	No	No	No	No	No	No
B22011	Jamacha Lomita Improv 1 (S)	N/A	N/A	N/A	N/A	N/A	No	No	0	0	0	0	No	No	No	No	No	No	No
B22021	North Park Improv 2 (W)	N/A	N/A	N/A	N/A	N/A	No	No	0	0	0	0	No	No	No	No	No	No	No
B22020	Fairmount Park Improv 1 (W)	N/A	N/A	N/A	N/A	N/A	No	No	0	0	0	0	No	No	No	No	No	No	No
B21144	Pacific Beach Pipeline South (BL)	N/A	N/A	N/A	N/A	N/A	No	No	0	0	0	0	No	No	No	No	No	No	No
B21042	Pacific Beach Pipeline South Paving	N/A	N/A	N/A	N/A	N/A	No	No	0	0	0	0	No	No	No	No	No	No	No
B21086	AC Water & Sewer Group 1013 (P)	N/A	N/A	N/A	N/A	N/A	No	No	0	0	0	0	No	No	No	No	No	No	No
B20071	Egger Highland Improvements 1 (S)	N/A	N/A	N/A	N/A	N/A	No	No	0	0	0	0	No	No	No	No	No	No	No
B22117	Asphalt Overlay Group 2111 (SS)	N/A	N/A	N/A	N/A	N/A	No	No	0	0	0	0	No	No	No	No	No	No	No
B15104	Green Infrastructure Group 1014	N/A	N/A	N/A	N/A	N/A	No	No	0	0	0	0	No	No	No	No	No	No	No
B20042	Corridor Improv 2 (S)	N/A	N/A	N/A	N/A	N/A	No	No	0	0	0	0	No	No	No	No	No	No	No
B20044	Corridor Improv 2 (W)	N/A	N/A	N/A	N/A	N/A	No	No	0	0	0	0	No	No	No	No	No	No	No
B22153	2870 Mobley St SD Replacement	N/A	N/A	N/A	N/A	N/A	No	No	0	0	0	0	No	No	No	No	No	No	No
B22140	Balboa Park Pipeline Repl Ph II (P)	N/A	N/A	N/A	N/A	N/A	No	No	0	0	0	0	No	No	No	No	No	No	No
B22109	Sewer & Water GI Crown Pt s La Playa (P)	N/A	N/A	N/A	N/A	N/A	No	No	0	0	0	0	No	No	No	No	No	No	No
B22141	Balboa Park Pipeline Repl Ph III (P)	N/A	N/A	N/A	N/A	N/A	No	No	0	0	0	0	No	No	No	No	No	No	No
B19134	Bay Ho Improv 3 (W)	N/A	N/A	N/A	N/A	N/A	No	No	0	0	0	0	No	No	No	No	No	No	No
B19136	Bay Ho Improv 3 (S)	N/A	N/A	N/A	N/A	N/A	No	No	0	0	0	0	No	No	No	No	No	No	No
B21123	Sewer and AC Water GI 778 (BL)	N/A	N/A	N/A	N/A	N/A	No	No	0	0	0	0	No	No	No	No	No	No	No
B22155	Witch Creek Fire Street Improv	N/A	N/A	N/A	N/A	N/A	No	No	0	0	0	0	No	No	No	No	No	No	No
B23017	Balboa Park Pipeline Repl (BL)	N/A	N/A	N/A	N/A	N/A	No	No	0	0	0	0	No	No	No	No	No	No	No
B22092	Roseville/Fleet Ridge Improv 1 (W)	N/A	N/A	N/A	N/A	N/A	No	No	0	0	0	0	No	No	No	No	No	No	No
B22097	Roseville/Fleet Ridge Improv 1 (S)	N/A	N/A	N/A	N/A	N/A	No	No	0	0	0	0	No	No	No	No	No	No	No
B23113	Sewer and AC Water Group 763 (P)	N/A	N/A	N/A	N/A	N/A	No	No	0	0	0	0	No	No	No	No	No	No	No

B22144	Sewer and AC Water Group 1032 (SS)	N/A	N/A	N/A	N/A	N/A	No	No	0	0	0	0	No	No	No	No	No	No	No
B23087	Sewer Group 836 (P)	N/A	N/A	N/A	N/A	N/A	No	No	0	0	0	0	No	No	No	No	No	No	No
B23093	Sewer Group Job 843 (P)	N/A	N/A	N/A	N/A	N/A	No	No	0	0	0	0	No	No	No	No	No	No	No
B21081	Azalea Hollywood Park Improvements 1 (w)	N/A	N/A	N/A	N/A	N/A	No	No	0	0	0	0	No	No	No	No	No	No	No
B24000	Lake Murray Improv 2 (BL)	N/A	N/A	N/A	N/A	N/A	No	No	0	0	0	0	No	No	No	No	No	No	No
B22026	Talmadge Improv 1 (W)	N/A	N/A	N/A	N/A	N/A	No	No	0	0	0	0	No	No	No	No	No	No	No
B23144	Damon Ave Water Main Repl & AC Ext (P)	N/A	N/A	N/A	N/A	N/A	No	No	0	0	0	0	No	No	No	No	No	No	No
B23060	Sewer and AC Water GJ 778 (P)	N/A	N/A	N/A	N/A	N/A	No	No	0	0	0	0	No	No	No	No	No	No	No
B22134	Asphalt Overlay 2200 (SS)	N/A	N/A	N/A	N/A	N/A	No	No	0	0	0	0	No	No	No	No	No	No	No
B23130	AC Overlay Group 2301	N/A	N/A	N/A	N/A	N/A	No	No	0	0	0	0	No	No	No	No	No	No	No
B23131	AC Overlay Group 2302	N/A	N/A	N/A	N/A	N/A	No	No	0	0	0	0	No	No	No	No	No	No	No
B22043	Adams North Improv 1 (S)	N/A	N/A	N/A	N/A	N/A	No	No	0	0	0	0	No	No	No	No	No	No	No
B22044	Adams North Improv 1 (W)	N/A	N/A	N/A	N/A	N/A	No	No	0	0	0	0	No	No	No	No	No	No	No
B24004	AC Overlay Group 2306	N/A	N/A	N/A	N/A	N/A	No	No	0	0	0	0	No	No	No	No	No	No	No
B24003	AC Overlay Group 2305	N/A	N/A	N/A	N/A	N/A	No	No	0	0	0	0	No	No	No	No	No	No	No
B24013	AC Overlay Group 2403	N/A	N/A	N/A	N/A	N/A	No	No	0	0	0	0	No	No	No	No	No	No	No
B24088	Sewer & AC Water Group 764B (S)	N/A	N/A	N/A	N/A	N/A	No	No	0	0	0	0	No	No	No	No	No	No	No
B24089	Sewer & AC Water Group 764B (W)	N/A	N/A	N/A	N/A	N/A	No	No	0	0	0	0	No	No	No	No	No	No	No
B24011	AC Overlay Group 2401	N/A	N/A	N/A	N/A	N/A	No	No	0	0	0	0	No	No	No	No	No	No	No
B23156	AC Overlay Group 2303	N/A	N/A	N/A	N/A	N/A	No	No	0	0	0	0	No	No	No	No	No	No	No
B23157	AC Overlay Group 2304	N/A	N/A	N/A	N/A	N/A	No	No	0	0	0	0	No	No	No	No	No	No	No
B24012	AC Overlay Group 2402	N/A	N/A	N/A	N/A	N/A	No	No	0	0	0	0	No	No	No	No	No	No	No
B24028	Paradise Hills Improv 1 (P)	N/A	N/A	N/A	N/A	N/A	No	No	0	0	0	0	No	No	No	No	No	No	No
B24054	Mission Valley West Improv 2 (S)	N/A	N/A	N/A	N/A	N/A	No	No	0	0	0	0	No	No	No	No	No	No	No
B24126	Crown Point Ingraham UU854 (CS)	N/A	N/A	N/A	N/A	N/A	No	No	0	0	0	0	No	No	No	No	No	No	No
B25004	AC Overlay Group 2504	N/A	N/A	N/A	N/A	N/A	No	No	0	0	0	0	No	No	No	No	No	No	No
B24148	AC Overlay Group 2404	N/A	N/A	N/A	N/A	N/A	No	No	0	0	0	0	No	No	No	No	No	No	No
B24149	AC Overlay Group 2405	N/A	N/A	N/A	N/A	N/A	No	No	0	0	0	0	No	No	No	No	No	No	No
B25001	AC Overlay Group 2501	N/A	N/A	N/A	N/A	N/A	No	No	0	0	0	0	No	No	No	No	No	No	No
B24147	AC Overlay Group 2406	N/A	N/A	N/A	N/A	N/A	No	No	0	0	0	0	No	No	No	No	No	No	No
B24138	Crown Point West (P)	N/A	N/A	N/A	N/A	N/A	No	No	0	0	0	0	No	No	No	No	No	No	No
B25018	Clairemont Mesa East Improv 3 (P)	N/A	N/A	N/A	N/A	N/A	No	No	0	0	0	0	No	No	No	No	No	No	No
B24098	Clairemont Mesa East Improv 5 (S)	N/A	N/A	N/A	N/A	N/A	No	No	0	0	0	0	No	No	No	No	No	No	No
B25048	AC Overlay Group 2510	N/A	N/A	N/A	N/A	N/A	No	No	0	0	0	0	No	No	No	No	No	No	No
B25052	AC Overlay Group 2514	N/A	N/A	N/A	N/A	N/A	No	No	0	0	0	0	No	No	No	No	No	No	No
B24137	Roswell Street Overlay	N/A	N/A	N/A	N/A	N/A	No	No	0	0	0	0	No	No	No	No	No	No	No
B25070	Lake Murray Improv 2 (P)	N/A	N/A	N/A	N/A	N/A	No	No	0	0	0	0	No	No	No	No	No	No	No
B25076	La Jolla Improv 2 (P)	N/A	N/A	N/A	N/A	N/A	No	No	0	0	0	0	No	No	No	No	No	No	No
B25072	La Jolla Improv 1 (P)	N/A	N/A	N/A	N/A	N/A	No	No	0	0	0	0	No	No	No	No	No	No	No
B25081	AC Water & Sewer Group 1052 (P)	N/A	N/A	N/A	N/A	N/A	No	No	0	0	0	0	No	No	No	No	No	No	No
B25080	Citywide Referral Rehab 4 (S)	N/A	N/A	N/A	N/A	N/A	No	No	0	0	0	0	No	No	No	No	No	No	No
B11036	Water Group Job 940 (W)	N/A	N/A	N/A	N/A	N/A	No	No	0	0	0	0	No	No	No	No	No	No	No
B13116	Lobrico Ct (615) Storm Drain	N/A	N/A	N/A	N/A	N/A	No	No	0	0	0	0	No	No	No	No	No	No	No
B14099	Water Group 968	N/A	N/A	N/A	N/A	N/A	No	No	0	0	0	0	No	No	No	No	No	No	No
B14126	4709 Clairemont Mesa Blvd SD Repl	N/A	N/A	N/A	N/A	N/A	No	No	0	0	0	0	No	No	No	No	No	No	No
B12042	Sewer & Water Group 940 (S)	N/A	N/A	N/A	N/A	N/A	No	No	0	0	0	0	No	No	No	No	No	No	No
B15028	Storm Drain Group 968	N/A	N/A	N/A	N/A	N/A	No	No	0	0	0	0	No	No	No	No	No	No	No
S12009	La Jolla Scenic Dr 16in main	N/A	N/A	N/A	N/A	N/A	No	No	0	0	0	0	No	No	No	No	No	No	No
B15176	La Jolla Scenic Drive Pipeline (S)	N/A	N/A	N/A	N/A	N/A	No	No	0	0	0	0	No	No	No	No	No	No	No
B15203	Tecolote Cyn GC Water Conn	N/A	N/A	N/A	N/A	N/A	No	No	0	0	0	0	No	No	No	No	No	No	No

S15020	Tecolote Canyon Trunk Sewer Improvement	N/A	N/A	N/A	N/A	N/A	No	No	0	0	0	0	No	No	No	No	No	No	No
B15121	AC Water & Sewer Group 1027 (W)	N/A	N/A	N/A	N/A	N/A	No	No	0	0	0	0	No	No	No	No	No	No	No
B15118	AC Water & Sewer Group 1027 (S)	N/A	N/A	N/A	N/A	N/A	No	No	0	0	0	0	No	No	No	No	No	No	No
B15103	Green Infrastructure Group 1027	N/A	N/A	N/A	N/A	N/A	No	No	0	0	0	0	No	No	No	No	No	No	No
B17170	Mission Beach Water & Sewer Repl (S)	N/A	N/A	N/A	N/A	N/A	No	No	0	0	0	0	No	No	No	No	No	No	No
B17169	Mission Beach Water & Sewer Repl (W)	N/A	N/A	N/A	N/A	N/A	No	No	0	0	0	0	No	No	No	No	No	No	No
B18063	Sewer & AC Water Group 1034 (S)	N/A	N/A	N/A	N/A	N/A	No	No	0	0	0	0	No	No	No	No	No	No	No
B18064	Sewer & AC Water Group 1034 (W)	N/A	N/A	N/A	N/A	N/A	No	No	0	0	0	0	No	No	No	No	No	No	No
B18077	Water Group 972 Cl	N/A	N/A	N/A	N/A	N/A	No	No	0	0	0	0	No	No	No	No	No	No	No
B18115	Sewer & AC Water Group 1055 (W)	N/A	N/A	N/A	N/A	N/A	No	No	0	0	0	0	No	No	No	No	No	No	No
B19142	Pacific Beach Improv 1 (W)	N/A	N/A	N/A	N/A	N/A	No	No	0	0	0	0	No	No	No	No	No	No	No
B18112	Sewer & AC Water Group 1055 (S)	N/A	N/A	N/A	N/A	N/A	No	No	0	0	0	0	No	No	No	No	No	No	No
B18065	Clairemont Mesa West Improv 2 (S)	N/A	N/A	N/A	N/A	N/A	No	No	0	0	0	0	No	No	No	No	No	No	No
B18061	ADA Torrey Pines APS PROW-S25	N/A	N/A	N/A	N/A	N/A	No	No	0	0	0	0	No	No	No	No	No	No	No
B20132	Valencia Park Improv 2 (S)	N/A	N/A	N/A	N/A	N/A	No	No	0	0	0	0	No	No	No	No	No	No	No
B20135	Valencia Park Improv 2 (W)	N/A	N/A	N/A	N/A	N/A	No	No	0	0	0	0	No	No	No	No	No	No	No
B21003	Tierrasanta Improv 1 (s)	N/A	N/A	N/A	N/A	N/A	No	No	0	0	0	0	No	No	No	No	No	No	No
B21044	University City Improv 2 (S)	N/A	N/A	N/A	N/A	N/A	No	No	0	0	0	0	No	No	No	No	No	No	No
B21089	Asphalt Overlay Group 2110	N/A	N/A	Tree Canopy	N/A	N/A	No	No	0	0	0	0	No	No	No	No	No	No	No
B21071	Mount Hope Improv 1 (S)	N/A	N/A	N/A	N/A	N/A	No	No	0	0	0	0	No	No	No	No	No	No	No
B21072	Mount Hope Improv 1 (W)	N/A	N/A	N/A	N/A	N/A	No	No	0	0	0	0	No	No	No	No	No	No	No
B21055	AC Water Group 1027A	N/A	N/A	N/A	N/A	N/A	No	No	0	0	0	0	No	No	No	No	No	No	No
B22116	Asphalt Overlay Group 2110 (SS)	N/A	N/A	N/A	N/A	N/A	No	No	0	0	0	0	No	No	No	No	No	No	No
B22082	Block 251(South Mission)Rd Imp UU977(CS)	N/A	N/A	N/A	N/A	N/A	No	No	0	0	0	0	No	No	No	No	No	No	No
B22061	AC Water & Sewer Group 1027 (P)	N/A	N/A	N/A	N/A	N/A	No	No	0	0	0	0	No	No	No	No	No	No	No
B20145	La Jolla Scenic Drive Paving	N/A	N/A	N/A	N/A	N/A	No	No	0	0	0	0	No	No	No	No	No	No	No
B23064	La Jolla Improv 6 (W)	N/A	N/A	N/A	N/A	N/A	No	No	0	0	0	0	No	No	No	No	No	No	No
B23063	La Jolla Improv 6 (S)	N/A	N/A	N/A	N/A	N/A	No	No	0	0	0	0	No	No	No	No	No	No	No
B23081	Tierrasanta Improv 2A (S)	N/A	N/A	N/A	N/A	N/A	No	No	0	0	0	0	No	No	No	No	No	No	No
B22077	Hillcrest Improv 3 (S)	N/A	N/A	N/A	N/A	N/A	No	No	0	0	0	0	No	No	No	No	No	No	No
B24080	AC Water Group 1027A (P)	N/A	N/A	N/A	N/A	N/A	No	No	0	0	0	0	No	No	No	No	No	No	No
B12072	Water & Sewer Group 963 (W)	N/A	N/A	N/A	N/A	N/A	No	No	0	0	0	0	No	No	No	No	No	No	No
B13169	Water & Sewer Group 963 (S)	N/A	N/A	N/A	N/A	N/A	No	No	0	0	0	0	No	No	No	No	No	No	No
B00409	SEWER GJ 798C	N/A	N/A	N/A	N/A	N/A	No	No	0	0	0	0	No	No	No	No	No	No	No
B17150	Pipeline Rehabilitation AR-1	N/A	N/A	N/A	N/A	N/A	No	No	0	0	0	0	No	No	No	No	No	No	No
B18123	AC Water & Sewer Group 1036 (S)	N/A	N/A	N/A	N/A	N/A	No	No	0	0	0	0	No	No	No	No	No	No	No
B18121	AC Water & Sewer Group 1036 (W)	N/A	N/A	N/A	N/A	N/A	No	No	0	0	0	0	No	No	No	No	No	No	No
B18185	Accelerated Pipeline Rehab Ref Group 846	N/A	N/A	N/A	N/A	N/A	No	No	0	0	0	0	No	No	No	No	No	No	No
B18224	Accelerated Pipeline Rehab Ref Group 850	N/A	N/A	N/A	N/A	N/A	No	No	0	0	0	0	No	No	No	No	No	No	No
B19063	Accelerated Sewer Referral Group 851	N/A	N/A	N/A	N/A	N/A	No	No	0	0	0	0	No	No	No	No	No	No	No
B19064	Accelerated Sewer Referral Group 852	N/A	N/A	N/A	N/A	N/A	No	No	0	0	0	0	No	No	No	No	No	No	No
B19194	Redwood Village/Rolando Park Improv 2(W)	N/A	N/A	N/A	N/A	N/A	No	No	0	0	0	0	No	No	No	No	No	No	No
B20023	La Jolla Improv 3 (W)	N/A	N/A	N/A	N/A	N/A	No	No	0	0	0	0	No	No	No	No	No	No	No
B18183	Accelerated Sewer Referral Group 847	N/A	N/A	N/A	N/A	N/A	No	No	0	0	0	0	No	No	No	No	No	No	No
B15030	Redwood Village Standpipe Main Replcm.	N/A	N/A	N/A	N/A	N/A	No	No	0	0	0	0	No	No	No	No	No	No	No
B20099	Allied Gardens Improv 3 (P)	N/A	N/A	N/A	N/A	N/A	No	No	0	0	0	0	No	No	No	No	No	No	No
B20100	Allied Gardens Improve 3 (W)	N/A	N/A	N/A	N/A	N/A	No	No	0	0	0	0	No	No	No	No	No	No	No
B20101	Allied Gardens Improve 3 (S)	N/A	N/A	N/A	N/A	N/A	No	No	0	0	0	0	No	No	No	No	No	No	No
B22006	Skyline Improv 1 (S)	N/A	N/A	N/A	N/A	N/A	No	No	0	0	0	0	No	No	No	No	No	No	No
B22072	Midway District Improv 2 (W)	N/A	N/A	N/A	N/A	N/A	No	No	0	0	0	0	No	No	No	No	No	No	No

B22073	Midway District Improv 2 (S)	N/A	N/A	N/A	N/A	N/A	No	No	0	0	0	0	No	No	No	No	No	No	No
B15101	Storm Drain Group 1023	N/A	N/A	N/A	N/A	N/A	No	No	0	0	0	0	No	No	No	No	No	No	No
B23018	Asphalt Overlay 2201 (SS)	N/A	N/A	N/A	N/A	N/A	No	No	0	0	0	0	No	No	No	No	No	No	No
B23094	AC Water & Sewer Group 1036 (P)	N/A	N/A	N/A	N/A	TBD	No	No	0	0	0	0	No	No	No	No	No	No	No
B23089	ACC Sewer Group 851 (BL)	N/A	N/A	N/A	N/A	No	No	No	0	0	0	0	No	No	No	No	No	No	No
B24047	Citywide Referral Replace 3 (S)	N/A	N/A	N/A	N/A	N/A	No	No	0	0	0	0	No	No	No	No	No	No	No
B25003	AC Overlay Group 2503	N/A	N/A	N/A	N/A	N/A	No	No	0	0	0	0	No	No	No	No	No	No	No
B24045	Citywide Referral Replace 2 (S)	N/A	N/A	N/A	N/A	N/A	No	No	0	0	0	0	No	No	No	No	No	No	No
B25011	Accelerated Sewer Referral Group 851 (P)	N/A	N/A	N/A	N/A	N/A	No	No	0	0	0	0	No	No	No	No	No	No	No
B25071	Redwood Village Standpipe Repl (P)	N/A	N/A	N/A	N/A	N/A	No	No	0	0	0	0	No	No	No	No	No	No	No
S12011	69th & Mohawk Pump Station	N/A	N/A	N/A	N/A	N/A	No	No	0	0	0	0	No	No	No	No	No	No	No
B19068	City Heights Pool Reconstruction	N/A	N/A	N/A	N/A	N/A	No	No	0	0	0	0	No	No	No	No	No	No	No
21005173	Lower Otay Outlet Tower Repairs	N/A	N/A	N/A	N/A	N/A	No	No	0	0	0	0	No	No	No	No	No	No	No
B21053	Otay WTP Raw Water P5 Slope Restoration	N/A	N/A	N/A	N/A	N/A	No	No	0	0	0	0	No	No	No	No	No	No	No
21005326	Barrett Dam Bridge Deck Repairs	N/A	N/A	N/A	CRSD Flooding	N/A	No	No	0	0	0	0	No	No	No	No	No	No	No
21005393	El Capitan Dam Spillway Vegetation Removal	N/A	N/A	Local Water Supply	N/A	N/A	No	No	0	0	0	0	No	No	No	No	No	No	No
S24002	Barret Dam Outlet Bulkhead & Drawdown	N/A	N/A	N/A	N/A	N/A	No	No	0	0	0	0	No	No	No	No	No	No	No
S24003	Lower Otay Dam Outlet Improvements	N/A	N/A	N/A	N/A	N/A	No	No	0	0	0	0	No	No	No	No	No	No	No
S24001	Morena Dam Upstream Face Replacement	N/A	N/A	N/A	N/A	N/A	No	No	0	0	0	0	No	No	No	No	No	No	No
B24005	El Capitan Dam Spillway Slope Stability	N/A	N/A	Local Water Supply	N/A	N/A	No	No	0	0	0	0	No	No	No	No	No	No	No
S11021	University Ave Pipeline Replacement	N/A	N/A	N/A	N/A	N/A	No	No	0	0	0	0	No	No	No	No	No	No	No
B18013	AC Water Group 1039	N/A	N/A	N/A	N/A	N/A	No	No	0	0	0	0	No	No	No	No	No	No	No
B16158	Otay 2nd Pipeline Phase 3	N/A	N/A	N/A	N/A	N/A	No	No	0	0	0	0	No	No	No	No	No	No	No
B00433	Mission Center Canyon C Swr	N/A	N/A	N/A	N/A	N/A	No	No	0	0	0	0	No	No	No	No	No	No	No
B17152	Torrey Pines G-Repr Storm Drain Outfall	N/A	N/A	N/A	CRSD Sea Level Rise	N/A	No	No	0	0	0	0	No	No	No	No	No	No	No
S18006	Harbor Drive Trunk Sewer	N/A	N/A	N/A	N/A	N/A	No	No	0	0	0	0	No	No	No	No	No	No	No
B20002	STORM WATER DIVERSION AT THE SBWRP	N/A	N/A	N/A	N/A	N/A	No	No	0	0	0	0	No	No	No	No	No	No	No
B19066	SBWRP Variable Frequency Drive Repl	N/A	N/A	N/A	N/A	No	No	No	0	0	0	0	No	No	No	No	No	No	No
B20015	Miramar Valves Replacement	N/A	N/A	N/A	N/A	N/A	No	No	0	0	0	0	No	No	No	No	No	No	No
B19138	Sewer Group 1039	N/A	N/A	N/A	N/A	N/A	No	No	0	0	0	0	No	No	No	No	No	No	No
B20123	Gateway Hills Pump Station	N/A	N/A	N/A	N/A	N/A	No	No	0	0	0	0	No	No	No	No	No	No	No
B20137	PLWTP Scum Injection Concentrators Impro	N/A	N/A	N/A	N/A	N/A	No	No	0	0	0	0	No	No	No	No	No	No	No
B21108	San Carlos Reservoir Replacement	N/A	N/A	N/A	N/A	N/A	No	No	0	0	0	0	No	No	No	No	No	No	No
B22032	PQPS VFD Replacement Project	N/A	N/A	N/A	N/A	N/A	No	No	0	0	0	0	No	No	No	No	No	No	No
B22035	PQPS Gas Sensor Replacement	N/A	N/A	N/A	N/A	N/A	No	No	0	0	0	0	No	No	No	No	No	No	No
B23075	Miramar Valve No2 Replacement	N/A	N/A	N/A	N/A	N/A	No	No	0	0	0	0	No	No	No	No	No	No	No
B23083	Cabrillo Palisades 600 Rezoning	N/A	N/A	N/A	N/A	N/A	No	No	0	0	0	0	No	No	No	No	No	No	No
21005611	Blk Mtn Reservoir Basin No. 2 Repair	N/A	N/A	N/A	N/A	N/A	No	No	0	0	0	0	No	No	No	No	No	No	No
21005530	University Heights Reservoir Roof Repair	N/A	N/A	N/A	N/A	N/A	No	No	0	0	0	0	No	No	No	No	No	No	No
S24000	Alvarado WTP Filter Gallery Piping Repl	N/A	N/A	Local Water Supply	N/A	N/A	No	No	0	0	0	0	No	No	No	No	No	No	No
21005532	University Heights Reservoir Caretaker's Home	N/A	N/A	N/A	N/A	N/A	No	No	0	0	0	0	No	No	No	No	No	No	No
B23051	Alvarado WTP Chemical Piping Repl	N/A	N/A	N/A	N/A	N/A	No	No	0	0	0	0	No	No	No	No	No	No	No
S11024	Miramar Clearwell Improvements	N/A	Photovoltaic (PV) System	Local Water Supply	N/A	N/A	No	No	0	0	0	0	No	No	No	No	No	No	No
S11026	Montezuma PPL/Mid City Pipeline Ph 2	N/A	N/A	N/A	N/A	N/A	No	No	0	0	0	0	No	No	No	No	No	No	No
S12016	Otay 1st/2nd PPL West of Highland Avenue	N/A	N/A	N/A	N/A	N/A	No	No	0	0	0	0	No	No	No	No	No	No	No
B16023	Remaining Small Diameter CI Water Ph2	N/A	N/A	N/A	N/A	N/A	No	No	0	0	0	0	No	No	No	No	No	No	No
B17005	Murphy Canyon Trunk Sewer Repair/Rehab	N/A	N/A	N/A	N/A	N/A	No	No	0	0	0	0	No	No	No	No	No	No	No
B17091	Remaining Small Diameter CI Water Ph 3	N/A	N/A	N/A	N/A	N/A	No	No	0	0	0	0	No	No	No	No	No	No	No
B16165	MBC Cooling Water System Chiller Upgrade	N/A	N/A	N/A	N/A	N/A	No	No	0	0	0	0	No	No	No	No	No	No	No
B16017	Pressure Reducing Stations Upgrades Phs1	N/A	N/A	N/A	N/A	N/A	No	No	0	0	0	0	No	No	No	No	No	No	No

B19197	STORM DRAIN DIVERSION AT THE MBC	N/A	N/A	N/A	N/A	N/A	No	No	0	0	0	0	No	No	No	No	No	No	No
B20121	MBC Gas Detect Syst Replace	N/A	N/A	N/A	N/A	N/A	No	No	0	0	0	0	No	No	No	No	No	No	No
B20122	SBWRP Reverse Osmosis System	N/A	N/A	N/A	N/A	N/A	No	No	0	0	0	0	No	No	No	No	No	No	No
B21148	MBC Gallery Pipeline Replacement	N/A	N/A	N/A	N/A	N/A	No	No	0	0	0	0	No	No	No	No	No	No	No
B21124	Otay 1st/2nd PPL West of Highland (P)	N/A	N/A	N/A	N/A	N/A	No	No	0	0	0	0	No	No	No	No	No	No	No
B22143	Remaining Small Diameter CI Water Ph2(P)	N/A	N/A	N/A	N/A	N/A	No	No	0	0	0	0	No	No	No	No	No	No	No
B21130	Alvarado WTP Area 40 Sludge PS	N/A	N/A	N/A	N/A	N/A	No	No	0	0	0	0	No	No	No	No	No	No	No
B24001	Montezuma PPL/Mid-City Pipeline Ph 2 (P)	N/A	N/A	N/A	N/A	N/A	No	No	0	0	0	0	No	No	No	No	No	No	No
B11024	La Jolla Country Club Reservoir	N/A	N/A	N/A	N/A	n/a	No	No	0	0	0	0	No	No	No	No	No	No	No
B14092	Otay 2nd Pipeline Phase 1	N/A	N/A	N/A	N/A	N/A	No	No	0	0	0	0	No	No	No	No	No	No	No
B11072	Soledad Pump Station Upgrade	N/A	N/A	N/A	N/A	N/A	No	No	0	0	0	0	No	No	No	No	No	No	No
B17087	Clairemont Mesa Sewer Pipe Replacement	N/A	N/A	N/A	N/A	N/A	No	No	0	0	0	0	No	No	No	No	No	No	No
B17082	Lakeside Valve Station Replacement	N/A	Photovoltaic (PV) System	N/A	N/A	N/A	No	No	0	0	0	0	Yes	Yes	No	Yes	No	No	No
S10008	El Monte Pipeline No. 2	N/A	N/A	N/A	N/A	N/A	No	No	0	0	0	0	No	No	No	No	No	No	No
B19166	AC Water and Sewer Group 1052A (W)	N/A	N/A	N/A	N/A	N/A	No	No	0	0	0	0	No	No	No	No	No	No	No
B19169	AC Water & Sewer Group 1052A (S)	N/A	N/A	N/A	N/A	N/A	No	No	0	0	0	0	No	No	No	No	No	No	No
S20001	Otay 2nd Pipeline Phase 4	N/A	N/A	N/A	N/A	N/A	No	No	0	0	0	0	No	No	No	No	No	No	No
B21109	San Carlos Interconnect Trans Pipeline	N/A	N/A	N/A	N/A	N/A	No	No	0	0	0	0	No	No	No	No	No	No	No
L24000.2	Pump Station 2 Improvement and Modernization	N/A	N/A	N/A	N/A	N/A	No	No	0	0	0	0	No	No	No	No	No	No	No
B22093	Golden Hill Improv 2 (W)	N/A	N/A	N/A	N/A	N/A	No	No	0	0	0	0	No	No	No	No	No	No	No
B22091	Golden Hill Improv 2 (S)	N/A	N/A	N/A	N/A	N/A	No	No	0	0	0	0	No	No	No	No	No	No	No
B21067	Dams & Reservoirs Security Improvements	N/A	N/A	N/A	N/A	N/A	No	No	0	0	0	0	No	No	No	No	No	No	No
B16093	Clairemont Mesa SD Repl (Southeast)	N/A	N/A	N/A	N/A	N/A	No	No	0	0	0	0	No	No	No	No	No	No	No
S22001	North/South Metro Interceptors Rehab	N/A	N/A	N/A	N/A	N/A	No	No	0	0	0	0	No	No	No	No	No	No	No
B24090	North/South Metro Metro Intercep Manhole Rehab	N/A	N/A	N/A	N/A	N/A	No	No	0	0	0	0	No	No	No	No	No	No	No
L24004.1	Kearny Mesa Trunk Sewer Phase 1	N/A	N/A	N/A	N/A	N/A	No	No	0	0	0	0	No	No	No	No	No	No	No
B24113	PLWTP Sludge Pump Replacement	N/A	N/A	N/A	N/A	N/A	No	No	0	0	0	0	No	No	No	No	No	No	No
B23050	Pressure Reducing Stations Upgrades 2A	N/A	N/A	N/A	N/A	N/A	No	No	0	0	0	0	No	No	No	No	No	No	No
B24124	Pump Station D Outfall Improvements	N/A	N/A	N/A	CRSD Flooding	N/A	No	No	0	0	0	0	No	No	No	No	No	No	No
L24000.1	Pump Station 1 Improvements and Modernization	N/A	N/A	N/A	N/A	N/A	No	No	0	0	0	0	No	No	No	No	No	No	No
B25065	PLWTP Headworks	N/A	N/A	N/A	N/A	NA	No	No	0	0	0	0	No	No	No	No	No	No	No
30008009	MBC Odor Control Fan Replacement	N/A	N/A	N/A	N/A	N/A	No	No	0	0	0	0	No	No	No	No	No	No	No
21005860	PLWTP Boilers 1-3 Repairs and Controls Upgrade	N/A	N/A	N/A	N/A	N/A	No	No	0	0	0	0	No	No	No	No	No	No	No
30007967	Alvarado Lab Air Handling Unit Retrofit	N/A	N/A	N/A	N/A	N/A	No	No	0	0	0	0	No	No	No	No	No	No	No
B21084	Otay 2nd Pipeline Phase 1 (P)	N/A	N/A	N/A	N/A	N/A	No	No	0	0	0	0	No	No	No	No	No	No	No
B23082	Eagle Ridge PS Replacement	N/A	N/A	N/A	N/A	N/A	No	No	0	0	0	0	No	No	No	No	No	No	No
B24059	AC Water & Sewer Group 1052A (P)	N/A	N/A	N/A	N/A	N/A	No	No	0	0	0	0	No	No	No	No	No	No	No
B24099	San Vicente Pipelines Improvements	N/A	N/A	N/A	N/A	N/A	No	No	0	0	0	0	No	No	No	No	No	No	No
S21004	Rancho Bernardo Industrial Pump Strn Repl	N/A	N/A	N/A	N/A	N/A	No	No	0	0	0	0	No	No	No	No	No	Yes	Yes
B17119	Pump Station D Component Upgrade	N/A	N/A	N/A	N/A	n/a	No	No	0	0	0	0	No	No	No	No	No	Yes	Yes
S12012	Gelo & Woodman Pump Station	N/A	N/A	N/A	N/A	N/A	No	No	0	0	0	0	No	No	No	No	No	Yes	Yes
B24031	Midtown Improv 1 (S)	N/A	N/A	N/A	N/A	N/A	No	No	0	0	0	0	No	No	No	No	No	No	No
B24032	Midtown Improv 1 (W)	N/A	N/A	N/A	N/A	N/A	No	No	0	0	0	0	No	No	No	No	No	No	No
B25037	South Park Improv 1 (S)	N/A	N/A	N/A	N/A	N/A	No	No	0	0	0	TBD	No	No	No	No	No	No	No
B25038	South Park Improv 1 (W)	N/A	N/A	N/A	N/A	N/A	No	No	0	0	0	TBD	No	No	No	No	No	No	No
P19007	Airway Road Improvements	N/A	N/A	Tree Canopy	CRSD Flooding	N/A	No	No	0	0	0	0	No	No	No	No	No	No	No
B25073	Cast Iron Pipeline Replacement 1 (W)	N/A	N/A	N/A	N/A	N/A	No	No	0	0	0	0	No	No	No	No	No	No	No
P26001	El Cajon/Park/Normal Feasibility Study	N/A	N/A	Tree Canopy	CRSD Heat	N/A	No	No	TBD	TBD	TBD	TBD	No	No	No	No	No	No	No
P19006	Siempre Viva Road Improvements	N/A	N/A	N/A	N/A	N/A	No	No	0	0	0	0	No	No	No	No	No	No	No
P25002	Chollas Lake Drainage Study	N/A	N/A	N/A	N/A	N/A	No	No	0	0	0	0	No	No	No	No	No	No	No

B18089	AC Water & Sewer Group 1049 (W)	N/A	N/A	N/A	N/A	N/A	No	No	0	0	0	0	No	No	No	No	No	No	No
B18193	Sewer & AC Water Group 1058 (W)	N/A	N/A	N/A	N/A	N/A	No	No	0	0	0	0	No	No	No	No	No	No	No
B18191	Sewer & AC Water Group 1058 (S)	N/A	N/A	N/A	N/A	N/A	No	No	0	0	0	0	No	No	No	No	No	No	No
B19083	Allied Gardens Improv 1 (W)	N/A	N/A	N/A	N/A	N/A	No	No	0	0	0	0	No	No	No	No	No	No	No
B19082	Allied Gardens Improv 1 (S)	N/A	N/A	N/A	N/A	N/A	No	No	0	0	0	0	No	No	No	No	No	No	No
B19033	Hillcrest Improv 1 (S)	N/A	N/A	N/A	N/A	N/A	No	No	0	0	0	0	No	No	No	No	No	No	No
B19119	AC Water & Sewer Group 1054A (W)	N/A	N/A	N/A	N/A	N/A	No	No	0	0	0	0	No	No	No	No	No	No	No
B19121	AC Water & Sewer Group 1054A (S)	N/A	N/A	N/A	N/A	N/A	No	No	0	0	0	0	No	No	No	No	No	No	No
B19034	Hillcrest Improv 1 (W)	N/A	N/A	N/A	N/A	N/A	No	No	0	0	0	0	No	No	No	No	No	No	No
B19149	College West Improv 2 (W)	N/A	N/A	N/A	N/A	N/A	No	No	0	0	0	0	No	No	No	No	No	No	No
B19153	College West Improv 2 (S)	N/A	N/A	N/A	N/A	N/A	No	No	0	0	0	0	No	No	No	No	No	No	No
B19199	AC Water Group 1023A	N/A	N/A	N/A	N/A	N/A	No	No	0	0	0	0	No	No	No	No	No	No	No
B19189	Allied Gardens Improv 2 (S)	N/A	N/A	N/A	N/A	N/A	No	No	0	0	0	0	No	No	No	No	No	No	No
B19190	Allied Gardens Improv 2 (W)	N/A	N/A	N/A	N/A	N/A	No	No	0	0	0	0	No	No	No	No	No	No	No
B18097	AC Water & Sewer Group 1049 (S)	N/A	N/A	N/A	N/A	N/A	No	No	0	0	0	0	No	No	No	No	No	No	No
B20028	Stockton Improv 1 (S)	N/A	N/A	N/A	N/A	N/A	No	No	0	0	0	0	No	No	No	No	No	No	No
B20030	Stockton Improv 1 (W)	N/A	N/A	N/A	N/A	N/A	No	No	0	0	0	0	No	No	No	No	No	No	No
B19024	Bay Park Improv1 (S)	N/A	N/A	N/A	N/A	N/A	No	No	0	0	0	0	No	No	No	No	No	No	No
B19027	Bay Park Improv 1 (W)	N/A	N/A	N/A	N/A	N/A	No	No	0	0	0	0	No	No	No	No	No	No	No
B20009	Bay Park Improv 2 (W)	N/A	N/A	N/A	N/A	N/A	No	No	0	0	0	0	No	No	No	No	No	No	No
B20007	Bay Park Improv 2 (S)	N/A	N/A	N/A	N/A	N/A	No	No	0	0	0	0	No	No	No	No	No	No	No
B20034	Clairemont Mesa East Improv 4 (S)	N/A	N/A	N/A	N/A	N/A	No	No	0	0	0	0	No	No	No	No	No	No	No
B20102	El Cerrito Improv 1 (W)	N/A	N/A	N/A	N/A	N/A	No	No	0	0	0	0	No	No	No	No	No	No	No
B20103	El Cerrito Improv 1 (S)	N/A	N/A	N/A	N/A	N/A	No	No	0	0	0	0	No	No	No	No	No	No	No
B18194	AC Water & Sewer Group 1057 (S)	N/A	N/A	N/A	N/A	N/A	No	No	0	0	0	0	No	No	No	No	No	No	No
B18195	AC Water & Sewer Group 1057 (W)	N/A	N/A	N/A	N/A	N/A	No	No	0	0	0	0	No	No	No	No	No	No	No
B20094	Nestor Improv 1 (S)	N/A	N/A	N/A	N/A	N/A	No	No	0	0	0	0	No	No	No	No	No	No	No
B20084	College West Improv 3 (W)	N/A	N/A	N/A	N/A	N/A	No	No	0	0	0	0	No	No	No	No	No	No	No
B20085	College West Improv 3 (S)	N/A	N/A	N/A	N/A	N/A	No	No	0	0	0	0	No	No	No	No	No	No	No
B20127	Valencia Park Improv 1 (W)	N/A	N/A	N/A	CRSD Flooding	N/A	No	No	0	0	0	0	No	No	No	No	No	No	No
B20131	Valencia Park Improv 1 (S)	N/A	N/A	N/A	CRSD Flooding	N/A	No	No	0	0	0	0	No	No	No	No	No	No	No
B20128	Morena Improv 2 (w)	N/A	N/A	N/A	N/A	N/A	No	No	0	0	0	0	No	No	No	No	No	No	No
B20133	Morena Improv 2 (s)	N/A	N/A	N/A	N/A	N/A	No	No	0	0	0	0	No	No	No	No	No	No	No
S21000	Otay 2nd Pipeline St Replacement Ph 5	N/A	N/A	N/A	N/A	N/A	No	No	0	0	0	0	No	No	No	No	No	No	No
B20149	Mountain View Improv 1 (S)	N/A	N/A	N/A	N/A	N/A	No	No	0	0	0	0	No	No	No	No	No	No	No
B21022	Del Mar Heights Improvements 1 (S)	N/A	N/A	N/A	N/A	N/A	No	No	0	0	0	0	No	No	No	No	No	No	No
B21023	Del Mar Heights Improvements 1 (W)	N/A	N/A	N/A	N/A	N/A	No	No	0	0	0	0	No	No	No	No	No	No	No
B21046	Golden Hill Improv 1 (S)	N/A	N/A	N/A	N/A	N/A	No	No	0	0	0	0	No	No	No	No	No	No	No
B21047	Golden Hill Improv 1 (W)	N/A	N/A	N/A	N/A	N/A	No	No	0	0	0	0	No	No	No	No	No	No	No
B21027	North Park Improv 1 (w)	N/A	N/A	N/A	N/A	N/A	No	No	0	0	0	0	No	No	No	No	No	No	No
B21026	North Park Improv 1 (s)	N/A	N/A	N/A	N/A	N/A	No	No	0	0	0	0	No	No	No	No	No	No	No
B21045	Torrey Pines Improv 1 (S)	N/A	N/A	N/A	N/A	N/A	No	No	0	0	0	0	No	No	No	No	No	No	No
B21073	Mount Hope Improv 2 (s)	N/A	N/A	N/A	N/A	N/A	No	No	0	0	0	0	No	No	No	No	No	No	No
B21074	Mount Hope Improv 2 (w)	N/A	N/A	N/A	N/A	N/A	No	No	0	0	0	0	No	No	No	No	No	No	No
B21098	Valencia Park Improv 5 (S)	N/A	N/A	N/A	N/A	N/A	No	No	0	0	0	0	No	No	No	No	No	No	No
B21096	Valencia Park Improv 4 (S)	N/A	N/A	N/A	N/A	N/A	No	No	0	0	0	0	No	No	No	No	No	No	No
B21097	Valencia Park Improv 4 (W)	N/A	N/A	N/A	N/A	N/A	No	No	0	0	0	0	No	No	No	No	No	No	No
B21095	Mission Center Canyon D Sewer Main Repl	N/A	N/A	N/A	N/A	N/A	No	No	0	0	0	0	No	No	No	No	No	No	No
B18085	Pipeline Rehabilitation AP-1a	N/A	N/A	N/A	N/A	N/A	No	No	0	0	0	0	No	No	No	No	No	No	No
B22003	Ocean Beach Improv 1 (W)	N/A	N/A	N/A	N/A	N/A	No	No	0	0	0	0	No	No	No	No	No	No	No



B22004	Ocean Beach Improv 1 (S)	N/A	N/A	N/A	N/A	N/A	No	No	0	0	0	0	No	No	No	No	No	No	No
B22019	Azalea Park Improv 2 (W)	N/A	N/A	N/A	N/A	N/A	No	No	0	0	0	0	No	No	No	No	No	No	No
B22017	San Vicente Drainage Improvements	N/A	N/A	Local Water Supply	CRSD Flooding	N/A	No	No	0	0	0	0	No	No	No	No	No	No	No
B21146	Sewer & AC Water Group 1032A (w)	N/A	N/A	N/A	N/A	N/A	No	No	0	0	0	0	No	No	No	No	No	No	No
B21145	Sewer & AC Water Group 1032A (s)	N/A	N/A	N/A	N/A	N/A	No	No	0	0	0	0	No	No	No	No	No	No	No
B22090	Adams North Improv 2 (W)	N/A	N/A	N/A	N/A	N/A	No	No	0	0	0	0	No	No	No	No	No	No	No
B22094	Adams North Improv 2 (S)	N/A	N/A	N/A	N/A	N/A	No	No	0	0	0	0	No	No	No	No	No	No	No
B22151	Paradise Hills Pipeline Replacement	N/A	N/A	N/A	N/A	N/A	No	No	0	0	0	0	No	No	No	No	No	No	No
B24039	University Heights Improv 2 (S)	N/A	N/A	N/A	N/A	N/A	No	No	0	0	0	0	No	No	No	No	No	No	No
B21048	Normal Heights Improv 1 (S)	N/A	N/A	N/A	N/A	N/A	No	No	0	0	0	0	No	No	No	No	No	No	No
B21049	Normal Heights Improv 1 (W)	N/A	N/A	N/A	N/A	N/A	No	No	0	0	0	0	No	No	No	No	No	No	No
B23009	Jamacha Lomita Improv 2 (S)	N/A	N/A	N/A	N/A	N/A	No	No	0	0	0	0	No	No	No	No	No	No	No
B22070	Point Loma Heights Improv 1 (W)	N/A	N/A	N/A	N/A	N/A	No	No	0	0	0	0	No	No	No	No	No	No	No
B22071	Point Loma Heights Improv 1 (S)	N/A	N/A	N/A	N/A	N/A	No	No	0	0	0	0	No	No	No	No	No	No	No
B22113	Skyline Improv 2 (S)	N/A	N/A	N/A	N/A	N/A	No	No	0	0	0	0	No	No	No	No	No	No	No
B22114	Skyline Improv 2 (W)	N/A	N/A	N/A	N/A	N/A	No	No	0	0	0	0	No	No	No	No	No	No	No
B23010	Jamacha Lomita Improv 2 (W)	N/A	N/A	N/A	N/A	N/A	No	No	0	0	0	0	No	No	No	No	No	No	No
B23005	Park West Improv 1 (S)	N/A	N/A	N/A	N/A	N/A	No	No	0	0	0	0	No	No	No	No	No	No	No
B23006	Park West Improv 1 (W)	N/A	N/A	N/A	N/A	N/A	No	No	0	0	0	0	No	No	No	No	No	No	No
B23034	Shelltown Improv 1 (S)	N/A	N/A	N/A	N/A	N/A	No	No	0	0	0	0	No	No	No	No	No	No	No
B23035	Shelltown Improv 1 (W)	N/A	N/A	N/A	N/A	N/A	No	No	0	0	0	0	No	No	No	No	No	No	No
B23007	Point Loma Heights Improv 2 (S)	N/A	N/A	N/A	N/A	N/A	No	No	0	0	0	0	No	No	No	No	No	No	No
B23008	Point Loma Heights Improv 2 (W)	N/A	N/A	N/A	N/A	N/A	No	No	0	0	0	0	No	No	No	No	No	No	No
B22076	Hillcrest Improv 2 (S)	N/A	N/A	N/A	N/A	N/A	No	No	0	0	0	0	No	No	No	No	No	No	No
B23032	North Park Improv 3 (S)	N/A	N/A	N/A	N/A	N/A	No	No	0	0	0	0	No	No	No	No	No	No	No
B23033	North Park Improv 3 (W)	N/A	N/A	N/A	N/A	N/A	No	No	0	0	0	0	No	No	No	No	No	No	No
B23065	University Heights Improv 1 (S)	N/A	N/A	N/A	N/A	N/A	No	No	0	0	0	0	No	No	No	No	No	No	No
B23066	University Heights Improv 1 (W)	N/A	N/A	N/A	N/A	N/A	No	No	0	0	0	0	No	No	No	No	No	No	No
B23057	La Playa Improv 1 (S)	N/A	N/A	N/A	N/A	N/A	No	No	0	0	0	0	No	No	No	No	No	No	No
B23058	La Playa Improv 1 (W)	N/A	N/A	N/A	N/A	N/A	No	No	0	0	0	0	No	No	No	No	No	No	No
B20125	East Village Improv 1 (W)	N/A	N/A	N/A	N/A	N/A	No	No	0	0	0	0	No	No	No	No	No	No	No
B20134	East Village Improv 1 (S)	N/A	N/A	N/A	N/A	N/A	No	No	0	0	0	0	No	No	No	No	No	No	No
B23039	Midway District Improv 3 (S)	N/A	N/A	N/A	N/A	N/A	No	No	0	0	0	0	No	No	No	No	No	No	No
B24046	Paradise Hills Improv 3 (W)	N/A	N/A	N/A	N/A	N/A	No	No	0	0	0	0	No	No	No	No	No	No	No
B24035	Castle Improv 1 (S)	N/A	N/A	N/A	N/A	N/A	No	No	0	0	0	0	No	No	No	No	No	No	No
B24036	Castle Improv 1 (W)	N/A	N/A	N/A	N/A	N/A	No	No	0	0	0	0	No	No	No	No	No	No	No
B24037	Oak Park Improv 3 (S)	N/A	N/A	N/A	N/A	N/A	No	No	0	0	0	0	No	No	No	No	No	No	No
B24038	Oak Park Improv 3 (W)	N/A	N/A	N/A	N/A	N/A	No	No	0	0	0	0	No	No	No	No	No	No	No
B23072	Cortez Improv 1 (S)	N/A	N/A	N/A	N/A	N/A	No	No	0	0	0	0	No	No	No	No	No	No	No
B23073	Cortez Improv 1 (W)	N/A	N/A	N/A	N/A	N/A	No	No	0	0	0	0	No	No	No	No	No	No	No
B23111	Scripps Ranch Improv 2 (S)	N/A	N/A	N/A	N/A	N/A	No	No	0	0	0	0	No	No	No	No	No	No	No
B24070	Valencia Park Improv 6 (S)	N/A	N/A	N/A	N/A	N/A	No	No	0	0	0	0	No	No	No	No	No	No	No
B24071	Valencia Park Improv 6 (W)	N/A	N/A	N/A	N/A	N/A	No	No	0	0	0	0	No	No	No	No	No	No	No
B24033	North Park Improv 4 (S)	N/A	N/A	N/A	N/A	N/A	No	No	0	0	0	0	No	No	No	No	No	No	No
B24051	Otay Mesa West Improv 1 (S)	N/A	N/A	N/A	N/A	N/A	No	No	0	0	0	0	No	No	No	No	No	No	No
B23040	Midway District Improv 3 (W)	N/A	N/A	N/A	N/A	N/A	No	No	0	0	0	0	No	No	No	No	No	No	No
B22136	La Jolla Improv 4 (S)	N/A	N/A	N/A	N/A	N/A	No	No	0	0	0	0	No	No	No	No	No	No	No
B22137	La Jolla Improv 4 (W)	N/A	N/A	N/A	N/A	N/A	No	No	0	0	0	0	No	No	No	No	No	No	No
B24056	Ridgeview Webster Improv 1 (S)	N/A	N/A	N/A	N/A	N/A	No	No	0	0	0	0	No	No	No	No	No	No	No
B24057	Ridgeview Webster Improv 1 (W)	N/A	N/A	N/A	N/A	N/A	No	No	0	0	0	0	No	No	No	No	No	No	No

B24044	Paradise Hills Improv 2 (W)	N/A	N/A	N/A	N/A	N/A	No	No	0	0	0	0	No	No	No	No	No	No	No
B18111	Sewer & AC Water Group 1037 (S)	N/A	N/A	N/A	N/A	N/A	No	No	0	0	0	0	No	No	No	No	No	No	No
B18114	Sewer & AC Water Group 1037 (W)	N/A	N/A	N/A	N/A	N/A	No	No	0	0	0	0	No	No	No	No	No	No	No
B24097	University Heights Improv 1A (S)	N/A	N/A	N/A	N/A	N/A	No	No	0	0	0	0	No	No	No	No	No	No	No
B24034	North Park Improv 4 (W)	N/A	N/A	N/A	N/A	N/A	No	No	0	0	0	0	No	No	No	No	No	No	No
B20036	Corridor Improv 1 (S)	N/A	N/A	N/A	N/A	N/A	No	No	0	0	0	0	No	No	No	No	No	No	No
B20037	Corridor Improv 1 (W)	N/A	N/A	N/A	N/A	N/A	No	No	0	0	0	0	No	No	No	No	No	No	No
B24041	Bay Terraces Improv 2 (S)	N/A	N/A	N/A	N/A	N/A	No	No	0	0	0	0	No	No	No	No	No	No	No
B24042	Bay Terraces Improv 2 (W)	N/A	N/A	N/A	N/A	N/A	No	No	0	0	0	0	No	No	No	No	No	No	No
B24055	University City Improv 3 (S)	N/A	N/A	N/A	N/A	N/A	No	No	0	0	0	0	No	No	No	No	No	No	No
B24048	Point Loma Heights Improv 3 (W)	N/A	N/A	N/A	N/A	N/A	No	No	0	0	0	0	No	No	No	No	No	No	No
B24127	Pressure Reducing Stations Upgrades 2b	N/A	N/A	N/A	N/A	N/A	No	No	0	0	0	0	No	No	No	No	No	No	No
B25005	AC Overlay Group 2505	N/A	N/A	N/A	N/A	N/A	No	No	0	0	0	0	No	No	No	No	No	No	No
B25006	AC Overlay Group 2506	N/A	N/A	N/A	N/A	N/A	No	No	0	0	0	0	No	No	No	No	No	No	No
B25059	AC Overlay Group 2524	N/A	N/A	N/A	N/A	N/A	No	No	0	0	0	0	No	No	No	No	No	No	No
B25056	AC Overlay Group 2518	N/A	N/A	N/A	N/A	N/A	No	No	0	0	0	0	No	No	No	No	No	No	No
B25057	AC Overlay Group 2522	N/A	N/A	N/A	N/A	N/A	No	No	0	0	0	0	No	No	No	No	No	No	No
B25058	AC Overlay Group 2523	N/A	N/A	N/A	N/A	N/A	No	No	0	0	0	0	No	No	No	No	No	No	No
B25053	AC Overlay Group 2515	N/A	N/A	N/A	N/A	N/A	No	No	0	0	0	0	No	No	No	No	No	No	No
B24053	Linda Vista Improv 1 (S)	N/A	N/A	N/A	N/A	N/A	No	No	0	0	0	0	No	No	No	No	No	No	No
B24052	Terralta West Improv 1 (S)	N/A	N/A	N/A	N/A	N/A	No	No	0	0	0	0	No	No	No	No	No	No	No
B25054	AC Overlay Group 2516	N/A	N/A	N/A	N/A	N/A	No	No	0	0	0	0	No	No	No	No	No	No	No
B25055	AC Overlay Group 2517	N/A	N/A	N/A	N/A	N/A	No	No	0	0	0	0	No	No	No	No	No	No	No
B19148	College West Improv 1 (W)	N/A	N/A	N/A	N/A	N/A	No	No	0	0	0	0	No	No	No	No	No	No	No
B24121	Pressure Reducing Stations Upgrades 4	N/A	N/A	N/A	N/A	N/A	No	No	0	0	0	0	No	No	No	No	No	No	No
B24050	Emerald Hills Improv 1 (W)	N/A	N/A	N/A	N/A	N/A	No	No	0	0	0	0	No	No	No	No	No	No	No
B19152	College West Improv 1 (S)	N/A	N/A	N/A	N/A	N/A	No	No	0	0	0	0	No	No	No	No	No	No	No
B24133	Pressure Reducing Stations Upgrades 5	N/A	N/A	N/A	N/A	N/A	No	No	0	0	0	0	No	No	No	No	No	No	No
B24029	Hillcrest Improv 4 (S)	N/A	N/A	N/A	N/A	N/A	No	No	0	0	0	0	No	No	No	No	No	No	No
B24030	Hillcrest Improv 4 (W)	N/A	N/A	N/A	N/A	N/A	No	No	0	0	0	0	No	No	No	No	No	No	No
B20047	Stockton Improv 2 (W)	N/A	N/A	N/A	N/A	N/A	No	No	0	0	0	0	No	No	No	No	No	No	No
B20048	Stockton Improv 2 (S)	N/A	N/A	N/A	N/A	N/A	No	No	0	0	0	0	No	No	No	No	No	No	No
B23048	Emerald Hills Improv 1(S)	N/A	N/A	N/A	N/A	N/A	No	No	0	0	0	0	No	No	No	No	No	No	No
B24049	Kensington Improv 2 (S)	N/A	N/A	N/A	N/A	N/A	No	No	0	0	0	0	No	No	No	No	No	No	No
B24040	University Heights Improv 2 (W)	N/A	N/A	N/A	N/A	N/A	No	No	0	0	0	0	No	No	No	No	No	No	No
B24105	Pressure Reducing Stations Upgrades 3	N/A	N/A	N/A	N/A	N/A	No	No	0	0	0	0	No	No	No	No	No	No	No
B25042	Bay Ho Improv 4 (S)	N/A	N/A	N/A	N/A	N/A	No	No	0	0	0	0	No	No	No	No	No	No	No
B25041	La Jolla Improv 8 (W)	N/A	N/A	N/A	N/A	N/A	No	No	0	0	0	0	No	No	No	No	No	No	No
B25043	Clairemont Mesa East Improv 7 (S)	N/A	N/A	N/A	N/A	N/A	No	No	0	0	0	0	No	No	No	No	No	No	No
B25039	La Jolla Improv 7 (S)	N/A	N/A	N/A	N/A	N/A	No	No	0	0	0	0	No	No	No	No	No	No	No
B25061	Encanto Improv 3A (S)	N/A	N/A	N/A	N/A	N/A	No	No	0	0	0	0	No	No	No	No	No	No	No
B25040	La Jolla Improv 7 (W)	N/A	N/A	N/A	N/A	N/A	No	No	0	0	0	0	No	No	No	No	No	No	No
B23142	Talmadge Improv 2 (W)	N/A	N/A	N/A	N/A	N/A	No	No	0	0	0	0	No	No	No	No	No	No	No
B25092	Seminole Dr Phil Rd Imp UU630 (CS)	N/A	N/A	N/A	N/A	N/A	No	No	0	0	0	0	No	No	No	No	No	No	No
S00863	Georgia Street Bridge Improvements	N/A	N/A	N/A	N/A	N/A	No	No	0	0	0	0	No	No	No	No	No	No	No
S11022	Upas Street Pipeline Replacement	N/A	N/A	N/A	N/A	N/A	No	No	0	0	0	0	No	No	No	No	No	No	No
B17092	Otay WTP-Basin #1 Concrete Restoration	N/A	N/A	N/A	N/A	N/A	No	No	0	0	0	0	No	No	No	No	No	No	No
B18212	Pipeline Rehabilitation AY-1	N/A	N/A	N/A	N/A	N/A	No	No	0	0	0	0	No	No	No	No	No	No	No
B14100	Water Group 969	N/A	N/A	N/A	N/A	N/A	No	No	0	0	0	0	No	No	No	No	No	No	No
B15041	AC Water & Sewer Group 1011 (W)	N/A	N/A	N/A	N/A	N/A	No	No	0	0	0	0	No	No	No	No	No	No	No

B15040	AC Water & Sewer Group 1011 (S)	N/A	N/A	N/A	N/A	N/A	No	No	0	0	0	0	No	No	No	No	No	No	No
B17177	AC Water & Sewer Group 1042 (W)	N/A	N/A	N/A	N/A	N/A	No	No	0	0	0	0	No	No	No	No	No	No	No
B25088	Allied Gardens Improv 3 (BL)	N/A	N/A	N/A	N/A	N/A	No	No	0	0	0	0	No	No	No	No	No	No	No
B14069-1	Water and Sewer Group 955 (S)	N/A	N/A	N/A	N/A	N/A	No	No	0	0	0	0	No	No	No	No	No	No	No
B22009	Adobe Chapel Museum Old Town	LEED Certified	Photovoltaic (PV) System	N/A	N/A	N/A	No	No	0	0	0	0	No	No	No	No	No	No	No
B17118	PB Dr SD Imp and Wetland Restoration	N/A	N/A	N/A	CRSD Sea Level Rise	N/A	No	No	0	0	0	0	No	No	No	No	No	No	No
B23012	West Ramp Spider Hanger Rehabilitation	N/A	N/A	N/A	N/A	N/A	No	No	0	0	0	0	No	No	No	No	No	No	No
B16030	Sidewalk Replacement Group 1604	N/A	N/A	N/A	N/A	N/A	No	No	0	0	0	0	No	No	No	No	No	No	No
B19013	Sidewalk Replacement Group 1902-CM	N/A	N/A	N/A	N/A	N/A	No	No	0	0	0	0	No	No	No	No	No	No	No
B19014	Sidewalk Replacement Group 1903-SE & CH	N/A	N/A	N/A	N/A	N/A	No	No	0	0	0	0	No	No	No	No	No	No	No
B23091	Sidewalk Replacement Group 2330 - LV & N	N/A	N/A	N/A	N/A	N/A	No	No	0	0	0	0	No	No	No	No	No	No	No
B23092	Sidewalk Replacement Group 2331 - CMR, R	N/A	N/A	N/A	N/A	N/A	No	No	0	0	0	0	No	No	No	No	No	No	No
B22148	Elec Spd Signs Citywide 2201 (NSG)	N/A	N/A	N/A	N/A	N/A	No	No	0	0	0	0	Yes	Yes	No	No	No	No	No
B26004	ADA Improvement Group 2601	N/A	N/A	N/A	N/A	N/A	No	No	0	0	0	0	No	No	No	No	No	No	No
B26005	ADA Improvement Group 2602	N/A	N/A	N/A	N/A	N/A	No	No	0	0	0	0	No	No	No	No	No	No	No
B26018	ADA Improvement Group 2603	N/A	N/A	N/A	N/A	N/A	No	No	0	0	0	0	No	No	No	No	No	No	No
B16024	AC Overlay Street Paving Group 1601	N/A	N/A	N/A	N/A	N/A	No	No	0	0	0	0	No	No	No	No	No	No	No
B19007	Miramar Ranch North Paving G1	N/A	N/A	N/A	N/A	N/A	No	No	0	0	0	0	No	No	No	No	No	No	No
B19125	Citywide Street Lights 1950	N/A	N/A	N/A	N/A	N/A	No	No	0	0	0	0	No	No	No	No	No	No	No
B20138	Rancho Penasquitos Paving Group 1	N/A	N/A	N/A	N/A	N/A	No	No	0	0	0	0	No	No	No	No	No	No	No
B23118	Downtown Complete St Impl. Ph. 3B1	N/A	N/A	N/A	N/A	N/A	No	No	0	0	0	0	No	No	No	No	No	No	No
B23151	ADA Improvement Group 2307 (CD 1,2,6)	N/A	N/A	N/A	N/A	N/A	No	No	0	0	0	0	No	No	No	No	No	No	No
B23120	Downtown Complete St Impl. Ph. 3B3	N/A	N/A	N/A	N/A	N/A	No	No	0	0	0	0	No	No	No	No	No	No	No
B14084	Balboa Ave TS Interconnect	N/A	N/A	N/A	N/A	N/A	No	No	0	0	0	0	No	No	No	No	No	No	No
B16032	TSCMP Group 1 Implementation	N/A	N/A	N/A	N/A	N/A	No	No	0	0	0	0	No	No	No	No	No	No	No
B19059	Audible Ped Sig & Ped Cntdwn timers 1901	N/A	N/A	N/A	N/A	N/A	No	No	0	0	0	0	No	No	No	No	No	No	No
B17014	Implementation of TSCMP Group 2	N/A	N/A	N/A	N/A	N/A	No	No	0	0	0	0	No	No	No	No	No	No	No
B17123	Miramar, LIV, Genesee TSCMP Grp 3	N/A	N/A	N/A	N/A	N/A	No	No	0	0	0	0	No	No	No	No	No	No	No
B17129	Otay Mesa/Nestor Communications Upgrade	N/A	N/A	N/A	N/A	N/A	No	No	0	0	0	0	No	No	No	No	No	No	No
B17130	Montezuma Road Communications Upgrade	N/A	N/A	N/A	N/A	N/A	No	No	0	0	0	0	No	No	No	No	No	No	No
B17131	Mission Blvd Communications Upgrade	N/A	N/A	N/A	N/A	N/A	No	No	0	0	0	0	No	No	No	No	No	No	No
B18052	Murphy Canyon Interconnect	N/A	N/A	N/A	N/A	N/A	No	No	0	0	0	0	No	No	No	No	No	No	No
B21139	Rosecrans St Traffic Signal Upgrades	N/A	N/A	N/A	N/A	N/A	No	No	0	0	0	0	No	No	No	No	No	No	No
B23155	Imperial Avenue Pedestrian Signal Improv	N/A	N/A	N/A	N/A	N/A	No	No	0	0	0	0	No	No	No	No	No	No	No
B15013	Interconnect Upgrades by Streets	N/A	N/A	N/A	N/A	N/A	No	No	0	0	0	0	No	No	No	No	No	No	No
B18225	Crown Point Guardrail	N/A	N/A	N/A	N/A	N/A	No	No	0	0	0	0	No	No	No	No	No	No	No
B22089	New Sidewalks in CD4	N/A	N/A	N/A	N/A	N/A	No	No	0	0	0	0	No	No	No	No	No	No	No
B20059	Sea World Dr Sidewalk	N/A	N/A	N/A	N/A	N/A	No	No	0	0	0	0	No	No	No	No	No	No	No
B19030	Wabaska-Voltaire St to Tennyson Sidewalk	N/A	N/A	N/A	N/A	N/A	No	No	0	0	0	0	No	No	No	No	No	No	No
B24058	Transportation Management Center	N/A	N/A	N/A	N/A	N/A	No	No	0	0	0	0	No	No	No	No	No	No	No
RD14000	State Route 56 Freeway Expansion	N/A	N/A	N/A	N/A	N/A	No	No	0	0	0	0	No	No	No	No	No	No	No
S00982	I-5 UNDERPASS - BIKEWAY/PED CONNECT	N/A	N/A	N/A	N/A	N/A	No	No	0	0	0	0	No	No	No	No	No	No	No
B22147	Elec Spd Signs Citywide 2200 (SG)	N/A	N/A	N/A	N/A	N/A	No	No	0	0	0	0	Yes	Yes	No	No	No	No	No
B23158	Matinal Rd ESS	N/A	N/A	N/A	N/A	N/A	No	No	0	0	0	0	Yes	Yes	No	No	No	No	No
B21099	Electronic Speed Signs Rolando Park Area	N/A	N/A	N/A	N/A	N/A	No	No	0	0	0	0	Yes	Yes	No	No	No	No	No
B20091	ECB & Aragon Dr RRFB & Ped Refuge Island	N/A	N/A	N/A	N/A	N/A	No	No	0	0	0	0	No	No	No	No	No	No	No
B20093	Rectangular Rapid Flash Beacons GRP 2001	N/A	N/A	N/A	N/A	N/A	No	No	0	0	0	0	No	No	No	No	No	No	No
B20092	ECB & 68th St RRFB & Ped Refuge Island	N/A	N/A	N/A	N/A	N/A	No	No	0	0	0	0	No	No	No	No	No	No	No
B18001	Electronic Speed Signs Group 1801	N/A	N/A	N/A	N/A	N/A	No	No	0	0	0	0	No	No	No	No	No	No	No
B18024	Coast Walk Parking Project	N/A	N/A	N/A	N/A	N/A	No	No	0	0	0	0	No	No	No	No	No	No	No

B18048	W. San Ysidro Bl & Sunset Lane RRFB	N/A	N/A	N/A	N/A	N/A	No	No	0	0	0	0	No	No	No	No	No	No	No
B19046	Rectangular Rapid Flash Beacons Grp 1902	N/A	N/A	N/A	N/A	N/A	No	No	0	0	0	0	No	No	No	No	No	No	No
B19047	Electronic Speed Signs Group 1902	N/A	N/A	N/A	N/A	N/A	No	No	0	0	0	0	No	No	No	No	No	No	No
B19096	Normal Street Promenade	N/A	N/A	N/A	N/A	N/A	No	No	0	0	0	0	No	No	No	No	No	No	No
B24082	RRFB Group 2401 (SG)	N/A	N/A	N/A	N/A	N/A	No	No	0	0	0	0	Yes	Yes	No	No	No	No	No
RD24001	Barrio Logan Harbor Dr SANDAG Pave Rpr	N/A	N/A	N/A	N/A	N/A	No	No	0	0	0	0	No	No	No	No	No	No	No
B18157	Thermal Ave-Donax Av to Palm Ave Sidwlk	N/A	N/A	N/A	N/A	N/A	No	No	0	0	0	0	No	No	No	No	No	No	No
RD25000	University Ave Bikeway Pavement Repair	N/A	N/A	N/A	N/A	N/A	No	No	0	0	0	0	No	No	No	No	No	No	No
B24110	RRFB Group 2402 (NSG)	N/A	N/A	N/A	N/A	N/A	No	No	0	0	0	0	Yes	Yes	No	No	No	No	No
B24125	Del Sol & Kostner Quick Build Roundabout	N/A	N/A	N/A	N/A	N/A	No	No	0	0	0	0	No	No	No	No	No	No	No
RD24002	La Jolla Streetscape	N/A	N/A	N/A	N/A	N/A	No	No	0	0	0	0	No	No	No	No	No	No	No
B25034	ADA Improvement Group 2504	N/A	N/A	N/A	N/A	N/A	No	No	0	0	0	0	No	No	No	No	No	No	No
B25017	Bus Stop Improvement Group 2500	N/A	N/A	N/A	N/A	N/A	No	No	0	0	0	0	No	No	No	No	No	No	No
RD25001	Pershing Bikeway Paving Reimbursement	N/A	N/A	N/A	N/A	N/A	No	No	0	0	0	0	No	No	No	No	No	No	No
RD25002	Washington St Bikeway Pavement Repair	N/A	N/A	N/A	N/A	N/A	No	No	0	0	0	0	No	No	No	No	No	No	No
B25085	Guymon St & Market St Sidewalk Improv	N/A	N/A	N/A	N/A	N/A	No	No	0	0	0	0	No	No	No	No	No	No	No
RD26002	Imperial Av Bikeway Paving Reimbursement	N/A	N/A	N/A	N/A	N/A	No	No	0	0	0	0	No	No	No	No	No	No	No
B15141	PWP Morena Conveyance	N/A	N/A	Local Water Supply	N/A	N/A	No	No	0	0	0	0	No	No	No	No	No	No	No
B16035	North City Pure Water Pipeline	N/A	N/A	Local Water Supply	N/A	N/A	No	No	0	0	0	0	No	No	No	No	No	No	No
B15142	NCWRP Expansion	N/A	N/A	Local Water Supply	N/A	N/A	No	No	0	0	0	0	No	No	No	No	No	No	No
B16140	NCPWF Influent Pump Station and Pipeline	N/A	N/A	Local Water Supply	N/A	N/A	No	No	0	0	0	0	No	No	No	No	No	No	No
B15141.2	Morena Conveyance Northern	N/A	N/A	Local Water Supply	N/A	N/A	No	No	0	0	0	0	No	No	No	No	No	No	No
B15141.3	Morena Conveyance Middle	N/A	N/A	Local Water Supply	N/A	N/A	No	No	0	0	0	0	No	No	No	No	No	No	No
B15141.4	Morena Conveyance Southern	N/A	N/A	Local Water Supply	N/A	N/A	No	No	0	0	0	0	No	No	No	No	No	No	No
S16027	Morena Pipeline	N/A	N/A	N/A	N/A	N/A	No	No	0	0	0	0	No	No	No	No	No	No	No
B17006	San Diego NC-MBC Improvements	N/A	N/A	Local Water Supply	N/A	N/A	No	No	0	0	0	0	No	No	No	No	No	No	No
S17013	MBC Equipment Upgrades	N/A	N/A	Local Water Supply	N/A	N/A	No	No	0	0	0	0	No	No	No	No	No	No	No
S17012	NCWRP Improvements to 30 MGD	N/A	N/A	Local Water Supply	N/A	N/A	No	No	0	0	0	0	No	No	No	No	No	No	No
B21059	PWP NCWRP Flow Equalization Basin	N/A	N/A	Local Water Supply	N/A	N/A	No	No	0	0	0	0	No	No	No	No	No	No	No
B21060	PWP North City Water Rec Plant Expansion	N/A	N/A	Local Water Supply	N/A	N/A	No	No	0	0	0	0	No	No	No	No	No	No	No
B21128	PWP NC Wtr Rec Plant Expansion (W)	N/A	N/A	Local Water Supply	N/A	N/A	No	No	0	0	0	0	No	No	No	No	No	No	No
B22085	PW Genesee Avenue Median Improv	N/A	N/A	N/A	N/A	N/A	No	No	0	0	0	0	No	No	No	No	No	No	No
B22107	Morena Pipeline (BL)	N/A	N/A	N/A	N/A	N/A	No	No	0	0	0	0	No	No	No	No	No	No	No
B23136	Miramar Reservoir Recreation Facilities	N/A	N/A	N/A	N/A	N/A	No	No	0	0	0	0	No	No	No	No	No	No	No
B24078	North City Pure Water Pipeline (P)	N/A	N/A	N/A	N/A	N/A	No	No	0	0	0	0	No	No	No	No	No	No	No
B23085	NCPWF/NCWRP Warehouse Storage	N/A	N/A	N/A	N/A	N/A	No	No	0	0	0	0	No	No	No	No	No	No	No
B22024	Miramar Reservoir AIWQMS	N/A	N/A	N/A	N/A	N/A	No	No	0	0	0	0	No	No	No	No	No	No	No
B26028	Morena North Conveyance (P)	N/A	N/A	Local Water Supply	N/A	N/A	No	No	0	0	0	0	No	No	No	No	No	No	No
B26029	Morena Pipeline (P)	N/A	N/A	N/A	N/A	N/A	No	No	0	0	0	0	No	No	No	No	No	No	No
L17000.2	Organics Processing Facility	N/A	N/A	N/A	N/A	5180 Convoystreet, San	No	No	0	0	0	0	No	No	No	No	No	Yes	Yes
B14078	Jamacha Drainage Channel Upgrade	N/A	N/A	Tree Canopy	N/A	N/A	No	No	0	0	0	0	No	No	No	No	No	No	No
B15171	El Cerrito & Rolando Park SD & GI (GI)	N/A	N/A	N/A	N/A	N/A	No	No	0	0	0	0	No	No	No	No	No	No	No
B16111	Green Infrastructure Group 1012	N/A	N/A	N/A	N/A	N/A	No	No	0	0	0	0	No	No	No	No	No	No	No
B22124	Carroll Cyn Dry Weather Flow Diversion	N/A	N/A	Local Water Supply	N/A	N/A	No	No	0	0	0	0	No	No	No	No	No	No	No
B23098	Auburn Creek Trash Capture Devices	N/A	N/A	Local Water Supply	N/A	N/A	No	No	0	0	0	0	No	No	No	No	No	No	No
B15167	El Cerrito & Rolando Park SD & GI (SD)	N/A	N/A	Local Water Supply	N/A	N/A	No	No	0	0	0	0	No	No	No	No	No	No	No
B22130	Famosa Slough Alley Slope Restoration	N/A	N/A	Local Water Supply	N/A	N/A	No	No	0	0	0	0	No	No	No	No	No	No	No
S00969	Carmel Country Road Low Flow Channel	N/A	N/A	Local Water Supply	N/A	N/A	No	No	0	0	0	0	No	No	No	No	No	No	No
S22008	Upper Auburn Creek Revitalization	N/A	N/A	Local Water Supply	N/A	N/A	No	No	0	0	0	0	No	No	No	No	No	No	No
B16114	Oak Park Storm Dr Repl & Green Infr (GI)	N/A	N/A	N/A	N/A	N/A	No	No	0	0	0	0	No	No	No	No	No	No	No

B16115	Oak Park (SD)	N/A	N/A	N/A	N/A	N/A	No	No	0	0	0	0	No	No	No	No	No	No	No
B24022	6100 Block Rancho Mission Rd SD SWD	N/A	N/A	N/A	N/A	N/A	No	No	0	0	0	0	No	No	No	No	No	No	No
B24023	1st Ave at Brookes Ave SD SWD	N/A	N/A	N/A	N/A	N/A	No	No	0	0	0	0	No	No	No	No	No	No	No
B22127	Guy St and Pringle St SD Improv SWD	N/A	N/A	N/A	N/A	N/A	No	No	0	0	0	0	No	No	No	No	No	No	No
B24020	Red Pine Dr at Shady Elm Pl SD SWD	N/A	N/A	N/A	N/A	N/A	No	No	0	0	0	0	No	No	No	No	No	No	No
B24021	Hawthorn St and 3rd Ave SD SWD	N/A	N/A	N/A	N/A	N/A	No	No	0	0	0	0	No	No	No	No	No	No	No
B24017	Willow St at Zola St SD SWD	N/A	N/A	N/A	N/A	N/A	No	No	0	0	0	0	No	No	No	No	No	No	No
B23097	Elm Ave & Harris Ave SD Replacement SWD	N/A	N/A	N/A	N/A	N/A	No	No	0	0	0	0	No	No	No	No	No	No	No
B23022	6002 Camino Rico SD Improv SWD	N/A	N/A	N/A	N/A	N/A	No	No	0	0	0	0	No	No	No	No	No	No	No
B23026	7717 Eagle Ridge Dr SD Improv SWD	N/A	N/A	N/A	N/A	N/A	No	No	0	0	0	0	No	No	No	No	No	No	No
B22123	6306 Wenrich Dr SD Repl SWD	N/A	N/A	N/A	N/A	N/A	No	No	0	0	0	0	No	No	No	No	No	No	No
B22119	6314 St. Therese Way SD Repl SWD	N/A	N/A	N/A	N/A	N/A	No	No	0	0	0	0	No	No	No	No	No	No	No
B22122	5861 College Ave SD Repl SWD	N/A	N/A	N/A	N/A	N/A	No	No	0	0	0	0	No	No	No	No	No	No	No
B25023	Van Dyke Pl at Van Dyke Ave SD SWD	N/A	N/A	N/A	N/A	N/A	No	No	0	0	0	0	No	No	No	No	No	No	No
B23096	Fort Stockton and Allen Rd SD Improv SWD	N/A	N/A	N/A	N/A	N/A	No	No	0	0	0	0	No	No	No	No	No	No	No
B25022	Royal Oak Dr at Sears Ave SD SWD	N/A	N/A	N/A	N/A	N/A	No	No	0	0	0	0	No	No	No	No	No	No	No
P25001	Pump Station C Assessment	N/A	N/A	N/A	CRSD Flooding	N/A	No	No	0	0	0	0	No	No	No	No	No	No	No
B25036	Pump Station H ATS Emergency	N/A	N/A	N/A	N/A	N/A	No	No	0	0	0	0	No	No	No	No	No	No	No
B25025	Campus Pt Dr SD SWD	N/A	N/A	N/A	N/A	N/A	No	No	0	0	0	0	No	No	No	No	No	No	No
B25021	Malcolm Dr at Rolando Blvd SD SWD	N/A	N/A	N/A	N/A	N/A	No	No	0	0	0	0	No	No	No	No	No	No	No
B25020	Comly St at High Knoll Rd SD SWD	N/A	N/A	N/A	N/A	N/A	No	No	0	0	0	0	No	No	No	No	No	No	No
S22009	Chollas Creek Restn 54th St & Euclid Ave	N/A	N/A	N/A	Local Water Supply	N/A	No	No	0	0	0	0	No	No	No	No	No	No	No
B22126	6576 Parkside Ave SD Repl SWD	N/A	N/A	N/A	N/A	N/A	No	No	0	0	0	0	No	No	No	No	No	No	No
B24018	38th St at Franklin Ave SD SWD	N/A	N/A	N/A	N/A	N/A	No	No	0	0	0	0	No	No	No	No	No	No	No
B24016	Health Center Dr SD SWD	N/A	N/A	N/A	N/A	N/A	No	No	0	0	0	0	No	No	No	No	No	No	No
S24008	SD East of Rachael Ave SWD	N/A	N/A	N/A	N/A	N/A	No	No	0	0	0	0	No	No	No	No	No	No	No
S24011	Beta St Channel and SD Improvement	N/A	N/A	N/A	Local Water Supply	CRSD Flooding	N/A	No	No	0	0	0	No	No	No	No	No	Yes	Yes
B15140	North City Pure Water Pump Station	N/A	N/A	N/A	Local Water Supply	N/A	No	No	0	0	0	0	No	No	No	No	No	No	No
B15139	North City Pure Water Facility	N/A	N/A	N/A	Local Water Supply	4940 Eastgate	No	No	0	0	0	0	No	No	No	No	No	No	No
B17190	Miramar Reservoir Pump Station Improveme	N/A	Photovoltaic (PV) System	N/A	Local Water Supply	N/A	No	No	0	0	0	0	No	No	No	No	No	No	No
B19099	Miramar Reservoir PS New Generator & Upg	N/A	N/A	N/A	Local Water Supply	N/A	No	No	0	0	0	0	No	No	No	No	No	No	No
B21058	PWP North City Pure Water Facility Pkg 2	LEED Silver	Photovoltaic (PV) System	N/A	Local Water Supply	4940 Eastgate	Yes	Yes	2	0	75	89	Yes	Yes	No	No	No	No	No
B21061	PWP Morena Wastewater Pump Station	N/A	N/A	N/A	N/A	N/A	No	No	0	0	0	0	No	No	No	No	No	No	No
B21001	Penasquitos Pump Stn Oxygenation System	N/A	N/A	N/A	N/A	10150 Cara Way	No	No	0	0	0	2	No	No	No	No	No	No	No
B21151	PWP Central Area Small-Scale Facility	N/A	N/A	N/A	Local Water Supply	N/A	No	No	0	0	0	0	No	No	No	No	No	No	No
B23014	Miramar WTP Caustic Pumping System	N/A	N/A	N/A	N/A	N/A	No	No	0	0	0	0	No	No	No	No	No	No	No
B23049	Miramar WTP Interim Solids Management	N/A	N/A	N/A	Local Water Supply	N/A	No	No	0	0	0	0	No	No	No	No	No	No	No
S23002	Lake Hodges Dam Replacement	N/A	N/A	N/A	N/A	N/A	No	No	0	0	0	0	No	No	No	No	No	No	No
S23012	Miramar WTP Residuals Redirection	N/A	N/A	N/A	N/A	N/A	No	No	0	0	0	0	No	No	No	No	No	No	No
B23069	Miramar WTP Residuals Redirection (S)	N/A	N/A	N/A	N/A	N/A	No	No	0	0	0	0	No	No	No	No	No	No	No
RD23001	EC Residuals Line & E Mission Gorge FM	N/A	N/A	N/A	N/A	N/A	No	No	0	0	0	0	No	No	No	No	No	No	No
RD23000	Fenton Pkwy Ext to Camino Del Rio N	N/A	N/A	N/A	N/A	N/A	No	No	0	0	0	0	No	No	No	No	No	No	No
B24112	Storm Water Diversion at the NCWRP	N/A	N/A	N/A	CRSD Flooding	N/A	No	No	0	0	0	0	No	No	No	No	No	No	No
S20012	Chollas Creek Oak Park Trail	N/A	N/A	N/A	N/A	N/A	No	No	0	0	0	0	No	No	No	No	No	No	No
RD23009	OM T-11.1 Caliente Avenue	N/A	N/A	N/A	N/A	N/A	No	No	0	0	0	0	No	No	No	No	No	No	No
RD22000	Solterra Vista Neighborhood Park	N/A	N/A	N/A	N/A	N/A	No	No	0	0	0	0	No	Yes	No	No	No	No	No
S24012	14th Street Greenway Block #2	N/A	N/A	N/A	N/A	N/A	No	No	0	0	0	0	No	No	No	No	No	No	No
B24100	Florida St Sewer Main Repl	N/A	N/A	N/A	N/A	N/A	No	No	0	0	0	0	No	No	No	No	No	No	No
B24154	5651 Glenstone Way Sewer Main Repl	N/A	N/A	N/A	N/A	N/A	No	No	0	0	0	0	No	No	No	No	No	No	No
B24026	Lincoln Ave & Idaho St Sewer Main Repl	N/A	N/A	N/A	N/A	N/A	No	No	0	0	0	0	No	No	No	No	No	No	No