

2026 YOUTH-LED CAREER EXPO

EVENT GUIDE



This event is proudly supported by:



Please be advised:



You may notice some people with cameras walking around the event. Members of the media may film and photograph. They shouldn't be disruptive, but if you'd prefer not to be filmed, please let us know.

A graphic of a spiral-bound notebook with a teal cover and a cream-colored page. The page is titled "Table of Contents" and lists various sections with their corresponding page numbers. The notebook has two tabs at the top (orange and light blue) and a spiral binding on the left side.

Table of Contents

School Rotational Schedules p. 3-5

General Guidelines p. 6

Overview of Events p. 7

Recital Hall Overview p. 8

Preparing Your Resume p. 9

Preparing for Mock Interviews p. 10

Preparing for Professional Headshots p. 11

Santa Fe Room Overview p. 12

Ballroom Overview p. 13

Connecting with Vendors p. 14-17

Parking p. 18-20

San Diego Promise Zone Info p. 21

2026 YOUTH-LED CAREER EXPO

Tuesday, March 3, 2026
10 A.M. - 1 P.M.

ORANGE GROUP

Room	Time	Room
Recital Hall	10:00 AM	Check In
Recital Hall	10:10-10:25 AM	Ice Breaker: Elevator Pitch 101
Recital Hall	10:25-11:05 AM	Resume Review, Mock Interviews & Headshots
Transition	11:05-11:10 AM	
Ballroom	11:10-11:50 AM	Employer & Resource Fair
Transition	11:50-11:55 AM	
Santa Fe Room	11:55-12:35 PM	Panel of Young Professionals
Transition	12:35-12:40 PM	
Recital Hall	12:40-1:00 PM	Raffle and Wrap-up

2026 YOUTH-LED CAREER EXPO

Tuesday, March 3, 2026
10 A.M. - 1 P.M.

BLUE GROUP

Room	Time	Room
Santa Fe Room	10:00 AM	Check In
Santa Fe Room	10:10 -10:25 AM	Ice Breaker: Elevator Pitch 101
Santa Fe Room	10:25-11:05 AM	Panel of Young Professionals
Transition	11:05-11:10 AM	
Recital Hall	11:10-11:50 AM	Resume Review, Mock Interviews & Headshots
Transition	11:50-11:55 AM	
Ballroom	11:55-12:35 PM	Employer & Resource Fair
Transition	12:35-12:40 PM	
Recital Hall	12:40-1:00 PM	Raffle and Wrap-up

2026 YOUTH-LED CAREER EXPO

Tuesday, March 3, 2026
10 A.M. - 1 P.M.

GREEN GROUP

Room	Time	Room
Ballroom	10:00 AM	Check In
Ballroom	10:10-10:25 AM	Ice Breaker: Elevator Pitch 101
Ballroom	10:25-11:05 AM	Employer & Resource Fair
Transition	11:05-11:10 AM	
Santa Fe Room	11:10-11:50 AM	Panel of Young Professionals
Transition	11:50-11:55 AM	
Recital Hall	11:55-12:35 PM	Resume Review, Mock Interviews & Headshots
Transition	12:35-12:40 PM	
Recital Hall	12:40-1:00 PM	Raffle and Wrap-up

GENERAL GUIDELINES



Arrive Early

- Give yourself ample travel time to find parking or use public transportation.
- Being early at the event can help you learn the expo's layout more quickly.

1

Choose Your Wardrobe Wisely

- Wear an outfit that looks professional and fits your personal style.
- Avoid clothes with words or logos.
- Try wearing a collared shirt or blouse with a nice blazer.
- Do not over accessorize.
- Professional clothing doesn't have to be expensive! Local thrift stores often have some great options.

More information on attire is in our [Digital Resource Guide](#).

2

Relax and Have Fun

- Feeling nervous about your career or a potential job opportunity is normal. You can be yourself at career expos and explore jobs in a variety of industries. Don't worry about how well you do; focus on making connections and building your skills.

3

OVERVIEW OF EVENTS

RECITAL HALL

SANTA FE ROOM

BALLROOM

- Mock Interviews
- Resume Prep
- Professional Headshots

- Panel of Young Professionals

- Employer & Resource Fair



PICK UP A SWAG BAG AND RAFFLE TICKET AT CHECK-IN!

- Check out opportunities to win a raffle prize by placing your raffle ticket in the prize box of your choice!

Enter the raffle in the Lobby of the BP Club.



RECITAL HALL

Mock Interviews

Practice answering common interview questions and receive feedback to boost your confidence and presentation skills.

Resume Prep

Get your resume reviewed or learn how to write one that stands out to potential employers.

[Explore our Digital Resource Guide to prepare!](#)



Professional Headshots

Pose for a free professional headshot to enhance your LinkedIn and professional presence.

Not sure what to wear? **Check out our style guide** or visit the Goodwill table to borrow a clean, professional outfit.

Please be advised: You may notice some people with cameras walking around the event. Members of the media may film and photograph. It shouldn't be disruptive, but if you'd prefer not to be filmed, please let us know.



PREPARING YOUR RESUME

Resumes are essential to finding and landing a job. If you do not have a resume before the event, don't worry! We will have volunteers in the Recital Hall available to help you craft your resume. If you already have a resume, please see below for our best practices for preparing your resume before the event.



Proofread your resume or have someone else review your resume at the Career Expo for a fresh perspective.

Emphasize your technical, soft, or transferable skills. Make sure these skills align with the requirements of the roles you're interested in.

Need help identifying your skills? Check out our [Digital Resource Guide](#).

Customize your resume for the specific industries or roles that you're interested in applying for. On page 14, there is a list of all the employers and resources available to you at the Career Expo. Before you attend, consider what kind of jobs you want to have.



Can't get a printed copy of your resume in time for the event? Have a copy of your resume on your phone and in your email drafts.

PREPARING FOR MOCK INTERVIEWS

Hosted in the Recital Hall, volunteers will be ready to help you ace your next interview. Mock interviews are an opportunity to work on your body language, tone, and clarity in response before the real thing. You will receive constructive feedback from our volunteers who can help refine your weak points and enhance your strengths, while improving your interview skills. If you have a specific job or company that you want to work for, let the volunteer know and they can help you tailor your responses based on the company's culture.

Pro Tip:

Research potential interview questions and practice your answers.

→ Examples of Interview Questions:

- Tell me about yourself.
- What is your greatest strength?
- What is your greatest weakness?
- What are your goals for the future?
- How do you handle conflict?





PREPARING FOR PROFESSIONAL HEADSHOTS



Choose Your Wardrobe Wisely

- Wear an outfit that looks professional and fits your personal style.
- Goodwill will be on site with clean, professional attire and accessories that participants may borrow for a headshot.



What should you NOT wear for a headshot?

- Avoid wearing an outfit with too many colors or patterns.
- Try not to over accessorize. Keep accessories minimal and understated.
- Don't wear an outfit that you feel uncomfortable in.
- Try not to wear clothing with big words or big logos.



What should you wear for your headshot?

- Choose clothing with solid colors or subtle patterns.
- For males, a collared shirt and tie are usually safe to wear.
- For females, a blouse or shirt with a nice blazer are appropriate.
- The important key to your outfit is to look professional!



Hair & Make-up

- Try to wear minimal or simple make-up.
- For hair, many photographers recommended styling your hair in its natural state or in neat look.



Relax and Smile!

- Don't be nervous to get your photo taken! Our friendly photographers will be there to guide you through poses and make sure you have the perfect photo. You will receive the photo via email within 1-2 weeks after the event.






SANTA FE ROOM

Panel of Young Professionals

Join us for Breaking Barriers, Building Careers, a dynamic panel exploring career pathways through education, apprenticeships, and workforce programs. Hear real stories, ask questions, and gain insights to support your next steps.



Have questions for young professionals who've been there? Bring them along, and we'll end with a live Q&A.



Please be advised:
You may notice some people with cameras walking around the event. Members of the media may film and photograph. It shouldn't be disruptive, but if you'd prefer not to be filmed, please let us know.





BALLROOM

Employer & Resource Fair

Explore opportunities, connect with local organizations and discover valuable resources to support your career journey.

Want to know which vendors will be present, which ones are hiring, and how to connect with them? See the **“Vendors”** section of our website, or keep reading!

A few employers will be ready to conduct on-site interviews. We have **helpful resources** to help you prepare and make the most of your experience.

Please be advised:

You may notice some people with cameras walking around the event. Members of the media may film and photograph. It shouldn't be disruptive, but if you'd prefer not to be filmed, please let us know.





OUTSIDE

Goodwill's Mobile Employment Center and Live Well on Wheels (WoW) Bus

Visit the buses after you have had your resume reviewed in the Recital Hall or during the Employer Fair.



The Mobile Employment Center is equipped with six computers inside for job search and job readiness. Staff will offer mock interviews and job searching in Spanish and English. The NorthStar partnership gives job seekers the ability to increase access to digital equity by providing tools to master the digital skills needed to work, learn, and participate fully in daily life.

The Live WoW bus will offer general County services and resources, library resources, health education, nutrition education, and voter registration.


CONNECTING WITH VENDORS

Make the first introduction to vendors, i.e. the people at tables throughout the event representing different organizations and companies, by developing a simple one-line pitch.

"Hi, my name is [Your Name], and I am a [student, employee] at [School or Company]. I am interested in learning more about the opportunities available at [Vendor or Organization name] especially in [specific department or role]."

After you have made your introduction to the vendor, ask them informed questions about their organization to show your interest in their work.

- Could you share more about the projects your team is currently working on and how someone with my skill set could contribute?
- I saw your company is growing. Are there new jobs or opportunities for someone like me? **Pro Tip:** Email or hand the employer your resume after asking this question. This will help you showcase your value and identify how your skills align with the employer's needs.
- How can your program help me get better at [a specific skill] that supervisors are looking for?
- What's new in your courses that can help me get a good job?



When the conversation ends, politely ask for business cards or contact details to facilitate follow-up communication and express your interest in continuing the conversation after the expo.

- Send them a follow up email.
- Don't forget to thank them for their time!

VENDORS

Employers & Apprenticeship Programs


- Advanced Manufacturing Institute San Diego (AMI-SD)
- AGC Apprenticeship
- American Medical Response
- Aramark F&B at LEGOLAND CA Resort
- Associated Builders and Contractors Inc, San Diego
- Black Tech Link
- Cal Coast Credit Union
- California Conservation Corps
- California Department of Transportation
- California Department of Transportation Caltrans District 11
- City of San Diego, District 8, Office of Councilmember Vivian Moreno
- City of San Diego, Employ & Empower
- City of San Diego, Personnel Department
- Computers 2 Kids
- Eddie Teaches IT
- Electrical Training Institute/IBEW 569
- Energy Garay Cooperative Network
- Fleet Science Center
- Goodwill Industries of San Diego County
- Grid Alternatives
- Harmonium Inc.
- HomeAid San Diego
- Kitchens for Good
- Laura Rodriguez Medical Institute
- Modern Times, Inc.
- Outdoor Outreach
- Outside The Lens
- Paving Great Futures DBA Core 6
- Port of San Diego Ship Repair Association
- Salvation Army Kroc Center San Diego
- San Diego Building Trades Council
- San Diego Humane Society
- San Diego Job Corps
- San Diego Public Authority
- San Diego Theatres
- SeaWorld
- Sharia's Closet
- The EcoLogik Institute
- UC San Diego CIRM Alpha Clinic
- United States Army
- Urban Corps of San Diego County
- Workshops for Warriors



VENDORS

Job Training & Career Readiness Resources

- Access, Inc.
- City of San Diego, Office of Child and Youth Success
- City of San Diego, Parks and Recreation
- City of San Diego, San Diego Public Library
- Goodwill Industries of San Diego County
- GRID Alternatives
- iSERVE (International Service Education - Research Vision Empowerment)
- Kitchens for Good
- Laura Rodriguez Medical Assistant Institute
- Outdoor Outreach
- Outside The Lens
- Paving Great Futures DBA Core 6
- San Diego Job Corps
- UC San Diego CREATE Career Pathways Program
- San Diego Workforce Partnership




PARKING



Please review new, detailed parking information at <https://www.sandiego.gov/parking/balboapark>.

School Bus Drop-off

Balboa Park Club




W Pan American Rd

W Pan American Rd

Live Well & Goodwill Buses
Presidents Way

School Bus Drop-off



Presidents Way

Recital Hall



**Palisades Parking
(Level 1)**

School Bus Parking



SAN DIEGO PROMISE ZONE

The San Diego Promise Zone is a federal designation that convenes cross-sector stakeholders with shared goals to co-create a collaborative ecosystem of opportunity and investment. The San Diego Promise Zone works to address systemic racism and inequities to improve the quality of life of more than 85,000 Promise Zone residents across Barrio Logan, Logan Heights, Southeastern San Diego, and Encanto.



Stay Connected to the

 **SD PromiseZone**

PromiseZone@sandiego.gov

www.SanDiego.gov/PromiseZone

SPONSORS



COUNTY OF SAN DIEGO
HEALTH AND HUMAN
SERVICES AGENCY

