



Fiscal Year 2026 Mid-Year State of the CIP

April 2026



Todd Gloria
Mayor

Rania Amen
Chief Community Services Officer & City Engineer

Elif Cetin
Engineering & Capital Projects Department Director

Caryn McGriff
Engineering & Capital Projects Department Assistant Director

State of the CIP Table of Contents

Background & Report Overview.....3
 Capital Improvements Program Overview3
 CIP Budget. 5
 CIP Expenditures..... 5
 Active CIP Project Count7
 CIP Performance Measures and Key Performance Indicators8
 Street Pavement Repair Program9
 Water and Sewer Pipeline Replacement Program9
 Reservoirs and Dams 10
 CIP Project Highlights..... 11
 Pure Water San Diego..... 17
 Award Winning Projects 18
 Industry Outreach 18
 Transparency in ECP 19
 Inter-Agency Agreement 19
 Project Labor Agreement 19
 Bid Environment..... 20
 Construction Cost Estimating 21
 Change Orders..... 21
 Notices to Proceed and Completion..... 22
 Construction Management Contracts..... 23
 Consultant and Construction Contracts 24
 Contractor Performance and Evaluations 24
 Emergency CIP Projects 25
 Climate Action Plan 26
 Conclusion 27

Exhibits

- A. Transparency Policy Status
- B. CIP Expenditures by Project
- C. Inter-Agency Agreements
- D. Fiscal Year 2026 Mid-Year Change Orders
- E. Notices of Completion
- F. CAP Project Information

BACKGROUND & REPORT OVERVIEW

The San Diego City Council implemented policies to strengthen the efficiency and transparency of the City's Capital Improvements Program (CIP) delivery processes. These efforts support the timely advancement of projects that improve and revitalize communities throughout San Diego. By promoting accountability and ensuring access to relevant information, the City empowers both the Council and the public to monitor project progress effectively. This commitment was codified in Council Policy 000-31, Capital Improvements Program Transparency.

As presented in **Exhibit A**, Council Policy 000-31 specifies the minimum CIP-related information that City departments must disclose to the City Council and the public. This includes project descriptions, contracting information, budget allocations, schedules, and expenditure data. Responsibility for compiling and disseminating this information rests with departments such as Engineering and Capital Projects (ECP), Purchasing & Contracting (P&C), and the Department of Finance (DoF). The policy requires routine reporting on both current program performance and anticipated future activities to ensure consistent oversight and well-informed decision-making.



Navajo Road Paving

CAPITAL IMPROVEMENTS PROGRAM OVERVIEW

The City's Capital Improvements Program (CIP) is composed of individual infrastructure projects funded through the annual budget process and subsequent mid-year adjustments. Projects are proposed by the Mayor and approved by the City Council. The CIP primarily focuses on construction and capital improvements to enhance or expand infrastructure systems, with the objective of safeguarding public health, promoting safety, and improving the quality of life for residents. The program supports key Strategic Plan priorities, including improvements to infrastructure and mobility,

stormwater management, and the delivery of safe, reliable drinking water.

Oversight of the CIP portfolio is a complex process that involves managing multiple funding sources, diverse asset types, various project delivery approaches, environmental compliance requirements, and competing priorities. Project development is a collaborative effort among the Mayor, City Council, asset-managing departments (AMDs), the Capital Improvements Program Review and Advisory Committee (CIPRAC), and community stakeholders. Following AMDs' identification of capital needs, projects are reviewed, ranked, and prioritized, with input from City leadership and the community, to inform planning and funding decisions.

Project prioritization is conducted in accordance with Council Policy 800-14, which defines the methodology for ranking projects and aligning infrastructure investments with the City's broader objectives of equity and efficient project delivery.

Following project approval and the identification and securing of funding, a project manager is assigned to manage implementation. The ECP Department serves as the primary delivery lead for most CIP projects. Smaller, less complex projects that can be completed using City forces remain the responsibility of the respective AMDs.

The CIP addresses the operational needs of numerous City departments across a wide range of functions. These include public safety facilities (police, fire, and lifeguard stations), environmental services (landfills and recycling centers), transportation infrastructure (roads, streetlights, bridges, sidewalks, and traffic signals), community amenities (libraries and parks), and essential utilities (water and wastewater systems).

ECP also oversees the City's [CIP website](#), which serves as a centralized resource for project information, policies, and schedules. Project timelines are updated monthly in compliance with [CP 000-31](#), Sections B and E. Additional information is available in the "Transparency in ECP" section of this report.

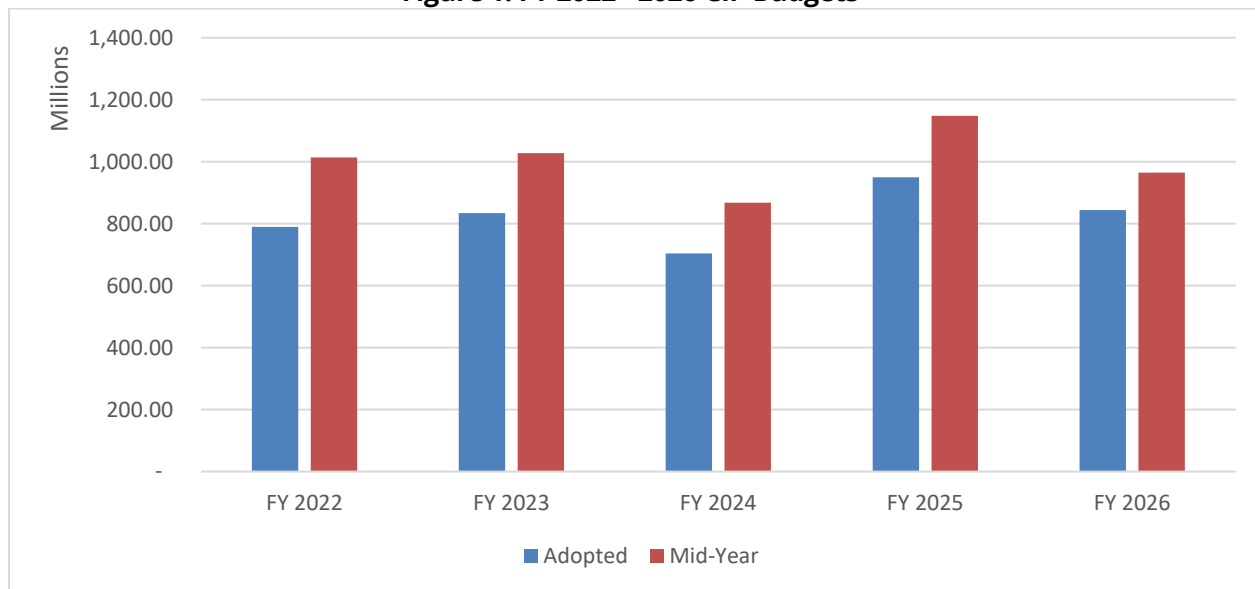


Coral Gate Neighborhood Park

CIP BUDGET

The Fiscal Year 2026 Adopted CIP Budget was \$843.7M. This was increased to \$964.7M via various Council Resolutions, through December 31, 2025. The mid-year budget figure represents a 16% reduction in capital funding compared to Fiscal Year 2025. This indicates that funding for the CIP program is contracting. **Figure 1** displays the adopted and Mid-Year CIP budgets for Fiscal Years 2022 through 2026.

Figure 1: FY 2022 - 2026 CIP Budgets



CIP EXPENDITURES

Expenditures in the first half of Fiscal Year 2026 were \$489.6M. As a result of significant process improvements and streamlining efforts, along with operational efficiency enhancements implemented by ECP beginning in Fiscal Year 2022, an upward trend in expenditures continued through the first half of Fiscal Year 2026. The Annual CIP expenditure trends are represented in **Figure 2**.

Figure 2 – Fiscal Years 2022-2026 Mid-Year CIP Expenditures

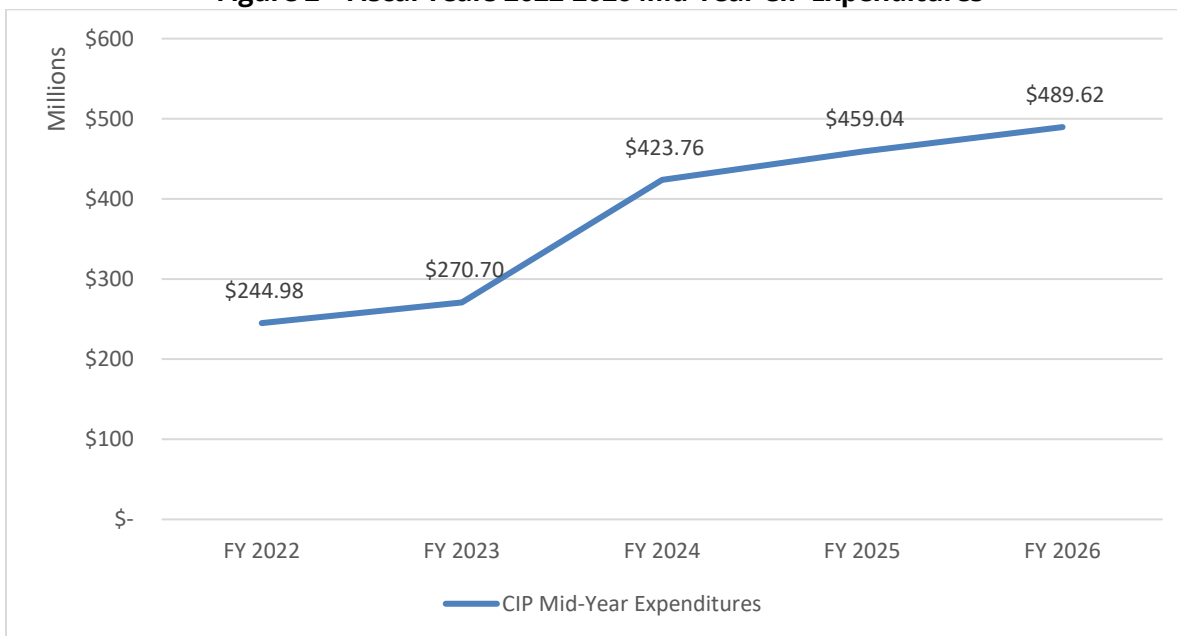


Exhibit B details CIP expenditures and encumbrances by project. **Figure 3** summarizes expenditures from Mid Fiscal Year 2026 by AMD.

Figure 3 – FY 2026 Mid-Year CIP Expenditures by Asset Owning Dept. (\$)



ACTIVE CIP PROJECT COUNT

At Mid Fiscal Year 2026, there were 1,339 open projects in the City CIP. These projects are at various stages in the project delivery process, and many will need additional funds in future years to be completed.



Mira Mesa Community Park

Most of the City's CIP projects are administered by ECP, with the remaining projects managed by asset-managing departments (AMDs), including Public Utilities, Environmental Services, Stormwater, and Transportation. Projects delivered by AMDs generally consist of in-kind asset replacements—such as sidewalk panel replacements, asphalt milling and overlay, and pipeline replacements—that do not require extensive design or permitting and are completed using City forces.

Figure 4 shows all open CIP projects by the responsible project-delivering department as of December 31st, 2025.

Figure 5 provides the CIP project count by the Asset Managing Departments/Division that will benefit from the completed CIP project.

Figure 4 – CIP Projects by Project Managing Department

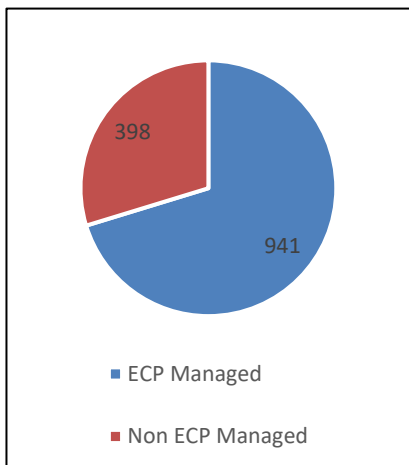
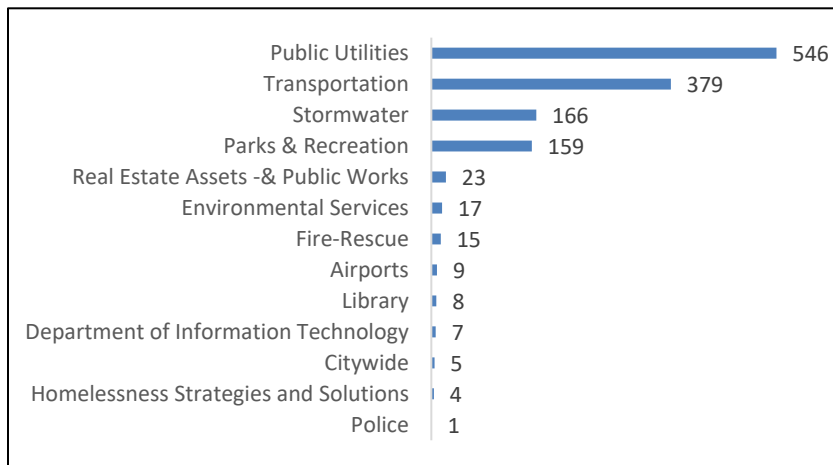


Figure 5 – CIP Projects by Asset Managing Department



CIP PERFORMANCE MEASURES AND KEY PERFORMANCE INDICATORS

Performance measures evaluate CIP achievements during a fiscal year and compare annual performance to inform program improvements and guide the program toward enhanced results.

Table 1 compares measures from Mid Fiscal Years 2025 and 2026.

Table 1 - CIP Performance Measures

	FY 2025 Mid-Year	FY 2026 Mid-Year	FY 2026 Year-End Projection *
CIP Project Expenditures	\$459 million	\$489 million	\$950 million
CIP Project Encumbrances	\$1,536.1 million	\$1,327.4 million	\$1,700.5 million
Active CIP Projects	1,416	1,339	N/A
Total Construction Contracts Value Awarded for CIP Projects	\$336.5 million	\$72.1 million	\$446.5 million
Overlay miles completed FY 2026 Goal: 145 lane miles	51.5 lane miles	55.25 lane miles	145 lane miles
Average calendar days from bid opening to construction contract award. Goal: 90 days	78 days	89 days	90 days
CIP contracts awarded to SLBE/ELBE firms. Goal: 15% of total contract value	18%	25%	25%

**FY 2026 Year-End Projection as of 12/31/25*

All companies seeking to do business with the City must demonstrate a good-faith effort to attract and utilize Small Local Business Enterprise (SLBE) and Emerging Local Business Enterprise (ELBE) firms to comply with the Equal Opportunity Contracting Program requirements. The City aims to award 15% of CIP contracts to SLBE and ELBE firms. In the first half of Fiscal Year 2026, 25% of CIP contracts were awarded to SLBE and ELBE firms, exceeding this target. **Table 2** summarizes contract awards to City-certified Small Local Business Enterprises/Emerging Local Business Enterprises (SLBE/ELBE) Program firms through Mid Fiscal Year 2026.

Table 2 – EOC Awards

	Total Award Amount	SLBE/EBLE Total*	SLBE/ELBE Percent
Construction Contracts	\$72,704,396	\$22,325,993	31%
A&E Agreements	\$42,823,973	\$6,905,136	16%
Total	\$115,528,369	\$29,231,129	25%

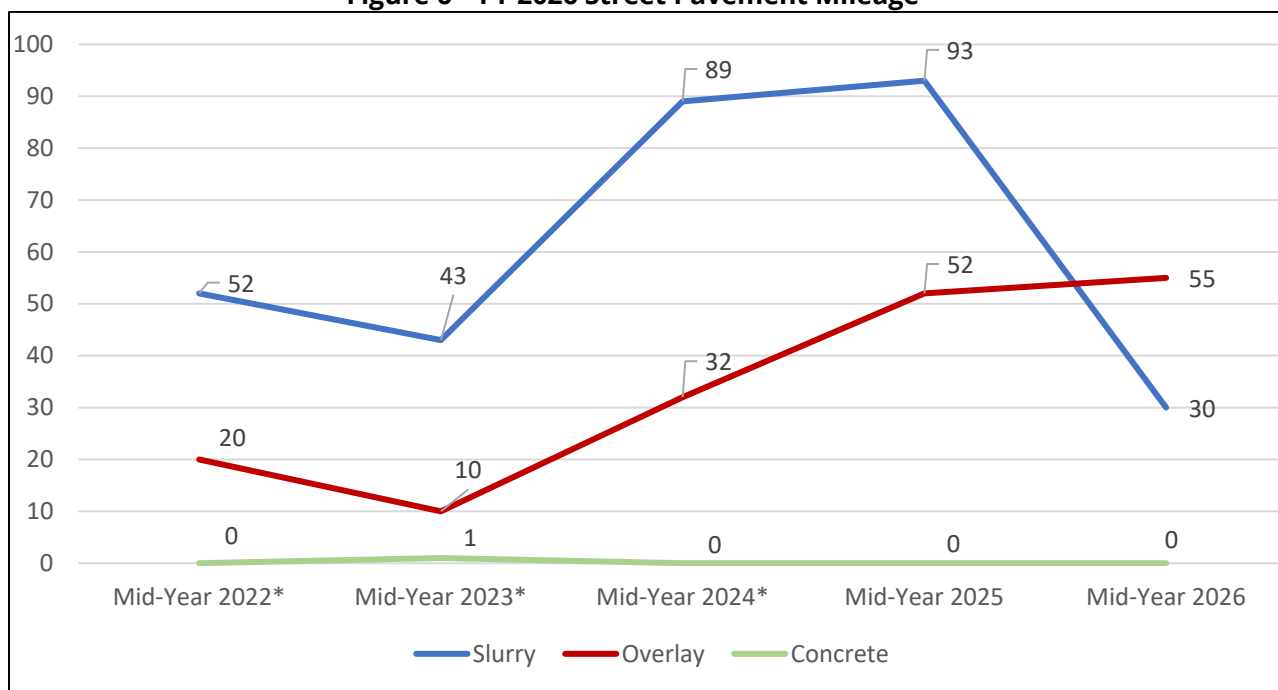
**The totals exclude State and Federally funded, emergency, Job Order Contracting (JOC), and sole source projects.*

STREET PAVEMENT REPAIR PROGRAM

The Street Pavement Management Program currently aims to achieve and maintain an average street network Pavement Condition Index (PCI) of 65 or greater. The PCI is an assessment of the pavement condition of City streets. The 2025 Pavement Condition Assessment determined that the PCI was 65, 2 points more than the last condition assessment performed in 2023.

To maintain a PCI of 65 in the next 10 years, an average of 542 lane miles should be repaired annually through maintenance (slurry seal/cape seal) and rehabilitation (overlay/reconstruction) activities, based on analysis performed by the Transportation Department. The Fiscal Year 2026 goal is to repair 370 lane miles. This includes approximately 225 lane miles of surface seal and 145 lane miles of overlay. Between July 1st, 2025 and December 31st 2025, 0.2 lane miles of concrete panels, 30 lane miles of surface seal and 55.25 lane miles of overlay were completed, for a total of 85.45 lane miles. The road repair work scheduled for completion by the end of the Fiscal Year 2026 is substantially lower than the 542 average annual lane miles needed to maintain a PCI of 65; the current level of financial investment is expected to decrease the street network's Pavement Condition Index (PCI) to 63. For more information, please refer to the [Pavement Management Plan](#) webpage.

Figure 6 - FY 2026 Street Pavement Mileage



*Reporting transitioned from Repair Miles (2022-2024) to Lane Miles beginning Mid-Year 2025

WATER AND SEWER PIPELINE REPLACEMENT PROGRAM

During the first half of Fiscal Year 2026, 9.8 miles of water pipeline were replaced. No new water pipeline contracts were awarded during this period. Also, 16.37 miles of sewer pipeline were replaced or rehabilitated, and 0.39 miles of sewer pipeline replacement or rehabilitation contracts were advertised and awarded. Due to limited funds, PUD and ECP are reevaluating the pipeline replacement program to assess its costs, operational necessity and asset criticality for Fiscal Years 2026 through 2031.

Water pipeline replacement remains essential to maintaining reliable service for residents and businesses throughout the City. Much of the system is aging, and delays in replacement can increase the likelihood of main breaks, service interruptions, and water loss. As the program is reevaluated, PUD and ECP are prioritizing projects based on risk and potential customer impact, focusing on addressing the most critical infrastructure needs first. This approach is intended to maximize the effectiveness of limited funding while continuing to support safe and dependable water delivery.

Sewer pipeline replacement and rehabilitation are critical to protecting public health and the environment by reducing the risk of system failures and sanitary sewer overflows. These investments also support compliance with state and federal regulations governing wastewater systems. Given current funding constraints, PUD and ECP are focusing on the most critical segments of the system to reduce risk and maintain regulatory compliance while balancing long-term infrastructure needs.

RESERVOIRS AND DAMS

Reservoirs, dams, and water tanks are essential infrastructure for the City's water system, providing storage and delivery of water to treatment plants, maintaining system pressure, supporting irrigation and fire suppression, and supplying emergency reserves during disasters. Dams play a critical role by acting as barriers that create reservoirs to store large volumes of water, while water tanks help ensure reliable service during peak demand and emergencies.

These facilities are interconnected through a network of pipelines, channels, and pump stations that convey water to treatment facilities and ultimately serve approximately 1.4 million customers. The Public Utilities Department's Dam Safety Program oversees eleven dams and two potable water tanks, all regulated by the California Department of Water Resources' Division of Safety of Dams.

Many of the City's dams are now over 100 years old and require continued investment to address structural, seismic, and operational risks and support the continued protection of downstream communities.

To safeguard public safety, meet regulatory requirements, and strengthen long-term system resilience, the City is advancing a range of capital improvement projects through its Dam Safety Program. These efforts include the planning, design, and construction of system-wide projects—such as repairs, rehabilitation, and, where needed, replacement or removal of aging infrastructure. As these projects advance, more details will be provided.




Hodges Reservoir

CIP PROJECT HIGHLIGHTS

This section highlights a select number of significant projects managed by the Engineering & Capital Projects Department that achieved key milestones during the first half of Fiscal Year 2026. These milestones include projects that have entered the Planning or Design phases, advanced to the Bid/Advertise stage, received a Limited Notice to Proceed (construction contract awarded), commenced construction with a Notice to Proceed, reached Substantial Completion, or received a Notice of Completion (construction finalized). It is important to note that all project completion timelines remain contingent upon funding availability as projects progress through the delivery process.

Morena Pipeline (WBS# S16027) – In Construction.**Asset Managing Department:** Public Utilities**Planned Total Cost:** \$92,240,817**Awarded Construction Cost:** \$63,132,436**Contractor:** OHLA USA, Inc.**Council District:** 2, 3, 7

Project Description: The Morena Pipeline Project (S16027) will upgrade aging water infrastructure and install a new transmission water pipeline along Morena Boulevard from Friars Road to Balboa Avenue. The work includes replacing 19,765 feet of existing 16-inch cast iron and asbestos cement pipeline with new 16-inch PVC, as well as installing



17,440 feet of new 36-inch steel transmission pipeline. In total, the project spans approximately 38,012 feet. The new 36-inch pipeline will provide crucial redundant transmission capacity to the coastal communities of Pacific Beach and La Jolla, improving system reliability and helping ensure consistent water service. It will also allow these areas to be supplied from the Alvarado Water Treatment Plant, supporting the City's efforts to maximize use of local water resources. Replacing the existing 16-inch pipeline addresses aging infrastructure nearing the end of its service life. Upgrading this pipeline helps reduce the risk of future water main breaks and minimizes potential impacts to the surrounding community. The project construction is anticipated to be complete in Summer of 2027.

City Heights Library Performance Annex Improvement (WBS# S23013) – In Construction.**Asset Managing Department:** Library**Planned Total Cost:** \$6,514,956**Awarded Construction Cost:** \$5,417,724**Contractor:** Sukut Construction, Inc.**Council District:** 9**Project Description:**

Built in 1998, the City Heights/Weingart Branch Library's Performance Annex is the only publicly accessible black box theatre and amphitheater in the Mid-City area, providing cultural and community programming, with an emphasis on musical, dance, and theatrical programs and

providing space for those in the creative economy. It is also the only black box venue and theater owned and operated by the City. Despite its significance, the facility has undergone minimal improvements since opening, and the aging building systems are no longer adequate to support modern performance, safety, and accessibility standards. The scope of the project includes adding a front lobby vestibule, an office, ticketing booth, dressing rooms, and a green room for performers and library staff, replacing the outdated gas-fired HVAC system with high-efficiency electric equipment and installation of solar panels, battery storage and a remote monitoring system, furniture, fixtures, and equipment to support both the theatre and community programming spaces. It also includes landscape and hardscape improvements, exterior site improvements to ensure ADA-compliant and safe public access, enhancements to the exterior entrances, restrooms, and pathways, and a lighted marquee to help identify the building as a theater. Construction of the project started in the Fall of 2025. Significant construction progress has been made to date, including foundation and grading; framing has been completed, and interior finishes. Construction is planned to be completed in Fall of 2026.

AC Overlay Group 2520 UUP (WBS# B25083) – In Construction.

Asset Managing Department: Transportation

Planned Total Cost: \$523,329

Awarded Construction Cost: \$523,329

Contractor: RJ Noble

Council District: 1



Project Description: This project will improve roadway and pedestrian conditions along Mission Boulevard and Cass Street in Pacific Beach. The work is tied to recent undergrounding projects, the Mission Boulevard (Loring to Turquoise) UU30 and Cass Street (Grand to Pacific Beach Drive) UU143, which require street restoration following completion of the utility work. The project includes asphalt overlay, replacement of damaged concrete street panels, and installation of ADA-compliant

curb ramps. These improvements will provide a smoother driving surface, improve pedestrian accessibility, and extend the overall life of the roadway. Once complete, this heavily trafficked corridor will be safer and more functional for both residents and visitors in the area.

Dr. Bertha O. Pendleton Park Improvement (WBS# B22047) – Contract Awarded.

Asset Managing Department: Parks and Recreation

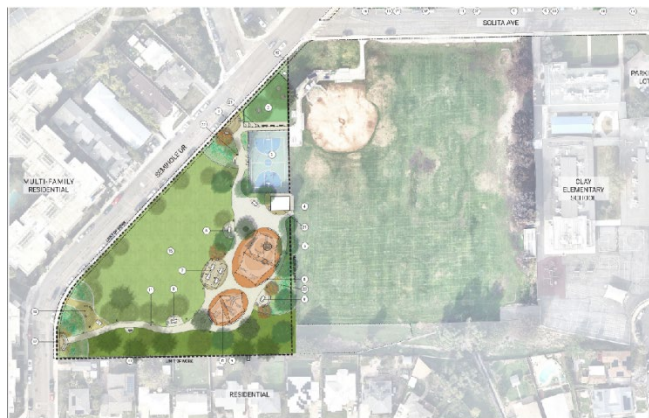
Planned Total Cost: \$7,852,573

Awarded Construction Cost: \$5,451,882

Contractor: Dick Miller, Inc

Council District: 9

Project Description: Improvements to the Dr. Bertha O. Pendleton Neighborhood Park, located in the Eastern Area Community of the City of San Diego, include upgrades to the children’s playground, construction of a new comfort station, addition of a shaded picnic shelter, development of a new off-leash area for dogs, and enhancements to park accessibility and landscaping. The inclusion of the off-leash dog area is an especially anticipated addition, reflecting a long-standing community request. This project is projected to start construction before the end of Fiscal Year 2026.



Mira Mesa Community Park Improvements Phase II (WBS#L16002.1) – In Construction.**Asset Managing Department:** Parks and Recreation**Planned Total Cost:** \$55,524,058**Awarded Construction Cost:** \$43,308,127**Contractor:** PCL Construction Services, Inc.**Council District:** 6

Project Description: The Mira Mesa Community Park Phase II Improvements project is a major investment to expand recreational opportunities and enhance community amenities in the Mira Mesa neighborhood, located in Council District 6. Positioned within one of San Diego's most active and growing communities, the project delivers critical upgrades to residents of all ages. Phase II includes the construction of a new aquatic complex featuring a competition-style pool for lap swimming and competitive use, an activity pool, a splash pad, and supporting facilities, significantly expanding access to aquatic programming and year-round recreation. Additional improvements include a new all-wheels plaza, modern children's playgrounds for ages 2–5 and 5–12, and a public art installation that enhances the park's identity and sense of place. The project also includes new parking, pedestrian pathways and plazas, upgraded lighting, landscaping and irrigation, and stormwater improvements to support long-term sustainability. The existing recreation center will be renovated, and new basketball courts striped for both basketball and pickleball will be added to meet growing recreational demand. Together, these enhancements create a vibrant, inclusive, and multi-generational destination that promotes health, wellness, and community connection for San Diegans. Project construction is anticipated to be complete in Summer 2026.



Sewer & AC Water Group 765A (P) (WBS# B24061) – In Construction.

Asset Managing Department: Transportation

Planned Total Cost: \$1,830,000

Awarded Construction Cost: \$1,780,000

Contractor: SC Valley Engineering, Inc.

Council District: 4

Project Description: Sewer & AC Water Group 765A (P), a transportation project, reached substantial construction completion in December 2025. It includes 2.67 lane miles of AC overlay in the Paradise Hills and Bay Terraces neighborhoods in Council District 4. As part of this project, base repair work was completed, along with concrete work such as curb ramps, curb and gutter, and cross-gutter. This project is connected to Sewer & AC Water Group 765A (W) and (S), water and sewer projects that also reached the construction substantial completion milestone.



PURE WATER SAN DIEGO

Pure Water San Diego is a multi-phased, integrated water and wastewater program designed to provide a safe, local, and sustainable water supply. By using purification technology to turn recycled water into high-quality drinking water, the program will provide nearly half of San Diego’s water needs by 2035.

The program is being implemented in two phases. Phase 1 is currently 85% complete and is on track to produce 30 million gallons of water per day (mgd) for the northern part of the City. Phase 2, currently in the planning and design stage, is projected to provide an additional 53 mgd to the central part of the City.

As of December 31, 2025, approximately \$1.54 billion has been expended or encumbered toward Phase 1 construction and Phase 2 planning. During the first half of Fiscal Year 2026, the City reached significant milestones in operational readiness, including the awarding of key contracts for facility commissioning and specialized system maintenance. Further project details are available on the Public Utilities [Sustainability Page](#).



AWARD-WINNING CIP PROJECTS

Executing the CIP portfolio of projects is complex due to the volume and variety of funding sources, asset types, project delivery methods and priorities. Still, despite these challenges, ECP continues to deliver award-winning projects. Award season begins in the Spring of each year, and at the time of the drafting of this Report, the City has several nominations under review. The Fiscal Year 2026 Year End Report will provide the results of these nominations.

INDUSTRY OUTREACH

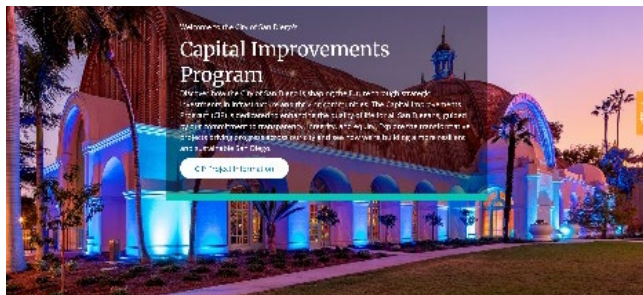
ECP actively promotes outreach and awareness of CIP projects and contracting opportunities in alignment with the Capital Improvements Program Transparency Policy Section H.5. This effort includes regular meetings with Small Local Business Enterprises/Emerging Local Business Enterprises (SLBE/ELBE) firms and professionals in the consulting and construction industries. **Table 3** highlights outreach events conducted during the first half of Fiscal Year 2026, including engagements with the Regional Construction Procurement Committee (RCPC), which oversees the procurement of major infrastructure projects throughout San Diego County.

Beyond hosting regular meetings with SLBE/ELBE firms and industry professionals, ECP has actively participated in various industry events hosted by organizations such as the American Public Works Association (APWA), Associated General Contractors of America (AGC), American Council of Engineering Companies (ACEC), American Society of Civil Engineers (ASCE), the Construction Network, and San Diego County Building & Construction Trades Council. These initiatives aim to enhance awareness of contracting opportunities, streamline processes, and encourage collaboration between regional and national construction firms and the City in delivering the CIP program.

Table 3 – FY 2026 Mid-Year Industry Outreach and Regional Coordination Meetings

Date	Meetings Title	Registrants
7.9.2025	RCPC	35
7.23.2025	S/ELBE	34
8.20.2025	Consultant	77
9.20.2025	Construction	24
10.8.2025	RCPC	17
10.22.2025	S/ELBE	27
11.19.2025	Consultant	106
12.11.2025	Construction	39

TRANSPARENCY IN ECP



The City of San Diego’s Engineering and Capital Projects Department’s Capital Improvements Program (CIP) website provides information on project details, timelines, and funding sources for anyone who would like to review them.

Whether they are looking for details on neighborhood park improvements or when a busy street is expected to be repaved, the new

site has the tools to help answer all of the public’s questions, thanks to new interactive dashboards that make the data accessible and easy to search.

The website can be accessed by clicking this [link](#) or by using the QR code below.



INTER-AGENCY AGREEMENTS

The City collaborates with various agencies to develop specific CIP construction projects, either in part or in whole, through executed inter-agency agreements. These agreements define project delivery responsibilities and cost-sharing requirements, ensuring coordinated efforts between stakeholders. **Exhibit C** provides a comprehensive list of active projects with inter-agency agreements, in accordance with CP 000-31 Section E.1.

PROJECT LABOR AGREEMENT

On January 30, 2024, the City Council approved the implementation of a comprehensive Citywide Project Labor Agreement (PLA), which introduced various conditions and requirements for most CIP construction projects.

In the first half of Fiscal Year 2026, six covered projects subject to the Citywide PLA were advertised and awarded, and 29 Pre-Job Conferences were held. Additionally, two quarterly Newsletters were developed and posted to the [Citywide PLA Website](#). These Newsletters assist the Contractors in reaching the Local Worker Goals and Targeted Worker participation on PLA-covered projects, and connect the Contractors with individuals seeking Sponsorship into a Trade or placement on a project.

Effective July 1, 2026, the PLA applicability threshold will be lowered to include all CIP projects with an

Engineer’s Estimate of \$1 million or more. This change is expected to significantly expand PLA implementation, with over 90% of the program’s contracts incorporating PLA requirements. **Table 4** shows a list of the projects awarded through the PLA.

Table 4 – Projects Awarded Through PLA

Project Name	Prime Contractor	Contract Value
As-Needed Quality Assurance Materials Test Lab services PLA 1 of 3	RMA Group Inc.	\$5,000,000
As-Needed Quality Assurance Materials Test Lab services PLA 2 of 3	WSP USA, Inc.	\$5,000,000
As-Needed Quality Assurance Materials Test Lab services PLA 3 of 3	Kleinfelder, Inc.	\$5,000,000
City Heights Library Performance Annex Improvements	Swinerton Builders	\$5,417,725
Clay Neighborhood Park Improvements	Dick Miller, Inc.	\$5,451,882
Hidden Trails Neighborhood Park	FEC Future Contractors and Engineers, Inc.	\$8,685,000

BID ENVIRONMENT

In Mid Fiscal Year 2026, the City awarded 19 construction contracts across multiple asset types, generating 90 bids from 48 contractors. 12 contractors received at least one award, with five securing multiple contracts. The overall average bids per contract is 4.7. **Table 5** summarizes awarded contracts by asset type.

Table 5 - FY 26 Mid-Year Awarded Contract Bid Per Contract Ration Per Asset Type

Asset Type	Number of Contracts	Number of Bids	Bid Per Contract
Trans – Roadway (AC Overlay)	5	20	4
Trans - Signals - Traffic Signals	1	4	4
Slurry Seal	3	8	2.7
Water/Sewer - Pipelines	1	4	4
Stormwater	2	15	7.5
Parks	4	29	7.25
Buildings	2	8	4
Golf Course	1	2	2
Total	19	90	-
		Overall	4.7

CONSTRUCTION COST ESTIMATING

Comparing the Engineer’s Estimate (EE) to the final contract award amount provides a valuable measure of the City’s estimating performance and responsiveness to market conditions. This analysis evaluates both the accuracy of cost projections and their alignment with actual bid results, offering insight into contractor competitiveness, material and labor cost fluctuations, and broader construction market trends. Understanding how closely the EE reflects awarded contract amounts helps assess the effectiveness of current estimating practices and identify opportunities to improve cost forecasting across different project delivery methods.

Performance results from recent projects, reflected in **Table 6**, show measurable differences between delivery types. For example, among Design-Bid-Build projects, 19% of awards were more than 15% above the EE, whereas in Design-Build projects, none exceeded 15% above the EE. Tracking these results over time will help the City evaluate estimating consistency and identify factors influencing cost variability, such as market timing or project complexity. By analyzing these trends, ECP will refine estimating methodologies, strengthen budgeting accuracy, and ensure project funding better reflects current construction market realities.

Table 6 – Engineer’s Estimate (EE) vs Contract Award Amount

Delivery Method	Number of Contracts	Number of Awards 15% over EE	% of Awards Over 15% of EE
Design Bid Build	16	3	19%
Design Build	3	0	0%

CHANGE ORDERS

Change orders under \$1 million are executed under Mayoral delegated authority. Per the CIP Transparency Policy Section G.1, ECP is required to report change orders between \$500,000 and \$1 million for CIP projects. Additionally, the Pure Water Program has greater delegated authority, allowing change orders of up to \$2 million. To ensure transparency, details of projects with change orders ranging from \$500,000 to \$2 million are included in **Exhibit D**. During the first half of Fiscal Year 2026, 22 change orders met this reporting threshold.

Furthermore, [Ordinance O-20988](#) mandates that the City Council be notified in writing of Utilities Undergrounding Program (UUP) Construction Change Orders (CCOs) exceeding \$200,000. No UUP CCOs surpassing this amount were processed in the first half of Fiscal Year 2026. **Table 7** provides a summary of construction change order performance statistics for the first half of Fiscal Year 2026.

Table 7 – Construction Change Orders through December 31st, 2025

	FY 2025 Mid-Year	FY 2026 Mid-Year
Change order % (excluding scope changes)	2.80%	2.85%
Total change order cost (excluding scope changes)	\$5,167,253	\$6,206,996

NOTICES TO PROCEED AND COMPLETION

Figure 9 and Figure 10 provide a breakdown of the number of projects that have commenced construction and received a Notice to Proceed (NTP) or have completed construction and received a Notice of Completion (NOC) during the first half of Fiscal Years 2025 and 2026, categorized by Council District.

In the first half of Fiscal Year 2026, 36 NTPs were issued, down from 79 in the first half of Fiscal Year 2025. Similarly, 39 NOCs were issued in the first half of Fiscal Year 2026, down from 41 NOCs in the first half of Fiscal Year 2025.

Figure 9: Notices to Proceed

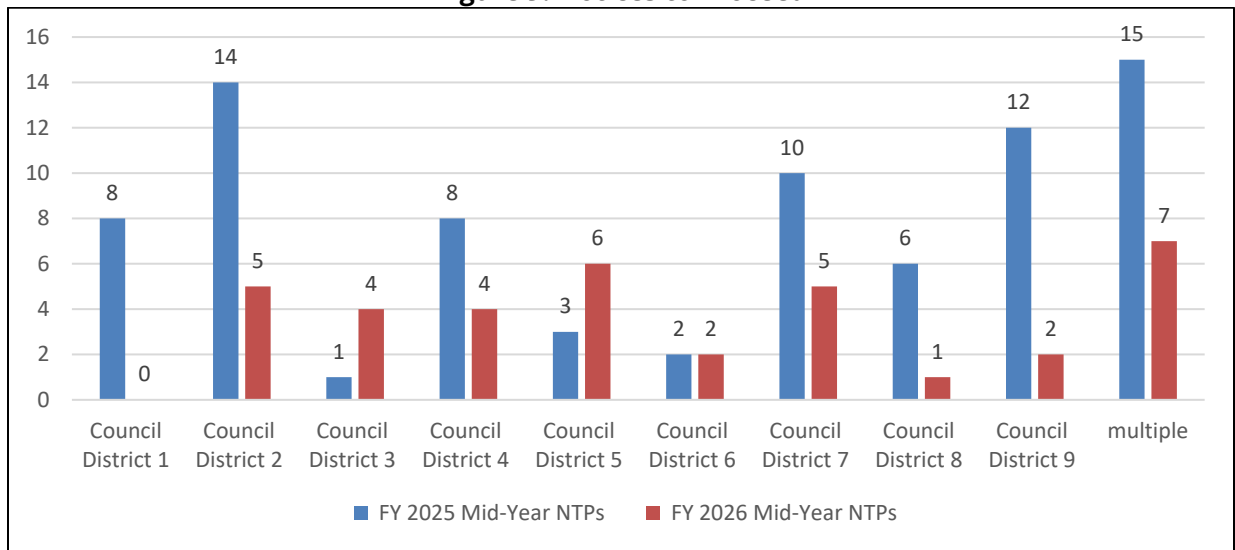


Figure 10: Notices of Completion

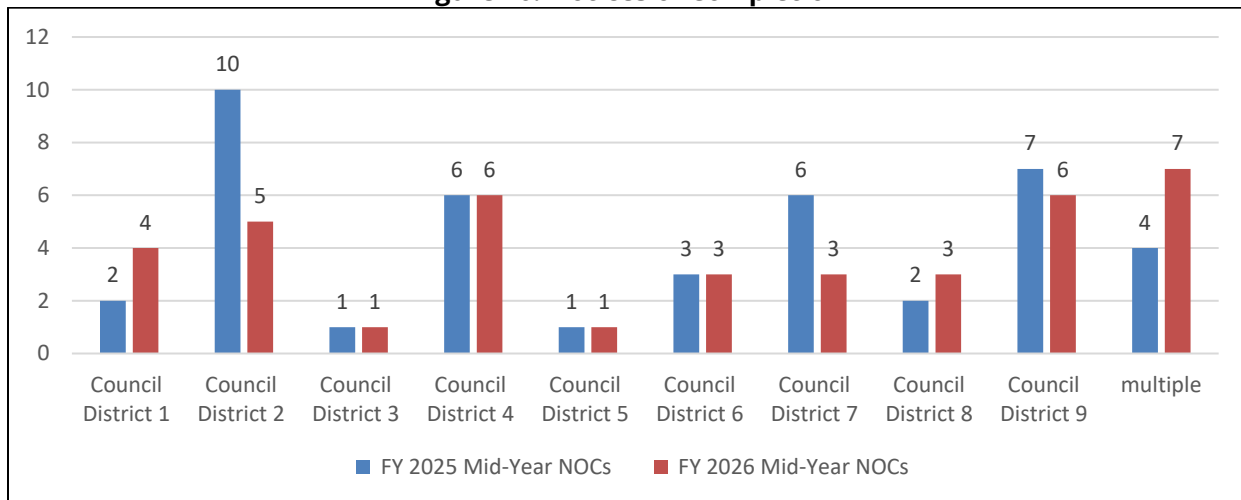


Exhibit E includes a list of Mid Fiscal Year 2026 Notices of Completion per CP 000-31 Section D.2.

CONSTRUCTION MANAGEMENT CONTRACTS

The Construction Management (CM) teams are structured to provide comprehensive construction management and inspection services for all types of CIP projects. To accommodate peak workloads and address projects requiring specialized expertise, CM teams utilize as-needed CM consultant contracts on a case-by-case basis. Under these contracts, consultants may be assigned full or partial project responsibilities. Currently, consultant-supported projects include water and wastewater pipelines, buildings, bridges, and roadway paving. However, CM consultants are only authorized for City-issued projects and cannot be used for ECP-inspected private permits.

To determine whether a project requires consultant CM services, an analysis of the project package is conducted to assess the services required for successful delivery. The CM team then evaluates staff workload capacity and the technical expertise required. If in-house staff cannot fulfill the project’s needs, a CM task is assigned to support the construction team. For large-scale projects, a tailored project-specific Request for Proposal (RFP) is issued.

The Pure Water program involves multiple CM consultants who were previously authorized by the City Council. **Table 8** provides a status update on current As-Needed Construction Management contracts as of December 31, 2025.

Table 8 - Status of Existing As-Needed Construction Management Contracts

As-Needed Construction Management Contracts	Task Orders Issued Mid-Year FY 2026	Cumulative Task Orders Issued	Task Order Value (\$) Mid-Year FY 2026	Cumulative Task Order Value (\$)	Remaining Contract Capacity (\$)
Ghirardelli (Non-WIFIA)	2	3	\$58,660	\$80,692	\$14,941,340
Richard Brady (Non-WIFIA)	1	6	\$37,354	\$6,781,627	\$5,865,917
Kleinfelder (Non-WIFIA)	2	7	\$302,078	\$1,279,024	\$13,402,972
As-needed subtotal	5	16	\$398,092	\$8,141,343	\$34,210,229
Kleinfelder (WIFIA)	0	0	\$0	\$0	\$15,000,000
Harris (WIFIA)	0	0	\$0	\$0	\$15,000,000
Ardurra (WIFIA)	1	2	\$7,455,185	\$7,731,268	\$7,268,732
As-needed subtotal	1	2	\$7,455,185	\$7,731,268	\$37,268,732
Parsons-Black & Veatch Joint Venture	1	12	\$21,219,457	\$84,829,085	\$46,390,372
CH2M Hill Engineers Inc.	0	7	\$12,270,052	\$75,277,126	\$21,992,925
Pure Water Subtotal	1	19	\$33,489,509	\$160,106,211	\$68,383,297
Total	7	37	\$41,342,786	\$175,978,822	\$139,862,258

CONSULTANT AND CONSTRUCTION CONTRACTS

Pursuant to the CP 000-31 Sections C.1 and C.2, a list of [already awarded architectural and engineering consultant contracts](#) and a [forecast of planned construction contract awards](#) is available online.

CONTRACTOR PERFORMANCE AND EVALUATIONS

ECP completes contractor performance evaluations at key project construction milestones, typically at 30% and 60% completion, and again at project closeout. Each evaluation assigns an overall rating of Outstanding, Above Satisfactory, Satisfactory, Needs Improvement, or Unsatisfactory. A final Unsatisfactory rating carries significant consequences. In Fiscal Year 2025, and in coordination with the City Attorney's Office, ECP updated and implemented the contractor performance evaluation process and template to improve clarity, accountability, and enforcement of the City's requirements and standards. The updated process captures relevant performance information to support informed responsibility determinations for future bids, in accordance with SDMC §22.0807.

Contractor evaluations are required for every CIP project, and help to assess performance across seven key categories:

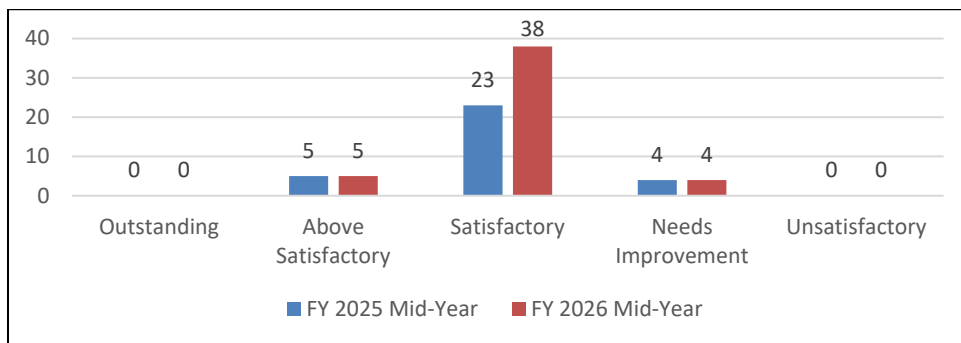
- Contract Administration
- Compliance with Contract Documents
- Construction Quality
- Safety
- Stormwater / Best Management Practice Compliance
- Cooperation, Professionalism, Communication, and Public Outreach
- Subcontracting Performance and Management (new category added to strengthen accountability, support schedule and budget adherence, and minimize community impacts.)

Final Unsatisfactory evaluations may result in debarment under SDMC §22.0807:

- Two Unsatisfactory evaluations within two consecutive years may result in a two-year debarment.
- Three Unsatisfactory evaluations within three consecutive years may result in a three-year debarment.
- Four Unsatisfactory evaluations within four consecutive years may result in permanent debarment.

Overall contractor performance has remained steady, with most contractors meeting satisfactory expectations. During the first half of Fiscal Year 2026, 47 final project evaluations were completed. The results are summarized in **Figure 11**.

Figure 11 - Final Contractor Evaluation Summary



EMERGENCY CIP PROJECTS

When emergency projects are initiated, the initial steps involve defining the scope of work in coordination with the selected contractor. Establishing a complete scope often requires preliminary investigative efforts, including surveying, design development, and geotechnical assessments. To commence the City Council notification and contracting processes, a preliminary cost estimate is required. For straightforward emergency projects, this estimate may be prepared internally to expedite initiation; however, in most cases, the contractor provides the estimate once sufficient investigative work has been completed, and the project scope is clearly defined. In the first half of Fiscal Year 2026, a total of eight new emergency projects were declared, with an estimated combined completion cost of approximately \$24 million. **Table 9** lists Fiscal Year 2026 Mid-Year emergency CIP Projects declared between July 1st and December 31st, 2025.

Table 9 - Mid-Year FY 2026 Emergency Projects

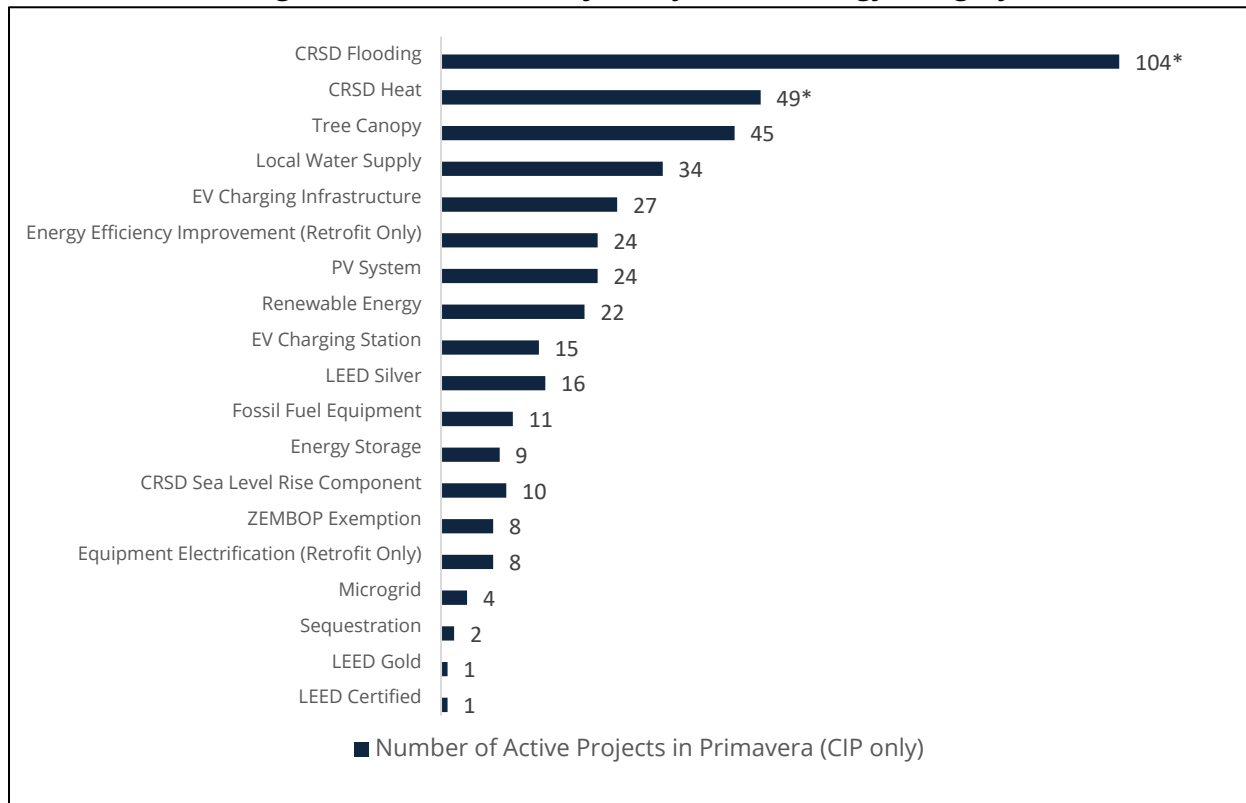
Name	Contractor	Initial Contract Estimate	Council Memo Date	Description
Fire-Rescue				
Mission Beach Lifeguard Station Emergency (L25001.1)	Cass Arrieta	\$3,500,000	7/21/2025	Structural investigation and safety repairs.
Total - Fire-Rescue		\$3,500,000		
PUD Water				
Point Loma Wastewater Plant Power Centers 5 & 7 Emergency Repair (21005870)	Cass Arrieta	\$3,800,000	9/2/2025	Outfit substations with stainless-steel hardware.
Total - Public Utilities		\$3,800,000		
Stormwater				
4030 N Hempstead Cir SD Emergency (B26038)	City Force	\$260,259	7/24/2025	Storm drain replacement project.
5404 Siesta Drive SD (B26043)	TC Construction	\$3,500,000	7/24/2025	Storm drain replacement project.
Fairmount Avenue SD & Channel (B26042)	KTA	\$6,000,000	8/7/2025	Replace the pipe and repair the channel bank.
3020 La Jolla Pkwy SD Emergency (B26053)	City Force	\$200,000	10/16/2025	Storm drain replacement project.
1687 Torrance St. SD Emergency (B26050)	Cass Arrieta	\$4,000,000	12/3/2025	Storm drain replacement project.
Total - Stormwater		\$13,960,259		
Transportation				
Carmel Mountain Traffic Signal Emergency (B26039)	Transportation	\$2,500,000	11/28/2025	Assess and replace 20 signal footings.
Total - Transportation		\$2,500,000		
Grand Total - All Emergencies		\$23,760,259		

CLIMATE ACTION PLAN (CAP)

Advancing the CAP is a priority for the CIP across multiple departments and types of projects. Projects contributing to the CAP include landfill improvements, facility clean energy upgrades, Pure Water, and multimodal transportation improvements. Reaffirming this commitment, CP800-14 gives higher weight values to projects with CAP considerations and positive CAP impacts. The City’s Climate Resilient SD (CRSD) plan also calls for infrastructure investments to protect residents and City operations from the impacts of climate change such as extreme heat, flooding, and wildfire.

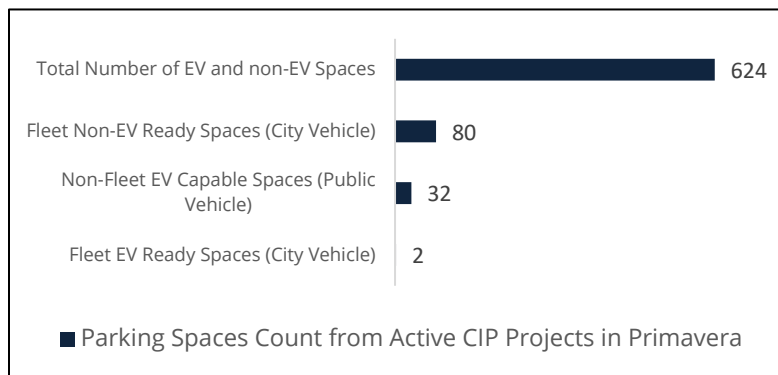
ECP tracks various CAP and EV/Energy-related project activities to show the impact that the CIP makes in achieving citywide CAP goals. **Exhibit F** lists CAP project data for all active CIP projects in Primavera (ECP’s project scheduling tool). **Figure 12** shows active CIP projects in Primavera by CAP category. **Figure 13** shows a count of active CIP projects in Primavera with EV-related parking spaces. Projects with EV-related parking spaces include: (1) new projects where ECP and DGS-Energy are coordinating with the [City’s public EV charging partner](#), EVerged, to design, construct, and install EV charging infrastructure; (2) projects where EV infrastructure – conduit, panels, and/or stub-outs – were installed as part of the CIP-funded project to meet state building code requirements for public charging, which will be utilized by EVerged to install, operate, and maintain the EVSE charging ports; and/or (3) EV infrastructure included in the CIP-funded project to meet future fleet charging needs at the site.

Figure 12 – Active CIP Projects by CAP/EV Energy Category



*Project scope includes the installation of fossil fuel for emergency generators, exempted by the policy, or the project was awarded before ZEMBOP implementation.

Figure 13 – EV Related Parking Spaces Count (Active CIP Projects)



CONCLUSION

The City’s Capital Improvements Program (CIP) continues to serve as a foundational element in advancing a safer, more connected, and resilient community. Guided by Council Policies 000-31 and 800-14, the program underscores a commitment to transparency, equity, and strategic investment. With over 1,300 active projects, the CIP supports critical improvements in public safety, water and wastewater systems, environmental protection, and transportation and mobility infrastructure.

However, the program faces increasing fiscal pressures, as projected budget shortfalls threaten its long-term viability. Insufficient or delayed funding may result in extended delivery schedules, increased project costs driven by inflation and market conditions, and reduced capacity to address urgent infrastructure needs. Additionally, these constraints may limit the scope of key initiatives and impact the City’s competitiveness for external grant funding, which often requires local matching funds.

Maximizing investment in existing infrastructure will remain a central priority moving forward. Achieving this objective will require consistent funding, coordinated efforts across departments, and transparent engagement with the community. The progress made to date demonstrates the City’s commitment to infrastructure investment and highlights the importance of continued funding to meet the City’s evolving needs.

Section	Transparency Policy Requirement	Status
B.1	Each CIP project will have a project page that includes the Council District, community plan, project status, duration, Priority Score, project description, project justification, operating budget impact, project schedule, a summary of project changes, funding sources, and a five-year funding plan that includes the current year's funding and the proposed year's funding.	The new revamped CIP website has interactive dashboards that provide timely and transparent information for all CIP projects. Additional indicators will be added to the interactive dashboards in the near future.
C.1	A summarized list of CIP related Consultant Contracts, valued at \$3 million or less, proposed to be awarded during the upcoming fiscal year will be provided to the City Council in conjunction with the release of the proposed CIP Budget Document.	Industry meeting agendas include a six-month look-ahead of proposed consultant contracts. A long-term outlook is also under development. Similar to the Planned Construction Contract Awards, this look-ahead will be published online.
C.2	A summarized list of CIP related Consultant Contracts, sorted by consultant, that have already been awarded, will also be provided as part of the CIP Budget Document or in conjunction with the release of the Proposed CIP Budget Document by the Purchasing and Contracting Department. The list will include the name of the consultant firm, brief scope of work performed, amount of contract awarded during the current fiscal year, total contract amount, funding source, and EOCP information.	The contract funding source and EOCP information is in the process of being added. Other information, including the fully executed contracts, is already available online.
E.1	For each project, the following information will be provided: Council District, project status, duration, Priority Score, project location and description, project justification, operating budget impact, project schedule, summary of project changes, project delivery method, EOCP subcontracting participation levels, and funding sources and links to bundled projects.	The CIP website has been redesigned to provide timely and transparent information via interactive dashboards. Additional indicators will be added to the interactive dashboards in the near future.

E.1	A summarized list of Inter-Agency Agreements (cooperative agreements) will be posted on the CIP webpage.	This information is included in Exhibit C of this report.
G.1	ECP staff will maintain a database for registering and tracking Change Orders and the awarding of JOC Task Orders.	The Change Order database has been developed, and the results are included as Exhibit D of this Report. A tracking database to allow the reporting of JOC Task Order Awards has also been developed.
G.2	Change Orders executed at a cost between \$500,000 and \$1 million will be listed in the Bi-annual State of Construction Report.	This report includes information on executed change orders as Exhibit D.
G.3	ECP will work with Purchasing and Contracting staff to post a summarized list of Consultant Contract amendments for CIP projects with a change in cost greater than \$200,000 on the CIP webpage.	The CIP website has been redesigned and includes interactive dashboards on project status. Purchasing & Contracting staff are working on including the additional information on consultant contract amendments as part of the new website.
G.4	ECP will work with Purchasing and Contracting staff to post a summarized list of JOC Task Orders that have been awarded to the CIP webpage.	The CIP website has been redesigned and E&CP will continue to work with Purchasing and Contracting to include additional information as part of the Project Information tab.
H.3	Staff will make a deliberate effort to provide details on the projects, respond to questions in writing, and be prepared for in-depth discussions when CIP projects are presented to stakeholders. Staff will stand ready to provide briefings or consider any additional feedback upon request by community stakeholders.	This is an ongoing and recurring effort. ECP provides representation at community meetings as requested. Additionally, a CIP Outreach Manager position has been filled within ECP. The recruiting effort for a CIP Outreach Liaison was underway, but due to budget cuts and hiring freeze, it has paused. The CIP Outreach Manager will focus on supporting stakeholder outreach and providing timely responses to inquiries initiated by the Council and the community. Additionally, the new CIP website provides transparent and timely information on CIP projects via interactive dashboards, which aim to make access to information readily available for all.

Asset Owning Dept	Parent	Funded Program	Funded Program Name	Council District	Project Status	PTD Budget	CY Encumbrances	CY Actuals	Remaining Budget	Estimated Project Cost	Future Budget Requirement
Airports	AAA0001	AAA0001	Montgomery-Gibbs Executive Airport	N/A	N/A	\$1,138,131.78	\$4,000.00	\$0.00	\$1,134,131.78	N/A	No total project cost
Airports	AAA0001	B22146	8690 Aero Drive Roof Replacement	7	completed	\$738,177.73	\$82,303.91	\$4,516.00	(\$878.15)	\$755,000.00	\$16,822.27
Airports	AAA0001	B22157	Terminal Parking Lot East Rehabilitation	7	released	\$1,558,347.00	\$7,346.65	\$84,817.20	\$1,213,322.71	\$1,536,487.00	(\$21,860.00)
Airports	AAA0001	B23012	West Ramp Spider Hanger Rehabilitation	7	released	\$400,000.00	\$12,110.00	\$34,903.37	\$123,346.90	\$2,088,342.00	\$1,688,342.00
Airports	AAA0001	B23013	Unleaded Aviation Fuel Tank	7	released	\$700,000.00	\$110,929.00	\$677.58	\$517,797.42	\$960,000.00	\$280,000.00
Airports	AAA0001	B23100	Terminal Ramp Rehabilitation Project	7	released	\$907,462.98	\$0.00	\$723,657.89	\$0.00	\$8,214,800.00	\$7,407,337.82
Airports	AAA0001	B25056	MVF RWY 10R/28L-TW Ys B,F,H,M,D,C Rehab	7	released	\$675,000.00	\$0.00	\$27,625.79	\$0.00	\$9,053,500.00	\$5,378,500.00
Airports	AAA0002	AAA0002	Brown Field	N/A	N/A	\$1,720,200.19	\$0.00	\$0.00	\$1,720,200.19	N/A	No total project cost
Airports	AAA0002	B19129	Brown Field Taxiways B, C, & G Rehab	8	released	\$2,300,000.00	\$686,037.00	\$30,963.40	\$507,761.24	\$12,419,986.00	\$10,119,986.00
Airports	AAA0002	B21111	Customs & Border Patrol Brown Field Facility	8	released	\$200,000.00	\$0.00	\$0.00	\$132,927.83	Not in P6	No total project cost
Airports	AAA0002	B25063	Brown Field Terminal Roof Replacement	8	released	\$1,000,000.00	\$0.00	\$37,552.81	\$935,655.52	\$1,000,000.00	\$0.00
Airports Total						\$11,237,318.78	\$902,726.66	\$221,066.15	\$7,655,307.54		
Citywide	Standalone	P23007	Civic Center Complex Redevelopment	3	closed	\$1,120,383.51	\$0.00	\$0.00	\$0.00	Not in P6	No total project cost
Citywide	Standalone	S12022	Convention Center Phase III Expansion	3	released	\$1,626,794.01	\$0.00	\$0.00	\$105,217.96	Not in P6	No total project cost
Citywide	Standalone	S17009	101 Ash Improvements	3	released	\$8,750,448.16	\$0.00	\$0.00	\$161,348.80	\$26,213,543.01	\$17,463,094.85
Citywide	Standalone	S23007	Convoy District Gateway Sign	6	closed	\$937,128.95	\$0.00	(\$172.25)	(\$0.00)	Not in P6	No total project cost
Citywide	Standalone	S25001	South Chollas Yard Emergency Repairs	4	released	\$13,679,998.58	\$1,586,258.36	\$5,429,796.38	\$2,905,707.04	\$13,679,998.00	(\$0.58)
Citywide	Standalone	T24000	Electronic Positive Response Software	1,2,3,4,5,6,7,8,9	completed	\$500,000.00	\$355.77	\$3,996.98	\$364,953.24	Not in P6	No total project cost
Citywide Total						\$26,814,763.24	\$1,586,614.13	\$5,468,024.11	\$3,537,227.64		
Department of Information Technology	ATT0001	ATT0001	Governmental Funded IT Projects	N/A	N/A	\$0.00	\$0.00	\$0.00	\$0.00	N/A	No total project cost
Department of Information Technology	ATT0001	B23137	Debt Collections System - RevQ	1,2,3,4,5,6,7,8,9	completed	\$426,000.00	\$19,650.00	\$0.00	\$0.00	Not in P6	No total project cost
Department of Information Technology	ATT0001	B25000	PBF Replacement	Non-City	released	\$1,000,000.00	\$263,719.13	\$344,535.30	\$10,826.25	Not in P6	No total project cost
Department of Information Technology	ATT0001	B25064	Rebuild Fee Data Information System (FDIS)	1,2,3,4,5,6,7,8,9	released	\$800,000.00	\$447,781.13	\$233,716.95	\$71,217.01	Not in P6	No total project cost
Department of Information Technology	ATT0002	ATT0002	Enterprise Funded IT Projects	N/A	N/A	\$13,181,875.47	\$0.00	\$0.00	\$13,181,875.47	N/A	No total project cost
Department of Information Technology	ATT0002	B25087	Remittance Software Update	1,2,3,4,5,6,7,8,9	released	\$137,010.80	\$119,613.00	\$0.00	\$17,397.80	Not in P6	No total project cost
Department of Information Technology	ATT0002	B26040	PLWTP GUF PLC and DCS Upgrades	2	released	\$1,023,000.00	\$0.00	\$0.00	\$1,023,000.00	Not in P6	No total project cost
Department of Information Technology	ATT0002	B26041	PS DCS and HMI Upgrades	2	released	\$337,000.00	\$0.00	\$0.00	\$337,000.00	Not in P6	No total project cost
Department of Information Technology	Standalone	T25000	SAP Modernization	1,2,3,4,5,6,7,8,9	released	\$6,060,000.00	\$0.00	\$85,993.86	\$5,984,750.35	Not in P6	No total project cost
Department of Information Technology Total						\$22,964,886.27	\$850,763.26	\$664,246.11	\$19,840,066.88		
Environmental Services	AFA0001	AFA0001	Landfill Improvements	N/A	N/A	\$615,434.77	\$0.00	\$0.00	\$615,434.77	N/A	No total project cost
Environmental Services	AFA0001	B23030	Arizona St Landfill Gas Collection Sys Improv	3	released	\$500,000.00	\$24,427.00	\$2,419.51	\$455,941.35	Not in P6	No total project cost
Environmental Services	AFA0001	B23031	South Chollas Landfill Gas Collection Sys Improv	4	released	\$3,000,000.00	\$307,264.34	\$2,470,013.80	\$2,470,013.80	Not in P6	No total project cost
Environmental Services	AFA0001	B23041	Miramar Place CNG Facility Upgrades	1	closed	\$5,500,000.00	\$0.00	\$158,783.76	\$5,341,216.24	Not in P6	No total project cost
Environmental Services	AFA0001	B23079	Landfill Gas Collection Sys Improv-South Miramar	6	released	\$3,550,000.00	\$194,532.25	\$6,161.25	\$3,294,434.14	Not in P6	No total project cost
Environmental Services	AFA0001	B23000	West Miramar Landfill Central Basin Expansion Proj	6	released	\$3,755,000.00	\$319,244.82	\$15,766.81	\$3,009,279.24	Not in P6	No total project cost
Environmental Services	AFA0001	B23023	Miramar LF Gas Collection Fac Improv	6	released	\$4,500,000.00	\$199,280.55	\$256,795.63	\$3,905,814.08	Not in P6	No total project cost
Environmental Services	AFA0001	B23031	Miramar PI Fleet Main Facility Upgrade	6	released	\$2,904,500.00	\$42,800.00	\$2,647,59.59	\$2,567,046.63	\$5,037,400.00	\$2,132,900.00
Environmental Services	L17000	L170002	Organics Processing Facility	Non-City	released	\$78,700,000.00	\$17,946,005.73	\$20,105.56	\$55,121,485.22	\$77,233,000.00	(\$1,467,000.00)
Environmental Services	L17000	L170007	Office Trailers/Replacement	Non-City	released	\$3,000,000.00	\$0.00	\$8,751.64	\$2,915,581.61	Not in P6	No total project cost
Environmental Services	L18002	L180023	Storm Water Basin Improvements	Non-City	released	\$3,500,000.00	\$206,310.23	\$59,690.55	\$5,18,814.67	Not in P6	No total project cost
Environmental Services	Standalone	L17000	Miramar Landfill Facility Improvements	Non-City	released	\$79,042.22	\$0.00	\$0.00	\$79,042.22	N/A	No total project cost
Environmental Services Total						\$109,603,976.99	\$19,239,864.92	\$818,670.07	\$75,647,326.30		
Fire-Rescue	L25001	L250011	MB Lifeguard Station Emergency Repair	2	released	\$500,000.00	\$9,225.91	\$406,573.91	\$84,200.18	\$500,000.00	\$0.00
Fire-Rescue	L25001	L250012	MB Lifeguard Station Temp Facilities	2	released	\$2,500,000.00	\$1,855,450.97	\$489,596.02	\$154,953.01	\$3,500,000.00	\$1,000,000.00
Fire-Rescue	Standalone	L25001	Mission Beach Lifeguard Station	N/A	released	\$1,300,000.00	\$0.00	\$0.00	\$1,300,000.00	N/A	No total project cost
Fire-Rescue	Standalone	P24013	SD FR Training Ctr-Feasibility Study	6	released	\$3,324,264.62	\$228,938.90	\$40,101.57	\$2,631,956.42	\$3,324,264.62	\$0.00
Fire-Rescue	Standalone	P25000	OB Lifeguard Station Replacement Study	2	released	\$270,000.00	\$82,648.30	\$46,367.89	\$30,219.44	\$270,000.00	\$0.00
Fire-Rescue	Standalone	S00784	Fire Station No. 49 - Otay Mesa	8	released	\$5,336,413.66	\$29,083.30	\$66,558.63	\$1,953,952.53	\$39,165,038.00	\$33,828,624.34
Fire-Rescue	Standalone	S10119	North Pacific Beach Lifeguard Station	2	released	\$120,000.00	\$0.00	\$0.00	\$111,194.69	Not in P6	No total project cost
Fire-Rescue	Standalone	S14017	Fire Station No. 51 - Skyline Hills	4	released	\$1,200,000.00	\$69,950.00	\$9,316.55	\$101.08	\$31,255,000.00	\$30,055,000.00
Fire-Rescue	Standalone	S14018	Fairmount Avenue Fire Station	4	released	\$2,686,975.72	\$448,766.29	\$128,538.46	\$538,439.34	\$28,000,000.00	\$25,313,024.28
Fire-Rescue	Standalone	S15015	Fire Station No. 48 - Black Mountain Ranch	5	released	\$32,950,000.00	\$23,548,609.29	\$1,525,663.93	\$5,257,445.01	\$34,050,000.00	\$1,100,000.00
Fire-Rescue	Standalone	S18007	Fire-Rescue Air Ops Facility - PH II	7	released	\$3,326,191.14	\$64,740.00	\$69,365.93	\$1,240,733.74	\$42,757,427.00	\$39,431,235.86
Fire-Rescue	Standalone	S19003	Torrey Pines Fire Station	1	completed	\$24,256,000.00	\$1,289,594.41	\$95,784.86	\$1,129,372.00	\$23,035,986.33	(\$1,220,013.67)
Fire-Rescue	Standalone	S25000	BSU Lifeguard Locker Room Repl	2	released	\$500,000.00	\$0.00	\$0.00	\$484,524.85	Not in P6	No total project cost
Fire-Rescue Total						\$78,269,845.14	\$27,627,007.37	\$2,877,867.75	\$14,817,692.29		
Homelessness Strategies and Solutions	L24002	L240021	NTC H Barracks Safe Parking	2,9	completed	\$3,470,000.00	\$97,601.20	\$128,137.11	\$78,183.93	\$3,470,000.00	\$0.00
Homelessness Strategies and Solutions	L24002	L240022	Sports Arena C-CHR5 Occupancy Upgrades	2,9	completed	\$560,000.00	\$41,043.40	\$258,515.53	\$1,079,372.52	\$560,000.00	\$0.00
Homelessness Strategies and Solutions	L24002	L240023	Mission Valley Safe Parking Improvements	2	released	\$1,100,000.00	\$0.00	\$2,931.34	\$1,061,261.66	Not in P6	No total project cost
Homelessness Strategies and Solutions	Standalone	S23014	Rose Canyon Safe Parking	2	closed	\$763,071.62	\$0.00	\$0.00	\$0.00	Not in P6	No total project cost
Homelessness Strategies and Solutions Total						\$5,893,071.62	\$136,644.60	\$389,583.98	\$1,248,817.11		
Library	Standalone	S00800	San Carlos Branch Library	7	released	\$8,436,964.52	\$604,935.39	\$3,421.13	\$5,619,941.87	\$47,501,500.00	\$39,064,535.48
Library	Standalone	S00811	Scripps Miramar Branch Library	5	released	\$10,901,620.92	\$4,535,578.11	\$284,386.72	\$2,084,318.40	\$12,003,055.92	\$1,101,435.00
Library	Standalone	S14023	Pacific Highlands Ranch Branch Library	1	completed	\$23,716,029.61	\$0.00	\$50,987.36	\$547,388.74	\$28,385,847.26	\$4,669,817.65
Library	Standalone	S20015	Ocean Beach Branch Library	2	released	\$11,761,284.15	\$0.00	\$150,384.20	\$11,353,142.51	\$12,751,489.00	\$990,204.85
Library	Standalone	S22010	Old Logan Heights Library Renovation	8	released	\$6,341,521.00	\$2,405,172.32	\$173,956.98	\$2,039,298.55	\$6,341,521.00	\$0.33
Library	Standalone	S22011	Oak Park Library	4	released	\$37,192,125.50	\$31,590,803.40	\$1,550,688.73	\$1,189,957.77	\$38,285,000.00	\$1,092,874.50
Library	Standalone	S23013	City Hills Library Performance Annex Imp	9	released	\$5,615,956.00	\$3,170,340.39	\$1,760,204.57	\$633,622.78	\$6,514,956.00	\$899,000.00
Library	Standalone	S24007	Linda Vista Library Patio Improv	7	released	\$1,150,000.00	\$23,740.00	\$13,343.92	\$1,012,916.88	\$1,150,000.00	\$0.00
Library Total						\$105,115,501.70	\$42,330,369.81	\$4,686,367.71	\$24,480,467.88		
Parks & Recreation	ABT0001	B19001	MLK Rec Center Moisture Intrusion	4	completed	\$2,332,315.33	\$0.00	\$11,530.66	\$128,888.26	\$2,733,675.98	(\$98,639.35)
Parks & Recreation	ABT0001	B22009	Adobe Chapel Museum Old Town	2	released	\$428,224.13	\$0.00	\$0.00	\$92,276.49	\$481,000.00	\$52,775.87
Parks & Recreation	AEA00001	AEA00001	Torrey Pines Golf Course	N/A	N/A	\$250,000.00	\$0.00	\$0.00	\$250,000.00	N/A	No total project cost
Parks & Recreation	AEA00001	B17152	Torrey Pines Golf - Repair Storm Drain Outfall	1	completed	\$2,600,000.00	\$62,755.68	\$17,430.36	\$220,639.98	\$2,600,000.00	\$0.00
Parks & Recreation	AEA00002	B23071	Balboa Park Golf Course Improvements	3	released	\$6,400,000.00	\$4,284,863.00	\$73,161.89	\$1,575,137.61	\$6,400,000.00	\$0.00
Parks & Recreation	AGE00001	AGE00001	Resource-Based Open Space Parks	N/A	N/A	\$504,680.60	\$0.00	\$0.00	\$504,680.60	N/A	No total project cost
Parks & Recreation	AGE00001	B18236	Black Mountain Mine Remediation	5	released	\$1,429,669.41	\$39,114.19	\$34,627.08	\$971,458.16	\$1,778,857.50	\$349,188.09
Parks & Recreation	AGE00001	B19182	Del Mar Mesa Southern Multi-Use Trail	1	released	\$101,683.09	\$0.00	\$1,156.11	\$65,220.67	Not in P6	No total project cost
Parks & Recreation	AGE00001	B20054	West Sycamore Staging Area	6	released	\$4,105,187.79	\$74,182.13	\$154,778.94	\$3,055,876.30	\$3,935,188.00	(\$169,999.79)
Parks & Recreation	AGE00001	B20104	Ruffin Canyon Trail	7	released	\$311,981.35	\$137,706.00				

Asset Owning Dept	Parent	Funded Program	Funded Program Name	Council District	Project Status	PTD Budget	CY Encumbrances	CY Actuals	Remaining Budget	Estimated Project Cost	Future Budget Requirement
Parks & Recreation	AGF00004	B18233	Tecolote North Comfort Station Imp	2	closed	\$1,723,108.76	\$0.00	\$3,059.19	\$0.00	Not in PE	No total project cost
Parks & Recreation	AGF00004	B18234	North Cove Comfort Station Imp	2	completed	\$2,500,000.00	\$33,763.90	\$113,070.45	\$283,503.58	\$2,500,000.00	\$0.00
Parks & Recreation	AGF00004	B19015	Tecolote South Comfort Station Imp	2	closed	\$1,884,904.58	\$0.00	\$4,087.85	\$0.00	Not in PE	No total project cost
Parks & Recreation	AGF00004	B19016	Tecolote South Playground Improvements	2	closed	\$3,145,873.27	\$0.00	\$3,693.01	\$0.00	Not in PE	No total project cost
Parks & Recreation	AGF00004	B19017	Tecolote South Parking Lot Improvements	2	closed	\$486,215.73	\$0.00	\$2,843.19	(\$0.00)	Not in PE	No total project cost
Parks & Recreation	AGF00004	B18021	Crown Point Playground Improvements	1	released	\$3,108,500.00	\$2,119,258.35	\$78,952.43	\$187,659.58	\$3,108,500.00	\$0.00
Parks & Recreation	AGF00004	B19022	Crown Point Parking Lot Improvements	1	released	\$2,372,000.00	\$320,771.72	\$735,718.64	\$771,059.67	\$2,372,000.00	\$0.00
Parks & Recreation	AGF00004	B19130	Beautification of Traffic Island Group 1	1, 2	released	\$975,000.00	\$51,866.19	\$47,549.92	\$227,429.30	\$875,000.00	\$0.00
Parks & Recreation	AGF00004	B19133	Robb Field Turf & Irrigation Improvement	2	released	\$4,530,358.00	\$362,551.72	\$52,471.96	\$3,642,796.65	\$3,656,523.00	(\$873,835.00)
Parks & Recreation	AGF00004	B19156	Hospitality Point Parking Lot Improvement	2	completed	\$2,750,000.00	\$11,802.23	\$125,144.36	\$324,114.48	\$2,750,000.00	\$0.00
Parks & Recreation	AGF00004	B19157	Robb Field Parking Lot Improvements	2	released	\$6,200,000.00	\$207,817.38	\$19,123.15	\$5,715,506.56	\$11,734,746.00	\$5,534,746.00
Parks & Recreation	AGF00004	B19158	Dusty Rhodes Parking Lot Improvements	2	released	\$1,620,862.00	\$28,633.40	\$22,997.91	\$1,298,254.79	\$1,800,000.00	\$179,138.00
Parks & Recreation	AGF00004	B19159	Sunset Point Parking Lot Improvements	2	completed	\$1,559,201.46	\$47,296.07	\$140,593.64	\$145,092.54	\$1,508,860.85	(\$50,340.61)
Parks & Recreation	AGF00004	B19162	S. De Anza Parking Lot Improvements	2	released	\$4,572,000.00	\$3,533,827.50	\$210,194.83	\$377,088.77	\$4,572,000.00	\$0.00
Parks & Recreation	AGF00004	B19163	Rose Marie Stars So Parking Lt Imprvments	2	released	\$4,044,832.40	\$2,082,275.34	\$220,109.76	\$1,235,509.56	\$4,044,832.00	(\$0.40)
Parks & Recreation	AGF00004	B19172	S. De Anza Comfort Station	2	released	\$2,708,325.00	\$2,015,054.97	\$11,052.67	\$14,671.28	\$2,708,325.00	\$0.00
Parks & Recreation	AGF00004	B19173	S. De Anza Basketball Courts and Play Area	2	released	\$7,246,000.08	\$3,886,112.84	\$491,576.72	\$2,191,115.29	\$7,246,000.00	(\$0.08)
Parks & Recreation	AGF00004	B19174	Robb Field Comfort Station Imp	2	released	\$4,922,034.00	\$135,888.55	\$11,591.33	\$4,483,960.18	\$4,922,034.00	\$0.00
Parks & Recreation	AGF00004	B19175	Robb Field Playground	2	released	\$3,641,335.00	\$80,522.95	\$15,353.23	\$3,400,504.59	\$3,973,026.00	\$0.00
Parks & Recreation	AGF00004	B19176	Sunset Point Comfort Station Imp	2	completed	\$2,391,000.00	\$133,248.40	\$1,185,477.11	\$3,305,355.55	\$2,391,000.00	\$0.00
Parks & Recreation	AGF00004	B19179	Hospitality Point Comfort Station Imp	2	completed	\$2,482,289.33	\$87,454.05	\$378,571.18	\$162,315.77	\$2,482,289.33	\$0.00
Parks & Recreation	AGF00004	B19180	Dusty Rhodes Comfort Station Improvement	2	released	\$2,340,334.00	\$16,512.55	\$22,240.33	\$2,040,094.32	\$3,000,000.00	\$659,666.00
Parks & Recreation	AGF00004	B19181	Dusty Rhodes Playground	2	released	\$5,205,714.99	\$72,060.17	\$39,630.23	\$4,771,337.02	\$5,500,000.00	\$294,265.01
Parks & Recreation	AGF00004	B19187	Robb Field Recreation Center	2	completed	\$600,000.00	\$4,763.00	\$21,419.64	\$266,596.60	\$600,000.00	\$0.00
Parks & Recreation	AGF00004	B19212	Robb Field Gateway Path	2	released	\$3,233,046.00	\$80,525.17	\$43,052.44	\$2,518,327.32	\$3,233,046.00	\$0.00
Parks & Recreation	AGF00004	B20107	DeAnza North East Parking Lot	2	completed	\$3,024,577.25	\$45,638.89	\$107,934.50	\$4,033.24	\$3,034,577.27	\$10,000.02
Parks & Recreation	AGF00004	B20130	Mission Bay South Shores GDP	2	released	\$915,000.00	\$333,695.56	\$7,406.96	\$146,581.59	\$2,115,000.00	\$1,200,000.00
Parks & Recreation	AGF00005	AGF00005	Regional Park Improvements	N/A	N/A	(\$0.00)	\$0.00	\$0.00	\$0.00	N/A	No total project cost
Parks & Recreation	AGF00005	B23122	Quince Dr. Runoff & Erosion Ctrl Improv	3	completed	\$1,697,735.45	\$176,713.78	\$74,977.02	\$42,996.13	\$3,625,467.00	\$1,927,731.55
Parks & Recreation	AGF00006	AGF00006	Coastal Erosion and Access	N/A	N/A	\$75,585.80	\$0.00	\$0.00	\$0.00	N/A	No total project cost
Parks & Recreation	AGF00006	B17110	Bermuda Ave Coastal Access Replacement	2	completed	\$3,574,942.10	\$0.00	\$0.00	\$1,362,388.80	\$3,650,528.00	\$75,585.90
Parks & Recreation	AGF00006	B18026	Narragansett Avenue Access	2	released	\$2,025,771.56	\$767,110.69	\$118,412.06	\$765,662.49	\$2,205,771.98	\$0.42
Parks & Recreation	AGF00006	B18027	Santa Cruz Ave Access Stairs and Walkway	2	released	\$397,000.00	\$0.00	\$0.00	\$59,389.74	Not in PE	No total project cost
Parks & Recreation	AGF00006	B22012	Old Salt Pool Access Stairs	2	released	\$1,707,193.77	\$840,641.13	\$37,901.94	\$262,712.67	\$1,707,193.77	\$0.00
Parks & Recreation	AGF00007	AGF00007	Park Improvements	N/A	N/A	\$62,331.12	\$0.00	\$0.00	\$62,331.12	N/A	No total project cost
Parks & Recreation	AGF00007	B18005	John F Kennedy NP Restroom and Playground Improve	4	completed	\$4,652,774.00	\$33,512.50	\$92,233.31	\$349,944.32	\$4,902,774.00	\$250,000.00
Parks & Recreation	AGF00007	B18006	Sherman Heights Com Center Playground	8	completed	\$1,137,471.00	\$213,251.82	\$14,991.06	\$128,067.06	\$1,137,471.00	\$0.00
Parks & Recreation	AGF00007	B18087	Convert Bldg 619 @ NTC into Rec Center	2	closed	\$534,440.90	\$0.00	\$0.00	\$0.00	Not in PE	No total project cost
Parks & Recreation	AGF00007	B18192	Mountain View Sports Courts	4	completed	\$2,272,225.37	\$8,336.54	\$51,738.22	\$227,087.63	\$2,462,224.78	\$189,999.41
Parks & Recreation	AGF00007	B19188	Marcy Neighborhood Park Improvements	6	released	\$5,054,814.00	\$266,049.51	\$1,077,376.86	\$879,361.91	\$5,120,224.65	\$65,410.65
Parks & Recreation	AGF00007	B20057	Coral Gate Neighborhood Park Playground Improv	8	completed	\$3,743,197.45	\$466,153.40	\$473,546.98	\$4,943,197.23	\$1,199,999.78	\$0.00
Parks & Recreation	AGF00007	B20060	Chicano Park Improvements Phase III	8	released	\$2,024,321.00	\$0.00	\$102,974.77	\$1,246,758.73	\$3,224,321.00	\$1,200,000.00
Parks & Recreation	AGF00007	B20096	Willie Henderson Sports Complex Imp	4	released	\$4,821,190.75	\$91,890.09	\$63,861.90	\$3,587,696.20	\$18,754,274.25	\$1,954,274.25
Parks & Recreation	AGF00007	B20097	San Ysidro Act Ctrn Pkng Lot & ADA Imp	4	released	\$3,800,000.00	\$942,478.52	\$1,913,322.39	\$404,530.38	\$5,800,000.00	\$0.00
Parks & Recreation	AGF00007	B21114	Mountain View Sports Courts ADA Improvements	4	released	\$1,137,926.00	\$50,535.00	\$68,286.53	\$803,280.46	\$1,233,329.00	\$95,403.00
Parks & Recreation	AGF00007	B22045	Hard Court Improvements	4	released	\$1,800,000.00	\$809,413.08	\$45,142.97	\$945,443.95	\$1,200,000.00	(\$600,000.00)
Parks & Recreation	AGF00007	B22047	Dr. Bertha O. Pendleton Park Improvements	9	released	\$7,852,573.00	\$5,565,203.00	\$154,267.04	\$1,182,918.42	\$7,852,573.00	\$0.00
Parks & Recreation	AGF00007	B23011	Willie Henderson Lighting Upgrades	4	released	\$2,132,551.00	\$764,920.60	\$733,239.23	\$392,173.85	\$2,822,574.85	(\$1.00)
Parks & Recreation	AGF00007	B23028	Memorial Park Lighting Improvements	8	released	\$4,416,508.00	\$224,638.10	\$115,792.33	\$3,989,809.32	\$4,550,570.00	\$134,062.00
Parks & Recreation	AGF00007	B24101	Southeast CP Lighting Improvements	8	released	\$1,751,363.31	\$60,922.87	\$176,816.73	\$1,403,056.36	\$2,351,363.31	\$600,000.00
Parks & Recreation	AGF00007	B24102	Carmel Mountain Ranch Pool Facility ADA	5	completed	\$385,753.66	\$0.00	\$0.00	(\$0.00)	Not in PE	No total project cost
Parks & Recreation	L14005	L140051	Demo of Loma Land Structures	2	released	\$1,090,792.55	\$45,870.17	\$47,112.85	\$112,959.61	\$3,164,990.00	\$2,074,197.45
Parks & Recreation	L14005	L140052	Hillside Drainage Improvements	2	released	\$2,490,735.61	\$212,295.37	\$64,848.06	\$1,533,130.55	\$9,526,506.00	\$7,035,770.39
Parks & Recreation	L16000	L160005	Clay Avenue Mini Park	8	completed	\$2,398,175.18	\$0.00	\$83,373.93	\$2,281,920.68	(\$16,254.50)	\$0.00
Parks & Recreation	L16001	L160012	Sunset Cliffs Nat Pk Ph 2-Trail & Reveg	2	completed	\$3,502,795.60	\$0.00	\$20,688.65	\$63,550.60	\$3,513,234.44	\$10,427.84
Parks & Recreation	L16002	L160021	Mira Mesa - Pool & Sals Plaza Ph 2	6	released	\$5,484,843.35	\$7,951,785.96	\$13,769,369.92	\$3,770,649.51	\$55,524,658.00	\$29,114.65
Parks & Recreation	L18001	L180011	Chollas Lake Electrical Service	4	completed	\$1,167,508.86	\$40,619.96	\$8,819.37	\$9,819.37	\$1,939,508.86	\$772,000.00
Parks & Recreation	L20000	L200001	Rancho Bernardo Community Park Improv Lighting	5	released	\$1,106,865.00	\$140,010.92	\$67,538.41	\$399,809.83	\$4,000,000.00	\$2,893,335.00
Parks & Recreation	L20000	L200002	Rancho Bernardo Community Park Improv - Dog Park	5	released	\$5,337,652.18	\$3,541,097.30	\$138,780.40	\$703,806.02	\$5,700,000.00	\$362,347.82
Parks & Recreation	L22001	L220011	Full Pier Replacement	2	released	\$9,168,275.63	\$1,083,543.42	\$98,121.82	\$616,672.36	\$189,663,000.00	\$180,494,724.37
Parks & Recreation	L22004	L220041	North Chollas CP Improvements Phase I	4	released	\$2,228,000.00	\$938,535.76	\$1,001,609.58	\$724,028.31	\$11,996,000.00	\$9,789,000.00
Parks & Recreation	L23002	L230021	Feasibility Study	2	completed	\$1,620,635.00	\$0.00	(\$1,950.41)	\$1,406,843.97	\$750,000.00	(\$870,635.00)
Parks & Recreation	L24003	L240031	Howard Lane Park	8	released	\$5,000,000.00	\$139,027.11	\$223,927.38	\$4,489,865.58	\$5,000,000.00	\$0.00
Parks & Recreation	L24003	L240032	Howard Lane Crosswalk	8	released	\$1,300,000.00	\$0.00	\$63,029.75	\$1,131,503.58	\$1,453,000.00	\$153,000.00
Parks & Recreation	L25000	L250001	Spanish Village Men's Restroom	3	released	\$672,994.83	\$14,622.35	\$644,827.42	\$0.00	Not in PE	No total project cost
Parks & Recreation	L25000	L250002	Organ Pavilion Comfort Station	3	released	\$672,994.83	\$81,864.30	\$170,096.65	\$412,212.26	Not in PE	No total project cost
Parks & Recreation	L25000	L250003	Morley Field Comfort Station	3	released	\$3,770,000.00	\$0.00	\$96,704.78	\$3,673,295.22	\$3,770,000.00	\$0.00
Parks & Recreation	L26000	L260001	Maria Widman Comfort Station Demo Ph1	N/A	released	\$750,000.00	\$0.00	\$0.00	\$750,000.00	Not in PE	\$0.00
Parks & Recreation	L26001	L260011	Casa Del Prado Classroom HVAC	3	released	\$5,810,305.90	\$0.00	\$0.00	\$0.00	Not in PE	No total project cost
Parks & Recreation	Standalone	B20058	Ward Canyon Phase III	9	released	\$3,778,054.50	\$1,673,037.31	\$362,022.52	\$6,157,553.78	\$9,379,828.00	\$108,007.48
Parks & Recreation	Standalone	L14005	Sunset Cliffs Park Drainage Improvements	2	released	\$464,380.52	\$0.00	\$0.00	\$464,380.52	N/A	No total project cost
Parks & Recreation	Standalone	L16000	Southeastern Mini Park Improvements	8	released	\$1.23	\$0.00	\$0.00	\$1.23	N/A	No total project cost
Parks & Recreation	Standalone	L16001	Sunset Cliffs Natural Pk Hillside Imp Preserv Phas	2	released	\$3,872.48	\$0.00	\$0.00	\$3,872.48	N/A	No total project cost
Parks & Recreation	Standalone	L20000	Rancho Bernardo CP Improvements	5	released	\$50,496.38	\$0.00	\$0.00	\$50,496.38	N/A	No total project cost
Parks & Recreation	Standalone	L26000	Balboa Park Comfort Station Improvements	3	released	\$1,600,000.00	\$0.00	\$0.00	\$1,600,000.00	N/A	No total project cost
Parks & Recreation	Standalone	L26000	Marie Widman Comfort Station	N/A	released	\$950,000.00	\$0.00	\$0.00	\$950,000.00	Not in PE	No total project cost
Parks & Recreation	Standalone	P20005	Chollas Triangle Park	9	completed	\$2,634,000.00	\$0.00	\$48,070.27	\$2,534,437.59	\$3,288,899.00	\$654,899.00
Parks & Recreation	Standalone	P22005	Boston Ave Linear Park GDP	8	released	\$2,000,000.00	\$0.00	\$51,343.56	\$1,689,682.68	Not in PE	No total project cost
Parks & Recreation	Standalone	P22006	Berardini Field GDP	4	released	\$700,000.00	\$11,495.75	\$63,009.68	\$126,094.34	\$700,000.00	\$0.00
Parks & Recreation	Standalone	P23002	Old Mission Dam Dredging	17	completed	\$1,634,936.00	\$0.00	\$0.00	\$430,695.85	\$1,254,366.85	(\$380,569.15)
Parks & Recreation	Standalone	P23003	Mt. Hope Res. Cr @ Dennis V Altan Park	9	released	\$930,210.36	\$15,242.38	\$15,242.38	\$516,241.92	\$950,000.00	\$119,789.64
Parks & Recreation	Standalone	P23005	Marie Widman Memorial Park GDP	4	released	\$700,000.00	\$140,938.75	\$45,832.72	\$224,817.63	\$700,000.00	\$0.00
Parks & Recreation	Standalone	P23006	Sefton Field Improvements	3	released	\$3,000,000.00	\$0.00	\$41,051.75	\$2,631,527.70	\$3,000,000.00	\$0.00
Parks & Recreation	Standalone	P24000	Balboa Park International Cottages Study	3	released	\$567,613.40	\$159,011.94	\$50,810.73	\$241,799.98	\$567,613.40	\$0.00
Parks & Recreation	Standalone	P24001	Mission Beach Seawall Repair	2	released						

Asset Owning Dept	Parent	Funded Program	Funded Program Name	Council District	Project Status	PTD Budget	CY Encumbrances	CY Actuals	Remaining Budget	Estimated Project Cost	Future Budget Requirement
Parks & Recreation	Standalone	P24017	Crystal Pier Improvements	1	completed	\$1,200,000.00	\$0.00	\$133,693.89	(\$4,928.99)	\$1,210,000.31	\$100,000.31
Parks & Recreation	Standalone	P25002	Chollas Lake Drainage Study	4	released	\$400,000.00	\$78,017.80	\$239,050.91		\$400,000.00	\$0.00
Parks & Recreation	Standalone	RD21001	Black Mountain Ranch Park Ph2	5	released	\$11,034,475.40	\$0.00	\$50,483.38	\$10,746,330.44	\$13,547,900.20	\$2,513,425.20
Parks & Recreation	Standalone	RD21003	Torrey Highlands Trail System	5	completed	\$3,696.50		\$55.68		Not in PE	No total project cost
Parks & Recreation	Standalone	RD22000	Soterra Vista Neighborhood Park	1	released	\$8,992,183.00	\$86,727.50	\$1,271,535.95	\$4,005,585.82	\$9,780,840.00	\$788,457.00
Parks & Recreation	Standalone	RD22001	Demers Ranch Neighborhood Park	8	released	\$2,004,000.00	\$0.00	\$27,366.74	\$14,002,459.30	\$2,004,000.00	\$0.00
Parks & Recreation	Standalone	RD23002	North Central Squares Park	3	released	\$9,210,000.00	\$0.00	\$1,750.08		Not in PE	No total project cost
Parks & Recreation	Standalone	RD23004	Canyonside Comm Park Tennis Expansion	5	released	\$2,553,857.00	\$0.00	\$1,072,000.00	\$1,281,857.00	Not in PE	No total project cost
Parks & Recreation	Standalone	RD23006	Mountain View Racquet Club	4	released	\$500,000.00	\$0.00	\$0.00	\$522,000.00	Not in PE	No total project cost
Parks & Recreation	Standalone	S00751	Hickman Fields Athletic Area	6	released	\$10,381,361.35	\$311,473.51	\$404,248.38	\$279,564.18	\$12,876,320.00	\$2,494,958.65
Parks & Recreation	Standalone	S00752	Beyer Park Development	8	released	\$19,907,104.79	\$3,383,502.21	\$4,275,369.69	\$1,845,087.77	\$22,833,940.00	\$2,926,835.21
Parks & Recreation	Standalone	S00995	Hidden Trails Neighborhood Park	8	released	\$11,444,034.00	\$8,704,755.81	\$521,256.76	\$941,230.59	\$12,577,229.60	\$1,133,195.60
Parks & Recreation	Standalone	S00999	Riviera Del Sol Neighborhood Park	8	completed	\$7,680,000.00	\$0.00	\$65,691.41	\$26,226.41	\$9,600,838.14	\$1,920,838.14
Parks & Recreation	Standalone	S01090	MB GC Cibhouse Demo/Prtl Building Instl	1	completed	\$8,935,084.00	\$291,113.04	\$787,558.20	\$11,982.38	\$9,030,084.00	\$95,000.00
Parks & Recreation	Standalone	S10050	North Park Mini Park	3	completed	\$5,957,056.05	\$179,568.04	\$551,298.85	\$66,172,897.91	\$6,172,897.91	\$25,000.00
Parks & Recreation	Standalone	S10051	Olive St Park Acquisition and Development	3	completed	\$5,502,897.00	\$23,820.53	\$73,182.35	\$157,206.61	\$5,556,067.00	\$453,170.00
Parks & Recreation	Standalone	S11010	MBGC Irrigation & Electrical Upgrades	1	completed	\$6,100,000.00	\$0.00	\$7,822.13	\$47,040.84	\$6,100,000.00	\$0.00
Parks & Recreation	Standalone	S13008	Mohrnie Adobe and Barn Restoration	6	released	\$5,086,018.00	\$92,058.00	\$98,685.52	\$3,806,457.38	\$5,086,017.51	\$0.49
Parks & Recreation	Standalone	S14006	El Cuervo Adobe Improvements	1	released	\$856,000.00	\$0.00	\$39,444.71	\$305,388.63	\$1,056,000.40	\$200,000.40
Parks & Recreation	Standalone	S14007	Salk Neighborhood Park & Joint Use Devel	6	released	\$11,537,278.41	\$413,054.15	\$1,130,561.49	\$374,372.19	\$11,957,278.41	\$420,000.00
Parks & Recreation	Standalone	S15007	Wangenheim Joint Use Facility	6	completed	\$10,592,207.00	\$156,363.79	\$9,187.01	\$228,955.83	\$10,986,662.88	\$374,455.88
Parks & Recreation	Standalone	S15028	Olive Grove Community Park ADA Improve	2	released	\$6,389,930.60	\$382,896.24	\$1,229,502.02	\$1,288,987.58	\$6,572,204.00	\$182,273.40
Parks & Recreation	Standalone	S15031	Egger/South Bay Community Park ADA Improvements	8	completed	\$4,080,144.57	\$132,984.55	\$258,430.68	\$728,056.60	\$6,750,144.84	\$2,670,000.27
Parks & Recreation	Standalone	S15034	Junipero Serra Museum ADA Improvements	2	released	\$1,893,395.49	\$203,645.49	\$252,372.38	\$280,475.14	\$7,089,937.69	\$5,196,542.20
Parks & Recreation	Standalone	S15035	EB Scripps Pk Comfort Station Replacement	1	completed	\$5,199,379.00	\$0.00	\$4,745.25	\$4,040.11	\$5,718,469.56	\$519,906.56
Parks & Recreation	Standalone	S15040	Golf Course Drive Improvements	3	released	\$9,650,142.86	\$701,581.85	\$55,002.86	\$7,388,470.72	\$9,659,306.70	\$9,163.84
Parks & Recreation	Standalone	S16012	East Village Green Phase 1	3	released	\$62,880,209.00	\$1,684,368.52	\$7,295,502.90	(\$42,215.80)	\$79,560,000.00	\$16,679,921.00
Parks & Recreation	Standalone	S16013	Children's Park Improvements	3	completed	\$800,000.00	\$295,950.00	\$0.00	(\$45.47)	\$9,000,920.00	\$8,200,920.00
Parks & Recreation	Standalone	S16029	Carmel Valley CP-Turf Upgrades	1	released	\$5,623,786.00	\$135,390.83	\$299,974.01	\$268,232.82	\$6,740,121.00	\$1,116,335.00
Parks & Recreation	Standalone	S16031	Ocean Air Comfort Station and Park Improvements	1	released	\$3,181,793.00	\$58,323.05	\$98,194.52	\$692,245.72	\$3,181,793.00	\$0.00
Parks & Recreation	Standalone	S16032	Salinas Highlands NP Comfort Station Development	1	released	\$5,833,930.00	\$0.00	\$242,662.89	\$4,812,461.44	\$6,133,662.89	\$300,000.00
Parks & Recreation	Standalone	S16034	Carmel Knolls NP Comfort Station-Development	1	released	\$2,648,017.00	\$1,207,168.85	\$65,010.02	\$1,746,817.13	\$2,648,017.00	\$300,000.00
Parks & Recreation	Standalone	S16034	Carmel Del Mar NP Comfort Station-Development	1	released	\$4,827,360.96	\$1,647,884.21	\$726,881.79	\$247,013.61	\$5,127,360.95	\$299,999.99
Parks & Recreation	Standalone	S16035	Sage Canyon NP Improvements	1	released	\$6,097,357.00	\$2,131,948.24	\$1,667,437.75	\$1,288,255.59	\$6,297,357.10	\$200,000.10
Parks & Recreation	Standalone	S16036	Torrey Highlands NP Upgrades	1	completed	\$2,322,105.41	\$83,188.23	\$94,246.42	\$56,241.18	\$2,488,401.16	\$126,295.75
Parks & Recreation	Standalone	S16038	Carmel Grove NP Comfort Station and Park	1	released	\$2,553,500.00	\$1,151,158.10	\$44,449.51	\$421,015.33	\$2,653,500.00	\$100,000.00
Parks & Recreation	Standalone	S16047	Canon Street Pocket Park	2	completed	\$3,248,825.53	\$20,800.57	\$94,424.12	\$100,871.54	\$3,258,825.53	\$10,000.00
Parks & Recreation	Standalone	S20005	Balboa Park Botanical Bldg Improvements	3	completed	\$18,036,000.00	\$0.00	\$89,715.26	\$256,557.09	\$26,035,999.87	\$7,999,999.87
Parks & Recreation	Standalone	S20007	Jerabek Park Improvements	5	completed	\$7,700,123.63	\$10,586.17	\$215,186.58	\$17,374.72	\$7,952,186.58	\$252,062.37
Parks & Recreation	Standalone	S20012	Chollas Creek Oak Park Trail	9, 4	released	\$4,112,000.00	\$828,201.38	\$102,219.82	\$2,823,785.63	\$4,111,500.00	(\$500.00)
Parks & Recreation	Standalone	S22002	Grove Neighborhood Park	8	released	\$7,810,061.08	\$340,974.59	\$127,097.76	\$6,185,662.98	\$12,110,738.00	\$4,300,676.92
Parks & Recreation	Standalone	S22004	John Baca Park	7	released	\$4,996,000.25	\$239,863.21	\$144,368.91	\$4,209,142.26	\$4,996,000.00	(\$0.25)
Parks & Recreation	Standalone	S22007	Casa Del Prado Reconstruction	3	closed	\$581,694.10	\$0.00	\$0.00	\$0.00	Not in PE	No total project cost
Parks & Recreation	Standalone	S23005	Torrey Pines GC Clubhouse & Maintenance	1	released	\$5,000,000.00	\$1,606,399.48	\$719,749.24	\$1,816,655.14	\$163,138,732.00	\$158,138,732.00
Parks & Recreation	Standalone	S23008	Beyer Park Development Phase II	8	released	\$13,774,408.75	\$22,436.20	\$49,800.06	\$13,403,172.05	\$17,988,000.00	\$4,213,591.25
Parks & Recreation	Standalone	S23009	Starlight Bowl Improvements	3	released	\$600,000.00	\$0.00	\$28,677.52	\$569,447.12	Not in PE	No total project cost
Parks & Recreation	Standalone	S23010	MTRP Trail System Management	6,7	released	\$200,000.00	\$0.00	\$119,817.08	\$80,182.92	Not in PE	No total project cost
Parks & Recreation	Standalone	S24012	14th Street Greenway Block #2	3	released	\$3,400,000.00	\$500,000.00	\$500,000.00	\$2,400,000.00	\$3,101,825.00	(\$298,175.00)
Parks & Recreation	Standalone	S24013	Paradise Hills Community Park Trail	4	released	\$750,000.00	\$18,181.50	\$7,360.18	\$720,270.72	Not in PE	No total project cost
Parks & Recreation	Standalone	S24014	SD Humane Society Roof and HVAC Repl	7	released	\$1,700,000.00	\$0.00	\$33,394.00	\$1,659,677.13	Not in PE	No total project cost
Parks & Recreation	Standalone	S25002	Emerald Hills Neighborhood Park Phase 1	4	released	\$3,800,426.90	\$0.00	\$109,896.19	\$3,613,684.27	\$6,460,000.00	\$2,659,573.10
Parks & Recreation	Standalone	S25003	Montezuma NP Improvements Phase 1	9	released	\$2,116,343.62	\$355,208.00	\$32,183.34	\$1,684,172.15	\$3,000,000.00	\$883,656.38
Parks & Recreation	Standalone	S25004	Ofc. Jeremy Henwood Park Play Area Repl	9	released	\$4,250,000.00	\$0.00	\$152,023.64	\$4,097,976.36	\$4,250,000.00	\$0.00
Parks & Recreation Total						\$701,493,161.98	\$80,940,770.50	\$55,231,324.77	\$225,696,247.15		
Police	Standalone	S18005	Police Range Refurbishment Phase II	9	released	\$3,246,783.07	\$0.00	\$4,433.09	\$2,375,336.84	\$17,800,000.00	\$14,553,216.93
Police Total											
Public Utilities	AB10001	AB10001	Water Treatment Plants	N/A	N/A	\$11,385,824.80	\$6,000.00	\$0.00	\$4,433,356.84	N/A	No total project cost
Public Utilities	AB10001	B19099	Miramar Reservoir PS New Generator & Upp	5	released	\$7,564,095.16	\$1,105,721.00	\$233,927.37	\$495,312.27	\$7,564,094.41	(\$0.75)
Public Utilities	AB10001	B21053	Otay WTP Raw Water Pump Station Slope Restoration	8	released	\$2,045,320.00	\$1,331,879.17	\$354,909.58	\$1,331,879.17	\$6,277,713.00	\$6,277,713.00
Public Utilities	AB10001	B21130	Alvarado WTP Area 40 Sludge PS	7	released	\$1,200,000.00	\$282,128.20	\$145,474.45	\$434,774.34	\$3,375,000.00	\$2,175,000.00
Public Utilities	AB10001	B22037	Otay WTP Raw Water PS Switchboard Replac	8	released	\$1,990,000.00	\$92,906.61	\$76,242.29	\$1,202,497.83	\$4,700,000.00	\$2,710,000.00
Public Utilities	AB10001	B23014	Miramar WTP Caustic Pumping System	5	released	\$2,853,250.41	\$1,575,537.82	\$52,295.17	\$359,002.65	\$3,153,250.41	\$300,000.00
Public Utilities	AB10001	B23049	Miramar WTP Interim Solids Management	5	released	\$4,510,952.40	\$786,708.09	\$100,627.76	\$2,702,386.59	\$5,612,453.00	\$1,101,500.60
Public Utilities	AB10001	B23051	Alvarado WTP Chemical Piping Repl	7	released	\$1,350,000.00	\$740,035.97	\$233,046.11	\$217,373.23	\$5,450,000.00	\$4,100,000.00
Public Utilities	ABJ0001	ABJ0001	Water Pump Station Restoration	N/A	N/A	\$3,497,811.81	\$0.00	\$0.00	\$3,497,811.81	N/A	No total project cost
Public Utilities	ABJ0001	B11072	Soledad Pump Station Upgrade	1	released	\$1,622,885.00	\$2,359,639.89	\$256,366.60	\$2,179,798.55	\$1,727,885.00	\$500,000.00
Public Utilities	ABJ0001	B20123	Gateway Hills Pump Station	5	released	\$2,739,935.75	\$263,631.60	\$259,369.04	\$1,115,832.35	\$7,022,935.75	\$4,288,000.00
Public Utilities	ABJ0001	B23082	Engle Ridge PS Replacement	7	released	\$3,318,321.00	\$2,284,813.52	\$368,620.89	\$291,513.81	\$8,772,000.00	\$5,453,679.00
Public Utilities	ABJ0001	B23088	Carmel Industrial Pump Station	5	released	\$200,000.00	\$0.00	\$0.00	\$0.00	Not in PE	No total project cost
Public Utilities	ABL0001	ABL0001	Standpipe and Reservoir Rehabilitations	N/A	N/A	\$24,806,570.06	\$0.00	\$0.00	\$24,806,570.06	N/A	No total project cost
Public Utilities	ABL0001	B11024	La Jolla Country Club Reservoir	1	completed	\$15,022,913.51	\$0.00	\$0.00	\$0.00	\$15,638,343.04	\$35,429.53
Public Utilities	ABL0001	B21041	La Jolla Country Club & Soledad Reservoir Overflow	1	closed	\$96,011.62	\$0.00	\$0.00	\$0.00	Not in PE	No total project cost
Public Utilities	ABL0001	B21050	Paradise Mesa Standpipe Replacement	4	released	\$425,000.00	\$0.00	\$170,580.18	\$87,734.34	\$14,280,000.00	\$13,855,000.00
Public Utilities	ABL0001	B21108	San Carlos Reservoir Replacement	7	released	\$2,050,000.00	\$202,367.13	\$258,621.04	\$29,141.56	\$17,800,000.00	\$15,750,000.00
Public Utilities	ABL0001	B22002	SV Dam Low Level Outlet Improvements	Non-City	released	\$546,000.00	\$58,142.40	\$91,988.17	\$29,184.07	\$5,366,554.94	\$4,820,554.94
Public Utilities	ABL0001	B22017	San Vicente Drainage Improvements	Non-City	released	\$613,573.77	\$0.00	\$0.00	\$0.00	\$3,191,710.00	\$2,578,136.23
Public Utilities	ABL0001	B23110	Black Mountain Reservoir Spillway Stairs	5	released	\$502,000.00	\$10,639.76	\$21,883.58	\$262,817.65	\$1,204,165.76</	

Asset Owning Dept	Parent	Funded Program	Funded Program Name	Council District	Project Status	PTD Budget	CY Encumbrances	CY Actuals	Remaining Budget	Estimated Project Cost	Future Budget Requirement
Public Utilities	ABO0001	B20137	PLWTP Scum Injection Concentrators Improvements	2	released	\$2,415,021.14	\$962,123.75	\$284,536.64	\$261,658.10	\$23,252,530.11	\$20,837,508.97
Public Utilities	ABO0001	B20148	NCWRP - Chiller Replacement	6	released	\$3,300,000.00	\$110,000.00	\$105,385.11	\$2,406,896.61	\$3,951,276.00	\$651,276.00
Public Utilities	ABO0001	B21148	MBC Gallery Pipeline Replacement	6	released	\$5,570,664.00	\$3,122,285.55	\$468,162.94	\$1,019,028.40	\$5,570,664.00	\$0.00
Public Utilities	ABO0001	B23003	MBC76 Transformer Replacement Emergency	6	released	\$2,300,000.00	\$155,523.78	\$62,986.96	\$2,240,000.00	\$2,240,000.00	(\$60,000.00)
Public Utilities	ABO0001	B23021	MBC Operations Bidding Roof Repl	6	completed	\$2,407,003.67	\$22,040.00	\$112,912.71	\$53,390.79	\$2,457,004.67	\$50,000.00
Public Utilities	ABO0001	B23085	NCWRP/NCWRP Warehouse Storage	6	released	\$2,946,456.00	\$253,446.40	\$168,804.21	\$2,158,632.56	\$2,158,632.56	\$9,241,544.00
Public Utilities	ABO0001	B24112	Storm Water Diversion at the NCWRP	6	released	\$905,100.00	\$0.00	\$94,016.20	\$718,079.01	\$2,084,909.00	\$1,719,809.00
Public Utilities	ABO0001	B24113	PLWTP Sludge Pump Replacement	2	released	\$6,226,073.68	\$453,539.77	\$395,709.78	\$3,534,335.00	\$8,300,000.00	\$2,073,926.32
Public Utilities	ABO0001	B25065	PLWTP Headworks	2	released	\$3,099,999.64	\$2,090,090.25	\$67,940.77	\$837,624.39	\$18,932,000.00	\$15,832,000.36
Public Utilities	ABO0001	B25100	PLWTP Emergency Slope Repair	2	released	\$3,500,000.00	\$1,010,049.53	(\$563,539.80)	\$238,022.28	\$5,515,000.00	\$2,015,000.00
Public Utilities	ABO0001	B26006	MBC Area 51 Air Handling Units Repl	6	released	\$300,000.00	\$0.00	\$23,814.49	\$276,185.51	\$950,000.00	\$650,000.00
Public Utilities	ABO0001	B26007	MBC Area 76 Transformers Repl	6	released	\$300,000.00	\$0.00	\$31,509.15	\$268,490.85	\$9,000,000.00	\$8,700,000.00
Public Utilities	ABO0001	B26008	PLWTP GULF Upgrades	2	released	\$350,000.00	\$0.00	\$9,526.67	\$340,473.33	\$14,582,000.00	\$14,232,000.00
Public Utilities	ABO0001	B26009	PLWTP North Effluent Outfall Connection	2	released	\$350,000.00	\$0.00	\$173,133.66	\$176,866.34	\$16,860,000.00	\$16,510,000.00
Public Utilities	ABO0001	B26010	PLWTP Power Center Upgrades	2	released	\$300,000.00	\$0.00	\$0.00	\$300,000.00	Not in P6	No total project cost
Public Utilities	ABP00001	ABP00001	Pump Station Restorations	N/A	N/A	\$2,789,981.78	\$0.00	\$0.00	\$2,789,981.78	N/A	No total project cost
Public Utilities	ABP00001	B21125	Sewer Pump Station 11 Generator Repair	2	released	\$1,250,000.00	\$42,150.33	\$155,148.52	\$57,376.75	\$3,500,000.00	\$2,250,000.00
Public Utilities	ABP00001	B26000	Pump Station 64 Valve Replacements	1	released	\$300,000.00	\$0.00	\$15,448.56	\$284,551.44	\$2,500,000.00	\$2,200,000.00
Public Utilities	ABP00002	ABP00002	Metropolitan System Pump Stations	N/A	N/A	\$550,000.00	\$0.00	\$0.00	\$550,000.00	N/A	No total project cost
Public Utilities	ABP00002	B21001	Pensacola Pump Station Oxygenation System	5	released	\$7,202,429.00	\$2,736,183.93	\$292,969.37	\$7,385,022.00	\$7,385,022.00	\$182,593.00
Public Utilities	ABP00002	B22032	POPS VFD Replacement Project	5	released	\$2,212,848.18	\$1,375,466.90	\$83,267.00	\$452,142.06	\$2,212,848.18	\$0.00
Public Utilities	ABP00002	B22035	POPS Gas Sensor Replacement Project	5	released	\$965,600.00	\$42,799.50	\$175,160.21	\$268,715.02	\$965,600.00	\$0.00
Public Utilities	ABP00002	B24150	Pump Station 2 Emergency Repair	2	released	\$4,800,000.00	\$1,196,146.50	\$278,680.67	\$235,533.56	\$4,800,000.00	\$0.00
Public Utilities	ABT00003	B21068	Solar Implementation @ Chollas Building A & B	4	released	\$1,435,104.00	\$162,198.15	\$175,640.97	\$139,650.49	\$1,435,104.00	\$0.00
Public Utilities	ABT00003	B21069	Solar Implementation @ Emp Trng Dev Ctr Building	7	released	\$2,184,000.00	\$324,296.87	\$122,307.75	\$97,632.92	\$2,298,000.00	\$114,000.00
Public Utilities	ABT00003	B21070	Solar Implementation @ EMTS Lab Building	2	released	\$4,200,585.39	\$89,324.10	\$30,526.14	\$3,821,014.89	\$4,200,585.39	\$0.00
Public Utilities	AJA00001	AJA00001	Sewer Main Replacements	N/A	N/A	\$49,217,038.44	\$5,000.00	\$0.00	\$49,217,038.44	N/A	No total project cost
Public Utilities	AJA00001	B00374	Sewer & AC Water Group 763 (S)	7, 2	completed	\$10,984,155.04	\$127,105.74	\$342,856.96	\$517,323.77	\$11,417,642.60	\$433,487.56
Public Utilities	AJA00001	B00387	Sewer & AC Water Group 776 (S)	4	completed	\$8,097,826.05	\$0.00	\$9,792.14	\$26,730.60	\$8,200,903.05	\$103,077.00
Public Utilities	AJA00001	B00388	Sewer and AC Water Group 778 (S)	4	completed	\$15,025,305.65	\$0.00	\$31,854.47	\$12,430.85	\$15,688,188.61	\$662,882.96
Public Utilities	AJA00001	B00394	Sewer and AC Water Group 793 (S)	8	completed	\$9,618,678.21	\$663,987.47	\$95,852.29	\$93,938.75	\$9,935,380.75	(\$523,208.46)
Public Utilities	AJA00001	B00395	Sewer & AC Water Group 794 (S)	8	completed	\$13,865,533.41	\$367,169.62	\$133,865.53	\$6,203,164.83	\$13,373,703.41	(\$1,800,006.56)
Public Utilities	AJA00001	B00403	Sewer and AC Water Group 807 (S)	9	completed	\$7,822,969.86	\$0.00	\$68,391.83	\$116,733.61	\$8,585,103.85	\$762,133.99
Public Utilities	AJA00001	B00406	Sewer Group 806	9	released	\$2,017,936.69	\$42,000.00	\$91,737.56	\$92,158.53	\$4,290,457.53	\$2,272,520.84
Public Utilities	AJA00001	B00409	SEWER GJ 798C	1	closed	\$841,381.38	\$0.00	(\$1,187.31)	\$0.00	Not in P6	No total project cost
Public Utilities	AJA00001	B00421	SEWER GROUP 786	1	closed	\$21,874,276.21	\$0.00	\$243.16	\$0.00	Not in P6	No total project cost
Public Utilities	AJA00001	B00426	Sewer & AC Water Group 812 (S)	1, 2	released	\$10,564,824.42	\$171,415.08	\$190,506.13	\$3,169.13	\$11,015,254.00	\$450,429.58
Public Utilities	AJA00001	B00429	BUCHANAN CANYON SEWER B	3	released	\$2,468,423.58	\$133,574.88	\$77,942.51	\$237,063.31	\$24,232,000.00	\$21,763,576.42
Public Utilities	AJA00001	B00431	MISSION CTR CNYN A SMR	7	completed	\$3,767,946.70	\$196,811.56	\$38,342.12	\$71,014.91	\$3,915,920.64	\$147,973.94
Public Utilities	AJA00001	B00433	MISSION CTR CNYN C SMR	7	released	\$3,482,543.63	\$236,910.12	\$154,354.41	\$40,066.56	\$27,275,932.58	\$23,793,388.95
Public Utilities	AJA00001	B00434	SEWER GROUP 828	3	released	\$1,440,604.06	\$28,106.41	\$7,488.24	\$22,364.10	\$11,668,236.00	\$10,227,631.94
Public Utilities	AJA00001	B10210	Sewer Group Crown Point	1	completed	\$11,172,296.48	\$2,329,367.18	\$14,972.15	\$464,183.68	\$11,922,296.48	\$750,000.00
Public Utilities	AJA00001	B12042	Sewer and Water Group Job 940 (S)	1	completed	\$4,636,259.60	\$0.00	\$4,400.50	\$619.72	\$4,635,413.00	(\$946.60)
Public Utilities	AJA00001	B12044	Water and Sewer Group 965 (S)	1	released	\$9,168,193.41	\$3,646,134.86	\$167,095.26	\$374,417.02	\$7,593,248.25	\$1,395,454.84
Public Utilities	AJA00001	B12097	CALTRANS Pacific Beach PPL Central (S)	2	completed	\$619,676.74	\$11,701.45	\$0.00	\$0.00	\$619,676.90	\$0.16
Public Utilities	AJA00001	B12117	PACIFIC BEACH PIPELINE SOUTH (S)	1, 2	completed	\$4,938,527.14	\$0.00	\$33,776.62	\$130,367.32	\$4,938,527.14	\$0.00
Public Utilities	AJA00001	B13169	Sewer & Water Group Job 963 S	9	completed	\$3,433,104.49	\$11,772.67	\$44,643.17	\$58,542.09	\$3,418,518.23	(\$14,586.26)
Public Utilities	AJA00001	B13232	Sewer Group 836	1, 3, 6, 7, 5, 9, 2, 4	released	\$10,389,546.61	\$1,382,916.33	\$479,060.06	\$942,480.59	\$11,389,546.61	\$1,000,000.00
Public Utilities	AJA00001	B14069	Water and Sewer Group 955 (S)	1, 2	completed	\$1,214,032.47	\$0.00	\$3,723.01	\$55,106.71	\$1,214,033.11	\$0.64
Public Utilities	AJA00001	B15002	AC Water and Sewer Group 1026 (S)	9	completed	\$1,818,136.88	\$0.00	(\$185,638.51)	\$216,826.82	\$1,605,166.74	(\$212,950.14)
Public Utilities	AJA00001	B15079	AC Water & Sewer Group 1014 (S)	9	completed	\$2,152,622.74	\$0.00	\$10,939.00	\$955,396.72	\$1,967,726.52	(\$184,896.22)
Public Utilities	AJA00001	B15116	AC Water & Sewer Group 1017 (S)	2	closed	\$660,219.21	\$0.00	\$2,320.22	\$0.00	Not in P6	No total project cost
Public Utilities	AJA00001	B15118	AC Water & Sewer Group 1027 (S)	3	closed	\$452,102.82	\$0.00	(\$2,569.50)	\$0.00	Not in P6	No total project cost
Public Utilities	AJA00001	B15147	AC Water & Sewer Group 1013 (S)	9	closed	\$537,565.52	\$0.00	(\$1,635.02)	\$196,245.43	Not in P6	No total project cost
Public Utilities	AJA00001	B15172	AC Water & Sewer Group 1029 (S)	4	completed	\$1,747,996.41	\$0.00	\$38,448.06	\$268,898.05	\$1,747,997.00	\$0.59
Public Utilities	AJA00001	B15178	La Jolla Scenic Drive Pipeline (S)	1	completed	\$735,633.60	\$0.00	\$23,889.52	\$735,633.00	\$735,633.00	\$0.00
Public Utilities	AJA00001	B16025	College Area Sww & AC Wr Main Repl (S)	9	released	\$13,292,962.49	\$3,798,383.14	\$1,483,955.47	\$408,928.49	\$13,287,962.49	(\$25,000.00)
Public Utilities	AJA00001	B16034	Sewer Group 776A	4	completed	\$6,725,382.01	\$0.00	\$4,671.68	\$78,965.18	\$6,646,417.75	(\$78,964.26)
Public Utilities	AJA00001	B16083	AC Water & Sewer Group 1024 (S)	4	completed	\$4,820,147.60	\$325,462.65	\$25,235.01	\$230,049.59	\$4,865,147.60	\$45,000.00
Public Utilities	AJA00001	B16106	AC Water & Sewer Group 1018 (S)	2	completed	\$3,681,946.08	\$20,403.03	\$19,936.17	\$144,349.73	\$3,681,947.38	\$1.30
Public Utilities	AJA00001	B16145	Sewer & AC Water Crown Point West (S)	1	completed	\$24,343,403.69	\$774,982.04	\$157,458.39	\$129,114.69	\$24,343,403.69	\$0.00
Public Utilities	AJA00001	B17054	Market Street Sewer Pipe Replacement	4	completed	\$623,396.63	\$19,987.12	(\$807.70)	\$199,966.46	\$623,396.63	\$0.00
Public Utilities	AJA00001	B17059	18-in & Larger CI W&S Main Repl Group A - sewer	3, 7, 2	completed	\$2,224,605.10	\$0.00	\$86,995.93	\$549.77	\$2,226,081.37	\$1,576.27
Public Utilities	AJA00001	B17087	Clairemont Mesa Sewer Pipe Replacement	2	released	\$3,825,620.00	\$62,825.39	\$17,227.40	(\$5,988.80)	\$978,025.00	\$614,200.00
Public Utilities	AJA00001	B17104	Sewer & AC Water Group 1032 (S)	8	released	\$10,208,086.97	\$57,102.38	\$589,586.92	\$49,549.28	\$10,883,678.80	\$675,591.83
Public Utilities	AJA00001	B17133	Balboa Park Pipeline Replacement Ph II (S)	3	completed	\$1,833,546.05	\$0.00	\$517.53	\$602,408.75	\$1,833,545.00	(\$1.05)
Public Utilities	AJA00001	B17134	Balboa Park Pipeline Replacement Ph III (S)	3	completed	\$2,572,306.06	\$59,386.79	\$76,282.73	\$59,546.85	\$3,017,143.95	\$444,837.89
Public Utilities	AJA00001	B17170	Mission Beach Water & Sewer Repl (S)	2	completed	\$3,077,229.91	\$57,287.28	\$58,258.62	\$8,192.46	\$3,163,752.87	\$86,522.96
Public Utilities	AJA00001	B17195	AC Water & Sewer Group 1044 (S)	8	completed	\$9,850,123.65	\$9,850.00	\$9,945.11	\$705,231.23	\$9,945,110.00	\$54,999.59
Public Utilities	AJA00001	B17189	Sewer Group 843	3	completed	\$9,369,401.31	\$504,321.12	\$223,542.52	\$113,068.48	\$9,369,401.31	\$0.00
Public Utilities	AJA00001	B18022	AC Water & Sewer Group 1033 (S)	3	released	\$2,708,007.82	\$692,114.00	\$66,530.31	\$7,521.74	\$19,183,465.34	\$16,475,457.52
Public Utilities	AJA00001	B18063	Sewer & AC Water Group 1034 (S)	2	released	\$1,494,694.00	\$0.00	\$76,668.36	\$160,038.22	\$12,998,795.00	\$11,504,101.00
Public Utilities	AJA00001	B18065	Clairemont Mesa West Improv 2 (S)	2	released	\$1,174,066.45	\$0.00	\$59,027.63	\$353,797.05	\$15,159,500.00	\$13,985,433.55
Public Utilities	AJA00001	B18066	AC Water & Sewer Group 1040 (S)	8	released	\$1,620,000.00	\$1,375.81	\$98,933.10	\$280,402.03	\$9,789,839.71	\$8,169,839.71
Public Utilities	AJA00001	B18073	Sewer and AC Water Group 765A (S)	4	completed	\$1,943,917.86	\$1,176,445.71				

Asset Owning Dept	Parent	Funded Program	Funded Program Name	Council District	Project Status	PTD Budget	CY Encumbrances	CY Actuals	Remaining Budget	Estimated Project Cost	Future Budget Requirement
Public Utilities	AJA0001	B19025	Morena Improv 1 (S)	7	released	\$3,456,643.91	\$535,666.08	\$458,475.45	\$3,909.04	\$3,906,643.91	\$450,000.00
Public Utilities	AJA0001	B19033	Hillcrest Improv 1 (S)	3	released	\$1,029,366.00	\$0.00	\$4,011.70	\$135,632.35	\$8,791,537.00	\$7,762,171.00
Public Utilities	AJA0001	B19035	Encanto Improv 2 (S)	4	released	\$14,876,205.24	\$3,829,289.93	\$5,546,779.83	\$971,518.87	\$20,176,874.00	\$5,300,666.76
Public Utilities	AJA0001	B19063	Accelerated Sewer Referral Group 851	1, 3, 6, 8, 5, 9, 2	completed	\$7,912,670.02	\$99,776.71	\$149,461.09	\$374,612.67	\$7,912,670.02	\$0.00
Public Utilities	AJA0001	B19064	Accelerated Sewer Referral Group 852	3, 6, 8, 7, 5, 2, 4	released	\$1,689,215.00	\$181,016.62	\$53,579.72	(\$7,765.83)	\$8,938,457.36	\$7,249,242.36
Public Utilities	AJA0001	B19082	Allied Gardens Improv 1 (S)	7	released	\$658,469.07	\$0.00	\$0.00	\$0.00	\$5,613,000.00	\$4,958,631.93
Public Utilities	AJA0001	B19087	University City Improv 1 (S)	6	released	\$6,205,718.86	\$1,542,946.81	\$1,079,311.81	\$2,941.27	\$7,105,107.05	\$809,388.16
Public Utilities	AJA0001	B19088	Bay Ho Improv 1 (S)	2	closed	\$4,493,300.00	\$0.00	\$4,386.09	\$0.00	Not in P6	No total project cost
Public Utilities	AJA0001	B19104	Bay Ho Improv 2(S)	2	released	\$15,514,764.98	\$6,748,146.59	\$3,430,962.07	\$292,874.29	\$17,637,147.09	\$2,123,307.10
Public Utilities	AJA0001	B19105	La Jolla Improv 2 (S)	1	released	\$5,815,175.56	\$146,648.00	\$1,036,852.78	\$205,657.23	\$5,885,684.36	\$7,508.80
Public Utilities	AJA0001	B19136	Bay Ho Improv 3 (S)	2	released	\$4,858,552.00	\$468,257.86	\$963,005.37	\$212,206.11	\$5,471,354.57	\$612,802.57
Public Utilities	AJA0001	B19138	Sewer Group 1039	8	released	\$2,629,882.57	\$798,285.81	\$175,614.58	\$167,344.29	\$14,864,259.31	\$12,234,376.74
Public Utilities	AJA0001	B19139	Redwood Village/Rolando Park Improv 1(S)	9	completed	\$9,307,077.81	\$61,435.80	\$2,236,030.16	\$1,372,125.18	\$9,698,757.41	\$9,698,757.41
Public Utilities	AJA0001	B19140	Lake Murray Improv 2 (S)	7	completed	\$991,236.09	\$66,219.67	\$8,146.53	\$155,054.72	\$1,051,236.09	\$600,000.00
Public Utilities	AJA0001	B19155	Sewer & AC Water Group 793A (S)	8	released	\$13,000,301.51	\$2,722,060.75	\$5,117,783.20	\$119,217.17	\$16,838,409.18	\$3,838,107.67
Public Utilities	AJA0001	B19169	AC Water & Sewer Group 1025A (S)	8, 4	completed	\$3,387,313.86	\$0.00	\$36,017.21	\$150,633.11	\$3,312,313.86	(\$75,000.00)
Public Utilities	AJA0001	B19204	AC Water & Sewer Group 1028S (S)	3	completed	\$941,960.00	\$995.44	\$31,443.74	\$51,337.74	\$1,041,959.55	\$99,999.55
Public Utilities	AJA0001	B19205	Mission Valley West Improv 1 (S)	3	released	\$466,708.99	\$500.92	\$5,355.72	\$1,522.79	\$1,814,057.21	\$1,347,348.22
Public Utilities	AJA0001	B20004	Clairemont Mesa East Improv 2 (S)	2	released	\$1,549,796.84	\$78,416.86	\$127,675.71	\$4,152.29	\$1,538,279.80	\$1,548,482.96
Public Utilities	AJA0001	B20008	Colma Del Sol Improv 1 (S)	3	released	\$1,750,350.16	\$150,135.75	\$99,275.05	\$5,941.59	\$1,617,179.00	\$13,866,828.84
Public Utilities	AJA0001	B20024	Paradise Hills Improv 1 (S)	4	released	\$7,602,982.45	\$589,713.09	\$206,102.23	(\$47,332.63)	\$7,916,344.41	\$313,381.96
Public Utilities	AJA0001	B20026	Clairemont Mesa East Improv 3 (S)	2	released	\$4,672,748.67	\$1,167,968.47	\$145,296.86	\$897,040.90	\$3,629,748.67	(\$890,000.00)
Public Utilities	AJA0001	B20027	Bay Terraces Improv 1 (S)	4	completed	\$4,318,391.30	\$451,431.66	\$396,110.43	\$181,331.02	\$4,344,537.26	\$26,145.96
Public Utilities	AJA0001	B20033	Clairemont Mesa West Improv 1 (S)	2	completed	\$5,832,134.61	\$6.72	\$207,945.50	\$5,832,134.61	\$0.00	\$0.00
Public Utilities	AJA0001	B20038	Chollas Creek Improv 1 (S)	9, 4	released	\$5,253,359.72	\$2,615.10	\$182,244.26	\$4,099,894.55	\$5,108,359.72	(\$145,000.00)
Public Utilities	AJA0001	B20042	Corridor Improv 2 (S)	9	released	\$6,693,873.88	\$859,183.50	\$974,577.81	\$66,162.89	\$7,048,617.96	\$354,744.08
Public Utilities	AJA0001	B20069	Kensington Improvements 1 (S)	9	released	\$1,529,639.72	\$84,449.06	\$141,905.17	\$126,171.66	\$7,829,113.70	\$6,299,473.98
Public Utilities	AJA0001	B20071	Egger Highland Improvements 1 (S)	8	released	\$15,024,988.07	\$3,217,030.65	\$3,676,709.77	\$1,032,903.46	\$15,375,805.92	\$350,817.85
Public Utilities	AJA0001	B20094	Nestor Improv 1 (S)	8	released	\$1,357,940.50	\$0.00	\$0.00	\$0.00	\$8,302,470.00	\$6,944,529.50
Public Utilities	AJA0001	B20101	Allied Gardens improve 3 (S)	7	released	\$6,896,020.01	\$1,782,122.11	\$2,323,049.55	\$804,207.44	\$7,882,826.94	\$986,806.93
Public Utilities	AJA0001	B20103	El Camito Improv 1 (S)	9	released	\$1,856,826.25	\$0.00	\$0.00	\$0.00	\$14,806,633.00	\$13,750,008.75
Public Utilities	AJA0001	B20132	Valencia Park Improvements 2 (sewer)	4	released	\$824,000.00	\$0.00	\$79,164.21	\$225,702.13	\$12,948,409.00	\$12,126,009.00
Public Utilities	AJA0001	B20133	Morena Improvements 2 (sewer)	7, 2	released	\$573,089.85	\$0.00	\$0.00	\$0.00	\$3,077,007.00	\$2,503,917.15
Public Utilities	AJA0001	B21028	College East Improvements 1 (sewer)	9	released	\$6,375,496.85	\$2,847,482.01	\$2,533,880.10	\$251,250.45	\$7,903,754.00	\$1,528,257.15
Public Utilities	AJA0001	B21031	Rolando Improvements 2 (sewer)	9	released	\$11,433,408.70	\$7,055,464.33	\$1,895,427.27	\$1,357,083.86	\$21,628,026.61	\$10,194,617.91
Public Utilities	AJA0001	B21064	Morena Improvements 3 (s)	7	released	\$1,314,349.05	\$90,399.77	\$12,408.93	\$1,087,682.22	\$1,815,881.00	\$501,531.95
Public Utilities	AJA0001	B21071	Mount Hope Improvements 1 (sewer)	9	released	\$604,985.11	\$0.00	\$19,188.55	\$103,673.75	\$12,290,500.00	\$11,685,514.89
Public Utilities	AJA0001	B21073	Mount Hope Improvements 2 (sewer)	9, 4	released	\$814,405.04	\$0.00	\$359.58	(\$0.00)	\$4,396,242.00	\$3,581,836.96
Public Utilities	AJA0001	B21075	Valencia Park Improvements 3 (sewer)	4	released	\$827,716.13	\$81,360.12	\$36,378.39	\$30,127.53	\$5,540,707.89	\$4,712,991.76
Public Utilities	AJA0001	B21131	Crespo Dr (Mecca-Soledad) Improv (S)	1	released	\$312,197.00	\$0.00	\$20,712.76	\$41,099.15	\$930,514.09	\$618,317.09
Public Utilities	AJA0001	B22038	Barrio Logan Improv 1 (S)	8	released	\$885,700.00	\$107,126.17	\$241,870.29	\$3,740,480.99	\$2,854,780.99	\$0.00
Public Utilities	AJA0001	B22043	Adams North Improv 1 (S)	9	released	\$7,784,000.00	\$4,907,162.39	\$992,790.42	\$1,166,634.88	\$8,083,875.00	\$299,875.00
Public Utilities	AJA0001	B22073	Midway District Improv 2 (S)	2	released	\$680,000.00	\$0.00	\$33,522.25	\$161,150.14	\$10,650,000.00	\$9,970,000.00
Public Utilities	AJA0001	B22075	Midway District Improv 1 (S)	2	released	\$99,000.00	\$0.00	\$153,017.84	\$180,978.15	\$7,557,000.00	\$6,527,000.00
Public Utilities	AJA0001	B22076	Hillcrest Improv 2 (S)	3	released	\$481,919.88	\$0.00	\$0.00	\$0.00	\$5,178,000.00	\$4,696,080.12
Public Utilities	AJA0001	B22077	Hillcrest Improv 3 (S)	3	released	\$1,153,319.00	\$0.00	\$154,270.39	\$61,414.39	\$13,018,000.00	\$11,864,681.00
Public Utilities	AJA0001	B22091	Golden Hill Improv 2 (S)	3, 8	completed	\$1,278,304.50	\$36,184.20	\$67,503.77	\$44,935.25	\$4,570,020.00	\$3,291,715.50
Public Utilities	AJA0001	B22113	Skyline Improv 2 (S)	4	released	\$764,339.17	\$0.00	\$0.00	(\$0.00)	\$10,360,000.00	\$9,595,680.83
Public Utilities	AJA0001	B23037	Pacific Beach Improv 2 (S)	1	released	\$947,000.00	\$0.00	\$156,675.06	\$24,932.69	\$5,963,133.00	\$5,016,133.00
Public Utilities	AJA0001	B23039	Midway District Improv 3 (S)	2	released	\$397,477.87	\$0.00	\$0.00	(\$0.00)	\$6,424,000.00	\$6,026,522.13
Public Utilities	AJA0001	B23041	Terrasanta Improv 2 (S)	7	completed	\$3,282,699.97	\$530,809.86	\$177,227.37	\$299,643.21	\$3,282,699.97	\$0.00
Public Utilities	AJA0001	B23043	Orange Ave & 43rd St Sewer Main Repl	9	closed	\$31,635.09	\$0.00	\$0.00	\$0.00	Not in P6	No total project cost
Public Utilities	AJA0001	B23044	4625 Pendleton St Sewer Main Replacement	2	closed	\$97,204.07	\$0.00	\$0.00	\$0.00	Not in P6	No total project cost
Public Utilities	AJA0001	B23048	Emerald Hills Improv 1(S)	4	released	\$109,977.79	\$0.00	\$7.77	(\$7.77)	\$6,050,000.00	\$5,940,022.21
Public Utilities	AJA0001	B23055	La Jolla Improv 5 (S)	1	released	\$900,000.00	\$0.00	\$75,013.37	\$235,009.33	\$11,702,000.00	\$10,802,000.00
Public Utilities	AJA0001	B23063	La Jolla Improv 6 (S)	1	released	\$1,146,026.00	\$0.00	\$138,925.90	\$170,712.28	\$15,657,000.00	\$14,520,975.00
Public Utilities	AJA0001	B23069	Miramar WTP Residuals Redirection (S)	5	released	\$719,942.90	\$273,233.47	\$144,702.89	\$274,731.25	\$1,695,000.00	\$975,057.01
Public Utilities	AJA0001	B23081	Terrasanta Improv 2A (S)	7	released	\$657,466.56	\$0.00	\$186,837.90	\$13,131.28	\$6,618,000.00	\$5,960,533.44
Public Utilities	AJA0001	B23108	1772 Mimulus Way Sewer Main Repl	1	closed	\$124,417.33	\$0.00	\$0.00	\$0.00	Not in P6	No total project cost
Public Utilities	AJA0001	B23132	4811 & 4745 Lomas Dr Sewer Main Repl	3	closed	\$293,086.42	\$0.00	\$0.00	\$0.00	Not in P6	No total project cost
Public Utilities	AJA0001	B23133	4942 Chaucer Ave Sewer Main Repl	7	closed	\$270,232.16	\$0.00	\$85,791.27	\$0.00	Not in P6	No total project cost
Public Utilities	AJA0001	B23159	2408 Arista St Sewer Main Replacement	3	closed	\$156,653.29	\$0.00	(\$7,823.24)	\$0.00	Not in P6	No total project cost
Public Utilities	AJA0001	B24026	Lincoln Ave & Idaho St Sewer Main Repl	3	completed	\$565,803.00	\$0.00	\$47,642.89	(\$7,913.10)	\$573,716.22	\$7,913.22
Public Utilities	AJA0001	B24027	San Miguel & Franklin Ave Swr Main Repl	4	closed	\$67,475.33	\$0.00	\$0.00	\$0.00	Not in P6	No total project cost
Public Utilities	AJA0001	B24031	Midtown Improv 1 (S)	3, 2	released	\$485,340.00	\$3,798.00	\$112,201.34	\$182,547.97	\$3,449,000.00	\$2,963,660.00
Public Utilities	AJA0001	B24033	North Park Improv 4 (S)	3	released	\$542,169.38	\$0.00	\$50.16	(\$50.16)	\$4,862,228.00	\$4,320,058.62
Public Utilities	AJA0001	B24039	University Heights Improv 2 (S)	3	released	\$349,472.66	\$0.00	\$10.25	(\$10.25)	\$15,322,000.00	\$14,972,527.34
Public Utilities	AJA0001	B24041	Bay Terraces Improv 2 (S)	4	released	\$698,407.86	\$0.00	\$366.87	(\$366.87)	\$14,011,000.00	\$13,312,592.14
Public Utilities	AJA0001	B24045	Citywide Referral Repl 2 (S)	1, 6, 5	released	\$44,000.00	\$0.00	\$85,279.14	\$130,991.44	\$4,057,914.41	\$3,592,914.41
Public Utilities	AJA0001	B24047	Citywide Referral Repl 3 (S)	3, 6, 7, 9, 2, 4	released	\$794,908.22	\$164,908.22	\$85,645.01	\$26,778.30	\$10,484,207.00	\$9,692,298.78
Public Utilities	AJA0001	B24049	Kensington Improv 2 (S)	9	released	\$126,887.33	\$0.00	\$136.00	(\$136.00)	\$4,590,000.00	\$4,463,312.87
Public Utilities	AJA0001	B24051	Otay Mesa West Improv 1 (S)	8	released	\$518,014.77	\$0.00	\$64.96	\$0.00	\$14,209,000.00	\$13,690,985.23
Public Utilities	AJA0001	B24052	Teralta West Improv 1 (S)	9	released	\$389,440.02	\$0.00	\$281.50	(\$281.50)	\$12,536,000.00	\$12,146,559.98
Public Utilities	AJA0001	B24054	Mission Valley West Improv 2 (S)	3, 2	released	\$1,272,833.00	\$0.00	\$314,595.60	\$85,673.95	\$6,653,000.00	\$5,380,167.00
Public Utilities	AJA0001	B24055	University City Improv 3 (S)	6	released	\$382,038.63	\$0.00	\$498.88	(\$498.88)	\$5,880,460.00	\$5,498,421.37
Public Utilities	AJA0001	B24056	Ridgeview Webster Improv 1 (S)	9, 4	released	\$253,650.69	\$0.00	\$84.32	(\$84.32)	\$1,9	

Asset Owning Dept	Parent	Funded Program	Funded Program Name	Council District	Project Status	PTD Budget	CY Encumbrances	CY Actuals	Remaining Budget	Estimated Project Cost	Future Budget Requirement
Public Utilities	AJA0002	AJA0002	Pipeline Rehabilitation	N/A	N/A	\$4,557,505.43	\$0.00	\$0.00	\$4,557,505.43	N/A	No total project cost
Public Utilities	AJA0002	B14125	Pipeline Rehabilitation AF-1	1, 6	completed	\$4,764,021.20	\$0.00	\$10,177.85	\$2,245.59	\$4,764,021.20	\$0.00
Public Utilities	AJA0002	B16135	Pipeline Rehabilitation AN-1	7	closed	\$5,535,760.90	\$0.00	\$0.00	\$0.00	Not in P6	No total project cost
Public Utilities	AJA0002	B17150	Pipeline Rehabilitation AR-1	2	completed	\$4,834,691.41	\$0.00	\$20,890.18	\$84,195.49	\$4,838,496.90	\$3,805.49
Public Utilities	AJA0002	B18037	Pipeline Rehabilitation AU-1	7, 2	completed	\$5,041,821.11	\$0.00	\$16,616.00	\$90,618.87	\$5,041,821.11	\$0.00
Public Utilities	AJA0002	B18082	PIPELINE REHABILITATION AV-1	9, 4	closed	\$4,896,941.72	\$0.00	(\$501.39)	\$0.00	Not in P6	No total project cost
Public Utilities	AJA0002	B18185	Accelerated Pipeline Rehab Ref Group 846	1, 3, 6, 8, 7, 9, 2, 4	closed	\$1,772,027.75	\$0.00	(\$1,276.47)	\$0.00	Not in P6	No total project cost
Public Utilities	AJA0002	B18203	PIPELINE REHABILITATION AX-1	4	released	\$3,974,400.80	\$0.00	\$15,076.03	\$101,371.15	\$3,974,400.80	\$0.00
Public Utilities	AJA0002	B18224	Accelerated Pipeline Rehab Ref Group 850	3, 6, 8, 9, 2	released	\$2,240,168.87	\$236,822.11	\$139,519.77	\$979,945.97	\$3,621,509.84	\$1,381,340.97
Public Utilities	AJA0002	B19145	Sewer Rehab 1051A	7	completed	\$1,172,260.68	\$152,069.10	(\$4.13)	\$123,327.88	\$1,172,260.68	\$0.00
Public Utilities	AJA0002	B19201	Pipeline Rehabilitation BB-1	7, 2	completed	\$5,738,200.00	\$0.00	\$63,872.03	\$400,991.77	\$5,738,200.00	\$0.00
Public Utilities	AJA0002	B20014	Pipeline Rehabilitation BA-1	7	completed	\$4,879,250.68	\$148,284.42	\$30,128.40	\$1,449.48	\$5,079,251.36	\$200,000.68
Public Utilities	AJA0002	B21003	Tierrasanta Improvements 1 (sewer)	7	completed	\$2,577,078.00	\$0.00	(\$928.63)	\$46,573.09	\$2,577,078.00	\$0.00
Public Utilities	AJA0002	B21043	Mira Mesa Improvements 1 (sewer)	6	completed	\$2,278,187.02	\$0.00	\$15,664.84	\$66,197.89	\$2,273,700.00	(\$4,487.02)
Public Utilities	AJA0002	B21044	University City Improvements 2 (sewer)	6	released	\$9,111,375.68	\$1,594,633.95	\$2,738,889.80	\$1,147,710.19	\$9,111,375.68	\$0.00
Public Utilities	AJA0002	B21045	Torrey Pines Improvements 1 (sewer)	4	released	\$3,102,646.78	\$2,131,092.17	\$374.28	\$351,980.50	\$3,002,647.17	(\$99,999.61)
Public Utilities	AJA0002	B22006	Skyline Improv 1 (S)	1	released	\$5,595,657.70	\$633,131.33	\$739,656.00	\$612,745.99	\$5,216,778.27	(\$378,879.43)
Public Utilities	AJA0002	B22007	Encanto Improv 3 (S)	4	released	\$5,172,077.30	\$1,781,724.89	\$1,235,527.39	\$955,762.80	\$5,919,400.80	\$747,323.50
Public Utilities	AJA0002	B22008	Cholasis View Improv 1 (S)	4	released	\$1,173,251.00	\$0.00	\$189,104.62	(\$34,831.92)	\$872,400.00	\$6,950,849.00
Public Utilities	AJA0002	B22011	Jamacha Lomita Improv 1 (S)	4	completed	\$3,506,936.13	\$319,725.47	\$29,025.77	\$299,347.04	\$3,506,936.13	\$0.00
Public Utilities	AJA0002	B22022	Lake Murray Improv 3 (S)	7	released	\$7,473,984.18	\$3,204,050.93	\$988,903.25	\$1,459,105.22	\$7,473,984.18	(\$0.00)
Public Utilities	AJA0002	B22097	Roseville/Fleet Ridge Improv 1 (S)	2	released	\$5,178,649.08	\$1,919,350.50	\$1,031,274.60	\$1,904,108.82	\$6,002,680.39	\$824,031.31
Public Utilities	AJA0002	B23042	Rancho Bernardo Improv 1 (S)	5	completed	\$7,392,782.93	\$326,586.52	\$328,140.66	\$1,006,493.92	\$6,929,782.93	(\$800,000.00)
Public Utilities	AJA0002	B23112	Serra Mesa Improv 1 Rehab (S)	7	completed	\$3,022,565.63	\$689,258.00	\$609,442.48	\$1,113,896.46	\$3,022,565.63	\$0.00
Public Utilities	AJA0002	B24043	Citywide Referral Rehab 1 (S)	1, 6, 8, 5, 2	released	\$3,386,585.36	\$1,513,917.00	\$423,199.41	\$926,132.87	\$3,386,585.36	\$0.00
Public Utilities	AJA0002	B24053	Linda Vista Improv 1 (S)	7	released	\$488,481.86	\$0.00	\$0.00	\$0.00	\$4,256,999.54	\$4,038,517.68
Public Utilities	AJA0002	B25031	Citywide Referral MH Rehab 1	1, 3, 6, 7, 5, 2	released	\$780,000.00	\$0.00	\$16,681.59	\$586,820.96	\$980,000.00	\$200,000.00
Public Utilities	AJA0002	B25043	Clairemont Mesa East Improv 7 (S)	2	released	\$218,745.68	\$0.00	\$720.36	(\$720.36)	\$6,058,000.00	\$5,839,254.32
Public Utilities	AJA0002	B25080	Citywide Referral Rehab 4 (S)	1, 2, 3, 4, 5, 6, 7, 8, 9	released	\$934,000.00	\$0.00	\$66,052.96	\$490,043.99	\$1,134,000.00	\$200,000.00
Public Utilities	AJB00001	AJB00001	Metropolitan Waste Water Department Trunk Sewers	N/A	N/A	\$2,379,865.50	\$0.00	\$0.00	\$2,379,865.50	N/A	No total project cost
Public Utilities	AJB0006	B18058	Mira Mesa Trunk Sewer Improvement	6	completed	\$7,632,757.52	\$0.00	\$942.85	\$161,567.52	\$7,702,757.52	\$59,999.48
Public Utilities	AJB0001	B24010	Sewer Repl at Rady Childrens Hospital PA	7	closed	\$0.00	\$0.00	\$0.00	\$0.00	Not in P6	No total project cost
Public Utilities	AJB0001	B24090	North/South Metro Intercep Manhole Rehab	3, 8, 2	released	\$1,474,000.00	\$1,182,265.54	\$57,417.87	\$107,334.80	\$2,554,000.00	\$1,080,000.00
Public Utilities	AKA0001	AKA0001	Corrosion Control	N/A	N/A	\$100,000.00	\$0.00	\$0.00	\$100,000.00	N/A	No total project cost
Public Utilities	AKA0001	B21110	Paradise Mesa Pipeline Improvements	4	completed	\$900,000.00	\$194.70	\$46,763.29	(\$34,256.24)	\$1,000,000.61	\$100,000.61
Public Utilities	AKA0002	AKA0002	Pressure Reduction Facility Upgrades	N/A	N/A	\$9,377,195.82	\$0.00	\$0.00	\$9,377,195.82	N/A	No total project cost
Public Utilities	AKA0002	B16017	Pressure Reducing Stations Upgrades Ph1	1, 3, 6, 7, 9	released	\$2,200,579.30	\$21,496.00	\$90,708.75	\$37,520.51	\$12,305,000.00	\$10,104,420.70
Public Utilities	AKA0002	B23050	Pressure Reducing Stations Upgrades 2A	1, 3, 6, 7	released	\$3,439,458.68	\$2,034,186.36	\$536,146.64	\$239,437.62	\$15,960,000.00	\$12,520,541.32
Public Utilities	AKA0003	AKA0003	Large Diameter Water Transmission PPL	N/A	N/A	\$36,065,742.82	\$10,000.00	\$0.00	\$36,055,742.82	N/A	No total project cost
Public Utilities	AKA0003	B14092	Otay 2nd Pipeline Phase 1	4	completed	\$26,148,206.11	\$395,452.74	\$979,543.88	\$143,573.14	\$27,704,116.04	\$1,555,909.93
Public Utilities	AKA0003	B15134	16-in & Larger CI W&S Main Repl Group A - water	1, 3, 7, 2	released	\$7,227,614.14	\$0.00	\$113,958.80	\$104,356.04	\$8,103,764.04	\$876,149.90
Public Utilities	AKA0003	B16158	Otay 2nd Pipeline Phase 3	Non-City	completed	\$10,548,200.00	\$340,988.99	\$301,817.12	\$4,995,109.39	\$42,286,000.00	\$31,771,800.00
Public Utilities	AKA0003	B20015	Miramar Valves Replacement	5	completed	\$2,050,134.98	\$0.00	\$209,932.94	\$126,825.36	\$2,050,134.98	\$0.21
Public Utilities	AKA0003	B21109	San Carlos Interconnect & Transmission Pipeline	7	released	\$9,512,298.91	\$6,415,303.87	\$592,834.87	\$809,331.91	\$14,340,632.81	\$4,828,235.70
Public Utilities	AKA0003	B21113	Morena Blvd Bridge W/Tr Pipeline Replacement	3, 7, 2	released	\$2,021,844.00	\$1,671,522.75	\$135,856.85	\$41,382.76	\$3,839,100.00	\$1,817,266.00
Public Utilities	AKA0003	B23075	Miramar Valve No2 Replacement	5	released	\$567,521.00	\$212,527.50	\$83,835.21	\$119,930.32	\$2,067,521.00	\$1,500,000.00
Public Utilities	AKA0003	B24099	San Vicente Pipelines Improvements	Non-City	released	\$1,828,990.00	\$891,768.47	\$398,933.54	\$164,076.95	\$7,739,000.00	\$5,910,010.00
Public Utilities	AKA0003	B25032	Sutherland Pipeline Rehabilitation	Non-City	released	\$200,000.00	\$0.00	\$0.00	\$200,000.00	Not in P6	No total project cost
Public Utilities	AKA0003	B26048	South San Diego No1 Pipeline Emergency	8	released	\$500,000.00	\$0.00	\$28,227.75	\$471,772.25	\$6,600,000.00	\$6,100,000.00
Public Utilities	AKB00003	AKB00003	Water Main Replacements	N/A	N/A	\$93,354,074.90	\$3,000.00	\$0.00	\$93,351,074.90	N/A	No total project cost
Public Utilities	AKB00003	B00032	Water Group Job 525C	8	released	\$1,100,602.98	\$0.00	\$17,137.88	\$353,410.32	\$6,553,033.00	\$5,452,430.02
Public Utilities	AKB00003	B00131	Water Group 525 E	8	released	\$1,522,003.94	\$0.00	\$16,876.77	\$480,513.54	\$7,960,556.00	\$6,438,552.06
Public Utilities	AKB00003	B11036	Sewer & Water Group 940 (W)	9, 4	completed	\$4,455,021.22	\$0.00	\$1,917.51	\$369.79	\$5,072,909.00	\$617,887.78
Public Utilities	AKB00003	B11048	Water Group Job 952	3, 8	released	\$19,232,283.91	\$5,309,759.52	\$217,661.48	\$796,382.42	\$24,642,789.74	\$5,410,505.83
Public Utilities	AKB00003	B12057	Water and Sewer Group 965 (W)	1	released	\$8,925,441.28	\$2,541,740.88	\$3,896,852.23	\$84,290.72	\$14,290,519.46	\$5,325,078.18
Public Utilities	AKB00003	B12072	Water & Sewer Group 963 (W)	9	completed	\$4,487,837.98	\$12,077.33	\$52,248.61	\$36,518.29	\$4,487,837.98	\$0.00
Public Utilities	AKB00003	B12110	CALTRANS Pacific Beach PPL Central (W)	2	completed	\$684,233.25	\$0.00	\$0.00	\$10,000.00	\$684,233.25	(\$0.54)
Public Utilities	AKB00003	B13011	Sewer & Water GJ Crown Pl s/o La Playa (W)	1	completed	\$4,564,880.48	\$885,306.05	\$20,989.96	\$188,833.06	\$4,946,773.81	\$382,093.33
Public Utilities	AKB00003	B13186	Water and Sewer GJ 955 (W)	6, 7, 2	completed	\$4,983,102.64	\$0.00	\$39,101.07	\$75,246.97	\$4,983,102.89	\$0.25
Public Utilities	AKB00003	B13197	Sewer & AC Water Group 776 (W)	4	completed	\$2,874,999.64	\$0.00	\$4,096.77	\$1,121.42	\$2,873,879.64	(\$1,120.00)
Public Utilities	AKB00003	B14099	Water Group 968	3, 9, 2, 4	completed	\$7,157,772.43	\$0.00	\$3,886.30	\$31,936.54	\$7,157,772.13	(\$0.30)
Public Utilities	AKB00003	B15001	AC Water & Sewer Group 1026 (W)	9	completed	\$8,565,112.65	\$0.00	\$197,600.10	\$0.00	\$8,565,113.04	\$0.39
Public Utilities	AKB00003	B15030	Redwood Village Standpipe Main Replacement	9	released	\$1,715,175.00	\$540,416.00	\$318,462.73	\$76,433.08	\$1,796,001.70	\$80,826.70
Public Utilities	AKB00003	B15069	Sewer and AC Water Group 778 (W)	4	completed	\$12,592,937.40	\$0.00	\$46,007.37	\$325,543.80	\$12,592,937.41	\$0.00
Public Utilities	AKB00003	B15070	Sewer and AC Water Group 793 (W)	8	completed	\$2,458,753.77	\$105,107.25	\$25,404.30	\$22,067.70	\$2,658,753.75	\$199,999.98
Public Utilities	AKB00003	B15078	AC Water & Sewer Group 1014 (W)	9	completed	\$7,441,892.43	\$0.00	\$30,363.36	(\$1,382.09)	\$8,618,616.70	\$1,176,724.27
Public Utilities	AKB00003	B15119	AC Water & Sewer Group 1017 (W)	2	closed	\$7,490,216.78	\$0.00	\$12,690.13	\$241,256.45	Not in P6	No total project cost
Public Utilities	AKB00003	B15121	AC Water & Sewer Group 1027 (W)	3	closed	\$7,395,750.50	\$0.00	\$7,063.15	\$0.00	Not in P6	No total project cost
Public Utilities	AKB00003	B15168	AC Water & Sewer Group 1013 (W)	9	closed	\$13,889,276.04	\$0.00	\$0.00	\$0.00	Not in P6	No total project cost
Public Utilities	AKB00003	B15174	AC Water and Sewer Group 1029 (W)	9	completed	\$3,807,400.00	\$0.00	\$38,524.44	\$592,581.37	\$1,480,610.00	\$52,710.00
Public Utilities	AKB00003	B15203	Tecolote Cyn GC Water Conn	7, 2	released	\$2,065,228.28	\$1,413,033.56	\$77,089.14	\$292,405.20	\$2,595,697.96	\$330,471.88
Public Utilities	AKB00003	B16022	College Area Sewer & AC Water Main Repl (W)	9	released	\$3,271,507.08	\$1,013,212.97	\$223,345.61	(\$22,161.59)	\$3,504,677.00	\$233,169.92
Public Utilities	AKB00003	B16023	Remaining Small Diameter CI Water Ph2	3, 8, 7, 9, 4	released	\$10,731,759.63	\$2,567,759.62	\$204,047.67	\$181,218.27	\$14,205,027.36	\$3,473,271.73
Public Utilities	AKB00003	B16041	Sewer & AC Water Group 794 (W)	8	completed	\$2,984,666.81	\$123,576.72	\$106,868.65	\$169,396.36	\$6,064,274.00	\$3,079,607.19
Public Utilities	AKB00003	B16081	AC Water & Sewer Group 1018 (W)	1, 2	completed	\$13,862,911.05	\$84,265.40	\$22,192.26	\$340,521.18	\$15,363,122.95	\$1,500,211.90
Public Utilities	AKB00003	B16082	AC Water & Sewer Group 1024 (W)	4							

Asset Owning Dept	Parent	Funded Program	Funded Program Name	Council District	Project Status	PTD Budget	CY Encumbrances	CY Actuals	Remaining Budget	Estimated Project Cost	Future Budget Requirement
Public Utilities	AKB0003	B18064	Sewer & AC Water Group 1034 (W)	2	released	\$948,422.38	\$0.00	\$56,638.37	(\$13,651.33)	\$17,228,102.00	\$16,279,679.62
Public Utilities	AKB0003	B18068	AC Water & Sewer Group 1040 (W)	8	released	\$5,021,705.12	\$2,535,797.68	\$652,714.02	\$2,488,917.46	\$26,240,801.46	\$20,240,096.34
Public Utilities	AKB0003	B18071	Sewer & AC Water Group 765A (W)	4	completed	\$10,273,865.91	\$1,301,132.13	\$1,661,982.33	\$5,964,948	\$10,649,839.46	\$376,593.55
Public Utilities	AKB0003	B18072	Sewer & AC Water Group 841 (W)	9	completed	\$1,968,077.85	\$0.00	\$33,236.46	\$1,934,841.39	\$1,968,078.46	\$0.61
Public Utilities	AKB0003	B18077	Water Group 972 CI	3, 8, 7, 9, 4	released	\$6,089,951.48	\$3,346,016.31	\$1,073,968.71	\$880,731.85	\$11,106,196.31	\$5,016,804.93
Public Utilities	AKB0003	B18088	AC Water & Sewer Group 1048 (W)	6	released	\$3,416,691.26	\$1,116,381.29	\$859,271.32	\$2,300,309.96	\$3,241,174.70	\$876,519.96
Public Utilities	AKB0003	B18090	AC Water & Sewer Group 1050 (W)	8	completed	\$2,555,009.65	\$141,305.91	\$334,416.03	\$2,413,693.64	\$2,354,605.78	(\$60,903.87)
Public Utilities	AKB0003	B18091	AC Water & Sewer Group 1051 (W)	7	completed	\$2,126,334.49	\$8,662.09	\$2	\$63,161.63	\$2,141,334.22	\$14,999.73
Public Utilities	AKB0003	B18092	AC Water & Sewer Group 1052 (W)	8, 4	completed	\$11,416,641.12	\$113,783.45	\$17,933.34	\$7,933.34	\$11,757,583.21	\$341,122.09
Public Utilities	AKB0003	B18093	AC Water & Sewer Group 1053 (W)	8, 4	completed	\$9,360,851.08	\$100,875.36	\$49,262.18	\$75,247.11	\$9,440,850.66	\$79,998.96
Public Utilities	AKB0003	B18104	Alvarado TS Water Main Relocations	7	released	\$841,575.31	\$0.00	\$41,776.35	\$37,311.85	\$1,447,866.65	\$10,606,291.34
Public Utilities	AKB0003	B18107	AC Water & Sewer Group 1054 (W)	9, 4	released	\$359,000.00	\$9,125.50	\$8,257.07	\$21,527.34	\$7,156,615.00	\$6,797,615.00
Public Utilities	AKB0003	B18113	Sewer & AC Water Group 786 (W)	1	closed	\$1,404,858.21	\$0.00	\$1,699.73	\$0.00	Not in P6	No total project cost
Public Utilities	AKB0003	B18115	Sewer & AC Water Group 1055 (W)	3	released	\$965,155.84	\$15,912.56	\$100,741.53	\$31,398.47	\$8,244,046.26	\$7,278,890.42
Public Utilities	AKB0003	B18121	AC Water & Sewer Group 1036 (W)	1, 9	completed	\$6,437,998.25	\$0.00	\$86,010.12	\$63,616.08	\$6,706,926.56	\$268,928.31
Public Utilities	AKB0003	B18181	AC Water & Sewer Group 1056 (W)	7	completed	\$12,309,020.03	\$10,936.84	\$53,156.86	\$494,211.86	\$12,309,019.89	(\$0.14)
Public Utilities	AKB0003	B18200	Claremont Mesa E Improv 1 (W)	2	completed	\$7,116,600.13	\$0.00	\$44,305.96	\$80,876.30	\$7,116,599.88	(\$0.25)
Public Utilities	AKB0003	B18208	Scraps Ranch Improv 1 (W)	6, 5	completed	\$8,131,664.85	\$145,029.18	\$405,830.64	\$361,500.13	\$9,251,665.31	\$120,000.46
Public Utilities	AKB0003	B18209	Encanto Improv 1 (W)	4	released	\$14,936,934.31	\$4,338,812.22	\$2,772,908.96	(\$95,991.39)	\$16,351,967.32	\$1,655,133.01
Public Utilities	AKB0003	B18210	Lincoln Park Improvement 1 (W)	4	released	\$1,043,987.20	\$136,725.00	\$41,437.53	\$20,316.82	\$5,498,987.20	\$4,443,000.00
Public Utilities	AKB0003	B18215	Damon Ave Water Main Extension & AC Repl	1	closed	\$1,785,721.77	\$0.00	\$8,569.80	(\$0.00)	Not in P6	No total project cost
Public Utilities	AKB0003	B19028	Morena Improv 1 (W)	7	completed	\$6,763,735.67	\$472,388.68	\$674,218.43	\$36,925.08	\$6,903,966.27	\$140,230.60
Public Utilities	AKB0003	B19034	Hillcrest Improv 1 (W)	3	released	\$804,197.02	\$0.00	\$2,649.32	\$124,027.50	\$4,035,250.00	\$3,231,052.98
Public Utilities	AKB0003	B19065	Encanto Improv 2 (W)	4	released	\$9,150,328.51	\$2,183,408.61	\$2,764,834.71	\$819,157.51	\$12,287,129.00	\$3,136,800.49
Public Utilities	AKB0003	B19086	University City Improv 1 (W)	6	released	\$8,910,860.34	\$4,576,038.99	\$1,395,465.27	(\$19,984.89)	\$10,114,000.14	\$1,203,139.80
Public Utilities	AKB0003	B19093	Rancho Penasquitos Improv 1(W)	5	completed	\$7,613,376.06	\$1,474,357.37	\$551,002.09	\$783,841.37	\$8,363,375.49	\$249,999.43
Public Utilities	AKB0003	B19106	Bay Ho Improv 2 (W)	2	released	\$6,320,043.14	\$3,744,691.75	\$2,164,441.84	\$707,560.53	\$7,461,391.39	\$1,141,348.25
Public Utilities	AKB0003	B19117	La Jolla Improv 2 (W)	1	released	\$10,610,797.07	\$835,400.07	\$966,367.92	\$689,215.03	\$11,412,764.53	\$801,967.46
Public Utilities	AKB0003	B19120	La Jolla Improv 1 (W)	1	released	\$10,080,653.51	\$1,462,422.73	\$3,653,002.53	\$2,209,008.80	\$10,776,249.12	\$696,595.61
Public Utilities	AKB0003	B19134	Bay Ho Improv 3 (W)	2	released	\$8,253,917.44	\$613,839.90	\$1,693,085.18	\$65,066.33	\$10,057,611.93	\$1,803,694.49
Public Utilities	AKB0003	B19135	Lake Murray Improv 2 (W)	7	completed	\$14,372,281.85	\$1,762,672.56	\$410,486.28	\$55,153.17	\$15,345,294.45	\$976,012.56
Public Utilities	AKB0003	B19142	Redwood Village/Rolando Park Improv 1(W)	9	completed	\$6,346,907.66	\$217,162.22	\$1,443,178.86	\$593,077.32	\$7,162,094.13	\$815,276.47
Public Utilities	AKB0003	B19144	Pacific Beach Improv 1 (W)	9	released	\$1,817,534.00	\$0.00	\$79,579.87	(\$8,866.06)	\$16,693,510.00	\$14,875,976.00
Public Utilities	AKB0003	B19160	Sewer & AC Water Group 793A (W)	8	released	\$6,326,161.99	\$1,663,185.39	\$2,124,679.47	\$242,829.87	\$12,800,038.48	\$5,754,876.49
Public Utilities	AKB0003	B19166	AC Water and Sewer Group 1052A (W)	8, 4	completed	\$7,965,041.19	\$0.00	\$22,753.66	\$153,465.83	\$8,040,041.19	\$75,000.00
Public Utilities	AKB0003	B19194	Redwood Village/Rolando Park Improv 2(W)	9, 4	released	\$13,735,597.92	\$2,753,998.58	\$2,643,676.08	\$94,283.53	\$14,606,394.57	\$870,796.65
Public Utilities	AKB0003	B19196	Mission Valley West Improv 1 (W)	3	released	\$1,565,485.80	\$8,081.04	\$7,179.30	\$21,576.13	\$7,853,875.98	\$6,288,390.18
Public Utilities	AKB0003	B19199	AC Water Group 1023A	3	released	\$196,751.66	\$0.00	\$0.00	\$0.00	\$1,754,360.00	\$1,557,608.34
Public Utilities	AKB0003	B19205	AC Water and Sewer Group 1023B (W)	3	completed	\$4,316,324.00	\$116,788.30	\$159,340.13	\$179,447.18	\$4,486,324.06	\$1,000,000.00
Public Utilities	AKB0003	B20005	Claremont Mesa East Improv 2 (W)	2	completed	\$16,651,409.83	\$2,250,940.50	\$1,455,383.08	\$1,244,113.20	\$16,889,620.60	\$238,210.77
Public Utilities	AKB0003	B20010	Colina Del Sol Improv 1 (W)	9	released	\$1,413,732.94	\$123,038.69	\$102,530.59	\$28,373.60	\$16,883,516.00	\$10,169,783.06
Public Utilities	AKB0003	B20023	La Jolla Improv 3 (W)	1	released	\$1,431,069.00	\$155,666.35	\$115,829.65	\$103,215.73	\$7,305,820.00	\$6,204,751.00
Public Utilities	AKB0003	B20025	Paradise Hills Improv 1 (W)	4	released	\$4,085,378.65	\$293,071.61	\$90,721.57	\$203,697.51	\$4,202,378.65	\$117,000.00
Public Utilities	AKB0003	B20029	Bay Terraces Improv 1 (W)	4	released	\$9,667,019.92	\$3,349,687.92	\$1,941,363.54	\$121,788.44	\$9,307,019.92	\$640,000.00
Public Utilities	AKB0003	B20052	Claremont Mesa West Improv 1 (W)	2	completed	\$894,941.31	\$0.00	\$1,117.08	\$99,951.10	\$894,941.31	\$0.00
Public Utilities	AKB0003	B20039	Chotlas Creek Improv 1 (W)	9, 4	released	\$1,237,615.38	\$2,854.38	\$147,443.95	\$268,486.25	\$9,818,519.00	\$8,580,902.82
Public Utilities	AKB0003	B20043	Claremont Mesa East Improv 3 (W)	2	released	\$1,883,446.66	\$113,146.08	\$46,198.19	\$319,103.01	\$1,957,295.04	\$73,848.38
Public Utilities	AKB0003	B20044	Corridor Improv 2 (W)	9	released	\$13,284,427.97	\$8,517,177.89	\$1,390,536.59	\$372,760.32	\$15,472,480.32	\$2,188,052.35
Public Utilities	AKB0003	B20100	Allied Gardens Improv 3 (W)	7	released	\$8,025,764.83	\$2,383,267.90	\$1,583,866.14	\$1,157,726.71	\$8,025,765.16	\$0.33
Public Utilities	AKB0003	B20102	El Cerrito Improv 1 (W)	9	released	\$714,688.40	\$0.00	\$0.00	(\$0.00)	\$5,135,514.00	\$4,420,825.60
Public Utilities	AKB0003	B20128	Morena Improvements 2 (water)	3, 7	released	\$1,138,580.06	\$0.00	\$212.77	(\$0.00)	\$10,142,045.00	\$9,003,464.94
Public Utilities	AKB0003	B20129	Old Town Improvements 1 (water)	3, 2	released	\$6,729,367.33	\$1,202,938.90	\$291,233.01	(\$14,388.56)	\$6,965,366.94	\$235,999.61
Public Utilities	AKB0003	B20135	Valencia Park Improvements 2 (water)	4	released	\$480,000.00	\$0.00	\$46,639.37	(\$17,759.84)	\$10,513,589.00	\$10,033,589.00
Public Utilities	AKB0003	B21002	University Ave (Aragon St-69th St) Water Main Repl	9	completed	\$288,432.09	\$0.00	\$0.00	\$0.00	\$288,432.09	\$10,000.00
Public Utilities	AKB0003	B21029	College East Improvements 1 (water)	9	released	\$6,677,193.00	\$5,412,353.17	\$403,831.56	\$409,421.47	\$8,255,150.00	\$1,677,957.00
Public Utilities	AKB0003	B21033	Claremont Improvements 2 (water)	9	released	\$5,004,785.69	\$3,262,824.38	\$289,358.36	\$726,322.68	\$10,865,818.86	\$5,861,033.18
Public Utilities	AKB0003	B21055	Asbestos Cement Water Group 1027A	3	completed	\$4,304,486.97	\$107,332.60	\$260,660.52	\$51,919.19	\$4,404,487.24	\$100,000.00
Public Utilities	AKB0003	B21072	Mount Hope Improvements 1 (water)	9	released	\$254,000.00	\$0.00	\$0.00	\$0.00	\$5,348,330.00	\$5,094,330.00
Public Utilities	AKB0003	B21074	Mount Hope Improvements 2 (water)	9	released	\$703,562.73	\$0.00	\$0.00	\$0.00	\$5,062,076.00	\$4,358,013.27
Public Utilities	AKB0003	B21076	Rancho Penasquitos Improvements 2 (water)	5	completed	\$5,256,409.07	\$0.00	\$7,482.53	\$176,410.49	\$5,256,409.07	\$0.00
Public Utilities	AKB0003	B21081	Azalea Hollywood Park Improvements 1 - water	7, 9	completed	\$130,000.00	\$16,137.66	\$0.00	\$90,787.53	\$130,000.00	\$0.00
Public Utilities	AKB0003	B21132	Crespo Dr (Mecca-Soledad) Improv (W)	1	released	\$277,900.00	\$0.00	\$21,832.15	\$36,845.73	\$1,474,335.67	\$1,196,435.67
Public Utilities	AKB0003	B22015	Via De La Valle Pipeline	1	released	\$644,392.96	\$0.00	\$117,764.62	(\$3,757.48)	\$10,023,393.00	\$9,379,000.04
Public Utilities	AKB0003	B22019	Azalea Park Improv 2 (W)	9	released	\$1,120,603.16	\$0.00	\$30.60	\$0.00	\$6,940,000.00	\$5,819,396.84
Public Utilities	AKB0003	B22020	Fairmount Park Improv 1 (W)	9	released	\$1,069,463.70	\$33,078.75	\$70,593.03	\$65,067.51	\$5,396,004.32	\$4,326,540.62
Public Utilities	AKB0003	B22021	North Park Improv 2 (W)	3	released	\$13,865,417.00	\$1,099,035.30	\$1,385,978.07	\$3,997,735.26	\$15,641,219.05	\$1,775,802.05
Public Utilities	AKB0003	B22023	Oak Park Improv 2(W)	4	released	\$13,509,509.70	\$11,943,303.54	\$846,916.60	\$151,236.19	\$15,903,600.00	\$2,394,990.30
Public Utilities	AKB0003	B22026	Talmadge Improv 1 (W)	9	released	\$9,890,450.00	\$6,017,123.50	\$2,417,186.52	\$634,178.83	\$10,778,204.00	\$897,754.00
Public Utilities	AKB0003	B22044	Adams North Improv 1 (W)	9	released	\$10,579,509.00	\$9,470,460.35	\$2,670,066.94	\$182,109.86	\$3,237,000.00	\$2,658,400.00
Public Utilities	AKB0003	B22060	Barro Logan Improv 1 (W)	3	released	\$700,504.00	\$41,506.73	\$188,890.05	\$180,773.32	\$3,778,882.25	\$6,778,358.25
Public Utilities	AKB0003	B22072	Midway District Improv 2 (W)	2	released	\$610,000.00	\$0.00	\$0.00	\$120,172.86	\$8,044,500.00	\$7,434,500.00
Public Utilities	AKB0003	B22074	Midway District Improv 1 (W)	2	released	\$1,067,000.00	\$0.00	\$429,688.63	\$183,147.53	\$8,248,000.00	\$8,248,000.00
Public Utilities	AKB0003	B22092	Rossville/Fleet Ridge Improv 1 (W)	2	released	\$11,283,488.48	\$1,993,380.00	\$348,968.09	\$8,440		

Asset Owning Dept	Parent	Funded Program	Funded Program Name	Council District	Project Status	PTD Budget	CY Encumbrances	CY Actuals	Remaining Budget	Estimated Project Cost	Future Budget Requirement
Public Utilities	AKB0003	B25015	AC Water & Sewer Group 1033 West (W)	3	released	\$1,159,289.75	\$647,384.41	\$55,556.43	\$375,893.97	\$37,415,600.07	\$36,256,310.32
Public Utilities	AKB0003	B25038	South Park Improv 1 (W)	3	released	\$2,000,000.00	\$0.00	\$55,693.41	\$6,993,500.00	\$6,993,500.00	\$6,793,500.00
Public Utilities	AKB0003	B25073	Cast Iron Pipeline Replacement 1 (W)	1,2,3,6,9	released	\$550,000.00	\$0.00	\$38,583.60	\$170,973.40	\$3,817,700.00	\$3,267,700.00
Public Utilities	AKB0003	B25074	Madrone Ave Pipe Replacement	4	released	\$2,000,000.00	\$0.00	\$82,326.88	\$2,693,186.16	\$2,693,186.16	\$2,693,186.16
Public Utilities	AKB0003	B25075	San Carlos Water Pipeline	7	released	\$475,000.00	\$0.00	\$65,899.46	\$8,127.88	\$8,673,149.00	\$8,198,149.00
Public Utilities	AKB0003	B25095	Landslide Drainage Water Main Repl (W)	4	released	\$130,249.59	\$84,784.86	\$30,733.21	\$1,440,654.98	\$1,269,805.40	\$1,269,805.40
Public Utilities	AKB0003	B25012	Hillcrest Improv 5 (W)	7	released	\$75,000.00	\$0.00	\$32,737.73	\$42,762.27	\$1,442,000.00	\$1,367,000.00
Public Utilities	AKB0003	B26013	Soledad Ave Water Main Replacement	1	released	\$342,000.00	\$0.00	\$198,323.61	\$143,676.39	\$6,060,000.00	\$5,718,000.00
Public Utilities	AKB0008	AKB0008	Backflow Preventer Replacement	N/A	N/A	\$1,000,000.00	\$0.00	\$0.00	\$1,000,000.00	N/A	No total project cost
Public Utilities	ALA00001	ALA00001	Pure Water Program	N/A	N/A	\$30,122,943.39	\$0.00	\$0.00	\$30,122,943.39	N/A	No total project cost
Public Utilities	ALA00001	B15139	North City Pure Water Facility	6	completed	\$6,092,677.25	\$0.00	\$580,261.47	\$7,388,750.69	\$1,296,073.44	\$1,296,073.44
Public Utilities	ALA00001	B15140	North City Pure Water Pump Station	6	released	\$21,310,235.69	\$2,174,943.47	\$1,905,764.04	\$492,414.92	\$26,858,934.64	\$5,548,698.95
Public Utilities	ALA00001	B15141	PWP Morena Conveyance	3, 6, 7, 2	released	\$327,058,807.38	\$38,906,493.21	\$34,404,930.39	\$12,546,961.69	\$13,429,944.01	\$13,429,944.01
Public Utilities	ALA00001	B15142	NCWRP Expansion	6	completed	\$7,534,268.66	\$10,000.00	\$0.00	\$15,157.83	\$17,155,000.23	\$9,620,731.57
Public Utilities	ALA00001	B16035	North City Pure Water Pipeline	6, 5	released	\$191,243,011.74	\$35,500,476.49	\$8,329,410.74	\$9,014,832.57	\$202,575,774.82	\$11,332,763.08
Public Utilities	ALA00001	B16140	NCPWF Influent Pump Station and Pipeline	6	released	\$41,203,852.74	\$10,334,905.20	\$2,399,068.81	\$66,257.97	\$48,058,051.35	\$6,854,198.61
Public Utilities	ALA00001	B17006	San Diego NC-MBC Improvements	6	released	\$9,502,924.71	\$1,635,331.93	\$476,505.09	\$72,660.91	\$10,252,924.71	\$7,500,000.00
Public Utilities	ALA00001	B17190	Miramar Reservoir Pump Station Improvements	5	released	\$12,216,598.18	\$1,236,259.80	\$275,465.89	\$135,856.83	\$13,548,382.53	\$1,331,764.35
Public Utilities	ALA00001	B21058	PWP North City Pure Water Facility Package 2	6	released	\$499,307,084.55	\$53,830,784.15	\$28,545,496.26	\$7,755,426.50	\$520,242,275.41	\$20,935,190.86
Public Utilities	ALA00001	B21059	PWP No City Wtr Rec Plant Flow Equalization Basin	6	released	\$18,804,866.18	\$2,780,301.22	\$2,413,831.31	\$252,807.88	\$18,516,121.03	(\$288,545.15)
Public Utilities	ALA00001	B21060	PWP North City Water Reclamation Plant Expansion	6	released	\$208,198,169.27	\$40,067,243.93	\$14,661,927.89	\$948,079.20	\$204,354,559.57	(\$3,843,609.70)
Public Utilities	ALA00001	B21061	PWP Morena Wastewater Pump Station	3, 7	released	\$179,406,402.03	\$23,817,114.27	\$15,585,463.68	\$4,726,951.26	\$202,846,616.55	\$23,440,214.52
Public Utilities	ALA00001	B21128	PWP North City Water Rec Plant Expansion (W)	6	released	\$72,412,607.30	\$19,083,585.28	\$4,469,317.41	\$382,930.33	\$75,559,734.80	\$3,147,127.50
Public Utilities	ALA00001	B22024	Miramar Reservoir AIW/GMS	5	closed	\$1,147,000.00	\$0.00	\$194,700.97	\$281,477.98	Not in PE	No total project cost
Public Utilities	ALA00001	B22085	PW Genesee Avenue Median Improv	6	released	\$5,050,000.00	\$3,844,108.70	\$29,873.39	\$787,484.82	\$5,245,834.96	\$195,834.96
Public Utilities	ALA00002	ALA00002	Pure Water Phase 2	N/A	N/A	\$10,796,868.00	\$0.00	\$0.00	\$10,796,868.00	N/A	No total project cost
Public Utilities	ALA00002	B21151	PWP Central Area Small-Scale Facility	2	released	\$52,939,700.00	\$9,355,837.03	\$4,135,320.35	\$780,528.13	\$52,736,568.00	(\$203,132.00)
Public Utilities	AIT00002	B19003	PUD LIMS Implementation	1,2,3,4,5,6,7,8,9	completed	\$901,777.09	\$0.00	\$0.00	\$270,639.49	Not in PE	No total project cost
Public Utilities	AIT00002	B21030	Pt. Loma WWTP DCS Upgrades	1,2,3,4,5,6,7,8,9	completed	\$2,040,058.29	\$0.00	\$0.00	\$0.00	Not in PE	No total project cost
Public Utilities	AIT00002	B21034	Pump Station 2 DCS Upgrades	1,2,3,4,5,6,7,8,9	closed	\$413,769.87	\$0.00	\$17,278.95	(\$0.00)	Not in PE	No total project cost
Public Utilities	AIT00002	B24111	Real-Time Oceanographic Mooring System	1,2,3,4,5,6,7,8,9	released	\$169,008.10	\$67,510.82	\$38,869.81	\$0.00	Not in PE	No total project cost
Public Utilities	AIT00002	B25036	Pt. Loma WWTP DCS Upgrades - Phase II	1,2,3,4,5,6,7,8,9	released	\$6,000,000.00	\$0.00	\$0.00	\$6,000,000.00	Not in PE	No total project cost
Public Utilities	L22000	L22000	Alvarado Lab Improvement - New Lab	7	released	\$3,993,832.00	\$148,919.34	\$261,246.76	\$825,068.17	\$161,245,481.70	\$157,251,849.70
Public Utilities	L22000	L22000	Alvarado Laboratory Improvements/Trailers	7	released	\$1,000,000.00	\$24,893.50	\$151,476.30	\$258,958.90	\$12,000,000.00	\$11,000,000.00
Public Utilities	L23001	L23001	El Camino Real Pipeline North	1	released	\$300,000.00	\$24,081.68	\$1,924.58	\$6,931.72	\$3,699,193.50	\$3,399,193.50
Public Utilities	L23001	L23001	El Camino Real Pipeline South	1	released	\$1,035,000.00	\$583,795.50	\$86,126.65	\$22,970.39	\$5,374,374.00	\$4,343,374.00
Public Utilities	L24000	L24000	PS 1 Improvements & Modernization	2,8	released	\$53,519,543.86	\$39,250,999.37	\$6,876,500.67	\$1,675,202.91	\$11,369,543.00	\$57,849,999.14
Public Utilities	L24000	L24000	PS 2 Improvements & Modernization	2,8	released	\$4,141,124.00	\$1,028,540.46	\$1,281,572.93	\$541,356.13	\$110,468,756.63	\$106,327,632.63
Public Utilities	L24000	L24003	PS 2 Structural Emergency Repair	2,8	released	\$6,000,000.00	\$4,347,508.28	\$1,097,549.43	\$554,942.29	\$6,000,000.00	\$0.00
Public Utilities	L24001	L24001	Otay 2nd PL Relocation-PA Ph 1	Non-City	completed	\$7,104,423.50	\$0.00	\$0.00	\$49,917.48	Not in PE	No total project cost
Public Utilities	L24001	L24002	Otay 2nd PL Relocation-PA Ph 2	Non-City	released	\$5,473,273.00	\$1,607,210.09	\$425,868.86	\$197,977.39	Not in PE	No total project cost
Public Utilities	L24001	L24003	Otay 2nd PL Relocation-PA Ph 3	Non-City	released	\$1,278,609.59	\$1,167,943.17	\$110,866.42	\$0.00	Not in PE	No total project cost
Public Utilities	L24004	L24004	Kearny Mesa Trunk Sewer Phase 1	3,6,7	released	\$6,899,093.07	\$4,672,890.54	\$266,833.19	\$179,916.39	\$11,317,986.00	\$4,418,892.93
Public Utilities	Standalone	B17105	Murphy Canyon Trunk Sewer Repair/Rehab	8, 7, 9	released	\$20,957,389.16	\$1,508,826.75	\$231,876.46	\$25,989,554.14	\$51,630,000.00	\$14,642,611.84
Public Utilities	Standalone	B17082	Lakeside Valve Station Replacement	Non-City	released	\$55,702,455.00	\$21,953,752.53	\$5,369,304.34	\$2,107,339.21	\$55,702,455.00	\$0.00
Public Utilities	Standalone	B21067	Dams & Reservoirs Security Improvements	7, 5	released	\$11,456,860.00	\$253,637.02	\$413,987.46	\$8,002,201.19	\$51,125,000.00	\$39,668,140.00
Public Utilities	Standalone	L22000	Alvarado Laboratory Improvements	7	released	\$18,297,368.00	\$0.00	\$0.00	\$18,297,368.00	Not in PE	No total project cost
Public Utilities	Standalone	L23001	El Camino Real Pipeline	1	released	\$3,897,567.00	\$0.00	\$0.00	\$3,897,567.00	N/A	No total project cost
Public Utilities	Standalone	L24000	PS 1 & 2 Improvements & Modernization	2,8	released	\$2,039,332.14	\$0.00	\$0.00	\$2,039,332.14	N/A	No total project cost
Public Utilities	Standalone	L24001	Otay 2nd PL Relocation-PA	Non-City	released	\$4,989,864.91	\$0.00	\$0.00	\$4,989,864.91	N/A	No total project cost
Public Utilities	Standalone	L24004	Kearny Mesa Trunk Sewer	3,6,7	released	\$8,100,906.93	\$0.00	\$0.00	\$8,100,906.93	N/A	No total project cost
Public Utilities	Standalone	P19002	Pure Water Pooled Contingency	1,2,3,4,5,6,7,8,9	released	\$44,072,684.51	\$0.00	\$0.00	\$44,072,684.51	Not in PE	No total project cost
Public Utilities	Standalone	RD21007	TH 16" Water Mains	5	completed	\$675,258.52	\$5,676.50	\$0.00	\$20.46	Not in PE	No total project cost
Public Utilities	Standalone	RD23001	East City Residuals Line & Mission Gorge Force Main	7, 9	released	\$111,443,606.00	\$0.00	\$433,445.88	\$95,676,052.30	\$111,443,606.00	\$0.00
Public Utilities	Standalone	S00312	PS2 Power Reliability & Surge Protection	2,8	released	\$76,036,633.72	\$175,929.97	\$722,770.92	\$148,167.91	\$76,000,800.00	\$564,166.28
Public Utilities	Standalone	S00389	EMTS South Coast Esplanade	2	completed	\$3,430,851.52	\$1,09,574.62	\$169,884.39	\$310,848.82	\$3,430,851.52	(\$80.00)
Public Utilities	Standalone	S10008	El Monte Pipeline No 2	7	released	\$2,644,020.90	\$1,515,362.54	\$1,009,967.57	\$18,737,195.84	\$42,099,968.00	\$64,455,945.10
Public Utilities	Standalone	S11021	University Ave Pipeline Replacement	3	completed	\$31,619,796.08	\$0.00	\$1,800,431.64	\$2,524,610.78	\$31,750,000.00	\$130,203.92
Public Utilities	Standalone	S11024	Miramar Cleanwell Improvements	5	completed	\$120,324,248.83	\$0.00	\$51,727.52	\$1,566,758.53	\$120,328,744.11	\$4,495.28
Public Utilities	Standalone	S11026	Montezuma/Mid-City Pipeline Phase II	7, 9	released	\$62,877,088.43	\$35,548,752.67	\$4,535,145.46	\$6,213,183.84	\$63,092,200.00	\$215,111.57
Public Utilities	Standalone	S12009	La Jolla Scenic Drive 16inch Main	1	completed	\$12,348,000.00	\$0.00	\$12,956.32	\$161,472.02	\$12,348,000.00	\$0.00
Public Utilities	Standalone	S12011	69th & Mohawk Pump Station	9, 4	completed	\$17,951,993.65	\$0.00	\$0.00	\$228,990.90	\$17,951,993.40	(\$0.25)
Public Utilities	Standalone	S12012	Cielo & Woodman Pump Station	4	released	\$9,878,000.00	\$2,492,295.00	\$53,379.82	\$5,153,197.92	\$36,390,114.18	\$26,512,114.18
Public Utilities	Standalone	S12013	Alvarado 2nd Extension Pipeline	3, 7, 9, 2	released	\$123,878,418.00	\$36,160,751.95	\$9,449,391.13	\$56,459,282.67	\$155,076,831.13	\$31,198,413.13
Public Utilities	Standalone	S12015	Pacific Beach Pipeline South (W)	1, 7, 2	completed	\$42,878,951.00	\$0.00	\$54,209.71	\$380,108.75	\$42,582,473.34	(\$296,477.66)
Public Utilities	Standalone	S12016	Otay 1st/2nd PPL West of Highland Avenue	3, 9	completed	\$33,840,500.00	\$0.00	\$544,632.12	\$680,314.80	\$33,840,499.64	(\$0.36)
Public Utilities	Standalone	S15019	Alvarado Trunk Sewer Phase IV	7, 9	released	\$28,553,092.00	\$0.00	\$2,445,397.73	\$17,928,308.55	\$109,962,893.00	\$81,409,801.00
Public Utilities	Standalone	S15020	Tecolote Canyon Trunk Sewer Improvement	7, 2	released	\$46,852,000.00	\$26,400,156.92	\$5,685,408.64	\$1,232,574.78	\$56,468,782.60	\$9,616,782.60
Public Utilities	Standalone	S15027	Morena Pipeline	3, 7, 2	released	\$82,854,188.00	\$5,583,683.04	\$5,145,488.94	\$65,269,494.11	\$92,240,817.74	\$69,389,829.74
Public Utilities	Standalone	S17008	Smart Metering Infrastructure	1,2,3,4,5,6,7,8,9	released	\$85,413,562.00	\$0.00	\$20,504.35	\$69,098,472.78	Not in PE	No total project cost
Public Utilities	Standalone	S17012	NCWRP Improvements to 30 mgd	6	released	\$43,589,859.88	\$9,002,866.71	\$1,903,162.61	\$3,666,834.60	\$43,654,436.13	\$64,776.25
Public Utilities	Standalone	S17013	MBC Equipment Upgrades	6	released	\$66,074,230.29	\$6,942,498.64	\$3,246,118.78	\$1,780,495.06	\$67,172,229.91	\$1,099,989.61
Public Utilities	Standalone	S18006	Harbor Drive Trunk Sewer	3, 8	released	\$52,200,000.00	\$13,410,659.03	\$3,725,409.96	\$9,314,024.97	\$52,200,000.00	\$0.00
Public Utilities	Standalone	S20001	Otay 2nd Pipeline Phase 4	Non-City	released	\$5,900,000.00	\$3,505,719.62	\$3,705,919.62	\$1,309,923.95	\$125,000,000.00	\$119,100,000.00
Public Utilities	Standalone	S21000	Otay 2nd Pipeline Steel Replacement Ph 5	4	released	\$4,7					

Asset Owning Dept	Parent	Funded Program	Funded Program Name	Council District	Project Status	PTD Budget	CY Encumbrances	CY Actuals	Remaining Budget	Estimated Project Cost	Future Budget Requirement
Real Estate Assets - Facilities Services	ABT0001	B16096	FS #23 - Facility Repair	7	completed	\$164,987.36	\$0.00	\$17,313.75	(\$0.00)	Not in P6	No total project cost
Real Estate Assets - Facilities Services	ABT0001	B20063	Civic Cntr Plaza Elevator Modernization	3	released	\$4,963,564.75	\$406,033.12	\$999,356.16	\$70,231.96	\$5,065,313.73	\$1,701,748.98
Real Estate Assets - Facilities Services	ABT0001	B20116	Air & Space Museum Roof Replacement	3	released	\$7,886,540.99	\$42,943.09	\$1,509,509.02	\$7,025,801.91	\$12,198,991.00	\$4,312,450.01
Real Estate Assets - Facilities Services	ABT0001	B22080	Police HQ Security Fencing	3	released	\$3,014,350.24	\$1,825,225.75	\$1,079,917.15	\$497,956.59	\$3,014,349.76	(\$0.48)
Real Estate Assets - Facilities Services	ABT0001	B22081	Police HQ Elevator Modernization	3	completed	\$2,887,669.00	\$0.00	\$55,747.31	\$187,793.41	\$3,100,000.31	\$212,331.31
Real Estate Assets - Facilities Services	ABT0001	B23095	Rancho Penasquitos Library Rehabilitation	5	released	\$2,500,000.00	\$110,049.89	\$55,072.84	\$1,746,658.03	\$4,969,000.00	\$2,460,000.00
Real Estate Assets - Facilities Services	ABT0001	B21332	Terrasanta Library Roof Replacement	4	closed	\$71,545.93	\$0.00	\$61.00	\$0.00	Not in P6	No total project cost
Real Estate Assets - Facilities Services	ABT0001	B21233	Skyline Rec Center Roof Replacement	4	closed	\$538,043.39	\$0.00	\$0.00	\$0.00	Not in P6	No total project cost
Real Estate Assets - Facilities Services	ABT0001	B21239	Scripps Miramar Ranch Library Roof Repl	5	released	\$3,267,971.00	\$2,110,627.63	\$1,084,154.93	\$705,157.75	\$3,267,971.00	\$0.00
Real Estate Assets - Facilities Services	ABT0001	B23029	MLK CP MV Racquet Club W&S Connection	4	closed	\$667,100.25	\$0.00	\$5,502.55	\$0.00	Not in P6	No total project cost
Real Estate Assets - Facilities Services	ABT0001	B23104	Paradise Hills Library HVAC Repl	4	released	\$566,598.68	\$240,410.46	\$271,570.00	\$198,932.12	\$566,598.68	\$0.00
Real Estate Assets - Facilities Services	ABT0001	B23105	Urban Village Idea Lab - HVAC Replacement	9	released	\$259,784.00	\$94,950.00	\$2,266.72	\$4,337.78	\$784,000.00	\$524,216.00
Real Estate Assets - Facilities Services	ABT0001	B23160	Scripps Miramar Ranch Lab Fire Sys Repl	5	released	\$1,001,412.00	\$187,044.17	\$589,484.78	\$67,537.25	\$1,001,411.99	(\$0.01)
Real Estate Assets - Facilities Services	ABT0001	B23162	Evan V. Jones Parkade Emergency	3	released	\$1,265,209.42	\$604,102.31	\$148,052.03	\$159,305.71	\$3,265,209.42	\$2,000,000.00
Real Estate Assets - Facilities Services	ABT0001	B24015	N Garage Lifeguard Dorm Repl	1	released	\$362,000.00	\$169,153.13	\$62,062.27	\$130,740.60	Not in P6	No total project cost
Real Estate Assets - Facilities Services	ABT0001	B25030	Fire-Rescue EDCD HVAC and Elec Upgrades	6	released	\$1,500,000.00	\$0.00	\$33,458.76	\$1,320,077.21	\$6,857,000.00	\$5,357,000.00
Real Estate Assets - Facilities Services	ABT0003	ABT00003	Citywide Energy Improvements	N/A	N/A	\$352,096.61	\$0.00	\$0.00	\$0.00	N/A	No total project cost
Real Estate Assets - Facilities Services	ABT0006	ABT00006	CIP Emergency Reserve	N/A	N/A	\$1,000,000.00	\$0.00	\$0.00	\$1,000,000.00	N/A	No total project cost
Real Estate Assets - Facilities Services	ABT0007	ABT00007	Sewer CIP Emergency Reserve	N/A	N/A	\$10,000,000.00	\$0.00	\$0.00	\$10,000,000.00	N/A	No total project cost
Real Estate Assets - Facilities Services	ABT0008	ABT00008	Water CIP Emergency Reserve	N/A	N/A	\$5,000,000.00	\$0.00	\$0.00	\$5,000,000.00	N/A	No total project cost
Real Estate Assets - Facilities Services	L14002	L140025	Chollas Paint Booth	1,2,3,4,5,6,7,8,9	completed	\$1,672,319.58	\$0.00	\$87,454.78	\$19,645.23	\$1,672,319.58	\$0.00
Real Estate Assets - Facilities Services	Standalone	L14002	Fleet Operations Facilities	1,2,3,4,5,6,7,8,9	released	\$28,522.47	\$0.00	\$0.00	\$28,522.47	N/A	No total project cost
Real Estate Assets - Facilities Services	Standalone	P25003	Chollas Fleet Electrification Assessment	4	released	\$1,000,000.00	\$411,267.00	\$145,398.29	\$349,980.10	Not in P6	No total project cost
Real Estate Assets - Facilities Services	Standalone	S20009	Kearny Mesa Facility Improvements	6	completed	\$6,121,685.53	\$0.00	\$60,579.79	\$0.00	\$16,121,685.53	\$10,000,000.00
Real Estate Assets - Facilities Services Total						\$63,031,300.32	\$6,207,805.46	\$2,590,081.83	\$35,108,759.19		
Stormwater	ACA0001	ACA00001	Flood Resilience Infrastructure	N/A	N/A	\$231,142,605.98	\$156,203,038.57	\$0.00	\$74,939,567.41	N/A	No total project cost
Stormwater	ACA0001	B10161	Laurelridge Court Storm Drain	7	released	\$1,055,902.83	\$147,617.76	\$90,259.36	\$251,803.18	\$4,889,577.99	\$3,833,675.16
Stormwater	ACA0001	B12096	Highland & Monroe Aves Storm Drain Repl	9	released	\$3,080,137.05	\$264,244.74	\$118,523.89	\$230,488.57	\$887,447.65	\$0.00
Stormwater	ACA0001	B13016	Campus Point Drive (9900) Storm Drain Repl	6	released	\$1,201,801.00	\$382,305.23	\$90,400.84	\$154,388.75	\$4,302,474.00	\$3,100,673.00
Stormwater	ACA0001	B13102	Adams Ave (1820) Storm Drain Replacement	3	completed	\$1,865,557.75	\$58,619.02	\$5,638.62	\$31,136.76	\$2,776,932.60	\$411,374.85
Stormwater	ACA0001	B13116	Lubrizo Ct (615) Storm Drain	4	completed	\$1,618,452.71	\$0.00	\$5,109.34	\$34,406.77	\$2,331,043.38	\$712,596.97
Stormwater	ACA0001	B14078	Jamacha Drainage Channel Upgrade	4	released	\$7,532,030.00	\$1,809,751.92	\$1,592,852.00	\$907,490.45	\$120,692,154.10	\$113,159,524.10
Stormwater	ACA0001	B14108	Uptown Storm Drain Replacement	3	released	\$3,257,103.15	\$63,257.11	\$243,230.95	\$1,853,788.93	\$7,371,323.71	\$4,114,220.56
Stormwater	ACA0001	B14126	4709 Clairemont Mesa Blvd SD Repl	2	completed	\$35,053.72	\$0.00	\$0.00	\$537.83	\$1,815,694.86	\$1,780,641.14
Stormwater	ACA0001	B15028	Storm Drain Group 968	9	completed	\$200,000.00	\$0.00	\$0.00	\$0.00	\$5,660.05	\$296,757.27
Stormwater	ACA0001	B15029	Navajo Storm Drains	7	released	\$1,863,182.56	\$139,201.78	\$93,725.38	\$435,050.88	\$7,316,145.00	\$5,452,962.44
Stormwater	ACA0001	B15063	Storm Drain Group 1013	9	released	\$1,937,296.99	\$394,633.58	\$279,874.90	\$202,751.63	\$8,094,162.62	\$6,156,865.83
Stormwater	ACA0001	B15099	Serra Mesa Storm Drain & GI (SD)	7	released	\$801,432.19	\$23,455.96	\$64,404.89	\$185,963.83	\$5,806,392.00	\$5,004,959.81
Stormwater	ACA0001	B15101	Storm Drain Group 1023	3	released	\$503,205.00	\$0.00	\$23,806.19	\$420,812.65	\$2,335,000.00	\$1,831,795.00
Stormwater	ACA0001	B15165	Golden Hill & South Park SD Replacement	3	completed	\$1,311,896.00	\$304,531.35	\$207,467.23	\$255,055.38	\$6,221,512.16	\$4,909,616.16
Stormwater	ACA0001	B15167	El Cerrito & Rolando Park SD & GI (SD)	9	released	\$2,297,121.43	\$521,731.53	\$184,612.31	(\$3,778.05)	\$13,493,046.92	\$11,195,925.49
Stormwater	ACA0001	B15197	North Park SD Replacement (North)	3	released	\$1,388,643.55	\$468,521.46	\$236,052.98	\$179,919.07	\$13,441,703.73	\$12,053,060.18
Stormwater	ACA0001	B15208	Adams North SD Repl (North)	9	released	\$7,372,359.75	\$500,267.41	\$374,047.02	\$5,874,967.47	\$9,719,202.52	\$1,346,842.77
Stormwater	ACA0001	B15212	Scripps Ranch SD Repl (South)	5	released	\$1,593,944.01	\$955,242.75	\$109,229.38	\$303,735.59	\$14,025,043.98	\$9,441,077.00
Stormwater	ACA0001	B15213	Cherokee Point South SD & GI (SD)	9	released	\$1,387,454.61	\$356,587.22	\$95,682.18	\$410,767.87	\$3,997,437.17	\$2,609,977.56
Stormwater	ACA0001	B18092	College East Storm Drain Replacement	9	released	\$2,520,000.00	\$471,704.95	\$425,458.92	\$898,351.23	\$6,741,813.00	\$4,221,813.00
Stormwater	ACA0001	B18093	Clairemont Mesa SD Repl (Southeast)	2	released	\$1,346,907.91	\$284,120.36	\$209,935.24	\$50,076.81	\$5,892,629.87	\$4,545,721.96
Stormwater	ACA0001	B18094	Jamacha Lonita Storm Drain	4	released	\$5,742,009.23	\$3,906,490.65	\$3,203,210.30	\$530,747.86	\$6,839,000.00	\$1,096,990.77
Stormwater	ACA0001	B18113	Mission Hills NE Storm Drain Replacement	3	released	\$2,214,286.30	\$409,831.56	\$233,352.55	\$737,399.81	\$13,522,811.15	\$11,308,524.85
Stormwater	ACA0001	B18115	Oak Park Storm Dr Repl & Green Infr (SD)	9, 4	released	\$3,774,582.92	\$99,442.74	\$190,017.77	\$1,461,772.66	\$21,959,893.00	\$18,185,310.08
Stormwater	ACA0001	B18155	Storm Drain Group 828	3	released	\$99,139.71	\$56,879.33	\$15,502.83	\$281,239.40	\$3,272,402.00	\$2,281,007.29
Stormwater	ACA0001	B18174	Kensington North SD Replacement	9	released	\$2,695,070.00	\$2,164,610.72	\$63,742.87	\$143,971.51	\$22,161,387.00	\$19,466,317.00
Stormwater	ACA0001	B18175	Mira Mesa South Storm Drain Replacement	6	completed	\$3,218,688.44	\$1,175,000.00	\$171,772.52	\$101,227.48	\$3,713,621.00	\$494,932.56
Stormwater	ACA0001	B17030	Bay Terraces & Skyline South SD Replacement	4	released	\$2,278,880.00	\$725,782.09	\$295,527.27	\$175,588.66	\$14,000,000.00	\$11,721,120.00
Stormwater	ACA0001	B17443	Storm Drain Group 763	7	released	\$2,394,734.17	\$764,405.25	\$232,051.74	\$813,383.26	\$2,679,869.00	\$285,134.83
Stormwater	ACA0001	B18115	University Avenue Culvert Reconstruction	19	released	\$623,230.00	\$43,862.45	\$82,301.99	\$82,301.99	\$3,423,660.57	\$1,800,482.27
Stormwater	ACA0001	B18117	South Mission Beach SD Replacement	2	released	\$7,076,248.05	\$53,127,259.47	\$3,127,259.47	\$4,130,082.11	\$68,877,838.50	\$901,590.45
Stormwater	ACA0001	B19073	5th and Brookes SD Upgrade	3	released	\$67,967,283.00	\$3,746,833.17	\$1,335,302.70	\$338,886.52	\$0.00	\$0.00
Stormwater	ACA0001	B19089	Crown Point Storm Drain Replacement	1	released	\$308,352.73	\$45,741.52	\$6,280.96	\$211,692.08	\$1,292,059.88	\$983,707.15
Stormwater	ACA0001	B19090	Cardinal Road Emergency SD Replacement	7	completed	\$4,787,146.79	\$892.59	\$0.00	\$28,854.63	\$5,891,146.79	\$1,104,000.00
Stormwater	ACA0001	B19126	6500 Montezuma Rd SD Emergency	9	closed	\$710,275.78	\$0.00	\$2,697.53	\$0.00	Not in P6	No total project cost
Stormwater	ACA0001	B20019	Crest Canyon Park Emergency SD Replacement	1	completed	\$1,463,664.59	\$153,740.88	\$18,752.93	\$103,069.29	\$9,395,495.16	\$7,931,408.57
Stormwater	ACA0001	B20086	CMP Storm Drain Lining II	6, 7, 5, 2	completed	\$2,041,982.95	\$384,090.01	\$37,491.66	\$24,056.20	\$1,724,574.00	(\$317,408.95)
Stormwater	ACA0001	B20124	Rancho Mission Canyon Emergency	7	completed	\$758,179.58	\$0.01	\$0.00	\$22,790.87	\$2,005,000.00	\$1,246,820.42
Stormwater	ACA0001	B20144	Worden St Storm Drain Emergency	2	completed	\$59,665.03	\$0.00	(\$178.28)	\$0.00	\$1,223,403.73	\$1,163,738.70
Stormwater	ACA0001	B21063	Prairie Mound Way Corrugated Metal Pipe SD Emerg	4	completed	\$164,459.90	\$38,876.51	\$1,200.00	\$8,454.89	\$766,896.94	\$602,437.04
Stormwater	ACA0001	B21115	Cajon Way CMP Storm Drain Emergency	9	completed	\$1,869,680.44	\$0.00	\$15,050.43	\$166,106.79	\$1,992,500.00	\$1,222,819.56
Stormwater	ACA0001	B21126	6504 Campanila Way Storm Drain Repair Emergency	9	completed	\$869,972.04	\$0.00	\$1,095.04	\$308,174.51	\$1,527,501.73	\$657,529.69
Stormwater	ACA0001	B21128	3405 Kite Street SD Emergency	1	released	\$2,090,000.00	\$22,126.55	\$14,836.80	\$2,085,000.00	\$2,085,000.00	\$0.00
Stormwater	ACA0001	B22023	Crespo Dr (Mecca-Soledad) Improv (SD)	3	released	\$1,124,400.00	\$0.00	\$1,077.54	\$0.00	\$1,139,400.00	\$15,000.00
Stormwater	ACA0001	B22058	Accelerated 4275 48th St Improv (SD)	1	released	\$3,330,479.74	\$1,708,031.10	\$545,877.63	\$637,158.15	\$18,715,550.00	\$15,385,070.26
Stormwater	ACA0001	B22067	914 Santa Clara Pl Pump Station N SD Emergency	2	released	\$5,300,000.00	\$227,953.22	\$680,971.65	\$49,682.36	\$6,050,000.00	\$750,000.00
Stormwater	ACA0001	B22119	6314 St. Therese Way SD Repl SWD	7	completed	\$611,972.84	\$19,486.54	\$616.01	\$18,770.16	\$611,972.84	\$0.00
Stormwater	ACA0001	B22122	5861 College Ave SD Repl SWD	7	completed	\$285,542.47	\$9,976.30	\$1,239.71	\$17,623.11	\$285,542.47	\$0.00
Stormwater	ACA0001	B22123	6306 Wenrich Dr SD Repl SWD	7	completed	\$953,394.65	\$67,932.23	\$6,238.90	\$7,395.23	\$953,394.65	\$0.00
Stormwater	ACA0001	B22126	6576 Parkside Ave SD Repl SWD	4	released	\$202,200.00	\$0.00	\$26,536.19	\$170,240.66	\$2,068,53	

Asset Owning Dept	Parent	Funded Program	Funded Program Name	Council District	Project Status	PTD Budget	CY Encumbrances	CY Actuals	Remaining Budget	Estimated Project Cost	Future Budget Requirement
Stormwater	ACA0001	B23115	4356 Altamirano Way SD Emergency	3	completed	\$4,534,406.61	\$87,230.90	\$76,126.80	\$653,851.65	\$4,622,157.00	\$87,750.39
Stormwater	ACA0001	B23117	CMP SD Lining IV	1, 3, 6, 7, 5, 2	released	\$2,350,400.00	\$102,095.55	\$183,768.69	\$1,498,799.93	\$3,000,000.00	\$840,000.00
Stormwater	ACA0001	B23123	4304 Ebersole Dr SD Emergency	8	closed	\$2,038,040.83	\$0.00	\$4,477.88	\$0.00	Not in P6	No total project cost
Stormwater	ACA0001	B23124	3232 Dove St SD Emergency	3	completed	\$1,531,506.20	\$0.00	(\$88.24)	\$0.00	\$1,531,506.20	\$0.00
Stormwater	ACA0001	B23134	Adline Dr Storm Drain Emergency	9	completed	\$1,969,994.32	\$24,300.10	\$266,087.39	\$76,201.83	\$1,969,994.32	\$0.00
Stormwater	ACA0001	B23135	7571 Mascay Lane SD Emergency	7	completed	\$1,150,000.00	\$441,457.47	\$63,102.74	\$274,419.80	\$1,750,000.00	\$0.00
Stormwater	ACA0001	B23138	Jarabek Park SD Emergency	8	completed	\$1,000,000.00	\$130,772.08	\$9,382.34	\$67,764.97	\$1,000,000.00	\$0.00
Stormwater	ACA0001	B23139	5995 Eldergardens St Emergency	7	completed	\$5,829,474.87	\$0.00	\$18,267.47	\$18,676.67	\$5,829,474.87	\$0.00
Stormwater	ACA0001	B23141	Del Sur Blvd and Del Sol Blvd SD SWD	8	completed	\$1,163,449.90	\$90,113.12	\$1,650.71	\$347,220.05	Not in P6	No total project cost
Stormwater	ACA0001	B23153	8803 Gilman Dr SD Emergency	1	completed	\$1,704,838.16	\$102,907.89	(\$92.60)	\$119,750.39	\$1,704,838.16	\$1,000,299.42
Stormwater	ACA0001	B23154	10428 Clairemont Mesa Blvd SD Emergency	7	completed	\$4,720,000.00	\$27,205.55	\$99,072.04	\$670,418.47	\$4,720,000.00	\$0.00
Stormwater	ACA0001	B23161	12200 Escala Drive SD Emergency	5	completed	\$1,645,000.00	\$153,739.38	\$18,444.05	\$35,399.43	\$1,645,000.00	\$0.00
Stormwater	ACA0001	B24006	8519 Sugarmen Dr SD Emergency	1	completed	\$2,525,000.15	\$62,471.43	\$60,251.00	\$108,399.92	\$2,525,000.15	\$0.00
Stormwater	ACA0001	B24016	Health Center Dr SD SWD	7	released	\$539,002.80	\$6,315.00	\$5,427.03	\$455,423.94	\$5,020,249.00	\$4,481,246.20
Stormwater	ACA0001	B24017	Willow St at Zola St SD SWD	2	completed	\$66,828.22	\$528,976.51	\$171,977.63	\$47,836.49	\$528,976.51	\$0.00
Stormwater	ACA0001	B24018	38th St at Franklin Ave SD SWD	9	released	\$160,000.00	\$1,395.00	\$2,906.10	\$133,335.95	\$1,217,507.00	\$1,057,507.00
Stormwater	ACA0001	B24020	Red Pine Dr at Shady Elm Pl SD SWD	8	completed	\$431,690.02	\$15,064.27	\$7,665.08	\$232,595.98	\$434,500.00	\$2,809.98
Stormwater	ACA0001	B24021	Hawthorn St and 3rd Ave SD SWD	3	released	\$179,993.24	\$1,625.00	\$4,312.66	\$161,816.58	\$1,458,189.00	\$1,278,205.76
Stormwater	ACA0001	B24022	6100 Block Rancho Mission Rd SD SWD	7	released	\$569,404.00	\$10,585.45	\$32,441.60	\$530,796.38	\$569,404.00	\$0.00
Stormwater	ACA0001	B24023	1st Ave at Brookes Ave SD SWD	3	released	\$153,120.38	\$2,760.00	\$1,101.60	\$140,401.00	\$3,310,144.00	\$3,157,023.82
Stormwater	ACA0001	B24066	4502 Rhode Island Street SD Emergency	3	completed	\$3,288,813.00	\$214,096.20	\$66,546.76	\$61,826.74	\$3,288,813.00	\$0.00
Stormwater	ACA0001	B24067	4451 Hermosa Way SD Emergency	3	completed	\$4,500,000.00	\$1,526,854.50	\$116,304.20	\$778,389.72	\$4,500,000.00	\$0.00
Stormwater	ACA0001	B24068	1391 Ava Street SD Emergency	4	completed	\$1,080,000.00	\$193,555.85	\$48,731.90	\$47,633.01	\$1,380,000.00	\$300,000.00
Stormwater	ACA0001	B24069	Ellen Browning Scripps Park Emergency	1	completed	\$2,193,709.00	\$0.00	\$5,781.87	\$13,678.03	\$2,193,709.00	(\$0.35)
Stormwater	ACA0001	B24106	Villa La Jolla Drainage System Emergency	1	completed	\$34,124,270.80	\$1,341,933.16	\$6,246,024.90	\$939,149.75	\$34,124,271.00	\$0.20
Stormwater	ACA0001	B24120	8051 & 8075 La Jolla Scenic Dr Emergency	1	completed	\$3,000,000.00	\$807,551.49	\$263,916.58	\$115,392.15	\$2,523,563.81	(\$476,436.19)
Stormwater	ACA0001	B24124	Pump Station D Outfall Improvements	3, 2	released	\$3,192,182.00	\$1,534,707.61	\$572,334.30	\$14,411.26	\$3,148,822.63	\$28,236,440.63
Stormwater	ACA0001	B24128	2348 Greenwing Drive SD Emergency	7	released	\$6,800,000.00	\$3,954,158.11	\$753,247.30	\$309,298.04	\$7,182,651.00	\$382,651.00
Stormwater	ACA0001	B24129	4620 Alma Place SD Emergency	9	completed	\$3,550,000.00	\$430,717.26	\$1,140,649.60	\$402,031.57	\$3,362,192.00	(\$187,808.00)
Stormwater	ACA0001	B24130	4878 Austin Drive SD Emergency	9	completed	\$3,700,000.00	\$286,725.86	\$56,335.53	\$108,891.36	\$3,700,000.00	\$0.00
Stormwater	ACA0001	B24131	8387 Hamlingway Ave SD Emergency	7	completed	\$5,308,761.00	\$200,688.73	\$100,163.61	\$27,408.38	\$5,308,761.00	\$0.34
Stormwater	ACA0001	B24139	535 University Place SD Emergency	7	released	\$3,368,621.00	\$281,593.83	\$210,179.12	\$193,366.81	\$3,493,242.00	\$496,621.00
Stormwater	ACA0001	B24140	2681 Palace Drive SD Emergency	7	released	\$5,795,000.00	\$1,315,123.97	\$2,114,145.33	\$68,754.55	\$6,045,000.00	\$250,000.00
Stormwater	ACA0001	B24141	5124 Argonne Court SD Emergency	2	completed	\$1,581,147.83	\$866,953.46	\$129,133.56	\$15,158.73	\$2,663,147.83	\$1,082,000.00
Stormwater	ACA0001	B24142	6137 Tarragona Drive SD Emergency	9	completed	\$3,000,000.00	\$174,370.30	\$213,423.66	\$659,238.14	\$3,000,000.00	\$0.00
Stormwater	ACA0001	B24143	6201 Lorca Drive SD Emergency	9	completed	\$2,500,000.00	\$303,403.38	\$290,034.02	\$325,221.95	\$2,500,000.00	\$0.00
Stormwater	ACA0001	B24144	6760 High Country Court SD Emergency	7	completed	\$4,000,000.00	\$487,416.39	\$183,962.18	\$556,232.52	\$4,000,000.00	\$0.00
Stormwater	ACA0001	B24145	7403 Rowena Street SD Emergency	7	completed	\$1,900,000.00	\$97,085.30	\$62,173.51	\$70,762.01	\$1,900,000.00	\$0.00
Stormwater	ACA0001	B24146	11131 Negley Avenue SD Emergency	5	completed	\$1,900,000.00	\$263,935.88	\$104,707.50	\$98,090.01	\$1,900,000.00	\$0.00
Stormwater	ACA0001	B25020	Comly St at High Knoll Rd SD SWD	7	released	\$1,784,800.00	\$3,375.00	\$49,406.82	\$1,709,198.89	\$2,047,710.00	\$262,910.00
Stormwater	ACA0001	B25021	Malcolm Dr at Rolando Blvd SD SWD	9	released	\$1,462,165.64	\$317,797.61	\$102,697.75	\$1,012,582.75	\$2,026,612.00	\$564,446.36
Stormwater	ACA0001	B25022	Royal Oak Dr at Sears Ave SD SWD	4	released	\$200,000.00	\$0.00	\$16,063.75	\$155,830.01	\$3,245,000.00	\$3,045,000.00
Stormwater	ACA0001	B25023	Van Dyke Pl at Van Dyke Ave SD SWD	9	completed	\$3,211,564.79	\$332,393.72	\$1,702,173.24	\$859,298.59	\$3,211,564.79	\$0.00
Stormwater	ACA0001	B25024	Pump Station B SD Rehab Emergency	2	completed	\$1,162,851.12	\$0.00	\$3,461.73	\$33,659.67	\$1,162,851.12	\$0.00
Stormwater	ACA0001	B25025	Campus Pl Dr SD SWD	7	released	\$1,000,000.00	\$5,200.00	\$66,972.90	\$854,147.02	\$6,800,547.81	\$5,890,547.81
Stormwater	ACA0001	B25027	3635 7th Ave SD Emergency	6	released	\$6,300,000.00	\$200,000.00	\$1,614,858.15	\$92,754.23	\$7,800,000.00	\$1,500,000.00
Stormwater	ACA0001	B25028	5989 San Dimas Ave USD SD Emergency	7	released	\$4,000,000.00	\$1,323,429.88	\$723,343.91	\$667,153.83	\$4,300,000.00	\$300,000.00
Stormwater	ACA0001	B25035	CMP SD Lining V	1,2,3,4,5,6,7,8,9	released	\$973,365.23	\$0.00	\$67,848.07	\$586,551.93	\$5,087,999.83	\$4,114,634.60
Stormwater	ACA0001	B25036	Pump Station H ATS Emergency	2	released	\$300,000.00	\$99,991.73	\$48,469.00	\$103,424.79	\$300,000.00	\$0.00
Stormwater	ACA0001	B25044	1655 S 32nd St SD Emergency	8	released	\$3,500,000.00	\$2,551,348.47	\$155,135.47	\$221,467.07	\$3,500,000.00	\$0.00
Stormwater	ACA0001	B25045	6790 Friars Rd SD Emergency	7	completed	\$3,650,000.00	\$655,860.57	\$1,480,650.60	\$128,747.76	\$3,977,382.00	\$327,382.00
Stormwater	ACA0001	B25066	SW Channel Emergency Permanent Repairs	4,8	released	\$4,680,000.00	\$467,995.45	\$245,187.99	\$75,453.28	\$4,600,000.00	(\$80,000.00)
Stormwater	ACA0001	B25078	2650 Broadway St Emergency Replacement	3	released	\$4,000,000.00	\$156,690.39	\$167,827.23	\$501,684.91	\$4,000,000.00	\$0.00
Stormwater	ACA0001	B25086	Pump Station H Force Main Emergency Repl	2	completed	\$250,000.00	\$731.61	\$24,564.67	\$38,905.24	\$250,000.00	\$0.00
Stormwater	ACA0001	B25096	4918/4980 Canterbury Dr SD Emergency	9	released	\$6,000,000.00	\$2,784,580.74	\$2,265,493.91	\$822,918.29	\$9,000,000.00	\$3,000,000.00
Stormwater	ACA0001	B25097	7351/7359 Prairie Meadow Way SD Emergency	4	released	\$2,000,000.00	\$0.00	\$159,254.69	\$1,811,769.11	\$2,000,000.00	\$0.00
Stormwater	ACA0001	B25098	3547 Syracuse Ave SD Emergency	6	released	\$4,000,000.00	\$0.00	\$183,663.88	\$3,724,701.73	\$4,500,000.00	\$500,000.00
Stormwater	ACA0001	B25099	12270 World Trade Dr SD Emergency	5	completed	\$2,000,000.00	\$458,659.39	\$1,211,834.26	\$248,634.94	\$2,074,999.74	\$74,999.74
Stormwater	ACA0001	B26032	Avenida De La Cruz SD SWD	8	released	\$200,000.00	\$0.00	\$0.00	\$200,000.00	Not in P6	No total project cost
Stormwater	ACA0001	B26033	Madison Ave SD SWD	9	released	\$200,000.00	\$0.00	\$7,162.94	\$192,837.06	\$8,754,491.63	\$8,554,491.63
Stormwater	ACA0001	B26034	Mission Blvd SD SWD	2	released	\$200,000.00	\$0.00	\$0.00	\$200,000.00	\$4,313,649.11	\$4,113,649.11
Stormwater	ACA0001	B26038	4030 N Hempstead Cir SD Emergency	9	completed	\$350,830.00	\$27,301.73	\$137,608.92	\$185,919.35	\$400,000.00	\$49,170.00
Stormwater	ACA0001	B26042	2286 Fairmont Ave SD Emergency	4	released	\$3,000,000.00	\$0.00	\$113,820.31	\$2,886,179.69	\$7,000,000.00	\$4,000,000.00
Stormwater	ACA0001	B26043	5404 Siesta Dr SD Emergency	9	released	\$3,000,000.00	\$0.00	\$42,788.94	\$2,957,211.06	\$3,500,000.00	\$500,000.00
Stormwater	ACA0001	B26050	1687 Torrance St SD Emergency	3	released	\$4,000,000.00	\$3,100,000.00	\$113,908.11	\$786,091.89	\$4,000,000.00	\$0.00
Stormwater	ACA0001	B26053	3020 La Jolla Pkwy SD Emergency	1	released	\$573,000.00	\$44,448.78	\$15,619.80	\$53,031.42	\$573,000.00	\$0.00
Stormwater	ACC0001	ACC00001	Stormwater Green Infrastructure	N/A	N/A	\$20,908,086.10	\$7,003,049.63	\$0.00	\$13,905,036.47	N/A	No total project cost
Stormwater	ACC0001	B11002	Bainbrook Ave Streetscape Enhancement	2	completed	\$3,740,080.00	\$3,734,980.00	\$19,141.71	\$14,557.58	\$4,834,294.12	\$1,094,214.12
Stormwater	ACC0001	B11010	Maple Canyon Restoration - Phases 1 & 2	3	released	\$15,956,199.32	\$2,087,929.56	\$2,385,778.33	\$1,615,659.92	\$19,611,942.03	\$3,616,322.70
Stormwater	ACC0001	B11120	Alamo, Salvation, 88th Street Basins LID	9	released	\$5,587,892.04	\$0.05	\$587,892.04	\$5,000,000.00	\$4,238,468.00	\$3,650,575.96
Stormwater	ACC0001	B15051	Logan Heights LID (South)	8	released	\$7,409,881.71	\$99,061.49	\$543,312.36	\$785,654.46	\$8,300,000.00	\$1,520,118.29
Stormwater	ACC0001	B15100	Serra Mesa Storm Drain & GI (GI)	7	released	\$595,322.81	\$66,764.17	\$5,492.17	\$280,946.80	\$1,601,920.00	\$1,006,597.19
Stormwater	ACC0001	B15102	Green Infrastructure Group 1024	4	released	\$1,001,562.00	\$198,673.67	\$49,751.13	\$63,216.62	\$4,043,254.00	\$3,041,692.00
Stormwater	ACC0001	B15103	Green Infrastructure Group 1027	3	released	\$1,874,815.76	\$0.00	\$1,360,884.92	\$1,360,884.92	\$3,120,000.00	\$1,245,184.24
Stormwater	ACC0001	B15104	Green Infrastructure Group 1014	9	released	\$448,409.26	\$0.00	\$6,172.75	\$206,021.27	\$3,146,301.80	\$2,697,892.54
Stormwater	ACC0										

Asset Owning Dept	Parent	Funded Program	Funded Program Name	Council District	Project Status	PTD Budget	CY Encumbrances	CY Actuals	Remaining Budget	Estimated Project Cost	Future Budget Requirement
Stormwater	Standalone	S22008	Upper Auburn Creek Revitalization Project	9	released	\$2,842,915.26	\$776,586.72	\$298,235.67	\$189,576.86	\$87,763,755.00	\$84,920,839.74
Stormwater	Standalone	S22009	Chollas Creek Restoration 54th St & Euclid Ave	9	released	\$3,373,286.00	\$592,438.88	\$281,578.51	\$375,138.33	\$35,379,779.00	\$32,006,493.00
Stormwater	Standalone	S24006	Pump Station G & 17 Full Improvement	1, 2	released	\$8,482,480.13	\$7,270,860.00	\$35,281.67	\$699,427.80	\$74,322,170.13	\$65,839,690.00
Stormwater	Standalone	S24008	SD East of Kachaal Ave SWD	4	released	\$27,470,119.00	\$115,863.40	(\$307.95)	\$26,406,508.40	\$42,000,000.00	\$14,529,881.00
Stormwater	Standalone	S24011	Beta St Channel and SD Improvement	8	released	\$11,434,602.00	\$922,110.32	\$115,378.38	\$9,198,538.49	\$111,936,516.00	\$100,441,914.00
Stormwater	Standalone	S26001	Villa La Jolla SD System Lining	1	released	\$8,499,000.00	\$517,981.00	\$134,741.78	\$7,747,337.22	\$56,251,000.00	\$47,851,000.00
Stormwater Total						\$814,482,987.71	\$296,480,723.31	\$51,446,468.84	\$224,086,826.67		
Transportation	AIAD0001	AIAD0001	Bicycle Facilities	N/A	N/A	\$4,398,248.27	\$0.00	\$0.00	\$4,398,248.27	N/A	No total project cost
Transportation	AIAD0001	B17056	Downtown Complete Street Implementation	3	completed	\$5,243,911.62	\$6,830.15	\$13,026.21	\$284,667.54	\$9,753,774.27	\$4,509,862.65
Transportation	AIAD0001	B17113	Chollas Creek to Bayshore Multi Use Path	8	released	\$1,533,765.05	\$160,129.71	\$319,071.77	\$101,165.12	\$6,408,930.57	\$4,875,165.52
Transportation	AIAD0001	B19137	National Avenue Complete Street	4	completed	\$58,000.00	\$0.00	\$9,600.00	\$41,883.51	\$58,000.00	\$0.00
Transportation	AIAD0001	B19143	Downtown Complete St Impl Phase 2	3, 2	closed	\$254,865.63	\$0.00	\$0.00	\$0.00	Not in P6	No total project cost
Transportation	AIAD0001	B19144	Downtown Complete St Impl Phase 3	3	released	\$7,350,000.00	\$1,482,641.11	\$1,742,167.67	\$390,671.09	\$8,309,000.00	\$959,000.00
Transportation	AIAD0001	B22025	Alvarado 2nd Extension Pipeline (BL)	3, 7, 2	released	\$333,580.41	\$0.00	\$0.00	\$333,580.41	\$333,580.41	\$0.00
Transportation	AIAD0001	B22105	University City Improv 1 (BL)	6	released	\$196,128.00	\$0.00	\$0.00	\$196,128.00	\$196,128.00	\$0.00
Transportation	AIAD0001	B22107	Morena Pipeline (BL)	7, 2	released	\$742,000.00	\$0.00	(\$489.21)	\$705,037.62	\$1,230,098.50	\$488,098.50
Transportation	AIAD0001	B23017	Balboa Park Pipeline Repl (BL)	3	completed	\$684,731.30	\$0.00	\$0.00	\$45,347.36	\$705,196.00	\$20,464.70
Transportation	AIAD0001	B23046	Downtown Complete St Impl Ph. 3A2	3	released	\$5,347,484.83	\$0.00	\$97,279.76	\$4,648,337.58	\$7,145,200.00	\$1,797,715.17
Transportation	AIAD0001	B23088	South Mission Beach SD Replacement (BL)	2	released	\$93,428.86	\$70,320.00	\$0.00	\$20,000.83	\$93,428.86	(\$0.86)
Transportation	AIAD0001	B23089	ACC Sewer Group 851 (BL)	2	released	\$130,000.00	\$117,925.00	\$469.93	\$8,409.23	\$130,000.00	\$0.00
Transportation	AIAD0001	B23090	AC Water & Sewer Group 1048 (BL)	6	closed	\$0.00	\$0.00	\$0.00	\$0.00	Not in P6	No total project cost
Transportation	AIAD0001	B23118	Downtown Complete St Impl. Ph. 3B1	3	closed	\$332,978.45	\$0.00	\$0.00	\$0.00	Not in P6	No total project cost
Transportation	AIAD0001	B23119	Downtown Complete St Impl. Ph. 3B2	3	released	\$500,000.00	\$0.00	\$78,806.47	\$162,950.51	\$8,404,100.00	\$7,904,100.00
Transportation	AIAD0001	B23120	Downtown Complete St Impl. Ph. 3B3	3	released	\$87,097.26	\$0.00	\$206.59	(\$0.00)	Not in P6	No total project cost
Transportation	AIAD0001	B24000	Lake Murray Improv 2 (BL)	7	released	\$355,328.93	\$300,329.31	\$2,341.24	\$52,658.38	\$355,328.93	\$0.00
Transportation	AIAD0001	B24002	Clairemont Mesa East Improv 2 (BL)(VZ)	2	released	\$200,000.00	\$189,215.10	\$0.00	\$10,337.80	\$350,000.00	\$150,000.00
Transportation	AIAD0001	B25060	Block 1M Nautilus St (BL)	1	completed	\$223,001.89	\$0.00	\$112,033.50	\$0.00	\$223,001.89	\$0.00
Transportation	AIAD0001	B25088	Allied Gardens Improv 3 (BL)	7	released	\$141,674.00	\$141,674.00	\$186.92	(\$186.92)	\$186,674.00	\$45,000.00
Transportation	AIAD0001	B26030	La Jolla Improv 2 (BL)	1	released	\$72,877.00	\$0.00	\$0.00	\$72,877.00	\$72,877.00	\$0.00
Transportation	AIAD0001	AID0001	Utilities Undergrounding Program	N/A	N/A	\$5,010,622.93	\$10,000.00	\$0.00	\$5,000,622.93	N/A	No total project cost
Transportation	AID0001	B12067	District 1 Block 1-11 UUD	1	completed	\$2,471,908.85	\$67,424.65	\$1,484,747.64	\$212,857.28	\$2,421,808.38	(\$50,000.46)
Transportation	AID0001	B12087	Block 251 South Mission Beach UUD	2	completed	\$358,000.00	\$0.00	\$16,640.00	\$0.00	\$380,000.00	\$0.00
Transportation	AID0001	B13151	Block 1M UUD (La Jolla 4)	1	completed	\$804,000.00	\$0.00	\$9,708.86	\$25,082.16	\$804,000.00	\$0.00
Transportation	AID0001	B13152	Block 4-11 UUD (Mid City)	4	released	\$715,000.00	\$83,217.68	\$21,031.12	\$56,650.06	\$715,000.00	\$0.00
Transportation	AID0001	B13155	Block 8C UUD (Greater Golden Hill)	3	released	\$840,000.00	\$82,836.33	\$27,721.62	\$92,070.28	\$840,000.00	\$0.00
Transportation	AID0001	B15085	Block 7G2 UUP	9	completed	\$1,493,193.00	\$0.00	\$16,445.14	\$19,591.72	\$1,493,192.54	(\$0.46)
Transportation	AID0001	B15086	Block 6H UUP	2	released	\$793,000.00	\$42,170.85	\$13,614.77	\$67,487.86	\$793,000.00	\$0.00
Transportation	AID0001	B15087	Block 4Y UUP	4	released	\$2,369,000.33	\$0.00	\$59,871.15	\$450,183.68	\$2,369,000.33	\$0.00
Transportation	AID0001	B15093	Seminole Drive UUP (Stanley to Estelle) - 20A	9	completed	\$205,000.00	\$0.00	\$24,371.56	\$11,149.53	\$205,000.00	\$0.00
Transportation	AID0001	B15097	Block 8R UUP	8	released	\$1,964,000.00	\$0.00	\$45,868.34	\$1,219,046.35	\$3,383,000.00	\$1,419,000.00
Transportation	AID0001	B17013	Seminole PH2 (El Cañon-Stanley) SL UU630	9	completed	\$350,000.00	\$0.00	\$42,375.83	\$0.00	\$350,000.00	(\$20,000.00)
Transportation	AID0001	B17071	Fanuel St III (Grand-PB Dr) Rd Imp UU188	1	released	\$900,134.29	\$0.00	\$67,126.46	\$489,058.39	\$1,150,134.29	\$250,000.00
Transportation	AID0001	B17098	San Vicente PH 1/1 Rd Imp UU505-UU506	4	completed	\$1,764,200.00	\$141,302.61	\$49,932.63	\$287,543.48	\$1,382,200.00	(\$382,000.00)
Transportation	AID0001	B18023	Block 28B Pacific Beach St UU854	1	released	\$1,679,759.98	\$43,647.21	\$1,000,868.02	\$293,898.92	\$1,679,759.98	\$0.00
Transportation	AID0001	B18129	Block 7T - Allied Gardens Streetlights UU65	7	released	\$1,759,000.00	\$0.00	\$32,816.89	\$1,494,474.74	\$1,759,000.00	\$0.00
Transportation	AID0001	B18136	Howard Phase I-III(Park-Texas) Rd Imp UU171 - UU172	3	released	\$1,496,500.66	\$0.00	\$64,580.03	\$1,004,370.47	\$1,896,500.66	\$400,000.00
Transportation	AID0001	B18137	Coronado SB (27th SB- Madden) Rd Imp UU193	8	released	\$1,092,754.07	\$0.00	\$51,895.95	\$756,902.50	\$1,672,754.07	\$580,000.00
Transportation	AID0001	B18138	Wightman (Chamoune-Euclid) Rd Imp UU388	9	released	\$1,440,000.00	\$0.00	\$50,433.66	\$1,047,670.60	\$2,240,000.00	\$800,000.00
Transportation	AID0001	B18140	Mission Blvd (Loring St-Turquoise St) Rd Imp UU30	1	released	\$1,669,552.00	\$770,733.56	\$53,517.09	\$432,696.36	\$1,669,551.56	(\$0.44)
Transportation	AID0001	B18141	32nd St PHII (Market-imp.) Rd Imp UU17	9	completed	\$1,163,449.70	\$59,777.00	\$160,783.50	\$40,905.10	\$1,073,449.70	(\$90,000.00)
Transportation	AID0001	B18142	Block 6DD1 (Clairemont Mesa) Rd Imp UU410	2	released	\$1,896,061.00	\$0.00	\$65,983.72	\$1,381,815.87	\$2,896,061.00	\$1,000,000.00
Transportation	AID0001	B18143	Block 701 (College Area) Rd Imp UU973 Residential	9	completed	\$390,791.70	\$0.00	\$0.00	\$52,852.59	\$390,791.70	\$0.00
Transportation	AID0001	B18144	32nd St Phase I (Market St - F St) Rd Imp UU386	9	released	\$811,096.00	\$0.00	\$57,340.19	\$412,454.58	\$1,031,096.00	\$220,000.00
Transportation	AID0001	B18147	31st Street (Market Street - L Street) Rd Imp UU11	9	released	\$1,077,595.78	\$0.00	\$48,500.77	\$662,791.28	\$1,597,595.78	\$520,000.00
Transportation	AID0001	B18148	Cass St (Grand Ave-Pacific Beach Dr) Rd Imp UU143	1	released	\$1,278,990.67	\$429,629.00	\$131,932.23	\$597,613.28	\$1,278,990.67	\$0.10
Transportation	AID0001	B18149	Golfcrest Dr (Jackson Dr - Wandersure) Rd Imp UU58	7	completed	\$678,464.07	\$0.00	\$65,512.20	\$44,401.14	\$979,684.07	\$0.00
Transportation	AID0001	B18150	25th (SB) St (Coronado ave - Grove Ave)Rd Imp UU995	8	released	\$650,213.00	\$0.00	\$55,074.83	\$316,614.70	\$850,213.00	\$200,000.00
Transportation	AID0001	B18151	Hughes St (58th Street - Jodi Street) Rd Imp UU101	9	completed	\$1,008,497.00	\$62,098.10	\$19,750.02	\$19,104.87	\$1,008,497.00	\$0.00
Transportation	AID0001	B18153	Hilltop Dr PH (Boundary St-Towne St) Rd Imp UU617	9	completed	\$1,264,453.00	\$183,758.12	\$103,118.63	\$154,866.63	\$941,453.00	(\$323,000.00)
Transportation	AID0001	B18155	Block 1M (La Jolla 4) Rd Imp UU659 RP	1	completed	\$2,120,457.00	\$5,363.71	\$133,236.15	\$86,185.14	\$2,120,457.00	\$0.00
Transportation	AID0001	B22082	Block 251(South Mission) Rd Imp UU977 (CS)	2	released	\$950,350.54	\$30,473.23	\$0.00	(\$0.00)	\$1,000,350.54	\$50,000.00
Transportation	AID0001	B23053	Orange Ave Rd Imp UU24	9	completed	\$899,092.86	\$47,709.39	\$59,680.40	\$25,525.13	\$924,092.86	\$25,000.00
Transportation	AID0001	B24084	Block 1J Phase 2 Roadway Imp UU231 (CS)	1	completed	\$200,000.00	\$0.00	\$0.00	\$195,735.40	Not in P6	No total project cost
Transportation	AID0001	B24086	Block 7G2 Rd Imp (CS) UU209	9	completed	\$3,348,000.00	\$36,611.21	\$1,836,451.64	\$395,968.33	\$3,347,999.51	(\$0.49)
Transportation	AID0001	B24126	Crown Point Ingham UU854 (CS)	1	completed	\$105,752.76	\$9,406.18	\$0.00	(\$0.00)	\$105,752.76	\$0.00
Transportation	AID0001	B25089	UUP Group 2501 Rd Imp (CS)	2	released	\$400,000.00	\$0.00	\$140,011.94	\$259,988.06	\$1,618,048.00	\$1,618,048.00
Transportation	AID0001	B25090	UUP Group 2502 Rd Imp (CS)	2, 1, 3	released	\$400,000.00	\$0.00	\$97,036.80	(\$9,627.48)	\$1,618,796.00	\$1,618,796.00
Transportation	AID0001	B25091	UUP Group 2503 Rd Imp (CS)	2, 1	released	\$1,150,000.00	\$0.00	\$995,300.98	\$554,699.02	\$1,447,708.00	\$13,397,708.00
Transportation	AID0001	B25092	Seminole Dr PH Rd Imp UU630 (CS)	9	released	\$132,000.00	\$0.00	\$0.00	\$0.00	\$1,104,500.00	\$372,500.00
Transportation	AID0001	B26044	Baker Shawnee Rd Imp UU302 (CS)	9	released	\$81,963.00	\$0.00	\$38,679.99	\$0.00	Not in P6	No total project cost
Transportation	AID0001	B26045	Block 4J1 Rd Imp UU525 (CS)	4	released	\$200,000.00	\$0.00	\$2,378.48	\$197,621.52	Not in P6	No total project cost
Transportation	AID0001	B26046	Cesar Chavez Parkway Rd Imp UU27 (CS)	8	released	\$200,000.00	\$495.52	\$199,504.48	\$0.00	Not in P6	No total project cost
Transportation	AID0001	B26047	Lincoln Ave UU306 Rd Imp (CS)	3, 9	released	\$200,000.00	\$0.00	\$0.00	\$200,000.00	Not in P6	No total project cost
Transportation	AID0001	B26057	Block 1M1 UU311 (SL)	1	released	\$200,000.00	\$0.00	\$0.00	\$200,000.00	Not in P6	No total project cost
Transportation	AID0001	B26058	Block 252 UU982 (SL)	2	released	\$200,000.00	\$0.00	\$0.00	\$200,000.00	Not in P6	No total project cost
Transportation	AID0001	B26059	Block 3DD UU908 (SL)	9	closed	\$200,000.00	\$0.00	\$0.00	\$200,000.00	Not in P6	No total project cost
Transportation	AID0005	AID00005	Street Resurfacing and Reconstruction	N/A	N/A	\$16,135,459.24	\$886,000.00	\$0.00	\$15,249,459.24	N/A	No total project cost
Transportation	AID0005	B16024</									

Fiscal Year 2026 State of the CIP Mid-Year Report

CIP Expenditures by Projects

Exhibit B

Asset Owning Dept	Parent	Funded Program	Funded Program Name	Council District	Project Status	PTD Budget	CY Encumbrances	CY Actuals	Remaining Budget	Estimated Project Cost	Future Budget Requirement
Transportation	AID00005	B22109	Sewer & Water GJ Crown Pt s La Playa (P)	1	completed	\$1,229,149.70	\$1,075,824.16	\$0.00	\$49,997.15	\$1,231,491.96	\$2,342.26
Transportation	AID00005	B22115	Asphalt Resurfacing Group 1901 (SS)	1, 7, 5, 2	completed	\$5,469,536.85	\$47,628.30	\$42,482.01	\$408,999.29	\$5,469,536.85	(\$0.00)
Transportation	AID00005	B22116	Asphalt Overlay Group 2110 (SS)	1, 8, 7, 4	completed	\$6,477,871.85	\$187,356.13	\$22,412.16	\$14,110.32	\$7,200,774.56	\$722,902.71
Transportation	AID00005	B22117	Asphalt Overlay Group 2111 (SS)	3, 8, 9	completed	\$5,736,000.00	\$2,545,729.33	\$147,570.05	\$145,307.79	\$5,736,000.00	\$0.00
Transportation	AID00005	B22128	AC Water & Sewer Group 1042 (SS)	6	completed	\$6,765,369.52	\$923,452.70	\$89,651.30	\$3,804.63	\$8,109,459.93	\$1,344,090.41
Transportation	AID00005	B22134	Asphalt Overlay 2201 (SS)	6, 7, 2	completed	\$15,071,826.00	\$8,175,228.83	\$40,894.85	\$18,371,625.98	\$15,371,625.98	\$289,999.90
Transportation	AID00005	B22138	Crespo Dr (Mesca-Soledad) Improv (P)	1	released	\$687,579.11	\$0.00	\$46,865.40	\$640,527.98	\$687,579.11	\$520.99
Transportation	AID00005	B22140	Balboa Park Pipeline Repl Ph II (P)	3	completed	\$1,488,411.78	\$0.00	\$0.00	\$1,488,411.78	\$1,850,941.00	\$362,529.22
Transportation	AID00005	B22141	Balboa Park Pipeline Repl Ph III (P)	3	completed	\$108,422.00	\$0.00	\$0.00	\$108,422.00	\$108,422.00	\$0.00
Transportation	AID00005	B22143	Remaining Small Diameter Cl Water Ph2(P)	3, 8, 7, 9, 4	released	\$176,732.00	\$81,535.08	\$0.00	\$200,000.00	\$176,732.00	\$0.00
Transportation	AID00005	B22144	Sewer and AC Water Group 1032 (SS)	8	released	\$1,096,000.00	\$194,177.85	\$0.00	\$26,378.81	\$1,096,000.00	\$0.00
Transportation	AID00005	B22145	Undergrounding Resurfacing (SS)	4, 7, 9	completed	\$2,240,004.72	\$78,625.86	\$92,799.41	\$31,743.64	\$2,129,635.22	(\$110,369.50)
Transportation	AID00005	B22150	Palm Ave I-6 to Georgia Street Repairs	8	released	\$4,000,000.00	\$0.00	\$8,023.55	\$3,722,669.17	\$4,000,000.00	\$0.00
Transportation	AID00005	B22155	Witch Creek Fire Street Improv	5	closed	\$153,382.61	\$0.00	\$2,201.77	\$0.00	Not in P6	No total project cost
Transportation	AID00005	B23016	Redland Improv (P)	9	closed	\$367,263.32	\$0.00	\$263.32	\$0.00	Not in P6	No total project cost
Transportation	AID00005	B23018	Asphalt Overlay 2201 (SS)	1	closed	\$492.08	\$0.00	\$0.00	\$0.00	Not in P6	No total project cost
Transportation	AID00005	B23019	Asphalt Overlay 2202 (SS)	8, 9, 4	completed	\$6,856,466.00	\$100,000.00	\$0.00	\$53,817.12	\$292,525.90	\$6,812,648.88
Transportation	AID00005	B23020	Orange Ave Rd Imp UJ24 (SS)	9	completed	\$200,000.00	\$47,752.33	\$23,785.00	\$2,583.51	\$375,000.00	\$175,000.00
Transportation	AID00005	B23059	Sewer and AC Water Group 812 (P)	4	completed	\$493,778.00	\$111,307.43	\$0.00	\$14,894.39	\$493,778.00	\$0.00
Transportation	AID00005	B23060	Sewer and AC Water GJ 778 (P)	1	completed	\$375,665.00	\$0.00	\$0.00	\$49,000.00	\$375,665.00	\$0.00
Transportation	AID00005	B23087	Sewer Group 836 (P)	3	released	\$136,678.68	\$136,678.68	\$0.00	\$0.00	\$136,678.68	\$0.00
Transportation	AID00005	B23093	Sewer Group Job 843 (P)	8	completed	\$120,954.00	\$0.00	\$11,072.60	\$0.00	\$120,954.00	\$0.00
Transportation	AID00005	B23113	Sewer and AC Water Group 763 (P)	7, 2	completed	\$174,803.67	\$0.00	\$0.00	\$19,420.00	\$869,420.00	\$694,616.33
Transportation	AID00005	B23130	AC Overlay Group 2301	3, 7, 9, 2	completed	\$8,143,555.53	\$2,000,352.79	\$108,209.31	\$642,269.85	\$6,293,229.74	(\$1,850,325.79)
Transportation	AID00005	B23131	AC Overlay Group 2302	1, 6, 2	completed	\$3,576,910.78	\$327,554.15	\$1,654,419.24	\$465,741.03	\$6,672,905.31	\$3,095,994.53
Transportation	AID00005	B23156	AC Overlay Group 2303	1, 8, 9, 2	completed	\$4,828,599.85	\$535,033.11	\$1,066,675.71	\$829,324.02	\$4,388,599.85	(\$440,000.00)
Transportation	AID00005	B23157	AC Overlay Group 2304	3, 7, 9, 2	completed	\$8,533,322.66	\$650,163.83	\$534,521.85	\$2,752,115.95	\$7,431,348.66	(\$1,101,974.00)
Transportation	AID00005	B24001	Montezuma PPL/Mid-City Pipeline Ph 2 (P)	9	released	\$184,973.00	\$134,213.80	\$0.00	\$50,759.20	\$184,973.00	\$0.00
Transportation	AID00005	B24003	AC Overlay Group 2305	3, 8, 9, 2, 4	completed	\$4,205,000.00	\$0.00	\$52,495.43	\$985,164.95	\$3,309,265.21	(\$895,734.79)
Transportation	AID00005	B24004	AC Overlay Group 2306	3, 8, 9, 2, 4	completed	\$4,350,688.48	\$0.00	\$5,600.20	\$42,014.47	\$4,350,688.48	\$0.00
Transportation	AID00005	B24009	AC Overlay Navajo Rd (SS)	7	closed	\$1,984,117.37	\$0.00	\$0.00	\$0.00	Not in P6	No total project cost
Transportation	AID00005	B24011	AC Overlay Group 2401	6, 8, 2, 4	completed	\$11,386,506.00	\$3,229,666.94	\$486,768.27	\$1,583,587.97	\$11,196,656.60	(\$200,000.00)
Transportation	AID00005	B24012	AC Overlay Group 2402	1, 6, 5, 2	completed	\$2,366,287.57	\$2,543,513.00	\$2,797,973.29	\$2,459,931.77	\$1,396,287.72	(\$1,989,999.85)
Transportation	AID00005	B24013	AC Overlay Group 2403	5	completed	\$4,355,316.61	\$1,546,019.95	\$970,869.35	\$1,037,073.73	\$6,458,000.07	\$2,102,886.46
Transportation	AID00005	B24014	AC Overlay 2202 Phase 2 (SS)	8, 7, 9, 2, 4	completed	\$5,548,463.00	\$454,370.54	\$672,344.37	\$291,108.01	\$5,198,462.97	(\$350,000.03)
Transportation	AID00005	B24024	Old Town Improv 1 (P)	3, 2	released	\$388,810.00	\$297,778.83	\$4,745.76	(\$0.00)	\$388,810.00	\$0.00
Transportation	AID00005	B24028	Paradise Hills Improv 1 (P)	4	completed	\$356,258.00	\$207,875.16	\$118,048.20	\$30,334.64	\$356,258.00	\$0.00
Transportation	AID00005	B24059	AC Water & Sewer Group 1052A (P)	8, 4	completed	\$198,744.95	\$0.00	\$3,737.21	\$431.95	\$198,744.95	\$0.00
Transportation	AID00005	B24060	College Area Swr & AC Wtr Main Repl (P)	9	released	\$81,304.00	\$0.00	\$0.00	\$81,304.00	\$81,304.00	\$0.00
Transportation	AID00005	B24061	Sewer & AC Water Group 765A (P)	4	completed	\$1,826,183.00	\$0.00	\$1,777,348.44	\$48,834.56	\$1,826,183.00	\$0.00
Transportation	AID00005	B24062	Claremont Mesa E Improv 1 (P)	2	completed	\$482,613.55	\$0.00	\$0.00	\$970.89	\$481,642.66	(\$970.89)
Transportation	AID00005	B24063	AC Water & Sewer Group 1053 (P)	8, 4	completed	\$499,927.00	\$37,291.62	\$311,142.21	\$1,379.95	\$499,926.58	(\$0.42)
Transportation	AID00005	B24064	Dagget St & Red Rock Dr Paving	6, 5	completed	\$558,624.20	\$0.00	\$3,705.70	\$52,324.32	\$1,929,676.26	\$1,370,852.06
Transportation	AID00005	B24073	Mission Center Canyon A (P)	7	completed	\$395,095.00	\$0.00	\$1,593.95	\$0.00	\$395,095.00	\$0.00
Transportation	AID00005	B24074	AC Water & Sewer Group 1056 (P)	7	completed	\$160,000.00	\$0.00	\$0.00	\$0.00	\$1,427,930.00	\$1,267,930.00
Transportation	AID00005	B24076	AC Water & Sewer Group Job 1023B (P)	3	completed	\$190,545.97	(\$45,600.00)	\$317.42	\$52,156.64	\$216,994.97	\$26,449.99
Transportation	AID00005	B24077	Scrapps Ranch Improv 1 (P)	6, 5	completed	\$638,000.00	\$0.00	\$0.00	\$276,934.00	\$638,000.00	\$0.00
Transportation	AID00005	B24078	North City Pure Water Pipeline (P)	6, 5	released	\$5,287,038.00	\$2,917,047.40	\$0.00	\$2,369,990.60	\$5,287,038.00	\$0.00
Transportation	AID00005	B24080	AC Water Group 1027A (P)	3	completed	\$192,000.00	\$49.36	\$26,216.27	\$1,214.50	\$212,000.00	\$200,000.00
Transportation	AID00005	B24087	Block 7G2 Rd Improv UU209 UU629 (P)	9	completed	\$2,152,305.13	\$2,084.18	\$1,629,652.48	\$26,004.39	\$2,152,305.13	(\$0.13)
Transportation	AID00005	B24091	AC Water & Sewer Group 1050 (P)	7	completed	\$700,000.00	\$10,434.33	\$0.00	\$2,366.50	\$1,404,051.00	\$704,051.00
Transportation	AID00005	B24114	Bay Terraces Improv 1 (P)	4	released	\$870,666.00	\$575,496.52	\$0.00	\$295,169.48	\$604,247.00	(\$266,419.00)
Transportation	AID00005	B24116	Morena Improv 1 (P)	7	completed	\$250,116.00	\$8,304.00	\$127,230.19	\$10,236.14	\$510,232.04	\$260,116.04
Transportation	AID00005	B24134	Rancho Penasquitos Improv 2 (P)	5	completed	\$29,431.00	\$0.00	\$0.00	\$5,000.22	\$29,431.00	\$0.00
Transportation	AID00005	B24135	Mission Blvd South Loring Overlay	1	released	\$1,393,000.00	\$930,072.50	\$23,474.58	\$319,465.46	\$1,392,999.50	(\$0.50)
Transportation	AID00005	B24136	Rancho Penasquitos Improv 1 (P)	5	completed	\$421,890.00	\$49,067.10	\$186,559.12	\$421,689.60	\$421,890.00	\$0.00
Transportation	AID00005	B24137	Roswell Street Overlay	4	released	\$710,000.00	\$0.00	\$81,900.77	\$542,485.07	\$710,000.00	\$0.00
Transportation	AID00005	B24138	Crown Point West (P)	1	completed	\$644,638.00	\$455,274.01	\$6,863.77	\$0.00	\$644,638.00	\$0.00
Transportation	AID00005	B24147	AC Overlay Group 2406	1	completed	\$3,100,000.37	\$641,498.59	\$116,603.96	(\$19,336.01)	\$2,503,000.37	(\$597,000.00)
Transportation	AID00005	B24148	AC Overlay Group 2404	8, 4	completed	\$3,756,337.87	\$605,275.46	\$500,134.63	\$117,357.31	\$3,756,337.45	(\$0.42)
Transportation	AID00005	B24149	AC Overlay Group 2405	6, 5	completed	\$3,401,313.01	\$0.00	\$558,255.50	\$4,244,867.27	\$4,244,867.27	\$843,554.26
Transportation	AID00005	B25001	AC Overlay Group 2501	3	completed	\$3,112,204.00	\$145,673.45	\$430,038.14	\$491,115.56	\$2,798,207.21	(\$319,996.79)
Transportation	AID00005	B25002	AC Overlay Group 2502	6, 7, 9	completed	\$6,122,940.00	\$513,068.96	\$2,345,672.99	\$579,537.13	\$6,091,639.52	(\$30,300.48)
Transportation	AID00005	B25003	AC Overlay Group 2503	4	completed	\$3,514,720.00	\$40,730.51	\$403,230.80	\$639,459.85	\$2,940,357.48	(\$574,362.52)
Transportation	AID00005	B25004	AC Overlay Group 2504	9	completed	\$4,303,165.78	\$695,837.01	\$675,208.95	(\$39,813.30)	\$4,473,165.78	\$170,000.00
Transportation	AID00005	B25005	AC Overlay Group 2505	8	released	\$300,000.00	\$0.00	\$0.00	\$178,781.66	\$85,000.00	\$8,200,000.00
Transportation	AID00005	B25006	AC Overlay Group 2506	3	released	\$300,000.00	\$0.00	\$0.00	\$188,337.41	\$3,500,000.00	\$3,200,000.00
Transportation	AID00005	B25007	AC Overlay Group 2507	3, 8	released	\$8,300,000.00	\$7,809,645.75	\$89,942.04	\$248,222.98	\$9,250,000.00	\$950,000.00
Transportation	AID00005	B25011	Accelerated Sewer Referral Group 851 (P)	1, 3, 8, 5, 9, 2	released	\$300,000.00	\$325,174.81	\$0.00	\$58,000.00	\$638,407.00	\$0.00
Transportation	AID00005	B25012	Bay Ho Improv 2 (P)	2	released	\$505,486.00	\$352,855.39	\$152,830.61	\$0.00	\$1,159,992.00	\$654,508.00
Transportation	AID00005	B25013	Claremont Mesa East Improv 2 (P)	2	completed	\$906,829.01	\$3.51	\$874,397.46	\$32,428.04	\$906,829.00	(\$0.01)
Transportation	AID00005	B25018	Claremont Mesa East Improv 3 (P)	2	released	\$56,120.00	\$0.00	\$0.00	\$0.00	\$56,119.50	(\$0.50)
Transportation	AID00005	B25019	AC Overlay Group 2519 UUP	1, 9	completed	\$813,746.37	\$68,425.95	(\$13,367.89)	\$69,614.81	\$813,746.37	(\$0.00)
Transportation	AID00005	B25046	AC Overlay Group 2508	1, 5	released	\$300,000.00	\$110,459.51	\$0.00	\$140,400.20	\$3,170,000.00	\$3,170,000.00
Transportation	AID00005	B25047	AC Overlay Group 2509	1	released	\$300,000.00	\$0.00	\$102,378.72	\$145,050.07	\$2,953,622.91	\$2,653,622.91
Transportation	AID00005	B25048	AC Overlay Group 2510	7	released	\$300,000.00	\$9,327.25	\$182,907.2			

Asset Owning Dept	Parent	Funded Program	Funded Program Name	Council District	Project Status	PTD Budget	CY Encumbrances	CY Actuals	Remaining Budget	Estimated Project Cost	Future Budget Requirement
Transportation	AID00005	B25070	Lake Murray Improv 2 (P)	7	released	\$2,155,747.55	\$0.00	\$27,722.88	\$2,109,246.91	\$2,155,747.55	\$0.00
Transportation	AID00005	B25071	Redwood Village Standpipe Repl (P)	9	released	\$231,535.00	\$112,664.63	\$60,378.28	\$57,991.76	\$231,535.00	\$0.00
Transportation	AID00005	B25072	La Jolla Improv 1 (P)	1	released	\$442,247.60	\$341,632.85	\$130.02	\$100,401.17	\$1,256,549.02	\$814,301.42
Transportation	AID00005	B25076	La Jolla Improv 2 (P)	1	released	\$766,000.00	\$755,441.83	\$0.00	\$10,558.17	\$766,000.45	\$76,000.45
Transportation	AID00005	B25077	Encanto Improv 1 (P)	4	released	\$656,278.00	\$596,277.93	\$0.00	\$59,863.31	\$656,278.00	\$0.00
Transportation	AID00005	B25079	FY25 TD Mill and Pave	1,2,3,4,5,6,7,8,9	completed	\$9,271,085.19	\$0.00	\$23,477.62	\$109,596.61	Not in P6	No total project cost
Transportation	AID00005	B25081	AC Water & Sewer Group 1052 (P)	8	completed	\$18,379.35	\$0.00	\$0.00	\$18,379.35	\$305,072.18	\$286,692.83
Transportation	AID00005	B25082	Guy St Water Main Replacement (P)	3	completed	\$180,000.00	\$0.00	\$125,217.82	\$54,782.18	\$180,000.00	\$0.00
Transportation	AID00005	B25083	AC Overlay Group 2520 ULUP	1	released	\$523,329.00	\$523,297.64	\$0.00	\$31.36	\$523,329.00	\$0.00
Transportation	AID00005	B25084	Sewer & AC Water Group 793A (P)	8	released	\$1,862,512.00	\$404,358.50	\$1,345.33	\$967,410.67	\$1,862,512.00	\$0.00
Transportation	AID00005	B25093	Water Group 952 (P)	8, 3	released	\$566,159.00	\$0.00	\$0.00	\$566,159.00	\$566,159.00	\$0.00
Transportation	AID00005	B26002	FY26 Transportation Mill & Pave	8, 2, 5, 7, 1, 3, 9, 4	released	\$12,806,700.00	\$957,438.98	\$5,813,566.41	\$6,035,694.61	\$12,806,700.00	\$0.00
Transportation	AID00005	B26014	Corridor Improv 2 (P)	9	released	\$1,840,000.00	\$0.00	\$0.00	\$1,840,000.00	\$1,840,000.00	\$0.00
Transportation	AID00005	B26015	Jamacha Lomita Storm Drain (P)	4	released	\$364,000.00	\$197,881.10	\$0.00	\$166,118.90	\$197,881.10	(\$166,118.90)
Transportation	AID00005	B26016	Redwood Village/Rolando Park Improv 1(P)	9	released	\$314,554.00	\$254,554.40	\$88.99	\$59,910.61	\$314,554.00	\$0.00
Transportation	AID00005	B26017	Redwood Village/Rolando Park Improv 2(P)	9	released	\$1,700,523.00	\$1,545,930.00	\$0.00	\$154,593.00	\$1,700,523.00	\$0.00
Transportation	AID00005	B26028	Morena North Conveyance (P)	2, 6	released	\$6,499,270.00	\$4,720,509.17	\$0.00	\$1,778,760.83	\$6,499,270.40	\$0.40
Transportation	AID00005	B26029	Morena Pipeline (P)	2, 7	released	\$1,432,764.00	\$266,991.15	\$0.00	\$1,165,772.85	\$4,298,291.26	\$2,865,527.26
Transportation	AID00005	B26051	Boy Ho Improv 3 (P)	2	released	\$195,000.00	\$185,822.02	\$0.00	\$9,177.98	\$195,000.00	\$0.00
Transportation	AID00007	AID00007	Bus Stop Improvements	N/A	N/A	\$522,839.50	\$0.00	\$0.00	\$522,839.50	N/A	No total project cost
Transportation	AID00007	B25017	Bus Stop Improvement Group 2500	2,3,6,8	completed	\$507,432.31	\$0.00	\$0.00	(\$67,951.20)	\$672,008.71	\$164,576.40
Transportation	AIIE00001	B17066	Fairmount Ave Bridge Rehab East	9	released	\$2,874,077.94	\$921,676.95	\$90,977.00	\$1,577,518.39	\$4,552,396.28	\$1,678,318.34
Transportation	AIIE00001	B17067	Fairmount Ave Bridge Rehab West	9	released	\$2,647,514.56	\$888,766.95	\$23,604.23	\$1,421,638.96	\$6,144,395.29	\$3,496,880.73
Transportation	AIIE00002	AIIE00002	Guard Rails	N/A	N/A	\$996,972.43	\$0.00	\$0.00	\$996,972.43	N/A	No total project cost
Transportation	AIIE00002	B18225	Crown Point Guardrail	1	closed	\$157,455.51	\$0.00	\$69,283.86	\$32,271.98	Not in P6	No total project cost
Transportation	AIIE00002	B19056	Torrey Pines Rd, Prospect-Coast Walk GR	1	released	\$1,382,684.01	\$51,620.00	\$201,890.68	\$720,114.69	\$2,729,982.90	\$1,347,298.89
Transportation	AIIG00001	AIIG00001	Median Installation	N/A	N/A	\$119,951.84	\$0.00	\$0.00	\$119,951.84	N/A	No total project cost
Transportation	AIIG00001	B15015	Morena Bl & W Bernardo Medians Project	5, 2	released	\$531,366.70	\$21,926.54	\$0.00	\$332,115.57	\$579,550.00	\$48,183.30
Transportation	AIIG00001	B18008	Foothill Blvd & Loring St Roundabout	1	completed	\$4,160,086.70	\$16,005.71	\$196,499.25	\$2,910.48	\$4,232,336.62	\$72,251.92
Transportation	AIIG00001	B18009	Crown Point Drive Roundabouts	1	released	\$2,244,844.18	\$90,481.16	\$32,210.33	\$840,159.22	\$5,230,386.95	\$3,075,522.77
Transportation	AIIG00001	B19049	Camino Del Rio West & Moore St Median	2	released	\$2,525,182.89	\$0.00	\$14,406.62	\$1,753,113.72	\$2,625,182.89	\$100,000.00
Transportation	AIIG00001	B20091	ECB & Aragon Dr RRRFB & Ped Refuge Island	9	closed	\$176,000.00	\$0.00	\$3,550.00	\$0.00	Not in P6	No total project cost
Transportation	AIIG00001	B20092	ECB & 88th St RRRFB & Ped Refuge Island	9	released	\$196,451.78	\$0.00	\$1,012.73	\$163,801.13	\$331,123.48	\$134,871.70
Transportation	AIIG00001	B20142	8th Ave @ Juniper St Roundabout	3	released	\$2,835,000.00	\$0.00	\$145,272.34	\$1,742,280.51	\$3,105,000.00	\$269,999.91
Transportation	AIIG00001	B21102	Carmel Mtn Road @ Carmel Country Road Roundabout	1	released	\$3,932,100.00	\$45,492.50	\$148,036.62	\$2,846,078.01	\$4,432,100.00	\$500,000.00
Transportation	AIIG00001	B21117	Chatsworth Blvd RRRFB & Pedestrian Refuge Island	2	completed	\$1,126,201.59	\$72,133.06	\$161,157.43	\$29,073.52	\$1,126,201.53	(\$0.06)
Transportation	AIIG00001	B24125	Del Sol & Kostner Quick Build Roundabout	8	closed	\$526,596.16	\$0.00	\$3,189.39	\$0.00	Not in P6	No total project cost
Transportation	AIIG00001	B26037	Hotel Circle & Taylor St Roundabout	3	released	\$5,304.02	\$0.00	\$0.00	\$5,304.02	\$228,000.00	\$222,695.98
Transportation	AIIG00001	AIH00001	Installation of City Owned Street Lights	N/A	N/A	\$117,882.08	\$0.00	\$0.00	\$117,882.08	N/A	No total project cost
Transportation	AIH00001	B16007	Citywide Street Lights Group 1601	1, 3, 6, 9, 2, 4	completed	\$624,842.48	\$0.00	\$3,982.66	\$14,460.47	\$922,999.68	\$298,157.20
Transportation	AIH00001	B16008	Citywide Street Lights Group 1602	3, 6, 8, 7, 9, 4	completed	\$218,770.85	\$0.00	\$2,409.61	\$23,007.73	\$655,000.00	\$436,229.15
Transportation	AIH00001	B17050	Citywide Street Lights Group 1701	1, 3, 6, 9, 2, 4	completed	\$827,827.16	\$0.00	\$0.00	\$10,000.01	\$829,626.58	\$1,799.42
Transportation	AIH00001	B17051	Citywide Street Lights Group 1702	3, 6, 8, 7, 9	completed	\$669,802.05	\$0.00	\$3,160.61	\$9,964.69	\$27,561.52	\$2,759.47
Transportation	AIH00001	B18042	Citywide Street Lights Group 1801	2	completed	\$489,429.99	\$0.00	\$12,645.70	\$155,178.66	\$559,000.00	\$80,000.00
Transportation	AIH00001	B18052	Citywide Street Lights - FY19	3, 9, 2, 4	completed	\$151,367.14	\$0.00	\$2,658.29	\$7,121.99	\$465,481.00	\$314,093.86
Transportation	AIH00001	B19079	Reo Drive New Street Lights	4	closed	\$197,444.42	\$0.00	\$0.00	(\$3.83)	Not in P6	No total project cost
Transportation	AIH00001	B19125	Citywide Street Lights 1950	6, 5, 9, 4	completed	\$2,649,938.67	\$34,135.99	\$738.25	\$236,835.53	\$2,440,990.78	(\$208,847.89)
Transportation	AIH00001	B21065	El Cajon Blvd (Mid-City:4444-4530) Street Lights	9	closed	\$432,595.91	\$0.00	\$0.00	\$0.00	Not in P6	No total project cost
Transportation	AIH00001	B22149	Installation of City Owned SL 2201 (NSG)	8, 9, 4	released	\$1,157,000.00	\$276,168.00	\$351,148.27	\$325,596.29	\$1,157,000.00	(\$0.21)
Transportation	AIH00001	B22154	Installation of City Owned Streetlights 2202 (NSG)	1, 3, 8, 2, 4	released	\$947,500.13	\$0.00	\$447,387.54	\$493,147.43	\$947,500.00	(\$0.13)
Transportation	AIH00001	B23127	Streetlight Installations in CD4	4	released	\$1,245,500.00	\$0.00	\$54,132.84	\$1,010,358.17	\$1,245,500.00	\$0.00
Transportation	AIH00001	B23128	Streetlight Installations in CD7	7	released	\$572,300.00	\$0.00	\$62,408.52	\$277,320.23	\$572,300.00	\$0.00
Transportation	AIH00001	B23129	Streetlight Installations in CD8	8	released	\$1,314,900.00	\$0.00	\$54,709.38	\$912,198.85	\$1,314,900.00	\$0.00
Transportation	AIH00001	B25062	Streetlights in University City	6	released	\$450,000.00	\$0.00	\$28,647.08	\$341,056.35	\$339,700.00	(\$110,300.00)
Transportation	AIH00002	AIH00002	Street Light Circuit Upgrades	N/A	N/A	\$143,478.82	\$0.00	\$0.00	\$143,478.82	N/A	No total project cost
Transportation	AIH00002	B15119	Pacific Beach - 1 St, Series Circuit Conversion	1	released	\$9,477,276.61	\$0.00	\$71,072.32	\$5,679,025.82	\$8,356,903.08	\$1,879,827.47
Transportation	AIH00002	B17101	Plumosa Park Series Circuit Conversion	2	completed	\$1,334,885.18	\$0.00	\$7,496.62	\$11,879.02	\$1,760,000.00	\$425,114.82
Transportation	AIH00002	B17145	Abbot Street Series Circuit Conversion	2	closed	\$295,129.89	\$0.00	\$2,315.66	\$0.00	Not in P6	No total project cost
Transportation	AIH00002	B17146	Kensington His #2 Series Circuit Upgrade	9	closed	\$2,559,330.20	\$0.00	\$1,582.91	\$0.00	Not in P6	No total project cost
Transportation	AIH00002	B23084	Kensington Heights #3 Series Circuit Upgrade	9	released	\$2,819,100.00	\$0.00	\$25,335.93	\$2,582,374.63	\$2,819,100.00	\$0.00
Transportation	AIH00002	B23086	Sunset Cliffs Devonshire Series Circuit Upgrade	2	released	\$3,406,300.00	\$0.00	\$98,957.10	\$2,840,755.25	\$3,406,300.00	\$0.00
Transportation	AIH00002	B24122	Logan Ave Series Circuit Conversion (SG)	8	released	\$1,982,000.00	\$0.00	\$296.98	\$1,966,373.07	Not in P6	No total project cost
Transportation	AIH00002	B24123	Garnet Ave Series Circuit Conversion SG	1	released	\$2,275,000.00	\$0.00	\$41,823.26	\$2,061,458.92	\$5,969,400.00	\$3,694,400.00
Transportation	AIK00001	AIK00001	New Walkways	N/A	N/A	\$22,972.61	\$0.00	\$0.00	\$22,972.61	N/A	No total project cost
Transportation	AIK00001	B15168	Genesee Ave-Chateau to Sauk Sidwtk	2	released	\$5,786,015.08	\$1,599,596.40	\$2,253,560.01	\$759,984.56	\$5,785,692.35	(\$322.73)
Transportation	AIK00001	B16100	ADA S/W Group 3E W Point Loma	2	completed	\$2,207,775.84	\$292,102.30	\$177,920.42	\$5,045.06	\$2,403,050.73	\$195,274.89
Transportation	AIK00001	B17065	70th-Alvarado to Saranac-Sidewalk	9	released	\$485,000.00	\$242,679.00	\$0.00	\$146,090.39	\$727,825.00	\$222,825.00
Transportation	AIK00001	B17102	North Park Mini Park Ped Improvements	3	completed	\$4,161,674.34	\$124,453.45	\$84,031.32	\$104,979.81	\$4,170,168.00	\$8,493.66
Transportation	AIK00001	B18017	3rd St-El Catedral	8	released	\$5,414,811.75	\$0.00	\$42,212.22	\$1,630,788.00	\$4,242,598.00	\$340,869.25
Transportation	AIK00001	B18019	Howard Ave-Village Pine to Iris Sidewalk	8	completed	\$654,961.62	\$8,000.00	\$0.00	\$25,267.80	\$1,254,981.62	\$600,069.00
Transportation	AIK00001	B18039	Wrightman-Ogden to Shloh Sidewalk	9	released	\$364,000.12	\$0.00	\$0.00	\$344,882.19	\$364,000.00	\$0.00
Transportation	AIK00001	B18054	ADA Mid-City MS TSW-1	9	completed	\$1,424,132.02	\$0.00	\$1,252.53	\$1,640,800.00	\$1,640,800.00	\$216,667.98
Transportation	AIK00001	B18157	Thermal Ave-Donax Av to Palm Ave Sidwtk	8	released	\$309,298.72	\$0.00	\$0.00	\$0.00	\$2,848,271.33	\$2,538,972.61
Transportation	AIK00001	B18158	54th-Market to Santa Margarita Sidwtk	4	completed	\$1,386,715.04	\$13,544.97	\$58,596.93	\$219,173.07	\$1,766,715.04	\$380,000.00
Transportation	AIK00001	B19030	Wabaska-Voltaire St to Tennyson Sidewalk	2	released	\$425,253.55	\$0.00	\$0.00	\$409,999.44	\$513,284.08	\$88,030.53
Transportation	AIK00001	B20059	Sea World Dr Sidewalk	2	completed	\$348,559.86	\$2,335.80	\$238,848.16	\$103,284.64	\$364,382.94	\$15,823.08
Transportation	AIK00001	B22005	College-Meridian to Judy McCarty Sidwtk	9, 4	released	\$1,041,601.85	\$148,769.01	\$183,100.49	(\$600.98)	\$5,907,338.36	\$4,865,736.51
Transportation	AIK00001	B22089	New Sidewalks in CD4	4	closed	\$611,815.90	\$0.00	\$0.00	\$8,910.60	Not in P6	No total project cost
Transportation	AIK00001	B24109	Saturn Blvd Sidewalk Installation	8	released	\$1,370,196.19	\$0.00	\$55,904.27	\$1,187,386.85	\$1,500,000.00	\$129,803.81
Transportation	AIK00001	B25085	Guymon St & Market St Sidewalk Improv	4	released	\$190,000.00	\$0.00	\$147,907.55	\$190,000.00	\$190,000.00	\$0.00
Transportation	AIK00003	AIK00003	Sidewalk Repair and Reconstruction	N/A	N/A	\$288.49	\$0.00	\$0.00	\$288.49	N/A	No total project cost
Transportation	AIK00003	B13125	Mission Beach Obstruction DIF 13 CR	1, 2	completed	\$489,827.77	\$71,895.87	\$20,006.86	\$19,280.69	\$586,925.17	\$97,097.40
Transportation	AIK00003	B16030	Sidewalk Replacement Group 1604	1,2,3,4,5,6,7,8,9	closed	\$1,349,466.42	\$0.00	\$0.00	\$0.00	Not in P6	No total project cost
Transportation	AIK00003	B17114	Curb Ramp Improvement Group 1701	3, 8, 2	completed	\$4,157,865.56	\$80,835.85	\$134,790.22	\$174,772.68	\$4,157,865.56	\$0.00
Transportation	AIK00003	B18061	ADA Torrey Pines APS PROW-S25	1	completed	\$180,000.00	\$6,103.00	\$500.95	\$3,583.04	\$335,000.00	\$155,000.00
Transportation	AIK00003										

Fiscal Year 2026 State of the CIP Mid-Year Report

CIP Expenditures by Projects

Exhibit B

Asset Owning Dept	Parent	Funded Program	Funded Program Name	Council District	Project Status	PTD Budget	CY Encumbrances	CY Actuals	Remaining Budget	Estimated Project Cost	Future Budget Requirement
Transportation	AIK0003	B25034	ADA Improvement Group 2504	7	closed	\$398,790.18	\$38,462.12	\$464,039.67	\$11,435.81	Not in PE	No total project cost
Transportation	AIK0003	B26003	Sidewalk Replacement Group 2530 - UC & M	6	released	\$2,200,000.00	\$175,625.64	\$623,427.61	\$1,600,946.75	\$2,200,000.00	\$0.00
Transportation	AIK0003	B26004	ADA Improvement Group 2601	7	completed	\$565,000.00	\$0.00	\$396,176.31	\$168,823.69	\$565,000.00	\$0.00
Transportation	AIK0003	B26005	ADA Improvement Group 2602	7	released	\$440,000.00	\$16,937.56	\$234,169.07	\$188,893.37	\$440,000.00	\$0.00
Transportation	AIK0003	B26018	ADA Improvement Group 2603	5, 1, 3, 9	released	\$390,963.14	\$0.00	\$3,919.67	\$387,043.47	\$371,000.00	(\$19,963.14)
Transportation	AIK0003	B26019	FY25 Curb Ramp Improvement Group 1	5, 1	released	\$250,000.00	\$0.00	\$121,987.45	\$128,012.55	\$3,359,078.00	\$3,109,078.00
Transportation	AIK0003	B26020	FY25 Curb Ramp Improvement Group 2	2, 3, 7	released	\$250,000.00	\$0.00	\$94,156.92	\$155,843.08	Not in PE	No total project cost
Transportation	AIK0003	B26021	FY25 Curb Ramp Improvement Group 3	7	released	\$250,000.00	\$0.00	\$68,471.90	\$181,528.10	\$4,184,326.33	\$3,834,326.33
Transportation	AIK0003	B26022	FY25 Curb Ramp Improvement Group 4	1, 2, 4, 5, 6, 7	released	\$250,000.00	\$0.00	\$138,428.76	\$111,571.24	\$2,437,900.00	\$2,187,900.00
Transportation	AIK0003	B26023	FY25 Curb Ramp Improvement Group 5	1, 2, 6	released	\$250,000.00	\$0.00	\$55,506.48	\$196,493.52	\$2,672,792.00	\$2,422,792.00
Transportation	AIK0003	B26024	FY25 Curb Ramp Improvement Group 6	4, 8	released	\$250,000.00	\$0.00	\$168,042.71	\$81,957.29	\$3,661,344.37	\$3,411,344.37
Transportation	AIK0003	B26025	FY25 Curb Ramp Improvement Group 7	3, 4, 8, 9	released	\$250,000.00	\$0.00	\$83,589.16	\$166,410.84	\$1,697,600.00	\$1,447,600.00
Transportation	AIK0003	B26026	FY25 Curb Ramp Improvement Group 8	1, 6	released	\$250,000.00	\$0.00	\$84,955.70	\$165,044.30	\$2,758,267.81	\$2,508,267.81
Transportation	AIK0003	B26052	University Ave Sidewalk Improvements	9	released	\$400,000.00	\$0.00	\$9,491.69	\$390,508.31	\$400,000.00	\$0.00
Transportation	AIL00001	AIL00001	Traffic Calming	N/A	N/A	\$917,709.05	\$0.00	\$0.00	\$917,709.05	N/A	No total project cost
Transportation	AIL00001	B18001	Electronic Speed Signs Group 1801	1, 2, 3, 4, 5, 6, 7, 8, 9	closed	\$48,214.82	\$0.00	\$0.00	\$0.00	Not in PE	No total project cost
Transportation	AIL00001	B18024	Coast Walk Parking Project	1	closed	\$0.00	\$0.00	\$0.00	\$0.00	Not in PE	No total project cost
Transportation	AIL00001	B19046	Kettner & Palm Pedestrian Hybrid Beacon	2	completed	\$1,259,096.04	\$22,020.57	\$543,680.02	\$301,626.91	\$1,580,809.70	\$321,713.66
Transportation	AIL00001	B19045	W San Ysidro Bl & Sunset Lane RRFB	8	released	\$500,946.51	\$507.69	\$503,901.41	\$63,020.24	\$63,020.24	\$131,078.73
Transportation	AIL00001	B19045	Rectangular Rapid Flash Beacons Grp 1904	1, 2, 3, 4, 5, 6, 7, 8, 9	closed	\$0.00	\$0.00	\$0.00	(\$63,462.59)	Not in PE	No total project cost
Transportation	AIL00001	B19046	Rectangular Rapid Flash Beacons Grp 1902	2, 4, 7	released	\$197,074.45	\$16,254.12	\$1,012.73	\$99,367.76	\$369,225.00	\$172,150.55
Transportation	AIL00001	B19047	Electronic Speed Signs Group 1902	1, 4, 9	released	\$75,000.00	\$0.00	\$0.00	\$7,772.16	\$75,000.00	\$0.00
Transportation	AIL00001	B20093	Rectangular Rapid Flash Beacons GRP 2001	1, 2, 3, 4, 5, 6, 7, 8, 9	released	\$148,612.77	\$0.00	\$15,692.00	\$132,920.77	\$182,231.83	\$33,619.06
Transportation	AIL00001	B21099	Electronic Speed Signs in Rolando Park Area	4	closed	\$27,763.04	\$0.00	\$0.00	\$0.00	Not in PE	No total project cost
Transportation	AIL00001	B22135	Milton St Burgener Blvd Curb Ext (NSG)	2	released	\$1,072,200.00	\$0.00	\$87,037.36	\$813,668.95	\$1,072,200.00	\$0.00
Transportation	AIL00001	B22147	Electronic Speed Signs Citywide 2200 (SG)	2, 3, 7, 8	closed	\$110,000.00	\$0.00	\$9,709.07	\$23,625.12	Not in PE	No total project cost
Transportation	AIL00001	B22148	Electronic Speed Signs Citywide 2201 (NSG)	1, 2, 6, 8	completed	\$20,724.43	\$300.00	\$7,283.84	\$139,158.01	\$218,463.39	\$7,738.96
Transportation	AIL00001	B23146	Gompers Prep 47th St Safety Enhancements	4	released	\$3,410,570.00	\$0.00	\$28,825.47	\$3,148,482.42	\$3,410,570.00	\$0.00
Transportation	AIL00001	B23147	Oslar Street Traffic Calming	7	released	\$680,219.51	\$0.00	\$43,988.47	\$519,979.24	\$1,103,130.00	\$422,910.49
Transportation	AIL00001	B23148	Olay Mesa Rd Pedestrian Improvements(SG)	8	released	\$801,912.53	\$0.00	\$58,781.20	\$526,726.81	\$1,066,912.53	\$265,000.00
Transportation	AIL00001	B23158	National Rd ESS	8	closed	\$16,000.00	\$0.00	\$10,511.32	\$601.68	Not in PE	No total project cost
Transportation	AIL00001	B24082	RRFB Group 2401 (NSG)	3, 8, 9	closed	\$71,443.68	\$0.00	\$0.00	\$0.00	Not in PE	No total project cost
Transportation	AIL00001	B24110	RRFB Group 2402 (NSG)	1, 2, 3, 4, 5, 6, 7, 8, 9	released	\$340,000.00	\$0.00	\$320.80	\$248,709.07	\$340,000.00	\$0.00
Transportation	AIL00002	AIL00002	Install T/S Interconnect Systems	N/A	N/A	\$565,562.00	\$0.00	\$0.00	\$565,562.00	N/A	No total project cost
Transportation	AIL00002	B14084	Balboa Ave TS Interconnect	2, 6	released	\$400,000.00	\$2,656.03	\$37,887.13	\$7,651.36	\$400,000.00	\$0.00
Transportation	AIL00002	B15013	Interconnect Upgrades by Streets	1, 3, 5, 6, 9	closed	\$394,791.07	\$0.00	\$0.00	\$0.00	Not in PE	No total project cost
Transportation	AIL00002	B15065	Pacific Beach TS Interconnect Upgrade	1, 7, 2	released	\$3,112,539.73	\$151,850.48	\$131,320.68	\$1,910,716.18	\$3,721,865.00	\$609,325.27
Transportation	AIL00002	B16032	TSCMP Group 1 Implementation	3, 6, 7, 8	released	\$2,238,432.63	\$26,707.70	\$384,411.95	\$1,330,571.51	\$3,192,065.18	\$953,632.55
Transportation	AIL00002	B17014	Implementation of TSCMP Group 2	1, 6, 8	released	\$468,715.87	\$61,062.95	\$282,896.86	\$1,809.61	\$1,535,127.07	\$1,066,411.20
Transportation	AIL00002	B17123	Miramar, LJV, Genesee TSCMP Grp 3	1	released	\$2,000,000.00	\$42,379.65	\$29,622.67	\$1,248,898.54	\$2,000,000.00	\$0.00
Transportation	AIL00002	B17129	Olay Mesa/Nestor Communications Upgrade	8	released	\$300,000.00	\$0.00	\$20,288.29	\$156,056.56	\$300,000.00	\$0.00
Transportation	AIL00002	B17130	Montezuma Road Communications Upgrade	9	released	\$362,797.57	\$19,462.28	\$4,595.60	\$287,561.09	\$362,797.57	\$0.00
Transportation	AIL00002	B17131	Mission Blvd Communications Upgrade	2	released	\$200,000.00	\$0.00	\$51,863.91	\$140,470.75	\$200,000.00	\$0.00
Transportation	AIL00002	B19052	Murphy Canyon Interconnect	5, 7	released	\$450,000.00	\$28,065.00	\$25,124.17	\$175,297.48	\$450,000.00	\$0.00
Transportation	AIL00002	B21118	Catalina Blvd Traffic Signal Interconnect Upgrade	2	released	\$998,202.69	\$0.00	\$28,608.44	\$628,444.85	\$1,950,000.00	\$953,797.31
Transportation	AIL00002	B24058	Transportation Management Center	7	released	\$2,000,000.00	\$102,189.41	\$695,331.15	\$968,034.38	\$2,000,000.00	\$0.00
Transportation	AIL00004	AIL00004	Traffic Signals - Citywide	N/A	N/A	\$0.00	\$0.00	\$0.00	\$0.00	N/A	No total project cost
Transportation	AIL00004	B14015	Beyer Bl @ Smythe Ave Traffic Signal	8	released	\$2,498,377.01	\$220,924.89	\$27,630.07	\$1,412,938.13	\$2,498,377.00	(\$0.01)
Transportation	AIL00004	B15014	31st St & Market St School Traffic Signal	9	completed	\$1,532,100.00	\$0.00	\$23,437.15	\$30,514.49	\$1,532,100.00	\$0.00
Transportation	AIL00004	B15047	Division St & Osborn St Traffic Signal	8	released	\$2,142,277.89	\$21,927.08	\$29,499.55	\$1,716,139.76	\$2,142,278.00	\$0.11
Transportation	AIL00004	B17019	31st St @ National Ave Traffic Signal	8	released	\$1,858,388.94	\$0.00	\$25,488.82	\$1,601,706.77	\$2,000,000.00	\$141,611.06
Transportation	AIL00004	B18083	Center City - New Traffic Signals	3	completed	\$970,000.00	\$0.00	\$279.46	\$27,372.01	\$1,008,650.64	\$38,650.64
Transportation	AIL00004	B19057	Aquarius & Camino Ruiz Traff. Signal	6	completed	\$1,067,835.71	\$1,208.92	\$20,757.53	\$14,127.93	\$1,067,835.71	\$0.00
Transportation	AIL00004	B19060	El Cajon Blvd & Kansas - Traffic Signal	3	released	\$1,863,000.00	\$236,140.31	\$617,841.33	\$59,152.81	\$1,863,000.00	\$0.00
Transportation	AIL00004	B20140	Mississippi St @ El Cajon Blvd Traffic Signal	3	released	\$1,840,000.00	\$0.00	\$70,455.13	\$1,478,925.12	\$2,300,000.00	\$460,000.00
Transportation	AIL00004	B20141	47th St @ Solais Ave T/S Signal	4	completed	\$8,185.50	\$239.34	\$8,185.50	\$967,487.67	\$0.00	\$0.10
Transportation	AIL00004	B20146	Torrey Fines Rd Pedestrian Hybrid Beacon	1	completed	\$1,640,355.73	\$70,625.25	\$108,926.04	\$62,317.29	\$1,640,355.73	\$0.00
Transportation	AIL00004	B22000	El Cajon Blvd HAWKS (VZ)	9	completed	\$21,249.42	\$0.00	\$7,358.03	\$10,283.68	\$1,780,693.18	\$1,759,443.76
Transportation	AIL00004	B22046	Mercado Dr at Del Mar Hgts TS	1	completed	\$1,013,000.00	\$8,302.20	\$27,546.97	\$10,119.61	\$1,573,000.00	\$560,000.00
Transportation	AIL00004	B22111	Center City Traffic Signals-15th Street	3	released	\$2,709,981.36	\$1,700,000.00	\$38,879.52	\$469,827.49	\$2,709,981.36	\$0.00
Transportation	AIL00004	B22112	Center City Traffic Signals -17th Street	3	released	\$1,015,000.00	\$0.00	\$1,086.19	\$753,058.23	\$1,015,000.00	\$0.00
Transportation	AIL00004	B23145	47th St & Hartley St HAWK	4	released	\$992,500.20	\$0.00	\$69,892.94	\$682,497.40	\$992,500.00	(\$0.20)
Transportation	AIL00004	B24108	Mission & Thomas HAWK	1	released	\$1,512,000.00	\$0.00	\$16,238.40	\$316,500.00	\$2,631,500.00	\$2,141,500.00
Transportation	AIL00004	B24117	34th & Adams HAWK	9	released	\$307,212.00	\$0.00	\$69,602.52	\$19,581.50	\$832,394.00	\$525,182.00
Transportation	AIL00004	B24118	Washington & Albatross HAWK	3	released	\$1,355,300.00	\$0.00	\$1,122,215.00	\$1,555,300.00	\$2,000,000.00	\$0.00
Transportation	AIL00005	AIL00005	Traffic Signals Modification	N/A	N/A	\$29,865.83	\$0.00	\$0.00	\$29,865.83	N/A	No total project cost
Transportation	AIL00005	B13010	Signal Mods in Barrio Logan	8	released	\$2,151,900.63	\$1,084,967.60	\$282,225.34	\$390,951.09	\$2,151,900.63	\$0.00
Transportation	AIL00005	B14048	Traffic Signal Upgrades Citywide FY14	1, 3, 6, 7, 9, 2	released	\$2,266,028.00	\$479,236.93	\$75,920.76	\$1,288,654.89	\$2,361,028.00	\$95,000.00
Transportation	AIL00005	B17128	Md-City & Eastern Area Signal Mods	9, 4	closed	\$1,179,358.90	\$0.00	\$0.00	\$0.00	Not in PE	No total project cost
Transportation	AIL00005	B18069	Ash Street Signal Mods	3	completed	\$933,265.84	\$43,003.92	\$4,000.00	\$933,266.00	\$0.00	\$0.16
Transportation	AIL00005	B18162	Downtown Audibles O4th & E 529	3	released	\$1,250,000.00	\$485,000.00	\$20,151.85	\$438,527.00	\$1,250,000.00	\$0.00
Transportation	AIL00005	B19059	Audible Ped Sig & Ped Cntdwn timers 1901	1, 2, 3, 4, 5, 6, 7, 8, 9	closed	\$230,000.00	\$0.00	\$0.00	\$0.00	Not in PE	No total project cost
Transportation	AIL00005	B19069	Traffic Signal Mods Grp 19-01	7, 9, 2	released	\$3,637,100.00	\$0.00	\$18,087.63	\$3,224,519.23	\$3,637,100.00	\$0.00
Transportation	AIL00005	B19071	Traffic Signal Mods Grp 19-02	2	released	\$702,988.10	\$0.00	\$15,457.52	\$452,549.68	\$850,000.00	\$147,011.90
Transportation	AIL00005	B20075	Traffic Signal Mods Grp 20-01	3, 6, 4	released	\$2,027,820.00	\$764,879.90	\$469,069.49	\$272,986.82	\$2,027,820.00	\$0.00
Transportation	AIL00005	B21120	Palm (I-5 to Georgia St) Traffic Sig Mod (VZ)	8	released	\$1,717,996.97	\$356,291.07	\$24,184.38	\$1,008,400.92	\$3,511,200.00	\$1,793,203.03
Transportation	AIL00005	B21139	Rosecrans St Traffic Signal Upgrades	2	released	\$137,100.00	\$11,208.17	\$31,555.67	\$85,978.97	\$137,100.00	\$0.00
Transportation	AIL00005	B22101	Front &								

Asset Owning Dept	Parent	Funded Program	Funded Program Name	Council District	Project Status	PTD Budget	CY Encumbrances	CY Actuals	Remaining Budget	Estimated Project Cost	Future Budget Requirement
Transportation	Standalone	P19006	Siempre Viva Road Improvements	8	released	\$550,000.00	\$202,993.86	\$220,104.56	\$74,828.52	\$550,000.00	\$0.00
Transportation	Standalone	P19007	Airway Road Improvements	8	completed	\$450,000.00	\$27,146.18	\$169,454.80	\$54,243.90	\$459,804.42	\$9,804.42
Transportation	Standalone	P26001	El Cajon/Park/Normal Feasibility Study	3	released	\$600,000.00	\$291,945.00	\$58,838.20	\$249,216.80	\$600,000.00	\$0.00
Transportation	Standalone	RD11001	Via de la Valle Upgrades & Improvements	1	released	\$2,209,229.00	\$0.00	\$0.00	\$2,209,229.00	Not in P6	No total project cost
Transportation	Standalone	RD14000	State Route 56 Freeway Expansion	1	completed	\$2,889,755.00	\$620,000.00	\$2,625,000.00	\$53,133.14	\$23,029,026.00	\$139,271.00
Transportation	Standalone	RD21004	Camino Del Sur S. Upgrades & Improvements	5	completed	\$8,768,994.90	\$10,065.12	\$21,256.67	\$256,534.58	Not in P6	No total project cost
Transportation	Standalone	RD21005	Camino Del Sur N. Upgrades & Improvements	5	completed	\$6,550,150.60	\$9,701.05	\$35,528.54	\$35,007.36	Not in P6	No total project cost
Transportation	Standalone	RD21006	Carmel Mountain Road Upgrades & Improvements	5	completed	\$2,950,102.92	\$6,059.56	\$30,510.45	\$4,761.56	Not in P6	No total project cost
Transportation	Standalone	RD23000	Fenton Pkwy Ext to Camino Del Rio N	9	completed	\$8,994,493.16	\$0.00	\$30,500.85	\$835,126.85	\$11,627,787.00	\$2,633,293.84
Transportation	Standalone	RD23009	OM T-11.1 Caliente Avenue	8	completed	\$2,974,018.00	\$9,543.00	\$1,714,963.58	\$98,331.77	\$2,974,018.00	\$0.00
Transportation	Standalone	RD24000	Federal Blvd Sidewalk Improv& SW Upgrade	9	released	\$1,000,000.00	\$0.00	\$4,683.00	\$995,317.00	Not in P6	No total project cost
Transportation	Standalone	RD24001	Barrio Logan Harbor Dr SANDAG Pave Rpr	3, 8	closed	\$412,168.99	\$0.00	\$0.00	\$0.00	Not in P6	No total project cost
Transportation	Standalone	RD24002	La Jolla Streetscape	1	released	\$15,000.00	\$0.00	\$7,441.15	\$7,558.85	\$1,015,000.00	\$1,000,000.00
Transportation	Standalone	RD25000	University Ave Bikeway Pavement Repair	9	released	\$9,257,803.30	\$8,111,531.15	\$1,146,272.15	\$0.00	\$10,757,803.00	\$1,499,999.70
Transportation	Standalone	RD25001	Pershing Bikeway Paving Reimbursement	3	closed	\$804,328.63	\$0.00	\$804,328.63	\$0.00	Not in P6	No total project cost
Transportation	Standalone	RD25002	Washington St Bikeway Pavement Repair	2,3	released	\$359,232.42	\$359,232.42	\$0.00	\$0.00	\$359,232.42	\$0.00
Transportation	Standalone	RD26000	Beyer Blvd (OM TB)	8	released	\$6,247,000.00	\$0.00	\$0.00	\$6,247,000.00	Not in P6	No total project cost
Transportation	Standalone	RD26001	Calliente Avenue (OM T11.5)	8	released	\$262,000.00	\$0.00	\$0.00	\$262,000.00	Not in P6	No total project cost
Transportation	Standalone	RD26002	Imperial Av Bikeway Paving Reimbursement	8, 3, 9, 4	released	\$1,487,707.00	\$1,487,707.00	\$0.00	\$0.00	\$1,487,707.00	\$0.00
Transportation	Standalone	RD26003	Lone Quail Road Roadway Resurfacing	5	released	\$268,186.81	\$268,186.81	\$0.00	\$0.00	Not in P6	No total project cost
Transportation	Standalone	S00841	Carroll Cyn Rd/Sorrento Valley Rd Dist 1	1, 6	completed	\$2,418,301.46	\$0.00	\$46,809.06	\$18,569.74	\$20,728,578.19	\$18,310,276.73
Transportation	Standalone	S00851	SR 163/Friars Road	3, 7	completed	\$28,954,382.98	\$335,002.99	\$165,676.12	\$750,901.37	\$64,755,996.52	\$35,801,613.54
Transportation	Standalone	S00856	El Camino Real to ViaDeLaValle (1/2 mile)	1	released	\$27,062,433.27	\$342,719.75	\$290,471.43	\$21,319,986.67	\$92,355,579.60	\$65,293,146.33
Transportation	Standalone	S00857	La Jolla Village Drive-I-805 Ramps	6	completed	\$22,433,703.53	\$0.00	\$14,799.52	(\$0.00)	\$22,569,617.54	\$135,914.01
Transportation	Standalone	S00869	Palm Avenue Interstate 805 Interchange	8	released	\$40,939,531.00	\$15,551,958.42	\$183,824.81	\$24,157,960.40	\$52,430,633.53	\$11,491,102.53
Transportation	Standalone	S00871	W Mission Bay Dr Bridge Over SD River	2	completed	\$136,116,190.90	\$421,962.19	\$226,831.05	\$150,358,644.66	\$14,242,453.76	\$14,242,453.76
Transportation	Standalone	S00880	Miramar Road-805 Easterly Ramps	6	completed	\$11,643,818.16	\$0.00	(\$173.42)	\$51,100.07	\$12,249,930.00	\$606,111.84
Transportation	Standalone	S00905	SR 163/Clearmont Mesa Blvd Interchange	6	completed	\$2,844,612.82	\$0.00	\$0.00	\$35,454.30	\$18,093,777.00	\$15,249,164.18
Transportation	Standalone	S00915	University Avenue Mobility	3	released	\$9,776,011.63	\$408,109.09	\$159,059.49	\$1,024,872.46	\$13,167,401.28	\$3,391,389.65
Transportation	Standalone	S00935	N Torrey Pines Rd Bndge/ Los Penasquitos	1	completed	\$1,440,245.06	\$0.00	\$442,450.04	\$383,669.93	\$18,675,851.94	\$15,235,406.88
Transportation	Standalone	S00951	Coastal Rail Trail	1, 6	released	\$29,179,525.55	\$423,588.17	\$194,064.43	\$25,653,573.05	\$34,025,184.41	\$4,845,658.86
Transportation	Standalone	S00982	Interstate 5 Underpass-Bikeway/Ped Conn	1	completed	\$629,771.00	\$0.00	\$0.00	\$10,000.00	\$2,280,000.00	\$1,630,229.00
Transportation	Standalone	S11060	Otay Mesa Truck Route Phase 4	8	completed	\$10,214,196.00	\$17,241.21	\$23,579.30	\$321,008.80	\$19,861,708.64	\$9,647,512.64
Transportation	Standalone	S15017	La Jolla Village/I-805 Landscape Maint	6	completed	\$1,404,918.47	\$0.00	\$23,389.41	\$338,169.41	\$1,171,788.10	(\$233,130.37)
Transportation	Standalone	S15018	La Media Road Improvements	8	completed	\$33,128,583.95	\$1,974,272.46	\$373,666.51	\$2,279,694.45	\$58,739,408.07	\$25,610,824.12
Transportation	Standalone	S15045	Park Boulevard At-Grade Crossing	3,8	released	\$24,344,065.11	\$11,065,640.63	\$4,218,644.11	\$670,892.57	Not in P6	No total project cost
Transportation	Standalone	S16061	Market Street-47th to Euclid-Complete Street	4	completed	\$8,905,875.33	\$553,182.50	\$448,403.70	\$120,518.07	\$11,809,017.93	\$2,903,142.60
Transportation	Standalone	S18000	Streamview Drive Improvements Phase 2	9	released	\$17,677,651.93	\$304,967.39	\$318,400.26	\$14,757,837.32	\$27,637,157.00	\$9,959,505.07
Transportation	Standalone	S18001	University Avenue Complete Street Phase1	9	completed	\$10,622,437.10	\$803,659.03	\$1,169,775.50	(\$13,495.35)	\$13,484,777.10	\$2,862,340.00
Transportation	Standalone	S19005	City Heights Sidewalks and Streetlights	9	released	\$3,338,689.37	\$354.53	\$22,417.09	\$2,911,229.97	Not in P6	No total project cost
Transportation	Standalone	S22005	Alvarado Canyon Rd Realignment Project	7	released	\$2,400,000.00	\$215,302.63	\$418,314.64	\$218,063.00	\$64,300,000.00	\$61,900,000.00
Transportation	Standalone	S23006	Sunset Cliffs Seawall Improvement	2	released	\$3,200,000.00	\$1,778,754.56	\$431,394.98	\$17,575.40	\$32,587,206.35	\$29,387,206.35
Transportation	Standalone	S23011	Cypress Dr Cultural Corridor	8	released	\$4,282,192.11	\$717,379.71	\$121,391.04	\$3,101,227.75	\$4,282,192.11	\$0.00
Transportation Total						\$1,131,135,844.74	\$139,636,249.70	\$71,176,753.94	\$298,641,461.36		
Grand Total						\$8,118,848,771.18	\$1,327,485,271.07	\$489,619,451.37	\$1,977,813,625.79		

FY26 Project to Date Budget
 Includes projects that closed in FY 2026
 Includes individual phases for L projects
 Not in P6=projects not in P6
 N/A=not applicable information available for Projects

Project ID	Project Name	Project Phase	Asset Type	Construction Contract Type	Agency/ Developer
RD22001	Dennerly Ranch Neigh Park	Design	Parks	Agency/ Developer Managed Built - City Paid	Private Developer
S16013	Children's Park Improvements	Construction	Parks	Agency/ Developer Managed Built - City Paid	Civic San Diego
S16012	East Village Green Phase 1	Construction	Parks	Agency/ Developer Managed Built - City Paid	Civic San Diego
RD21001	Black Mountain Ranch Park Ph2	Bid / Award	Parks	Developer Build	Private Developer
S00851	SR163/Friars Road	Construction	Transportation	Agency/ Developer Managed Built - City Paid	Caltrans
S00841	Carroll Cyn Rd/Sorrento Valley Rd Dist 1	Post Construction	Transportation	Agency/ Developer Managed Built - City Paid	Caltrans
S00905	SR163/Clairemont Mesa Blvd Interchange	Post Construction	Transportation	Agency/ Developer Managed Built - City Paid	Caltrans
S00869	Palm Avenue Interstate 805 Interchange	Bid / Award	Transportation	Agency/ Developer Managed Built - City Paid	Caltrans
S00871	West Mission Bay Drive Bridge Over San D	Construction	Transportation	Design Bid Build	Caltrans
B00429	Buchanan Canyon Sewer B (UP)	Design	Sewer	Design Bid Build	Caltrans
S23011	Cypress Dr Cultural Corridor	Design	Transportation	Design Bid Build	SANDAG
B25061	Encanto Improv 3A (S)	Design	Sewer	Design Bid Build	Caltrans
RD23001	EC Residuals Line & E Mission Gorge FM	Construction	Sewer	Design Build	East County / Padres Dam
RD23000	Fenton Pkwy Ext to Camino Del Rio N	Bid / Award	Transportation	Design Bid Build	SDSU
RD14000	State Route 56 Freeway Expansion	Construction	Transportation	Agency/ Developer Managed Built - City Paid	Caltrans
S00982	I-5 UNDERPASS - BIKEWAY/PED CONNECT	Construction	Transportation	Agency/ Developer Managed Built - City Paid	Caltrans
B19096	Normal Street Promenade	Construction	Transportation	Agency/ Developer Managed Built Paid	SANDAG
RD25000	University Ave Bikeway Pavement Repair	Construction	Transportation	Agency/ Developer Managed Built Paid	SANDAG
RD25002	Washington St Bikeway Pavement Repair	Bid / Award	Transportation	Agency/ Developer Managed Built - City Paid	SANDAG
RD26002	Imperial Av Bikeway Paving Reimbursement	Construction	Transportation	Agency/ Developer Managed Built - City Paid	SANDAG
RD22000	Solterra Vista Neighborhood Park	Construction	Parks	Agency /Developer/ City Managed Built - City Paid	Private Developer
RD23009	OM T-11.1 Caliente Avenue	Construction	Transportation	Agency/ Developer Managed Built - City Paid	Private Developer
S24012	14th Street Greenway Block #2	Construction	Transportation	Design Bid Build	Civic San Diego

WBS No.:	Project Title	Contractors Name	Change order amount	Date signed by City Attorney
B-17104 B-17105 B-22144	Sewer and AC Water Group 1032	KTA Construction	\$ 577,383.19	9/4/2025
B-17188	Street Reconstruction Group 1801	Tri-Group Construction	\$ 508,609.99	12/5/2025
B-24106	Villa La Jolla Drainage System Emergency	Orion Construction	\$ 1,000,000.00	12/4/2025
S-18006	Harbor Drive Trunk Sewer Replacement	Michels Construction, Inc.	\$ 698,366.97	7/29/2025
Pure Water Change Orders				
B-21060 B-21128 S-17012 B-16140	North City Water Reclamation Plant Expansion & Influent Pump Station & Pipeline	Kiewit Infrastructure West Co.	\$ 1,750,779.21	7/24/2025
B-21061	Morena Wastewater Pump Station	Flatiron West, Inc	\$ 1,591,828.86	7/28/2025
B-21058 B-15140	North City Pure Water Facility	Shimmick Construction Company	\$ 1,938,009.25	8/2/2025
B-21061	Morena Wastewater Pump Station	Flatiron West, Inc	\$ 14,227,388.22	9/25/2025
B-21061	Morena Wastewater Pump Station	Flatiron West, Inc	\$ 16,338,388.78	9/25/2025
B-15141	PWP Morena Conveyance South & Middle & Morena Conveyance Bike Lane	Sukut Construction, LLC	\$ 1,441,603.01	9/29/2025
B-21058 B-15140	North City Pure Water Facility	Shimmick Construction Company	\$ 1,901,108.88	10/17/2025
B-21060 B-21128 S-17012 B-16140	North City Water Reclamation Plant Expansion & Influent Pump Station & Pipeline	Kiewit Infrastructure West Co.	\$ 1,699,000.00	10/17/2025
B-16035	North City Pure Water Pipeline - Subaqueous Pipeline	W.A. Rasic Construction Company, Inc.	\$ 1,414,131.43	10/21/2025
S-12013	Alvarado 2 nd Extension Pipeline	OHL, USA, Inc.	\$ 574,328.41	10/23/2025
B-17006 S-17013	MBC Improvements	PCL Construction, Inc.	\$ 1,250,000.00	10/28/2025
B-16035	North City Pure Water Pipeline - Subaqueous Pipeline	W.A. Rasic Construction Company, Inc.	\$ 1,947,000.00	10/29/2025
B-16035	North City Pure Water Pipeline - Subaqueous Pipeline	W.A. Rasic Construction Company, Inc.	\$ 1,421,000.00	10/29/2025
B-16035	North City Pure Water Pipeline - Subaqueous Pipeline	W.A. Rasic Construction Company, Inc.	\$ 1,513,911.50	10/29/2025

B-15141	PWP Morena Conveyance South & Middle & Morena Conveyance Bike Lane	Sukut Construction, LLC	\$ 1,038,500.53	11/6/2025
B-21060 B-21128 S-17012 B-16140	North City Water Reclamation Plant Expansion & Influent Pump Station & Pipeline	Kiewit Infrastructure West Co.	\$ 1,945,000.00	11/10/2025
B-16035	North City Pure Water Pipeline - Subaqueous Pipeline	W.A. Rasic Construction Company, Inc.	\$ 1,180,000.00	11/13/2025
B-15141	Morena Conveyance North	OHL, USA, Inc.	\$ 15,478,989.16	11/14/2025
B-21061	Morena Wastewater Pump Station	Flatiron West, Inc	\$ 17,415,000.00	12/11/2025

Project ID	Project Name	Council Districts	NOC (6900)
B17101	Plumosa Park Series Circuit Conversion	2	7/1/2025
B25024	Pump Station B SD Rehab Emergency	2	7/1/2025
L16000.5	Clay Ave Mini Park	8	7/10/2025
B11024	La Jolla Country Club Reservoir	1	7/11/2025
B20121	MBC Gas Detect Syst Replace	6	7/11/2025
B23107	6933 Neptune Place SD Emergency	1	7/17/2025
B24004	AC Overlay Group 2306	5	7/17/2025
B17110	Bermuda Ave Coastal Access Replacement	2	7/22/2025
B21003	Tierrasanta Improv 1 (s)	7	7/22/2025
B23139	5995 Eldergardens St Emergency	7	7/22/2025
S15017	La Jolla Village/I-805 Landscape Maint	6	7/22/2025
S00999	RIVIERA DEL SOL NEIGHBORHOOD PARK	8	8/5/2025
B21126	5604 Campanile Way SD Repair Emergency	9	8/21/2025
S14023	Pacific Highlands Ranch Branch Library	1	8/21/2025
B18054	ADA Mid-City MS TSW-1	9	8/27/2025
B12117	PACIFIC BEACH PIPELINE SOUTH (S)	1, 2	9/19/2025
B21042	Pacific Beach Pipeline South Paving	2	9/19/2025
B21144	Pacific Beach Pipeline South (BL)	2	9/19/2025
S12015	PACIFIC BEACH PIPELINE SOUTH (W)	1, 7, 2	9/19/2025
B19001	MLK Rec Center Moisture Intrusion	4	10/2/2025
B19066	SBWRP Variable Frequency Drive Repl	8	10/2/2025
B00388	Sewer and AC Water GJ 778 (S)	4	10/7/2025
B15069	Sewer and AC Water GJ 778 (W)	4	10/7/2025
B19166	AC Water and Sewer Group 1052A (W)	8, 4	10/7/2025
B19169	AC Water & Sewer Group 1052A (S)	8, 4	10/7/2025
B21123	Sewer and AC Water GJ 778 (BL)	4	10/7/2025
B23060	Sewer and AC Water GJ 778 (P)	4	10/7/2025
B24059	AC Water & Sewer Group 1052A (P)	8, 4	10/7/2025
B18149	Golfcrest(Jackson-Wandermere)Rd ImpUU584	7	11/18/2025
S20009	Kearny Mesa Facility Improvements	6	11/28/2025
B15085	Block 7G2 UUP - CIP	9	12/2/2025
B15093	Seminole Drive UUP (Stanley to Estelle)	9	12/2/2025
B17013	Seminole PH2 (El Cajon-Stanley) SL UU630	9	12/2/2025
P24017	Crystal Pier Improvements	1	12/2/2025
B18121	AC Water & Sewer Group 1036 (W)	1, 9	12/9/2025
B18123	AC Water & Sewer Group 1036 (S)	1, 9	12/9/2025
B23094	AC Water & Sewer Group 1036 (P)	9	12/9/2025
B18005	John F Kennedy Neighborhood Park Improve	4	12/11/2025
B22081	Police HQ Elevator Modernization	3	12/23/2025

Project ID	Project Name	CAP - LEED Building	CAP - Solar Component	CAP - Resilience	Climate Resilient SD (CRSD)	EV Location	EV Charging Infrastructure	EV Charging Station	Fleet EV Ready Spaces (City Vehicle)	Non-Fleet EV Capable Spaces (Public Veh)	Fleet Non-EV Ready Spaces (City Vehicle)	Total Number of EV and non-EV Spaces	Energy Storage	Renewable Energy	Energy Efficiency Improvement (Retrofit Only)	Microgrid	Equipment Electrification (Retrofit Only)	Fossil Fuel Equipment	ZEMBOP Exemption
S14023	Pacific Highlands Ranch Branch Library	LEED Silver	Photovoltaic (PV) System	Tree Canopy	CRSD Heat	2911 Pacific Place, San	Yes	Yes	0	0	0	4	No	Yes	Yes	No	No	No	No
S16029	Carmel Valley CP - Turf Upgrades	N/A	N/A	Tree Canopy	CRSD Heat	N/A	No	No	0	0	0	0	No	No	Yes	No	No	No	No
S16031	Ocean Air CP Comfort Station & Park Impr	N/A	N/A	Tree Canopy	CRSD Heat	N/A	No	No	0	0	0	0	No	No	No	No	No	No	No
S00811	SCRIPPS MIRAMAR RANCH LIB	N/A	N/A	Tree Canopy	CRSD Heat	10301 Scripps Lake	Yes	Yes	0	0	0	5	No	No	No	No	No	No	No
B18006	Sherman Heights Com Center Playground	N/A	N/A	N/A	N/A	N/A	No	No	0	0	0	0	No	No	No	No	No	No	No
B19021	Crown Point Playground Improvements	N/A	N/A	Tree Canopy	CRSD Heat	N/A	No	No	0	0	0	0	No	No	No	No	No	No	No
B19022	Crown Point Parking Lot Improvements	N/A	N/A	N/A	N/A	N/A	No	No	0	0	0	0	No	No	No	No	No	No	No
B18234	North Cove Comfort Station Imp	N/A	N/A	N/A	N/A	N/A	Yes	No	TBD	TBD	TBD	TBD	No	No	No	No	No	No	No
B18236	Black Mountain Mine Remediation	N/A	N/A	N/A	N/A	N/A	No	No	0	0	0	0	No	No	No	No	No	No	No
B19129	Brown Field Taxiways B, C, &G Rehab	N/A	N/A	N/A	N/A	N/A	No	No	0	0	0	0	No	No	No	No	No	No	No
B19176	Sunset Point Comfort Station Imp	N/A	N/A	N/A	N/A	N/A	No	No	0	0	0	0	No	No	No	No	No	No	No
B19179	Hospitality Point Comfort Station Imp	N/A	N/A	N/A	N/A	N/A	Yes	No	TBD	TBD	TBD	TBD	No	No	No	No	No	No	No
B19156	Hospitality Point Parking Lot Improvemt	N/A	N/A	N/A	N/A	N/A	Yes	No	TBD	TBD	TBD	TBD	No	No	No	No	No	No	No
S00800	SAN CARLOS BRANCH LIBRARY	LEED Gold	Photovoltaic (PV) System	N/A	N/A	TBD	Yes	Yes	TBD	TBD	TBD	TBD	No	No	No	No	No	No	No
S20005	Balboa Park Botanical Bldg Improvements	N/A	N/A	N/A	N/A	N/A	No	No	0	0	0	0	No	No	No	No	No	No	No
S21003	EMTS Lab Remodel at NTC	LEED Silver	N/A	N/A	N/A	No	No	No	0	0	0	0	No	No	No	No	No	No	No
B21070	Solar Implementation @ EMTS Lab Bldg	N/A	Photovoltaic (PV) System	N/A	CRSD Heat	N/A	No	No	0	0	0	0	No	Yes	No	No	No	No	No
B21069	Solar Implementation @ ETDC Building	N/A	Photovoltaic (PV) System	N/A	CRSD Heat	N/A	No	No	0	0	0	0	No	Yes	No	No	No	No	No
B21068	Solar Implementation @ Chollas Bldg A&B	N/A	Photovoltaic (PV) System	N/A	CRSD Heat	N/A	No	No	0	0	0	0	No	Yes	No	No	No	No	No
B22139	Scripps Miramar Ranch Library Roof Repl	N/A	N/A	N/A	N/A	N/A	No	No	0	0	0	0	No	No	No	No	No	No	No
L22000.1	Alvarado Laboratory Improvements Phase 1	LEED Silver	Photovoltaic (PV) System	Tree Canopy	CRSD Heat	TBD	Yes	No	TBD	TBD	TBD	TBD	No	Yes	Yes	No	No	No	No
L22000.3	Alvarado Laboratory Improvements Trailers	N/A	N/A	N/A	N/A	N/A	No	No	0	0	0	0	No	No	No	No	No	No	No
B17030	Bay Terraces & Skyline South SD Repl	N/A	N/A	N/A	N/A	N/A	No	No	0	0	0	0	No	No	No	No	No	No	No
S24006	Pump Station G & 17 Full Improvement	N/A	N/A	N/A	N/A	N/A	No	No	0	0	0	0	No	No	No	No	No	No	No
S23013	City Hts Library Performance Annex Imp	N/A	N/A	N/A	N/A	N/A	No	No	0	0	0	0	No	No	No	No	No	No	No
L24002.1	NTC H-Barracks Shelter Project	N/A	N/A	N/A	N/A	N/A	No	No	0	0	0	0	No	No	No	No	No	No	No
S14006	El Cuervo Adobe Improvements	N/A	N/A	N/A	N/A	N/A	No	No	0	0	0	0	No	No	No	No	No	No	No
S13008	Mohnike Adobe and Barn Restoration	N/A	N/A	N/A	N/A	No	No	No	0	0	0	0	No	No	No	No	No	No	No
S16038	Carmel Grove NP-Comfort Station	N/A	N/A	N/A	N/A	N/A	No	No	0	0	0	0	No	No	No	No	No	No	No
S16032	Solana Highlands NP-Comfort Station	N/A	N/A	N/A	N/A	N/A	No	No	0	0	0	0	No	No	No	No	No	No	No

S16034	Carmel Del Mar NP Comfort Station - Dev	N/A	N/A	N/A	N/A	N/A	No	No	0	0	0	0	No	No	No	No	No	No	No	No
S16033	Carmel Knoll NP-Comfort Station	N/A	N/A	N/A	N/A	N/A	No	No	0	0	0	0	No	No	No	No	No	No	No	No
S16035	Sage Canyon NP Improvements	N/A	N/A	N/A	N/A	5252 Harvest Run, San	Yes	No	0	1	0	1	No	No	Yes	No	No	No	No	No
L18001.1	Chollas Lake Electrical Service	N/A	N/A	N/A	N/A	N/A	No	No	0	0	0	0	No	No	No	No	No	No	No	No
B19159	Sunset Point Parking Lot Improvements	N/A	N/A	N/A	N/A	No	No	No	0	0	0	0	No	No	No	No	No	No	No	No
B20060	Chicano Park Improvements Phase III	N/A	N/A	N/A	N/A	N/A	No	No	0	0	0	0	No	No	No	No	No	No	No	No
21005256	Alvarado WTP Basins Ladder & Davits Installation	N/A	N/A	N/A	N/A	N/A	No	No	0	0	0	0	No	No	No	No	No	No	No	No
S20009	Kearny Mesa Facility Improvements	LEED Silver	Photovoltaic (PV) System	N/A	N/A	N/A	No	No	0	0	0	0	No	No	No	No	No	No	No	No
B20107	DeAnza North East Parking Lot	N/A	N/A	Tree Canopy	CRSD Heat	De Anza Cove Park	Yes	Yes	0	18	0	18	No	No	No	No	No	No	No	No
S20015	Ocean Beach Branch Library	LEED Silver	Photovoltaic (PV) System	N/A	N/A	4801 Santa Monica Ave.,	Yes	Yes	TBD	TBD	TBD	TBD	No	Yes	Yes	No	No	No	No	
B23021	MBC Operations Bldg Roof Repl	N/A	N/A	N/A	N/A	N/A	No	No	0	0	0	0	No	No	No	No	No	No	No	No
B23031	Miramar PI Fleet Main Facility Upgrade	N/A	N/A	N/A	N/A	N/A	No	No	0	0	0	0	No	No	No	No	No	No	No	No
30007013	Kearny Mesa Pickleball Resurfacing	N/A	N/A	N/A	N/A	N/A	No	No	0	0	0	0	No	No	No	No	No	No	No	No
P24000	Balboa Park International Cottages Study	N/A	N/A	N/A	N/A	N/A	No	No	0	0	0	0	No	No	Yes	No	No	No	No	No
S24007	Linda Vista Library Patio Improv	N/A	N/A	N/A	N/A	N/A	No	No	0	0	0	0	No	No	No	No	No	No	No	No
B26007	MBC Area 76 Transformers Repl	N/A	N/A	N/A	N/A	N/A	No	No	0	0	0	0	No	No	No	No	No	No	No	No
B26006	MBC Area 51 Air Handling Units Repl	N/A	N/A	N/A	N/A	N/A	No	No	0	0	0	0	No	No	No	No	No	No	No	No
S24001	Morena Dam Upstream Face Replacement	N/A	N/A	N/A	N/A	N/A	No	No	0	0	0	0	No	No	No	No	No	No	No	No
S15028	Olive Grove Community Park ADA Improve	N/A	N/A	N/A	N/A	N/A	No	No	0	0	0	41	No	No	No	No	No	No	No	No
S15035	EB Scripps Park Comfort Stn Replacement	N/A	N/A	N/A	N/A	N/A	No	No	0	0	0	0	No	No	No	No	No	No	No	No
S15034	Junipero Serra Museum ADA Improvements	N/A	N/A	N/A	N/A	N/A	No	No	0	0	0	0	No	No	No	No	No	No	No	No
B19001	MLK Rec Center Moisture Intrusion	N/A	N/A	N/A	N/A	N/A	No	No	0	0	0	0	No	No	No	No	No	No	No	No
S18005	Police Range Refurbishment Phase II	N/A	N/A	N/A	N/A	N/A	No	No	0	0	0	0	No	No	No	No	No	No	No	No
B17110	Bermuda Ave Coastal Access Replacement	N/A	N/A	N/A	CRSD Sea Level Rise	N/A	No	No	0	0	0	0	No	No	No	No	No	No	No	No
B19163	Rose Marie Starns Parking Lot Imprvemts	N/A	N/A	N/A	N/A	N/A	No	No	0	0	0	0	No	No	No	No	No	No	No	No
B19130	Beautification of Traffic Island Group 1	N/A	N/A	N/A	N/A	N/A	No	No	0	0	0	0	No	No	No	No	No	No	No	No
B18026	Narragansett Avenue Access	N/A	N/A	N/A	N/A	N/A	No	No	0	0	0	0	No	No	No	No	No	No	No	No
B20001	STORM WATER DIVERSION AT THE PLWTP	N/A	N/A	N/A	N/A	N/A	No	No	0	0	0	0	No	No	No	No	No	No	No	No
S23006	Sunset Cliffs Seawall Improvement	N/A	N/A	N/A	CRSD Sea Level Rise	TBD	No	No	0	0	0	0	No	No	No	No	No	No	No	No
L22004.1	North Chollas CP Improvements Phase I	N/A	N/A	N/A	N/A	5598 Chollas Station Rd.	Yes	Yes	0	TBD	0	TBD	No	No	No	No	No	No	No	No
21005393	El Capitan Dam Spillway Vegetation Removal	N/A	N/A	Local Water Supply	N/A	N/A	No	No	0	0	0	0	No	No	No	No	No	No	No	No
L22001.1	Full Pier Replacement	N/A	N/A	N/A	N/A	N/A	No	No	0	0	0	0	No	No	No	No	No	No	No	No
P23005	Marie Widman Memorial Park GDP	N/A	N/A	N/A	N/A	N/A	No	No	0	0	0	0	No	No	No	No	No	No	No	No

B24005	El Capitan Dam Spillway Slope Stability	N/A	N/A	Local Water Supply	N/A	N/A	No	No	0	0	0	0	No	No	No	No	No	No	No
P24012	Camino De La Costa Stairs	N/A	N/A	N/A	N/A	N/A	No	No	0	0	0	0	No	No	No	No	No	No	No
L24003.1	Howard Lane Park	N/A	N/A	N/A	CRSD Heat	N/A	No	No	0	0	0	0	No	No	No	No	No	No	No
B22012	Old Salt Pool Access Stairs	N/A	N/A	N/A	CRSD Sea Level Rise	N/A	No	No	0	0	0	0	No	No	No	No	No	No	No
B25050	AC Overlay Group 2512	N/A	N/A	N/A	N/A	N/A	No	No	0	0	0	0	No	No	No	No	No	No	No
L26000.1	Phase 1 Demolition	N/A	N/A	N/A	N/A	N/A	No	No	0	0	0	0	No	No	No	No	No	No	No
S00752	Beyer Park Development	N/A	N/A	Tree Canopy	CRSD Heat	2261 Enright Dr	Yes	No	0	0	0	50	No	No	Yes	No	No	No	No
L16000.5	Clay Ave Mini Park	N/A	N/A	Tree Canopy	CRSD Heat	N/A	No	No	0	0	0	0	No	No	Yes	No	Yes	No	No
S15031	Egger/South Bay Comm Pk ADA Improvements	N/A	N/A	Tree Canopy	CRSD Heat	N/A	No	No	0	0	0	0	No	No	No	No	No	No	No
S00995	HIDDEN TRAILS NEIGHBORHOOD PARK	N/A	N/A	Tree Canopy	CRSD Heat	N/A	No	No	0	0	0	0	No	No	No	No	No	No	No
B18005	John F Kennedy Neighborhood Park Improve	N/A	N/A	Tree Canopy	CRSD Heat	N/A	No	No	0	0	0	0	No	No	Yes	No	No	No	No
S00999	RIVIERA DEL SOL NEIGHBORHOOD PARK	N/A	N/A	Tree Canopy	CRSD Heat	N/A	No	No	0	0	0	0	No	No	No	No	No	No	No
B18226	El Carmel Comfort Station Improvements	N/A	N/A	N/A	N/A	N/A	No	No	0	0	0	0	No	No	Yes	No	Yes	No	No
B17179	Mission Bay Athletic Comfort Station Mod	N/A	N/A	Tree Canopy	CRSD Heat	N/A	No	No	0	0	0	0	No	No	No	No	No	No	No
B18227	Ventura Comfort Station Imp	N/A	N/A	N/A	CRSD Heat	1131 West Mission Bay	Yes	No	0	0	0	6	No	No	Yes	No	Yes	No	No
B19162	S. De Anza Parking Lot	N/A	N/A	N/A	N/A	2688 East Mission Bay	Yes	No	0	5	0	276	No	No	No	No	No	No	No
B19172	S. De Anza Comfort Station	N/A	N/A	N/A	CRSD Heat	N/A	No	No	0	0	0	0	No	No	No	No	No	No	No
B19173	S. De Anza Basketball Courts and Play Ar	N/A	N/A	N/A	N/A	N/A	No	No	0	0	0	0	No	No	No	No	No	No	No
B20057	Coral Gate NP Playground Improvements	N/A	N/A	Tree Canopy	CRSD Heat	N/A	No	No	0	0	0	0	No	No	No	No	No	No	No
B20097	San Ysidro Act Cntr Prking Lot & ADA Imp	N/A	N/A	Tree Canopy	CRSD Heat	179 Diza Road	Yes	No	0	2	3	2	No	No	No	No	No	No	No
S20007	Jerabek Park Improvements	N/A	N/A	Tree Canopy	CRSD Heat	N/A	No	No	0	0	0	0	No	No	No	No	No	No	No
B20058	Ward Canyon Phase III	N/A	N/A	Tree Canopy	CRSD Heat	N/A	No	No	0	0	0	0	No	No	No	No	No	No	No
P20005	Chollas Triangle Park	N/A	N/A	Tree Canopy	CRSD Heat	N/A	Yes	No	0	0	0	0	No	No	Yes	No	No	No	No
S22002	Grove Neighborhood Park	N/A	N/A	Tree Canopy	CRSD Heat	N/A	Yes	No	0	0	0	53	No	No	Yes	No	No	No	No
RD22001	Dennery Ranch Neigh Park	N/A	N/A	Tree Canopy	CRSD Heat	Dennery Ranch Road	Yes	No	0	0	0	13	No	No	No	No	No	No	No
B22047	Dr. Bertha O. Pendleton Park Improvement	N/A	N/A	N/A	N/A	N/A	No	No	0	0	0	0	No	No	No	No	No	No	No
S23008	Beyer Park Development Phase II	N/A	N/A	Tree Canopy	CRSD Heat	2261 Enright Dr	Yes	No	0	0	0	24	No	No	Yes	No	No	No	No
P23002	Old Mission Dam Dredging	N/A	N/A	N/A	N/A	N/A	No	No	0	0	0	0	No	No	No	No	No	No	No
S22004	John Baca Park	N/A	N/A	N/A	N/A	N/A	No	No	0	0	0	0	No	No	No	No	No	No	No
B23071	Balboa Park Golf Course Improvements	N/A	N/A	Tree Canopy	CRSD Heat	N/A	No	No	0	0	0	0	No	No	No	No	No	No	No
B24101	Southcrest CP Lighting Improvements	N/A	N/A	N/A	N/A	N/A	No	No	0	0	0	0	No	No	No	No	No	No	No
P24006	Penasquitos Creek NP Comfort Station	N/A	N/A	N/A	N/A	N/A	No	No	0	0	0	0	No	No	No	No	No	No	No
S25002	Emerald Hills Neighborhood Park Phase 1	N/A	N/A	N/A	N/A	N/A	No	No	0	0	0	0	No	No	No	No	No	No	No

S00751	Hickman Fields Athletic Area	N/A	N/A	Tree Canopy	CRSD Heat	No	No	No	0	0	0	0	No	No	No	No	No	No	No
S11010	MBGC Irrigation & Electrical Upgrades	N/A	N/A	N/A	N/A	No	No	No	0	0	0	0	No	No	No	No	No	No	No
S01090	MBGC Clubhouse Demo/Prtbl Building Instl	N/A	N/A	N/A	N/A	No	No	No	0	0	0	0	No	No	No	No	No	No	No
24005587	Pacific Highlands Ranch Park and Recreation Center	N/A	N/A	Tree Canopy	CRSD Heat	No	No	No	0	0	0	0	No	No	No	No	No	No	No
B20054	West Sycamore Staging Area	N/A	N/A	Tree Canopy	CRSD Heat	No	No	No	0	0	0	0	No	No	No	No	No	No	No
P22006	Sunshine Berardini Field GDP	N/A	N/A	N/A	N/A	No	No	No	0	0	0	0	No	No	No	No	No	No	No
RD21001	Black Mountain Ranch Park Ph2	N/A	N/A	Tree Canopy	CRSD Heat	No	No	No	0	0	0	0	No	No	No	No	No	No	No
L23002.1	NTC Aquatic Center FeasibilityStudy	N/A	N/A	N/A	N/A	N/A	No	No	0	0	0	0	No	No	No	No	No	No	No
S25004	Ofc. Jeremy Henwood Park Play Area Repl	N/A	N/A	N/A	N/A	N/A	No	No	0	0	0	0	No	No	No	No	No	No	No
24004549	Civita Creekside	N/A	N/A	N/A	N/A	N/A	No	No	0	0	0	0	No	No	No	No	No	No	No
240033323	Civita Franklin Ridge	N/A	N/A	N/A	N/A	N/A	No	No	0	0	0	0	No	No	No	No	No	No	No
240033324	Phyllis Place Park	N/A	N/A	N/A	N/A	N/A	No	No	0	0	0	0	No	No	No	No	No	No	No
S14007	Salk Neighborhood Park & Joint Use Devel	N/A	N/A	Tree Canopy	CRSD Heat	No	No	No	0	0	0	0	No	No	No	No	No	No	No
S15007	Wangenheim Joint Use Facility	N/A	N/A	Tree Canopy	CRSD Heat	No	No	No	0	0	0	0	No	No	No	No	No	No	No
S10051	Olive St Park Acquisition and Development	N/A	N/A	N/A	N/A	No	No	No	0	0	0	0	No	No	No	No	No	No	No
L14005.1	Demolition of Loma Land Structures	N/A	N/A	N/A	N/A	N/A	No	No	0	0	0	0	No	No	No	No	No	No	No
L14005.2	Hillside Drainage Improvements	N/A	N/A	N/A	N/A	N/A	No	No	0	0	0	0	No	No	No	No	No	No	No
S10050	North Park Mini-Park	N/A	N/A	Tree Canopy	CRSD Heat	No	No	No	0	0	0	0	No	No	No	No	No	No	No
L16002.1	Mira Mesa Pool & Skate Plaza Ph2	LEED Silver	N/A	Tree Canopy	CRSD Heat	N/A	No	No	0	0	0	0	No	No	No	No	No	No	No
S16047	Cañon Street Pocket Park	N/A	N/A	N/A	N/A	No	No	No	0	0	0	0	No	No	No	No	No	No	No
L16001.2	Sunset Cliffs Nat Pk Ph 2 Trail & Reveg	N/A	N/A	N/A	N/A	N/A	No	No	0	0	0	0	No	No	No	No	No	No	No
S16036	Torrey Highlands Neighborhood Park Upgra	N/A	N/A	N/A	N/A	No	No	No	0	0	0	0	No	No	No	No	No	No	No
B19188	Marcy Neighborhood Park Improvements	N/A	N/A	Tree Canopy	CRSD Heat	N/A	No	No	0	0	0	0	No	No	No	No	No	No	No
B18192	Mountain View Sports Courts	N/A	N/A	N/A	N/A	N/A	No	No	0	0	0	0	No	No	No	No	No	No	No
B19158	Dusty Rhodes Parking Lot Improvements	N/A	N/A	N/A	N/A	No	No	No	0	0	0	0	No	No	No	No	No	No	No
B19180	Dusty Rhodes Comfort Station Improvement	N/A	N/A	N/A	N/A	No	No	No	0	0	0	0	No	No	No	No	No	No	No
B19181	Dusty Rhodes Playground	N/A	N/A	N/A	N/A	No	No	No	0	0	0	0	No	No	No	No	No	No	No
B19157	Robb Field Parking Lot Improvements	N/A	N/A	N/A	N/A	N/A	No	No	0	0	0	0	No	No	No	No	No	No	No
B19175	Robb Field Playground	N/A	N/A	Tree Canopy	CRSD Heat	N/A	No	No	0	0	0	0	No	No	No	No	No	No	No
B19212	Robb Field Gateway Path	N/A	N/A	Tree Canopy	CRSD Heat	N/A	No	No	0	0	0	0	No	No	No	No	No	No	No
B19174	Robb Field Comfort Station Imp	N/A	N/A	N/A	N/A	N/A	No	No	0	0	0	0	No	No	No	No	No	No	No
B19133	Robb Field Turf & Irrigation Improvement	N/A	N/A	N/A	N/A	N/A	No	No	0	0	0	0	No	No	No	No	No	No	No
B19187	Robb Field Recreation Center	N/A	N/A	N/A	N/A	N/A	No	No	0	0	0	0	No	No	No	No	No	No	No

B20096	Willie Henderson Sports Complex Imp	N/A	N/A	Tree Canopy	CRSD Heat	N/A	No	No	0	0	0	0	No	No	No	No	No	No	No
B20130	Mission Beach South Shores GDP	N/A	N/A	N/A	N/A	No	No	No	0	0	0	0	No	No	No	No	No	No	No
L20000.2	Rancho Bernardo CP Dog Park	N/A	N/A	Tree Canopy	CRSD Heat	18448 W. Bernardo	Yes	No	0	6	0	6	No	No	No	No	No	No	No
S16013	Children's Park Improvements	N/A	N/A	N/A	N/A	NO	No	No	0	0	0	0	No	No	No	No	No	No	No
B21114	Mt View Sports Courts ADA Improvements	N/A	N/A	N/A	N/A	N/A	No	No	0	0	0	0	No	No	No	No	No	No	No
L20000.1	Rancho Bernardo CP Lighting Improvements	N/A	N/A	N/A	N/A	N/A	No	No	0	0	0	0	No	No	No	No	No	No	No
S16012	East Village Green Phase 1	LEED Silver	Photovoltaic (PV) System	Tree Canopy	N/A	N/A	No	No	0	0	0	0	No	No	No	No	No	No	No
B23011	Willie Henderson Lighting Upgrades	N/A	N/A	N/A	N/A	N/A	No	No	0	0	0	0	No	No	No	No	No	No	No
P23003	Mt. Hope Rec Ctr @ Dennis V Allen Park	N/A	N/A	N/A	N/A	N/A	No	No	0	0	0	0	No	No	No	No	No	No	No
P23006	Sefton Field Improvements	N/A	N/A	N/A	N/A	N/A	No	No	0	0	0	0	No	No	No	No	No	No	No
B23028	Memorial Park Lighting Improvements	N/A	N/A	N/A	N/A	N/A	No	No	0	0	0	0	No	No	No	No	No	No	No
S25003	Montezuma NP Improvements Phase 1	N/A	N/A	N/A	N/A	N/A	No	No	0	0	0	0	No	No	No	No	No	No	No
L25000.3	Morley Field Comfort Station	N/A	N/A	N/A	N/A	N/A	No	No	0	0	0	0	No	No	No	No	No	No	No
B20116	Air & Space Museum Roof Replacement	N/A	N/A	N/A	CRSD Heat	N/A	No	No	0	0	0	0	No	No	No	No	No	No	No
B22080	Police HQ Security Fencing	N/A	N/A	N/A	N/A	N/A	No	No	0	0	0	0	No	No	No	No	No	No	No
B22095	Rancho Penasquitos Library Rehab	N/A	N/A	N/A	N/A	N/A	No	No	0	0	0	0	No	No	No	No	No	No	No
S17009	101 Ash Improvements	N/A	N/A	N/A	N/A	N/A	No	No	0	0	0	0	No	No	No	No	No	No	No
S18007	Fire-Rescue Air Ops Facility - PH II	LEED Silver	Photovoltaic (PV) System	N/A	N/A	TBD	Yes	Yes	TBD	TBD	TBD	TBD	No	Yes	No	No	No	No	No
L14002.5	Chollas Paint Booth	N/A	N/A	N/A	N/A	2700 Caminito	No	No	0	0	0	0	No	No	No	No	No	No	No
B20148	NCWRP - Chiller Replacement	N/A	N/A	N/A	N/A	N/A	No	No	0	0	0	0	No	No	Yes	No	No	No	No
B22002	SV Dam Low Level Outlet Improvements	N/A	N/A	N/A	CRSD Flooding	N/A	No	No	0	0	0	0	No	No	No	No	No	No	No
B22081	Police HQ Elevator Modernization	LEED Silver	N/A	N/A	N/A	1401 Broadway,	No	No	0	0	0	0	No	No	Yes	No	No	No	No
S23005	Torrey Pines GC Clubhouse & Maintenance	N/A	Photovoltaic (PV) System	N/A	N/A	11480 N Torrey Pines	Yes	Yes	TBD	TBD	TBD	TBD	No	Yes	Yes	No	Yes	No	No
S22010	Old Logan Heights Library Renovation	N/A	N/A	N/A	N/A	TBD	No	No	0	0	0	0	No	No	No	No	No	No	No
S22011	Oak Park Library	LEED Silver	N/A	N/A	N/A	TBD	No	No	0	0	0	0	No	No	No	No	No	No	No
B22157	Terminal Parking Lot East Rehabilitation	N/A	N/A	N/A	N/A	N/A	No	No	0	0	0	0	No	No	No	No	No	No	No
B23013	Unleaded Aviation Fuel Tank	N/A	N/A	N/A	N/A	N/A	No	No	0	0	0	0	No	No	No	No	No	No	No
B23100	Terminal Ramp Rehabilitation Project	N/A	N/A	N/A	N/A	N/A	No	No	0	0	0	0	No	No	No	No	No	No	No
B23105	Urban Village Idea Lab HVAC Repl	N/A	N/A	N/A	N/A	N/A	No	No	0	0	0	0	No	No	Yes	Yes	Yes	No	No
B23104	Paradise Hills Library HVAC Repl	N/A	N/A	N/A	N/A	N/A	No	No	0	0	0	0	No	No	Yes	No	Yes	No	No
B23160	Scripps Miramar Ranch Lib Fire Sys Repl	N/A	N/A	N/A	N/A	N/A	No	No	0	0	0	0	No	No	No	No	No	No	No
P24013	SD FR Training Ctr-Feasibility Study	N/A	N/A	N/A	N/A	TBD	No	No	0	0	0	0	No	No	No	No	No	No	No
B22146	8690 Aero Drive Roof Replacement	N/A	N/A	N/A	N/A	N/A	No	No	0	0	0	0	No	No	No	No	No	No	No

B25007	AC Overlay Group 2507	N/A	N/A	N/A	N/A	N/A	No	No	0	0	0	0	No	No	No	No	No	No	No
B25049	AC Overlay Group 2511	N/A	N/A	N/A	N/A	N/A	No	No	0	0	0	0	No	No	No	No	No	No	No
B25051	AC Overlay Group 2513	N/A	N/A	N/A	N/A	N/A	No	No	0	0	0	0	No	No	No	No	No	No	No
B25063	Brown Field Terminal Roof Replacement	N/A	N/A	N/A	N/A	N/A	No	No	0	0	0	0	No	No	No	No	No	No	No
L24002.2	Sports Arena C-HRS Occupancy Upgrades	N/A	N/A	N/A	N/A	N/A	No	No	0	0	0	0	No	No	No	No	No	No	No
B25067	AC Overlay Group 2511A	N/A	N/A	N/A	N/A	N/A	No	No	0	0	0	0	No	No	No	No	No	No	No
B25068	AC Overlay Group 2511B	N/A	N/A	N/A	N/A	N/A	No	No	0	0	0	0	No	No	No	No	No	No	No
B25069	AC Overlay Group 2511C	N/A	N/A	N/A	N/A	N/A	No	No	0	0	0	0	No	No	No	No	No	No	No
B25030	Fire-Rescue ECDC HVAC and Elec Upgrades	N/A	N/A	N/A	N/A	N/A	No	No	0	0	0	0	No	No	No	No	No	No	No
B22045	Hard Court Improvements	N/A	N/A	N/A	N/A	N/A	No	No	0	0	0	0	No	No	No	No	No	No	No
S14018	Fairmount Avenue Fire Station	LEED Silver	Photovoltaic (PV) System	N/A	N/A	TBD	No	No	0	0	0	0	No	No	No	No	No	Yes	No
S19003	Torrey Pines Fire Station	LEED Silver	Photovoltaic (PV) System	N/A	N/A	10281 North Torrey Pines	Yes	Yes	TBD	0	TBD	17	No	Yes	No	No	No	Yes	Yes
S15015	Fire Station 48	LEED Silver	Photovoltaic (PV) System	N/A	CRSD Heat	TBD	Yes	Yes	TBD	TBD	TBD	TBD	No	Yes	No	Yes	No	Yes	No
B21125	Sewer Pump Station 11 Repair	N/A	N/A	N/A	CRSD Sea Level Rise	2801 Bayside Walk, San	No	No	0	0	0	0	No	No	Yes	No	No	Yes	Yes
B22037	Otay WTP Raw Water PS Switchboard Replac	N/A	N/A	N/A	N/A	1500 Wueste Rd, Chula	No	No	0	0	0	0	No	No	Yes	No	No	Yes	Yes
S00784	FIRE STATION #49 OTAY MESA	LEED Silver	Photovoltaic (PV) System	N/A	N/A	N/A	Yes	Yes	TBD	TBD	TBD	TBD	Yes	Yes	No	Yes	No	Yes	No
B13102	Adams Ave (1620) Storm Drain Replacement	N/A	N/A	N/A	CRSD Flooding	N/A	No	No	0	0	0	0	No	No	No	No	No	No	No
B15029	Navajo Storm Drains	N/A	N/A	N/A	CRSD Flooding	N/A	No	No	0	0	0	0	No	No	No	No	No	No	No
B15212	Scripps Ranch SD Repl (South)	N/A	N/A	N/A	CRSD Flooding	N/A	No	No	0	0	0	0	No	No	No	No	No	No	No
B15213	Cherokee Point South SD & GI (SD)	N/A	N/A	N/A	CRSD Flooding	N/A	No	No	0	0	0	0	No	No	No	No	No	No	No
B15214	Cherokee Point South SD & GI (GI)	N/A	N/A	N/A	CRSD Flooding	N/A	No	No	0	0	0	0	No	No	No	No	No	No	No
B16006	La Jolla Farms Outfall Repair	N/A	N/A	N/A	CRSD Flooding	N/A	No	No	0	0	0	0	No	No	No	No	No	No	No
B16094	Jamacha Lomita Storm Drain	N/A	N/A	N/A	CRSD Flooding	N/A	No	No	0	0	0	0	No	No	No	No	No	No	No
B15063	Storm Drain Group 1013	N/A	N/A	N/A	CRSD Flooding	N/A	No	No	0	0	0	0	No	No	No	No	No	No	No
B15197	North Park SD Replacement (North)	N/A	N/A	N/A	CRSD Flooding	N/A	No	No	0	0	0	0	No	No	No	No	No	No	No
B15196	San Carlos SD Replacement (Northeast)	N/A	N/A	N/A	CRSD Flooding	N/A	No	No	0	0	0	0	No	No	No	No	No	No	No
B15101	Storm Drain Group 1023	N/A	N/A	N/A	N/A	N/A	No	No	0	0	0	0	No	No	No	No	No	No	No
B16092	College East Storm Drain Replacement	N/A	N/A	N/A	N/A	N/A	No	No	0	0	0	0	No	No	No	No	No	No	No
B23099	20100 San Pasqual Rd SD Replacement	N/A	N/A	N/A	N/A	20100 San Pasqual Rd	No	No	0	0	0	0	No	No	No	No	No	No	No
B26015	Jamacha Lomita Storm Drain (P)	N/A	N/A	N/A	N/A	N/A	No	No	0	0	0	0	No	No	No	No	No	No	No
S26001	Villa La Jolla SD System Lining	N/A	N/A	N/A	CRSD Flooding	N/A	No	No	0	0	0	0	No	No	No	No	No	No	No
B10027	Bannock Ave Streetscape Enhancements	N/A	N/A	N/A	CRSD Flooding	N/A	No	No	0	0	0	0	No	No	No	No	No	No	No
B12040	Maple Canyon Restoration - Phases 1 & 2	N/A	N/A	N/A	CRSD Flooding	N/A	No	No	0	0	0	0	No	No	No	No	No	No	No

B12096	Highland and Monroe Aves Storm Drain Rep	N/A	N/A	N/A	CRSD Flooding	N/A	No	No	0	0	0	0	No	No	No	No	No	No	No
B14120	Alamo, Salvation, 68th Street Basins LID	N/A	N/A	N/A	CRSD Flooding	N/A	No	No	0	0	0	0	No	No	No	No	No	No	No
B14108	Uptown Storm Drain Replacement	N/A	N/A	N/A	CRSD Flooding	N/A	No	No	0	0	0	0	No	No	No	No	No	No	No
B15051	Logan Heights LID (South)	N/A	N/A	N/A	CRSD Flooding	N/A	No	No	0	0	0	0	No	No	No	No	No	No	No
B16112	Southcrest Green Infrastructure (GI)	N/A	N/A	N/A	CRSD Flooding	N/A	No	No	0	0	0	0	No	No	No	No	No	No	No
B16175	Mira Mesa South Storm Drain Replacement	N/A	N/A	N/A	CRSD Flooding	N/A	No	No	0	0	0	0	No	No	No	No	No	No	No
B16174	Kensington North Storm Drain Replacement	N/A	N/A	N/A	CRSD Flooding	N/A	No	No	0	0	0	0	No	No	No	No	No	No	No
B17143	Storm Drain Group 763	N/A	N/A	N/A	CRSD Flooding	N/A	No	No	0	0	0	0	No	No	No	No	No	No	No
B18118	South Mission Beach GI	N/A	N/A	N/A	CRSD Flooding	N/A	No	No	0	0	0	0	No	No	No	No	No	No	No
B18117	South Mission Beach SD Replacement	N/A	N/A	N/A	CRSD Flooding	N/A	No	No	0	0	0	0	No	No	No	No	No	No	No
B19073	5th and Brookes SD Upgrade	N/A	N/A	N/A	CRSD Flooding	N/A	No	No	0	0	0	0	No	No	No	No	No	No	No
B20008	Colina Del Sol Improv 1 (S)	N/A	N/A	N/A	CRSD Flooding	N/A	No	No	0	0	0	0	No	No	No	No	No	No	No
B20010	Colina Del Sol Improv 1 (W)	N/A	N/A	N/A	CRSD Flooding	N/A	No	No	0	0	0	0	No	No	No	No	No	No	No
B19049	Camino Del Rio West & Moore St Median	N/A	N/A	N/A	CRSD Flooding	N/A	No	No	0	0	0	0	No	No	No	No	No	No	No
B21002	Univ Ave (Aragon-69th St) Wtr Main Repl	N/A	N/A	N/A	CRSD Flooding	N/A	No	No	0	0	0	0	No	No	No	No	No	No	No
B21064	Morena Improv 3 (S)	N/A	N/A	N/A	CRSD Flooding	N/A	No	No	0	0	0	0	No	No	No	No	No	No	No
B20086	CMP Storm Drain Lining II	N/A	N/A	N/A	CRSD Flooding	N/A	No	No	0	0	0	0	No	No	No	No	No	No	No
B15102	Green Infrastructure Group 1024	N/A	N/A	N/A	CRSD Flooding	N/A	No	No	0	0	0	0	No	No	No	No	No	No	No
B22152	Morena Improv 3A (W)	N/A	N/A	N/A	CRSD Flooding	N/A	No	No	0	0	0	0	No	No	No	No	No	No	No
B22065	Univ Ave (Aragon-69th St) (P)	N/A	N/A	N/A	CRSD Flooding	N/A	No	No	0	0	0	0	No	No	No	No	No	No	No
B10161	Laurelridge Court Storm Drain	N/A	N/A	N/A	CRSD Flooding	N/A	No	No	0	0	0	0	No	No	No	No	No	No	No
B13016	Campus Point Dr (9900) SD Repl	N/A	N/A	N/A	CRSD Flooding	N/A	No	No	0	0	0	0	No	No	No	No	No	No	No
B15165	Golden Hill & South Park SD Replacement	N/A	N/A	N/A	CRSD Flooding	N/A	No	No	0	0	0	0	No	No	No	No	No	No	No
B18015	University Avenue Culvert Reconstruction	N/A	N/A	N/A	CRSD Flooding	N/A	No	No	0	0	0	0	No	No	No	No	No	No	No
B16113	Mission Hills NE Storm Drain Replacement	N/A	N/A	N/A	N/A	N/A	No	No	0	0	0	0	No	No	No	No	No	No	No
B16173	University City South SD Replace	N/A	N/A	N/A	N/A	N/A	No	No	0	0	0	0	No	No	No	No	No	No	No
B23088	South Mission Beach SD Replacement (BL)	N/A	N/A	N/A	CRSD Flooding	N/A	No	No	0	0	0	0	No	No	No	No	No	No	No
B22058	Accelerated 4275 48th St Improv (SD)	N/A	N/A	N/A	CRSD Flooding	N/A	No	No	0	0	0	0	No	No	No	No	No	No	No
B23117	CMP SD Lining IV	N/A	N/A	N/A	N/A	N/A	No	No	0	0	0	0	No	No	No	No	No	No	No
B25035	CMP SD Lining V	N/A	N/A	N/A	N/A	N/A	No	No	0	0	0	0	No	No	No	No	No	No	No
B25098	3547 Syracuse Ave SD Emergency	N/A	N/A	N/A	CRSD Flooding	N/A	No	No	0	0	0	0	No	No	No	No	No	No	No
S00312	PS2 Power Reliability & Surge Protection	N/A	N/A	N/A	N/A	N/A	No	No	0	0	0	0	No	No	No	No	No	No	No
S00319	EMTS Boat Dock Esplanade	N/A	N/A	N/A	N/A	N/A	No	No	0	0	0	0	No	No	No	No	No	No	No

21005333	Morena Dam Spillway Near-Term Repairs	N/A	N/A	N/A	N/A	N/A	No	No	0	0	0	0	No	No	No	No	No	No	No
11004710	El Capitan Dam Spillway Near-Term Repairs	N/A	N/A	N/A	N/A	N/A	No	No	0	0	0	0	No	No	No	No	No	No	No
B22067	Pump Station N SD Emerg 914 Santa Clara	N/A	N/A	N/A	N/A	N/A	No	No	0	0	0	0	No	No	No	No	No	No	No
B23110	Black Mountain Reservoir Spillway Stairs	N/A	N/A	N/A	N/A	na	No	No	0	0	0	0	No	No	No	No	No	No	No
B22129	4101 Pacific Hwy Pump StationC Emergency	N/A	N/A	N/A	N/A	N/A	No	No	0	0	0	0	No	No	No	No	No	No	No
B23095	728 PB Dr Pump Station G Emergency	N/A	N/A	N/A	N/A	N/A	No	No	0	0	0	0	No	No	No	No	No	No	No
B23107	6933 Neptune Place SD Emergency	N/A	N/A	N/A	N/A	N/A	No	No	0	0	0	0	No	No	No	No	No	No	No
B24068	1391 Ava Street SD Emergency	N/A	N/A	N/A	N/A	N/A	No	No	0	0	0	0	No	No	No	No	No	No	No
B24128	2348 Greenwing Drive SD Emergency	N/A	N/A	N/A	N/A	N/A	No	No	0	0	0	0	No	No	No	No	No	No	No
B24141	5124 Argonne Court SD Emergency	N/A	N/A	N/A	N/A	N/A	No	No	0	0	0	0	No	No	No	No	No	No	No
B24146	11131 Negley Avenue SD Emergency	N/A	N/A	N/A	N/A	N/A	No	No	0	0	0	0	No	No	No	No	No	No	No
B25027	3635 7th Ave SD Emergency	N/A	N/A	N/A	N/A	N/A	No	No	0	0	0	0	No	No	No	No	No	No	No
B25024	Pump Station B SD Rehab Emergency	N/A	N/A	N/A	N/A	N/A	No	No	0	0	0	0	No	No	No	No	No	No	No
B25099	12270 World Trade Dr SD Emergency	N/A	N/A	N/A	N/A	N/A	No	No	0	0	0	0	No	No	No	No	No	No	No
B26039	Carmel Mountain TS Emergency	N/A	N/A	N/A	N/A	N/A	No	No	0	0	0	0	No	No	No	No	No	No	No
B26050	1687 Torrance St SD Emergency	N/A	N/A	N/A	N/A	N/A	No	No	0	0	0	0	No	No	No	No	No	No	No
B26042	2286 Fairmount Ave SD Emergency	N/A	N/A	N/A	CRSD Flooding	N/A	No	No	0	0	0	0	No	No	No	No	No	No	No
B26043	5404 Siesta Dr SD Emergency	N/A	N/A	N/A	CRSD Flooding	N/A	No	No	0	0	0	0	No	No	No	No	No	No	No
B19090	Cardinal Road Emergency SD Replacement	N/A	N/A	N/A	CRSD Flooding	N/A	No	No	0	0	0	0	No	No	No	No	No	No	No
B20040	Coast Bl Sea Cave Emerg Stablz Project	N/A	N/A	N/A	CRSD Sea Level Rise	N/A	No	No	0	0	0	0	No	No	No	No	No	No	No
B20019	Crest Canyon Park Emergency SD Replace	N/A	N/A	N/A	CRSD Sea Level Rise	N/A	No	No	0	0	0	0	No	No	No	No	No	No	No
B20063	Civic Cntr Plaza Elevator Modernization	N/A	N/A	N/A	N/A	N/A	No	No	0	0	0	0	No	No	No	No	No	No	No
B20124	Rancho Mission Canyon Emergency	N/A	N/A	N/A	CRSD Flooding	N/A	No	No	0	0	0	0	No	No	No	No	No	No	No
B20144	Worden St Storm Drain Emergency	N/A	N/A	N/A	CRSD Flooding	N/A	No	No	0	0	0	0	No	No	No	No	No	No	No
B21115	Cajon Way CMP Storm Drain Emergency	N/A	N/A	N/A	CRSD Flooding	N/A	No	No	0	0	0	0	No	No	No	No	No	No	No
B21063	Prairie Mound Way CMP SD Emergency	N/A	N/A	N/A	CRSD Flooding	N/A	No	No	0	0	0	0	No	No	No	No	No	No	No
B21110	Paradise Mesa Crosstie PL CP Improv	N/A	N/A	N/A	CRSD Flooding	N/A	No	No	0	0	0	0	No	No	No	No	No	No	No
B21126	5604 Campanile Way SD Repair Emergency	N/A	N/A	N/A	CRSD Flooding	N/A	No	No	0	0	0	0	No	No	No	No	No	No	No
B21153	3405 Kite Street SD Emergency	N/A	N/A	N/A	CRSD Flooding	N/A	No	No	0	0	0	0	No	No	No	No	No	No	No
21005065	Sewer Pump Station 5 & 6 Repair	N/A	N/A	N/A	CRSD Flooding	N/A	No	No	0	0	0	0	No	No	No	No	No	No	No
30006630	Pump Station 1 #4 Emergency	N/A	N/A	N/A	CRSD Flooding	N/A	No	No	0	0	0	0	No	No	No	No	No	No	No
B23004	6118 Caminita Sacate SD Emergency	N/A	N/A	N/A	CRSD Flooding	N/A	No	No	0	0	0	0	No	No	No	No	No	No	No
21005309	65th and Herrick Pump Station Emergency Repair	N/A	N/A	N/A	N/A	N/A	No	No	0	0	0	0	No	No	No	No	No	No	No

B23003	MBC76 Transformer Replacement Emergency	N/A	N/A	N/A	CRSD Flooding	N/A	No	No	0	0	0	0	No	No	No	No	No	No	No
B23115	4356 Altamirano Way SD Emergency	N/A	N/A	N/A	CRSD Flooding	N/A	No	No	0	0	0	0	No	No	No	No	No	No	No
B23138	Jerabek Park SD Emergency	N/A	N/A	N/A	CRSD Flooding	N/A	No	No	0	0	0	0	No	No	No	No	No	No	No
B23126	Barrett Road Emergency Repair	N/A	N/A	N/A	CRSD Flooding	21077 Lyons Valley Road	No	No	0	0	0	0	No	No	No	No	No	No	No
B23124	3232 Dove St SD Emergency	N/A	N/A	N/A	CRSD Flooding	N/A	No	No	0	0	0	0	No	No	No	No	No	No	No
B23135	7671 Macaw Lane SD Emergency	N/A	N/A	N/A	CRSD Flooding	7671 Macaw Lane, San	No	No	0	0	0	0	No	No	No	No	No	No	No
B23134	Aldine Dr Storm Drain Emergency	N/A	N/A	N/A	CRSD Flooding	N/A	No	No	0	0	0	0	No	No	No	No	No	No	No
B23153	8803 Gilman Dr SD Emergency	N/A	N/A	N/A	CRSD Flooding	N/A	No	No	0	0	0	0	No	No	No	No	No	No	No
21005387	Emergency Repair to the Otay 2nd Pipeline at La Media Road	N/A	N/A	N/A	CRSD Flooding	N/A	No	No	0	0	0	0	No	No	No	No	No	No	No
B23122	Quince Dr. Runoff & Erosion Ctrl Improv	N/A	N/A	N/A	N/A	N/A	No	No	0	0	0	0	No	No	No	No	No	No	No
B23139	5995 Eldergardens St Emergency	N/A	N/A	N/A	CRSD Flooding	N/A	No	No	0	0	0	0	No	No	No	No	No	No	No
B23161	12200 Escala Drive SD Emergency	N/A	N/A	N/A	N/A	N/A	No	No	0	0	0	0	No	No	No	No	No	No	No
B23154	10428 Clairemont Mesa Blvd SD Emergency	N/A	N/A	N/A	CRSD Flooding	N/A	No	No	0	0	0	0	No	No	No	No	No	No	No
B23162	Evan V. Jones Parkade Emergency	N/A	N/A	N/A	N/A	N/A	No	No	0	0	0	0	No	No	No	No	No	No	No
21005332B	Hodges Near-Term Repairs Improve Project Access Improve and Installation	N/A	N/A	N/A	CRSD Flooding	N/A	No	No	0	0	0	0	No	No	No	No	No	No	No
B24006	8519 Sugarman Dr SD Emergency	N/A	N/A	N/A	CRSD Flooding	N/A	No	No	0	0	0	0	No	No	No	No	No	No	No
B24069	Ellen Browning Scripps Park Emergency	N/A	N/A	N/A	CRSD Sea Level Rise	N/A	No	No	0	0	0	0	No	No	No	No	No	No	No
B24066	4502 Rhode Island Street SD Emergency	N/A	N/A	N/A	CRSD Flooding	N/A	No	No	0	0	0	0	No	No	No	No	No	No	No
B24067	4451 Hermosa Way SD Emergency	N/A	N/A	N/A	CRSD Flooding	N/A	No	No	0	0	0	0	No	No	No	No	No	No	No
B24130	4878 Austin Drive SD Emergency	N/A	N/A	N/A	CRSD Flooding	N/A	No	No	0	0	0	0	No	No	No	No	No	No	No
B24120	8051 & 8075 La Jolla Scenic Dr Emergency	N/A	N/A	N/A	CRSD Flooding	N/A	No	No	0	0	0	0	No	No	No	No	No	No	No
B24129	4620 Alma Place SD Emergency	N/A	N/A	N/A	CRSD Flooding	N/A	No	No	0	0	0	0	No	No	No	No	No	No	No
B24143	6201 Lorca Drive SD Emergency	N/A	N/A	N/A	CRSD Flooding	N/A	No	No	0	0	0	0	No	No	No	No	No	No	No
B24106	Villa La Jolla Drainage System Emergency	N/A	N/A	N/A	CRSD Flooding	N/A	No	No	0	0	0	0	No	No	No	No	No	No	No
B24142	6137 Tarragona Drive SD Emergency	N/A	N/A	N/A	CRSD Flooding	N/A	No	No	0	0	0	0	No	No	No	No	No	No	No
B24145	7403 Rowena Street SD Emergency	N/A	N/A	N/A	CRSD Flooding	N/A	No	No	0	TBD	0	TBD	No	No	No	No	No	No	No
B24144	6760 High Country Court SD Emergency	N/A	N/A	N/A	CRSD Flooding	N/A	No	No	0	0	0	0	No	No	No	No	No	No	No
B25100	Point Loma WTP Storm Drainage Repair	N/A	N/A	N/A	N/A	N/A	No	No	0	0	0	0	No	No	No	No	No	No	No
B24150	Pump Station 2 Emergency Repair	N/A	N/A	N/A	CRSD Flooding	N/A	No	No	0	0	0	0	No	No	No	No	No	No	No
B24131	8097 Hemingway Ave SD Emergency	N/A	N/A	N/A	CRSD Flooding	N/A	No	No	0	0	0	0	No	No	No	No	No	No	No
B24139	535 University Place SD Emergency	N/A	N/A	N/A	CRSD Flooding	N/A	No	No	0	0	0	0	No	No	No	No	No	No	No
B24140	2681 Palace Drive SD Emergency	N/A	N/A	N/A	CRSD Flooding	N/A	No	No	0	0	0	0	No	No	No	No	No	No	No
B25026	Pacific Highway 8-in Swr Repl Emergency	N/A	N/A	N/A	CRSD Flooding	N/A	No	No	0	0	0	0	No	No	No	No	No	No	No

P24017	Crystal Pier Improvements	N/A	N/A	N/A	N/A	N/A	No	No	0	0	0	0	No	No	No	No	No	No	No
B25028	5989 San Dimas Ave USD SD Emergency	N/A	N/A	N/A	CRSD Flooding	N/A	No	No	0	0	0	0	No	No	No	No	No	No	No
B25045	6790 Friars Rd SD Emergency	N/A	N/A	N/A	CRSD Flooding	N/A	No	No	0	0	0	0	No	No	No	No	No	No	No
B25044	1655 S 32nd St SD Emergency	N/A	N/A	N/A	CRSD Flooding	N/A	No	No	0	0	0	0	No	No	No	No	No	No	No
21005838	Dulzura Conduit North of SR-94 and West of Barrett Lake Road Emergency Repair	N/A	N/A	N/A	CRSD Flooding	N/A	No	No	0	0	0	0	No	No	No	No	No	No	No
B25086	Pump Station H Force Main Emergency Repl	N/A	N/A	N/A	CRSD Flooding	N/A	No	No	0	0	0	0	No	No	No	No	No	No	No
B25066	SW Channel Emergency Permanent Repairs	N/A	N/A	N/A	CRSD Flooding	N/A	No	No	0	0	0	0	No	No	No	No	No	No	No
S25001	South Chollas Yard Emergency Repairs	N/A	N/A	N/A	N/A	N/A	No	No	0	0	0	0	No	No	No	No	No	No	No
B25097	7351/7359 Prairie Mound Way SD Emergency	N/A	N/A	N/A	CRSD Flooding	N/A	No	No	0	0	0	0	No	No	No	No	No	No	No
B25096	4918/4980 Canterbury Dr SD Emergency	N/A	N/A	N/A	N/A	N/A	No	No	0	0	0	0	No	No	No	No	No	No	No
L24000.3	PS 2 Structural Emergency Repair	N/A	N/A	N/A	N/A	N/A	No	No	0	0	0	0	No	No	No	No	No	No	No
L25001.2	MB Lifeguard Station Temp Facilities	N/A	N/A	N/A	N/A	N/A	No	No	0	0	0	0	No	No	No	No	No	No	No
L25001.1	MB Lifeguard Station Emergency Repair	N/A	N/A	N/A	N/A	N/A	No	No	0	0	0	0	No	No	No	No	No	No	No
B26048	South San Diego No1 Pipeline Emergency	N/A	N/A	N/A	N/A	N/A	No	No	0	0	0	0	No	No	No	No	No	No	No
S00915	University Avenue Mobility	N/A	N/A	N/A	N/A	N/A	No	No	0	0	0	0	No	No	No	No	No	No	No
S18001	University Avenue Complete Street Phase1	N/A	N/A	Tree Canopy	CRSD Heat	N/A	No	No	0	0	0	0	No	No	No	No	No	No	No
S11060	Otay Mesa Truck Route Phase 4	N/A	N/A	N/A	N/A	N/A	No	No	0	0	0	0	No	No	No	No	No	No	No
S15040	Golf Course Drive Improvements	N/A	N/A	N/A	N/A	N/A	No	No	0	0	0	0	No	No	No	No	No	No	No
B19020	La Media Imprv-Siempre Viva to Truck Rte	N/A	N/A	N/A	N/A	N/A	No	No	0	0	0	0	No	No	No	No	No	No	No
B18009	Crown Point Drive Roundabouts	N/A	N/A	N/A	N/A	N/A	No	No	0	0	0	0	No	No	No	No	No	No	No
B19089	Crown Point SD Replacement	N/A	N/A	N/A	N/A	N/A	No	No	0	0	0	0	No	No	No	No	No	No	No
S15018	La Media Road Improvements	N/A	N/A	N/A	N/A	N/A	No	No	0	0	0	0	No	No	No	No	No	No	No
B22038	Barrio Logan Improv 1 (S)	N/A	N/A	N/A	N/A	N/A	No	No	0	0	0	0	No	No	No	No	No	No	No
B22060	Barrio Logan Improv 1 (W)	N/A	N/A	N/A	N/A	N/A	No	No	0	0	0	0	No	No	No	No	No	No	No
B17113	Chollas Creek to Bayshore Multi Use Path	N/A	N/A	N/A	N/A	N/A	No	No	0	0	0	0	No	No	No	No	No	No	No
B22135	Milton St Burgener Blvd Curb Ext (NSG)	N/A	N/A	N/A	N/A	N/A	No	No	0	0	0	0	No	No	No	No	No	No	No
B26052	University Ave Sidewalk Improvements	N/A	N/A	N/A	N/A	N/A	No	No	0	0	0	0	No	No	No	No	No	No	No
B26026	FY25 Curb Ramp Improvement Group 8	N/A	N/A	N/A	N/A	N/A	No	No	0	0	0	0	No	No	No	No	No	No	No
B26019	FY25 Curb Ramp Improvement Group 1	N/A	N/A	N/A	N/A	N/A	No	No	0	0	0	0	No	No	No	No	No	No	No
B14015	Beyer Bl @ Smythe Ave Traffic Signal	N/A	N/A	N/A	N/A	N/A	No	No	0	0	0	0	No	No	No	No	No	No	No
B17052	Market Street Water Pipe Replacement	N/A	N/A	N/A	N/A	N/A	No	No	0	0	0	0	No	No	No	No	No	No	No
B16100	ADA S/W Group 3E W Point Loma	N/A	N/A	N/A	N/A	N/A	No	No	0	0	0	0	No	No	No	No	No	No	No
S16061	Market St-47th St to Euclid Complete St	N/A	N/A	N/A	N/A	N/A	No	No	0	0	0	0	No	No	No	No	No	No	No

B16119	Pacific Beach 1 SL Series Circuit Conv	N/A	N/A	N/A	N/A	N/A	No	No	0	0	0	0	No	No	No	No	No	No	No
B17054	Market Street Sewer Pipe Replacement	N/A	N/A	N/A	N/A	N/A	No	No	0	0	0	0	No	No	No	No	No	No	No
B17188	Street Reconstruction Group 1801	N/A	N/A	N/A	N/A	N/A	No	No	0	0	0	0	No	No	No	No	No	No	No
B18017	73rd St-El Cajon Bl to Saranac-Sidewalk	N/A	N/A	N/A	N/A	N/A	No	No	0	0	0	0	No	No	No	No	No	No	No
B18158	54th-Market to Santa Margarita Sidwkl	N/A	N/A	N/A	N/A	N/A	No	No	0	0	0	0	No	No	No	No	No	No	No
B20032	Clairemont Mesa West Improv 1 (W)	N/A	N/A	N/A	N/A	N/A	No	No	0	0	0	0	No	No	No	No	No	No	No
B20033	Clairemont Mesa West Improv 1 (S)	N/A	N/A	N/A	N/A	N/A	No	No	0	0	0	0	No	No	No	No	No	No	No
B20069	Kensington Improvements 1 (S)	N/A	N/A	N/A	N/A	N/A	No	No	0	0	0	0	No	No	No	No	No	No	No
B20151	Hillside Dr (SD Install/Resurf) Improv	N/A	N/A	N/A	N/A	N/A	No	No	0	0	0	0	No	No	No	No	No	No	No
B22005	College-Meridian to Judy McCarty Sidwkl	N/A	N/A	N/A	N/A	N/A	No	No	0	0	0	0	No	No	No	No	No	No	No
S22005	Alvarado Canyon Rd Realignment Project	N/A	N/A	N/A	N/A	N/A	No	No	0	0	0	0	No	No	No	No	No	No	No
B23030	Linda Vista & Comstock Intersection Upg	N/A	N/A	N/A	N/A	N/A	No	No	0	0	0	0	No	No	No	No	No	No	No
B15209	Torrey Highlands & Rancho PQ SD Repl	N/A	N/A	N/A	N/A	N/A	No	No	0	0	0	0	No	No	No	No	No	No	No
B15208	Adams North SD Replacement	N/A	N/A	N/A	N/A	N/A	No	No	0	0	0	0	No	No	No	No	No	No	No
B19056	Torrey Pines Rd, Prospect-Coast Walk GR	N/A	N/A	N/A	N/A	N/A	No	No	0	0	0	0	No	No	No	No	No	No	No
B24132	Clairemont Mesa West Improv 1 (P)	N/A	N/A	N/A	N/A	N/A	No	No	0	0	0	0	No	No	No	No	No	No	No
L24005.1	Bardsley Street and Newton Avenue	N/A	N/A	N/A	N/A	N/A	No	No	0	0	0	0	No	No	No	No	No	No	No
L24005.2	Boston Avenue and South 30th Street	N/A	N/A	N/A	N/A	N/A	No	No	0	0	0	0	No	No	No	No	No	No	No
B24104	Barrio Logan Roundabouts (W)	N/A	N/A	N/A	N/A	N/A	No	No	0	0	0	0	No	No	No	No	No	No	No
S00856	El Camino Real to ViaDeLaValle (1/2mile)	N/A	N/A	N/A	N/A	NO	No	No	0	0	0	0	No	No	No	No	No	No	No
S18000	Streamview Drive Improvements Phase 2	N/A	N/A	Tree Canopy	CRSD Heat	NO	No	No	0	0	0	0	No	No	No	No	No	No	No
B18108	AC Water and Sewer Group 1054 (S)	N/A	N/A	N/A	N/A	NO	No	No	0	0	0	0	No	No	No	No	No	No	No
B18107	AC Water & Sewer Group 1054 (W)	N/A	N/A	N/A	N/A	NO	No	No	0	0	0	0	No	No	No	No	No	No	No
B17033	Los Pen Lagoon Restoration Ph 1	N/A	N/A	Sequestration	CRSD Sea Level Rise	N/A	No	No	0	0	0	0	No	No	No	No	No	No	No
B19095	Streamview Drive Green Infrastructure	N/A	N/A	Tree Canopy	CRSD Heat	NO	No	No	0	0	0	0	No	No	No	No	No	No	No
B23145	47th St & Hartley St HAWK	N/A	N/A	N/A	N/A	N/A	No	No	0	0	0	0	No	No	No	No	No	No	No
S00851	SR163/Friars Road	N/A	N/A	N/A	N/A	NO	No	No	0	0	0	0	No	No	No	No	No	No	No
B21117	Chatsworth Blvd RRFB & Ped Refuge Island	N/A	N/A	N/A	N/A	NO	No	No	0	0	0	0	No	No	No	No	No	No	No
B22015	Via De La Valle Pipeline	N/A	N/A	N/A	N/A	NO	No	No	0	0	0	0	No	No	No	No	No	No	No
B23148	Otay Mesa Rd Pedestrian Improvements(SG)	N/A	N/A	N/A	N/A	N/A	No	No	0	0	0	0	No	No	No	No	No	No	No
L24003.2	Howard Lane Crosswalk	N/A	N/A	N/A	N/A	N/A	No	No	0	0	0	0	No	No	No	No	No	No	No
B23046	Downtown Complete St Impl. Ph. 3A2	N/A	N/A	N/A	N/A	N/A	No	No	0	0	0	0	No	No	No	No	No	No	No
S00841	Carroll Cyn Rd/Sorrento Valley Rd Dist 1	N/A	N/A	N/A	N/A	NO	No	No	0	0	0	0	No	No	No	No	No	No	No

S00905	SR163/Clairemont Mesa Blvd Interchange	N/A	N/A	N/A	N/A	NO	No	No	0	0	0	0	No	No	No	No	No	No	No
S00869	Palm Avenue Interstate 805 Interchange	N/A	N/A	N/A	N/A	TBD	No	Yes	0	TBD	0	15	No	No	No	No	No	No	No
S00871	West Mission Bay Drive Bridge Over San D	N/A	N/A	Sequestration	CRSD Flooding	No	No	No	0	0	0	0	No	No	No	No	No	No	No
B12110	Caltrans Pacific Beach PPL Central (W)	N/A	N/A	N/A	N/A	N/A	No	No	0	0	0	0	No	No	No	No	No	No	No
B12097	Caltrans Pacific Beach PPL Central (S)	N/A	N/A	N/A	N/A	N/A	No	No	0	0	0	0	No	No	No	No	No	No	No
S00951	Coastal Rail Trail	N/A	N/A	N/A	N/A	NO	No	No	0	0	0	0	No	No	No	No	No	No	No
B15168	Genesee Ave-Chateau to Sauk Sidewalk	N/A	N/A	N/A	N/A	NO	No	No	0	0	0	0	No	No	No	No	No	No	No
B17102	North Park Mini Park Ped Improvements	N/A	Photovoltaic (PV) System	Tree Canopy	CRSD Heat	N/A	No	No	0	0	0	0	No	No	No	No	No	No	No
B18008	Foothill Blvd & Loring St Roundabout	N/A	N/A	N/A	CRSD Flooding	N/A	No	No	0	0	0	0	No	No	No	No	No	No	No
B18019	Howard Ave-Village Pine to Iris Sidewalk	N/A	N/A	N/A	N/A	NO	No	No	0	0	0	0	No	No	No	No	No	No	No
B20129	Old Town Improv 1 (w)	N/A	N/A	N/A	N/A	NO	No	No	0	0	0	0	No	No	No	No	No	No	No
B15015	Morena Bl & W. Bernardo Medians	N/A	N/A	N/A	N/A	NO	No	No	0	0	0	0	No	No	No	No	No	No	No
B17066	Fairmount Ave Bridge Rehab East/Right	N/A	N/A	N/A	N/A	No	No	No	0	0	0	0	No	No	No	No	No	No	No
B17067	Fairmount Ave Bridge Rehab West/Left	N/A	N/A	N/A	N/A	No	No	No	0	0	0	0	No	No	No	No	No	No	No
B13125	Mission Beach Obstruction DIF 13 CR	N/A	N/A	N/A	N/A	N/A	No	No	0	0	0	0	No	No	No	No	No	No	No
B21120	Palm Ave Traffic Signal Modification(VZ)	N/A	N/A	N/A	N/A	N/A	No	No	0	0	0	0	No	No	No	No	No	No	No
B22000	El Cajon Blvd HAWKS (VZ)	N/A	N/A	N/A	N/A	NO	No	No	0	0	0	0	No	No	No	No	No	No	No
B22150	Palm Ave I-5 to Georgia Street Repairs	N/A	N/A	N/A	N/A	N/A	No	No	0	0	0	0	No	No	No	No	No	No	No
L23001.1	El Camino Real Pipeline North	N/A	N/A	N/A	N/A	N/A	No	No	0	0	0	0	No	No	No	No	No	No	No
L23001.2	El Camino Real Pipeline South	N/A	N/A	N/A	N/A	N/A	No	No	0	0	0	0	No	No	No	No	No	No	No
B23147	Osler Street Traffic Calming	N/A	N/A	N/A	N/A	N/A	No	No	0	0	0	0	No	No	No	No	No	No	No
B23119	Downtown Complete St Impl. Ph. 3B2	N/A	N/A	N/A	N/A	N/A	No	No	0	0	0	0	No	No	No	No	No	No	No
B24024	Old Town Improv 1 (P)	N/A	N/A	N/A	N/A	N/A	No	No	0	0	0	0	No	No	No	No	No	No	No
B24109	Saturn Blvd Sidewalk Installation	N/A	N/A	N/A	N/A	N/A	No	No	0	0	0	0	No	No	No	No	No	No	No
B23020	Orange Ave RD Imp UU24 (SS)	N/A	N/A	N/A	N/A	N/A	No	No	0	0	0	0	No	No	No	No	No	No	No
B23053	Orange Ave RD Imp UU24	N/A	N/A	N/A	N/A	N/A	No	No	0	0	0	0	No	No	No	No	No	No	No
B15047	Division St & Osborn St Traffic Signal	N/A	N/A	N/A	N/A	N/A	No	No	0	0	0	0	No	No	No	No	No	No	No
B16008	Citywide Street Lights Group 1602	N/A	Photovoltaic (PV) System	N/A	N/A	N/A	No	No	0	0	0	0	Yes	Yes	No	No	No	No	No
B16007	Citywide Street Lights Group 1601	N/A	Photovoltaic (PV) System	N/A	N/A	N/A	No	No	0	0	0	0	Yes	Yes	No	No	No	No	No
B17019	31st St @ National Ave Traffic Signal	N/A	N/A	N/A	N/A	N/A	No	No	0	0	0	0	No	No	No	No	No	No	No
B17056	Downtown Mobility Cycleway Improvement	N/A	N/A	N/A	N/A	N/A	No	No	0	0	0	0	No	No	No	No	No	No	No
B17114	Curb Ramp Improvement Group 1701	N/A	N/A	N/A	N/A	N/A	No	No	0	0	0	0	No	No	No	No	No	No	No
B18151	Hughes St (58th St-Jodi St) Rd Imp UU101	N/A	N/A	N/A	N/A	N/A	No	No	0	0	0	0	No	No	No	No	No	No	No

B18155	Block 1M (La Jolla 4) Rd Imp UU659_RP	N/A	N/A	N/A	N/A	N/A	No	No	0	0	0	0	No	No	No	No	No	No	No
B15065	Pacific Beach TS Interconnect Upgrade	N/A	N/A	N/A	N/A	N/A	No	No	0	0	0	0	No	No	No	No	No	No	No
B18046	Kettner & Palm Pedestrian Hybrid Beacon	N/A	N/A	N/A	N/A	N/A	No	No	0	0	0	0	No	No	No	No	No	No	No
B18012	Citywide Street Lights Group 1801	N/A	N/A	N/A	N/A	N/A	No	No	0	0	0	0	No	No	No	No	No	No	No
B25090	UUP Group 2502 Rd Imp (CS)	N/A	N/A	N/A	N/A	N/A	No	No	0	0	0	0	No	No	No	No	No	No	No
21005849	Block 4X1 UU293 (JP)	N/A	N/A	N/A	N/A	N/A	No	No	0	0	0	0	No	No	No	No	No	No	No
21003599	Block 8R UUP	N/A	N/A	N/A	N/A	N/A	No	No	0	0	0	0	No	No	No	No	No	No	No
B13010	Signal Mods in Barrio Logan	N/A	N/A	N/A	N/A	N/A	No	No	0	0	0	0	No	No	No	No	No	No	No
B15093	Seminole Drive UUP (Stanley to Estelle)	N/A	N/A	N/A	N/A	N/A	No	No	0	0	0	0	No	No	No	No	No	No	No
B15085	Block 7G2 UUP - CIP	N/A	N/A	N/A	N/A	N/A	No	No	0	0	0	0	No	No	No	No	No	No	No
B15097	Block 8R UUP - CIP	N/A	N/A	N/A	N/A	N/A	No	No	0	0	0	0	No	No	No	No	No	No	No
B15087	Block 4Y UUP - CIP	N/A	N/A	N/A	N/A	N/A	No	No	0	0	0	0	No	No	No	No	No	No	No
21003600	Block 4Y UUP	N/A	N/A	N/A	N/A	N/A	No	No	0	0	0	0	No	No	No	No	No	No	No
21003598	Block 7G2 UUP	N/A	N/A	N/A	N/A	N/A	No	No	0	0	0	0	No	No	No	No	No	No	No
B17101	Plumosa Park Series Circuit Conversion	N/A	N/A	N/A	N/A	N/A	No	No	0	0	0	0	No	No	No	No	No	No	No
B18143	Block 7O1 (College Ave) Rd Imp UU973	N/A	N/A	N/A	N/A	N/A	No	No	0	0	0	0	No	No	No	No	No	No	No
B18140	Mission Bl(Loring-Turquoise) Rd Imp UU30	N/A	N/A	N/A	N/A	N/A	No	No	0	0	0	0	No	No	No	No	No	No	No
B18153	Hilltop PH I(Boundary-Toyne)Rd Imp UU617	N/A	N/A	N/A	N/A	N/A	No	No	0	0	0	0	No	No	No	No	No	No	No
B18138	Wightman (Chamoune -Euclid) Rd Imp UU388	N/A	N/A	N/A	N/A	N/A	No	No	0	0	0	0	No	No	No	No	No	No	No
B18149	Golfcrest(Jackson-Wandermere)Rd ImpUU584	N/A	N/A	N/A	N/A	N/A	No	No	0	0	0	0	No	No	No	No	No	No	No
B17071	Fanuel St III (Grand-PB Dr) Rd Imp UU188	N/A	N/A	N/A	N/A	N/A	No	No	0	0	0	0	No	No	No	No	No	No	No
B17098	San Vicente PH I-II Rd Imp UU505-UU506	N/A	N/A	N/A	N/A	N/A	No	No	0	0	0	0	No	No	No	No	No	No	No
B18136	Howard PHI-II(Park-Texas) Rd Imp UU71-72	N/A	N/A	N/A	N/A	N/A	No	No	0	0	0	0	No	No	No	No	No	No	No
B18141	32nd St PHII (Market-Imp.) Rd Imp UU17	N/A	N/A	N/A	N/A	N/A	No	No	0	0	0	0	No	No	No	No	No	No	No
B18137	Coronado SB (27th SB-Madden)Rd Imp UU193	N/A	N/A	N/A	N/A	N/A	No	No	0	0	0	0	No	No	No	No	No	No	No
B18144	32nd St PH I (Market-F St) Rd Imp UU386	N/A	N/A	N/A	N/A	N/A	No	No	0	0	0	0	No	No	No	No	No	No	No
B18142	Block 6DD1 (Clairemont Mesa)Rd Imp UU410	N/A	N/A	N/A	N/A	N/A	No	No	0	0	0	0	No	No	No	No	No	No	No
B18147	31st Street (Market-L St) Rd Imp UU11	N/A	N/A	N/A	N/A	N/A	No	No	0	0	0	0	No	No	No	No	No	No	No
B18148	Cass (Grand-Pacific Bch Dr) Rd Imp UU143	N/A	N/A	N/A	N/A	N/A	No	No	0	0	0	0	No	No	No	No	No	No	No
B19069	Traffic Signal Mods Grp 19-01	N/A	N/A	N/A	N/A	N/A	No	No	0	0	0	0	No	No	No	No	No	No	No
B18150	25th (SB) (Coronado-Grove) Rd Imp UU995	N/A	N/A	N/A	N/A	N/A	No	No	0	0	0	0	No	No	No	No	No	No	No
B20140	Mississippi St @ El Cajon Blvd T/Signal	N/A	N/A	N/A	N/A	N/A	No	No	0	0	0	0	No	No	No	No	No	No	No
B22145	Undergrounding Resurfacing (SS)	N/A	N/A	N/A	N/A	N/A	No	No	0	0	0	0	No	No	No	No	No	No	No

B23019	Asphalt Overlay 2202 (SS)	N/A	N/A	N/A	N/A	N/A	No	No	0	0	0	0	No	No	No	No	No	No	No
B24014	AC Overlay 2202 Phase 2 (SS)	N/A	N/A	N/A	N/A	N/A	No	No	0	0	0	0	No	No	No	No	No	No	No
B24086	Block 7G2 Rd Imp (CS) UU209	N/A	N/A	N/A	N/A	N/A	No	No	0	0	0	0	No	No	No	No	No	No	No
B24087	Block 7G2 Rd Improv UU209 UU629 (P)	N/A	N/A	N/A	N/A	N/A	No	No	0	0	0	0	No	No	No	No	No	No	No
B24135	Mission Blvd South Loring Overlay	N/A	N/A	N/A	N/A	N/A	No	No	0	0	0	0	No	No	No	No	No	No	No
B25019	AC Overlay Group 2519 UUP	N/A	N/A	N/A	N/A	N/A	No	No	0	0	0	0	No	No	No	No	No	No	No
B25060	Block 1M Nautilus St (BL)	N/A	N/A	N/A	N/A	N/A	No	No	0	0	0	0	No	No	No	No	No	No	No
B25083	AC Overlay Group 2520 UUP	N/A	N/A	N/A	N/A	N/A	No	No	0	0	0	0	No	No	No	No	No	No	No
B25091	UUP Group 2503 Rd Imp (CS)	N/A	N/A	N/A	N/A	N/A	No	No	0	0	0	0	No	No	No	No	No	No	No
21004450	Block 1S UU232 (JP)	N/A	N/A	N/A	N/A	N/A	No	No	0	0	0	0	No	No	No	No	No	No	No
21004128	Block 4Y1 UU789 (JP)	N/A	N/A	N/A	N/A	N/A	No	No	0	0	0	0	No	No	No	No	No	No	No
21005848	Block 4X UU292 (JP)	N/A	N/A	N/A	N/A	N/A	No	No	0	0	0	0	No	No	No	No	No	No	No
21004127	Block 8R1 UU668 (JP)	N/A	N/A	N/A	N/A	N/A	No	No	0	0	0	0	No	No	No	No	No	No	No
B25089	UUP Group 2501 Rd Imp (CS)	N/A	N/A	N/A	N/A	N/A	No	No	0	0	0	0	No	No	No	No	No	No	No
B19060	El Cajon & Kansas - Traffic Signal	N/A	N/A	N/A	N/A	N/A	No	No	0	0	0	0	No	No	No	No	No	No	No
B19057	Aquarius & Camino Ruiz Traff. Signal	N/A	N/A	N/A	N/A	N/A	No	No	0	0	0	0	No	No	No	No	No	No	No
B20075	Traffic Signal Mods Grp 20-01	N/A	N/A	N/A	N/A	N/A	No	No	0	0	0	0	No	No	No	No	No	No	No
B19144	Downtown Complete St Impl Phase 3A1	N/A	N/A	N/A	N/A	N/A	No	No	0	0	0	0	No	No	No	No	No	No	No
B19052	Citywide Street Lights 1901	N/A	N/A	N/A	N/A	N/A	No	No	0	0	0	0	No	No	No	No	No	No	No
B22046	Mercado Dr at Del Mar Hghts TS	N/A	N/A	N/A	N/A	N/A	No	No	0	0	0	0	No	No	No	No	No	No	No
B18023	Block 2BB (Pacific Beach) SL UU854	N/A	N/A	N/A	N/A	N/A	No	No	0	0	0	0	No	No	No	No	No	No	No
B23128	Streetlight Installations in CD7	N/A	N/A	N/A	N/A	N/A	No	No	0	0	0	0	No	No	No	No	No	No	No
B24118	Washington & Albatross HAWK	N/A	N/A	N/A	N/A	N/A	No	No	0	0	0	0	No	No	No	No	No	No	No
B24096	Rosecrans St & Byron St Shel Isl Signal	N/A	N/A	N/A	N/A	N/A	No	Yes	0	0	0	0	No	No	No	No	No	No	No
B13151	Block 1M UUD (La Jolla 4)	N/A	N/A	N/A	N/A	N/A	No	No	0	0	0	0	No	No	No	No	No	No	No
B13152	Block 4-J1 UUD (Mid City)	N/A	N/A	N/A	N/A	N/A	No	No	0	0	0	0	No	No	No	No	No	No	No
B13155	Block 8C UUD (Greater Golden Hill)	N/A	N/A	N/A	N/A	N/A	No	No	0	0	0	0	No	No	No	No	No	No	No
B14048	Traffic Signal Upgrades Citywide FY14	N/A	N/A	N/A	N/A	N/A	No	No	0	0	0	0	No	No	No	No	No	No	No
B15014	31st St & Market St School Traffic Sgnal	N/A	N/A	N/A	N/A	N/A	No	No	0	0	0	0	No	No	No	No	No	No	No
B12067	Block 2S1 South Mission Beach UUD	N/A	N/A	N/A	N/A	N/A	No	No	0	0	0	0	No	No	No	No	No	No	No
B00836	District 1 Block 1-J UUD	N/A	N/A	N/A	N/A	N/A	No	No	0	0	0	0	No	No	No	No	No	No	No
B15086	Block 6H UUP	N/A	N/A	N/A	N/A	N/A	No	No	0	0	0	0	No	No	No	No	No	No	No
B17013	Seminole PH2 (El Cajon-Stanley) SL UU630	N/A	N/A	N/A	N/A	N/A	No	No	0	0	0	0	No	No	No	No	No	No	No

B18083	Center City - New Traffic Signals	N/A	N/A	N/A	N/A	N/A	No	No	0	0	0	0	No	No	No	No	No	No	No
B18069	Ash Street Signal Mods	N/A	N/A	N/A	N/A	N/A	No	No	0	0	0	0	No	No	No	No	No	No	No
B18162	Downtown Audibles 04th & E 529	N/A	N/A	N/A	N/A	N/A	No	No	0	0	0	0	No	No	No	No	No	No	No
B19071	Traffic Signal Mods Grp 19-02	N/A	N/A	N/A	N/A	N/A	No	No	0	0	0	0	No	No	No	No	No	No	No
B20141	47th St @ Solola Ave T/Signal	N/A	N/A	N/A	N/A	N/A	No	No	0	0	0	0	No	No	No	No	No	No	No
B21118	Catalina Blvd TS Interconnect Upgrade	N/A	N/A	N/A	N/A	N/A	No	No	0	0	0	0	No	No	No	No	No	No	No
B22101	Front & Washington TS Modification	N/A	N/A	N/A	N/A	N/A	No	No	0	0	0	0	No	No	No	No	No	No	No
B23076	32nd St & Market St Intersection Upgrade	N/A	N/A	N/A	N/A	N/A	No	No	0	0	0	0	No	No	Yes	No	No	No	No
B23084	Kensington Heights #3 Series Circuit Upg	N/A	N/A	N/A	N/A	N/A	No	No	0	0	0	0	No	No	No	No	No	No	No
B22149	Installation of City Owned SL 2201 (NSG)	N/A	N/A	N/A	N/A	N/A	No	No	0	0	0	0	No	No	Yes	No	No	No	No
B23086	Sunset Cliffs Devonshire Series Circuit	N/A	N/A	N/A	N/A	N/A	No	No	0	0	0	0	No	No	No	No	No	No	No
B22154	Installation of City Owned SL 2202 (NSG)	N/A	N/A	N/A	N/A	N/A	No	No	0	0	0	0	No	No	Yes	No	No	No	No
B22111	Center City Traffic Signals-15th Street	N/A	N/A	N/A	N/A	N/A	No	No	0	0	0	0	No	No	No	No	No	No	No
B22112	Center City Traffic Signals -17th Street	N/A	N/A	N/A	N/A	N/A	No	No	0	0	0	0	No	No	No	No	No	No	No
B23146	Gompers Prep 47th St Safety Enhancements	N/A	N/A	N/A	N/A	N/A	No	No	0	0	0	0	No	No	No	No	No	No	No
B23127	Streetlight Installations in CD4	N/A	N/A	N/A	N/A	N/A	No	No	0	0	0	0	No	No	No	No	Yes	No	No
B23129	Streetlight Installations in CD8	N/A	N/A	N/A	N/A	N/A	No	No	0	0	0	0	No	No	No	No	No	No	No
B18129	Block 7T - Allied Gardens SL UU65	N/A	N/A	N/A	N/A	N/A	No	No	0	0	0	0	No	No	No	No	No	No	No
B24108	Mission & Thomas HAWK	N/A	N/A	N/A	N/A	N/A	No	No	0	0	0	0	No	No	No	No	No	No	No
B24119	TS Mod at First Ave & Market St	N/A	N/A	N/A	N/A	N/A	No	No	0	0	0	0	No	No	No	No	No	No	No
B24107	TS Upgrades - Camino Ruiz & TX Madison	N/A	N/A	N/A	N/A	N/A	No	No	0	0	0	0	No	No	No	No	No	No	No
B25062	Streetlights in University City	N/A	N/A	N/A	N/A	N/A	No	No	0	0	0	0	No	No	No	No	No	No	No
B24123	Garnet Ave Series Circuit Conversion SG	N/A	N/A	N/A	N/A	N/A	No	No	0	0	0	0	No	No	No	No	No	No	No
B25047	AC Overlay Group 2509	N/A	N/A	N/A	N/A	N/A	No	No	0	0	0	0	No	No	No	No	No	No	No
B00429	Buchanan Canyon Sewer B (UP)	N/A	N/A	N/A	N/A	N/A	No	No	0	0	0	0	No	No	No	No	No	No	No
S00935	N Torrey Pines Rd Bridge/Los Penasquitos	N/A	N/A	N/A	N/A	N/A	No	No	0	0	0	0	No	No	No	No	No	No	No
S00857	LA JOLLA VILLAGE DR INTERSTATE 805 RAMPS	N/A	N/A	N/A	N/A	N/A	No	No	0	0	0	0	No	No	No	No	No	No	No
S00880	Miramar Road I-805 Easterly Ramps	N/A	N/A	N/A	N/A	N/A	No	No	0	0	0	0	No	No	No	No	No	No	No
S15017	La Jolla Village/I-805 Landscape Maint	N/A	N/A	N/A	N/A	N/A	No	No	0	0	0	0	No	No	No	No	No	No	No
B17050	Citywide Street Lights Group 1701	N/A	N/A	N/A	N/A	N/A	No	No	0	0	0	0	No	No	No	No	No	No	No
B17051	Citywide Street Lights Group 1702	N/A	N/A	N/A	N/A	N/A	No	No	0	0	0	0	No	No	No	No	No	No	No
B17065	70th-Alvarado to Saranac-Sidewalk	N/A	N/A	N/A	N/A	N/A	No	No	0	0	0	0	No	No	No	No	No	No	No
B18022	AC Water & Sewer Group 1033 (S)	N/A	N/A	N/A	N/A	N/A	No	No	0	0	0	0	No	No	No	No	No	No	No

B18021	AC Water & Sewer Group 1033 (W)	N/A	N/A	N/A	N/A	N/A	No	No	0	0	0	0	No	No	No	No	No	No	No
B18054	ADA Mid-City MS TSW-1	N/A	N/A	N/A	N/A	N/A	No	No	0	0	0	0	No	No	No	No	No	No	No
B20146	Torrey Pines Rd Ped Hybrid Beacon	N/A	N/A	N/A	N/A	N/A	No	No	0	0	0	0	No	No	No	No	No	No	No
B20142	6th Ave @ Juniper St Roundabout	N/A	N/A	N/A	N/A	N/A	No	No	0	0	0	0	No	No	No	No	No	No	No
B21102	Carmel Mtn @ Carmel Country Roundabout	N/A	N/A	N/A	N/A	N/A	No	No	0	0	0	0	No	No	No	No	No	No	No
B21131	Crespo Dr (Mecca-Soledad) Improv (S)	N/A	N/A	N/A	N/A	N/A	No	No	0	0	0	0	No	No	No	No	No	No	No
B21132	Crespo Dr (Mecca-Soledad) Improv (W)	N/A	N/A	N/A	N/A	N/A	No	No	0	0	0	0	No	No	No	No	No	No	No
B22033	Crespo Dr (Mecca-Soledad) Improv (SD)	N/A	N/A	N/A	N/A	N/A	No	No	0	0	0	0	No	No	No	No	No	No	No
B22138	Crespo Dr (Mecca-Soledad) Improv (P)	N/A	N/A	N/A	N/A	N/A	No	No	0	0	0	0	No	No	No	No	No	No	No
S23011	Cypress Dr Cultural Corridor	N/A	N/A	N/A	N/A	N/A	No	No	0	0	0	0	No	No	No	No	No	No	No
14001040	Eastern Hillcrest BL - SANDAG	N/A	N/A	N/A	N/A	N/A	No	No	0	0	0	0	No	No	No	No	No	No	No
14001034	University Ave BL - SANDAG	N/A	N/A	N/A	N/A	N/A	No	No	0	0	0	0	No	No	No	No	No	No	No
14001035	Central Ave BL - SANDAG	N/A	N/A	N/A	N/A	N/A	No	No	0	0	0	0	No	No	No	No	No	No	No
14001044	Orange Ave BL - SANDAG	N/A	N/A	N/A	N/A	N/A	No	No	0	0	0	0	No	No	No	No	No	No	No
14001037	Robinson Ave BL - SANDAG	N/A	N/A	N/A	N/A	N/A	No	No	0	0	0	0	No	No	No	No	No	No	No
14001038	Washington St & Bachman Pl BL - SANDAG	N/A	N/A	N/A	N/A	N/A	No	No	0	0	0	0	No	No	No	No	No	No	No
B24117	34th & Adams HAWK	N/A	N/A	N/A	N/A	N/A	No	No	0	0	0	0	No	No	No	No	No	No	No
B25046	AC Overlay Group 2508	N/A	N/A	N/A	N/A	N/A	No	No	0	0	0	0	No	No	No	No	No	No	No
B25014	AC Water & Sewer Group 1033 North (W)	N/A	N/A	N/A	N/A	N/A	No	No	0	0	0	0	No	No	No	No	No	No	No
B25015	AC Water & Sewer Group 1033 West (W)	N/A	N/A	N/A	N/A	N/A	No	No	0	0	0	0	No	No	No	No	No	No	No
B25016	AC Water & Sewer Group 1033 West (S)	N/A	N/A	N/A	N/A	N/A	No	No	0	0	0	0	No	No	No	No	No	No	No
B25078	2650 Broadway St Emergency Replacement	N/A	N/A	N/A	N/A	N/A	No	No	0	0	0	0	No	No	No	No	No	No	No
21005657	Pump Station 14 Emergency Project	N/A	N/A	N/A	N/A	N/A	No	No	0	0	0	0	No	No	No	No	No	No	No
B26021	FY25 Curb Ramp Improvement Group 3	N/A	N/A	N/A	N/A	N/A	No	No	0	0	0	0	No	No	No	No	No	No	No
B11036	Water Group Job 940 (W)	N/A	N/A	N/A	N/A	N/A	No	No	0	0	0	0	No	No	No	No	No	No	No
B14126	4709 Clairemont Mesa Blvd SD Repl	N/A	N/A	N/A	N/A	N/A	No	No	0	0	0	0	No	No	No	No	No	No	No
B12042	Sewer & Water Group 940 (S)	N/A	N/A	N/A	N/A	N/A	No	No	0	0	0	0	No	No	No	No	No	No	No
S12009	La Jolla Scenic Dr 16in main	N/A	N/A	N/A	N/A	N/A	No	No	0	0	0	0	No	No	No	No	No	No	No
B15176	La Jolla Scenic Drive Pipeline (S)	N/A	N/A	N/A	N/A	N/A	No	No	0	0	0	0	No	No	No	No	No	No	No
B18063	Sewer & AC Water Group 1034 (S)	N/A	N/A	N/A	N/A	N/A	No	No	0	0	0	0	No	No	No	No	No	No	No
B18064	Sewer & AC Water Group 1034 (W)	N/A	N/A	N/A	N/A	N/A	No	No	0	0	0	0	No	No	No	No	No	No	No
B19142	Pacific Beach Improv 1 (W)	N/A	N/A	N/A	N/A	N/A	No	No	0	0	0	0	No	No	No	No	No	No	No
B18065	Clairemont Mesa West Improv 2 (S)	N/A	N/A	N/A	N/A	N/A	No	No	0	0	0	0	No	No	No	No	No	No	No

B13116	Lobrico Ct (615) Storm Drain	N/A	N/A	N/A	N/A	N/A	No	No	0	0	0	0	No	No	No	No	No	No	No
B12072	Water & Sewer Group 963 (W)	N/A	N/A	N/A	N/A	N/A	No	No	0	0	0	0	No	No	No	No	No	No	No
B13169	Water & Sewer Group 963 (S)	N/A	N/A	N/A	N/A	N/A	No	No	0	0	0	0	No	No	No	No	No	No	No
B14099	Water Group 968	N/A	N/A	N/A	N/A	N/A	No	No	0	0	0	0	No	No	No	No	No	No	No
B15028	Storm Drain Group 968	N/A	N/A	N/A	N/A	N/A	No	No	0	0	0	0	No	No	No	No	No	No	No
B15203	Tecolote Cyn GC Water Conn	N/A	N/A	N/A	N/A	N/A	No	No	0	0	0	0	No	No	No	No	No	No	No
S15020	Tecolote Canyon Trunk Sewer Improvement	N/A	N/A	N/A	N/A	N/A	No	No	0	0	0	0	No	No	No	No	No	No	No
B15103	Green Infrastructure Group 1027	N/A	N/A	N/A	N/A	N/A	No	No	0	0	0	0	No	No	No	No	No	No	No
B18077	Water Group 972 CI	N/A	N/A	N/A	N/A	N/A	No	No	0	0	0	0	No	No	No	No	No	No	No
B19063	Accelerated Sewer Referral Group 851	N/A	N/A	N/A	N/A	N/A	No	No	0	0	0	0	No	No	No	No	No	No	No
B18115	Sewer & AC Water Group 1055 (W)	N/A	N/A	N/A	N/A	N/A	No	No	0	0	0	0	No	No	No	No	No	No	No
B18112	Sewer & AC Water Group 1055 (S)	N/A	N/A	N/A	N/A	N/A	No	No	0	0	0	0	No	No	No	No	No	No	No
B18183	Accelerated Sewer Referral Group 847	N/A	N/A	N/A	N/A	N/A	No	No	0	0	0	0	No	No	No	No	No	No	No
B20132	Valencia Park Improv 2 (S)	N/A	N/A	N/A	N/A	N/A	No	No	0	0	0	0	No	No	No	No	No	No	No
B20135	Valencia Park Improv 2 (W)	N/A	N/A	N/A	N/A	N/A	No	No	0	0	0	0	No	No	No	No	No	No	No
B21003	Tierrasanta Improv 1 (s)	N/A	N/A	N/A	N/A	N/A	No	No	0	0	0	0	No	No	No	No	No	No	No
B21044	University City Improv 2 (S)	N/A	N/A	N/A	N/A	N/A	No	No	0	0	0	0	No	No	No	No	No	No	No
B21071	Mount Hope Improv 1 (S)	N/A	N/A	N/A	N/A	N/A	No	No	0	0	0	0	No	No	No	No	No	No	No
B21072	Mount Hope Improv 1 (W)	N/A	N/A	N/A	N/A	N/A	No	No	0	0	0	0	No	No	No	No	No	No	No
B21055	AC Water Group 1027A	N/A	N/A	N/A	N/A	N/A	No	No	0	0	0	0	No	No	No	No	No	No	No
B23089	ACC Sewer Group 851 (BL)	N/A	N/A	N/A	N/A	No	No	No	0	0	0	0	No	No	No	No	No	No	No
B23064	La Jolla Improv 6 (W)	N/A	N/A	N/A	N/A	N/A	No	No	0	0	0	0	No	No	No	No	No	No	No
B23063	La Jolla Improv 6 (S)	N/A	N/A	N/A	N/A	N/A	No	No	0	0	0	0	No	No	No	No	No	No	No
B23081	Tierrasanta Improv 2A (S)	N/A	N/A	N/A	N/A	N/A	No	No	0	0	0	0	No	No	No	No	No	No	No
B22077	Hillcrest Improv 3 (S)	N/A	N/A	N/A	N/A	N/A	No	No	0	0	0	0	No	No	No	No	No	No	No
B24080	AC Water Group 1027A (P)	N/A	N/A	N/A	N/A	N/A	No	No	0	0	0	0	No	No	No	No	No	No	No
B25011	Accelerated Sewer Referral Group 851 (P)	N/A	N/A	N/A	N/A	N/A	No	No	0	0	0	0	No	No	No	No	No	No	No
B26025	FY25 Curb Ramp Improvement Group 7	N/A	N/A	N/A	N/A	N/A	No	No	0	0	0	0	No	No	No	No	No	No	No
B18061	ADA Torrey Pines APS PROW-S25	N/A	N/A	N/A	N/A	N/A	No	No	0	0	0	0	No	No	No	No	No	No	No
B21089	Asphalt Overlay Group 2110	N/A	N/A	Tree Canopy	N/A	N/A	No	No	0	0	0	0	No	No	No	No	No	No	No
B22116	Asphalt Overlay Group 2110 (SS)	N/A	N/A	N/A	N/A	N/A	No	No	0	0	0	0	No	No	No	No	No	No	No
B25003	AC Overlay Group 2503	N/A	N/A	N/A	N/A	N/A	No	No	0	0	0	0	No	No	No	No	No	No	No
B20014	Pipeline Rehabilitation BA-1	N/A	N/A	N/A	N/A	N/A	No	No	0	0	0	0	No	No	No	No	No	No	No

B23055	La Jolla Improv 5 (S)	N/A	N/A	N/A	N/A	N/A	No	No	0	0	0	0	No	No	No	No	No	No	No
B23056	La Jolla Improv 5 (W)	N/A	N/A	N/A	N/A	N/A	No	No	0	0	0	0	No	No	No	No	No	No	No
B13186	Water and Sewer GJ 955 (W)	N/A	N/A	N/A	N/A	N/A	No	No	0	0	0	0	No	No	No	No	No	No	No
B14069	Water and Sewer Group 955 (S)	N/A	N/A	N/A	N/A	N/A	No	No	0	0	0	0	No	No	No	No	No	No	No
B15174	AC Water and Sewer Group 1029 (W)	N/A	N/A	N/A	N/A	N/A	No	No	0	0	0	0	No	No	No	No	No	No	No
B15172	AC Water and Sewer Group 1029 (S)	N/A	N/A	N/A	N/A	N/A	No	No	0	0	0	0	No	No	No	No	No	No	No
B16083	AC Water & Sewer Group 1024 (S)	N/A	N/A	N/A	N/A	N/A	No	No	0	0	0	0	No	No	No	No	No	No	No
B17186	AC Water & Sewer Group 1044 (W)	N/A	N/A	N/A	N/A	N/A	No	No	0	0	0	0	No	No	No	No	No	No	No
B17185	AC Water & Sewer Group 1044 (S)	N/A	N/A	N/A	N/A	N/A	No	No	0	0	0	0	No	No	No	No	No	No	No
B18073	Sewer & AC Water Group 765A (S)	N/A	N/A	N/A	N/A	N/A	No	No	0	0	0	0	No	No	No	No	No	No	No
B18037	Pipeline Rehabilitation AU-1	N/A	N/A	N/A	N/A	N/A	No	No	0	0	0	0	No	No	No	No	No	No	No
B18211	Lincoln Park Improv 1 (S)	N/A	N/A	N/A	N/A	N/A	No	No	0	0	0	0	No	No	No	No	No	No	No
B18210	Lincoln Park Improv 1 (W)	N/A	N/A	N/A	N/A	N/A	No	No	0	0	0	0	No	No	No	No	No	No	No
B18204	Scripps Ranch Improv 1 (S)	N/A	N/A	N/A	N/A	N/A	No	No	0	0	0	0	No	No	No	No	No	No	No
B18208	Scripps Ranch Improv 1 (W)	N/A	N/A	N/A	N/A	N/A	No	No	0	0	0	0	No	No	No	No	No	No	No
B18203	PIPELINE REHABILITATION AX-1	N/A	N/A	N/A	N/A	N/A	No	No	0	0	0	0	No	No	No	No	No	No	No
B19093	Rancho Penasquitos Improv 1(W)	N/A	N/A	N/A	N/A	N/A	No	No	0	0	0	0	No	No	No	No	No	No	No
B16082	AC Water & Sewer Group 1024 (W)	N/A	N/A	N/A	N/A	N/A	No	No	0	0	0	0	No	No	No	No	No	No	No
B19104	Bay Ho Improv 2 (S)	N/A	N/A	N/A	N/A	N/A	No	No	0	0	0	0	No	No	No	No	No	No	No
B19106	Bay Ho Improv 2 (W)	N/A	N/A	N/A	N/A	N/A	No	No	0	0	0	0	No	No	No	No	No	No	No
B19205	AC Water and Sewer Group 1023B (W)	N/A	N/A	N/A	N/A	N/A	No	No	0	0	0	0	No	No	No	No	No	No	No
B19204	AC Water and Sewer Group 1023B (S)	N/A	N/A	N/A	N/A	N/A	No	No	0	0	0	0	No	No	No	No	No	No	No
B12048	Water & Sewer Group 965 (S)	N/A	N/A	N/A	N/A	N/A	No	No	0	0	0	0	No	No	No	No	No	No	No
B19201	Pipeline Rehabilitation BB-1	N/A	N/A	N/A	N/A	N/A	No	No	0	0	0	0	No	No	No	No	No	No	No
B12057	Water & Sewer Group 965 (W)	N/A	N/A	N/A	N/A	N/A	No	No	0	0	0	0	No	No	No	No	No	No	No
B21076	Rancho Penasquitos Improv 2 (w)	N/A	N/A	N/A	N/A	N/A	No	No	0	0	0	0	No	No	No	No	No	No	No
B22022	Lake Murray Improv 3 (S)	N/A	N/A	N/A	N/A	N/A	No	No	0	0	0	0	No	No	No	No	No	No	No
B22108	AC Water & Sewer Group 1024 (P)	N/A	N/A	N/A	N/A	N/A	No	No	0	0	0	0	No	No	No	No	No	No	No
B22062	AC Water & Sewer Group 1029 (P)	N/A	N/A	N/A	N/A	N/A	No	No	0	0	0	0	No	No	No	No	No	No	No
B23112	Serra Mesa Improv 1 Rehab (S)	N/A	N/A	N/A	N/A	N/A	No	No	0	0	0	0	No	No	No	No	No	No	No
B25094	Jamacha Drainage Sewer Main Repl (S)	N/A	N/A	N/A	N/A	N/A	No	No	0	0	0	0	No	No	No	No	No	No	No
B25095	Jamacha Drainage Water Main Repl (W)	N/A	N/A	N/A	N/A	N/A	No	No	0	0	0	0	No	No	No	No	No	No	No
B26031	Mt Hope Improvements 2 Federal Blvd SWR	N/A	N/A	N/A	N/A	N/A	No	No	0	0	0	0	No	No	No	No	No	No	No

B00032	Water Group 525C	N/A	N/A	N/A	N/A	N/A	No	No	0	0	0	0	No	No	No	No	No	No	No
B00131	Water Group 525E	N/A	N/A	N/A	N/A	N/A	No	No	0	0	0	0	No	No	No	No	No	No	No
B26024	FY25 Curb Ramp Improvement Group 6	N/A	N/A	N/A	N/A	N/A	No	No	0	0	0	0	No	No	No	No	No	No	No
B15119	AC Water & Sewer Group 1017 (W)	N/A	N/A	N/A	N/A	N/A	No	No	0	0	0	0	No	No	No	No	No	No	No
B00406	Sewer Group 806	N/A	N/A	N/A	N/A	N/A	No	No	0	0	0	0	No	No	No	No	No	No	No
S12013	Alvarado 2nd Extension Pipeline	N/A	N/A	N/A	N/A	N/A	No	No	0	0	0	0	No	No	No	No	No	No	No
B00395	Sewer & AC Water Group 794 (S)	N/A	N/A	N/A	N/A	N/A	No	No	0	0	0	0	No	No	No	No	No	No	No
B16106	AC Water & Sewer Group 1018 (S)	N/A	N/A	N/A	N/A	N/A	No	No	0	0	0	0	No	No	No	No	No	No	No
B16081	AC Water & Sewer Group 1018 (W)	N/A	N/A	N/A	N/A	N/A	No	No	0	0	0	0	No	No	No	No	No	No	No
B16025	College Areas Swr & AC Wtr Main Repl (S)	N/A	N/A	N/A	N/A	N/A	No	No	0	0	0	0	No	No	No	No	No	No	No
B16022	College Areas Swr & AC Wtr Main Repl (W)	N/A	N/A	N/A	N/A	N/A	No	No	0	0	0	0	No	No	No	No	No	No	No
B11048	Water Group Job 952	N/A	N/A	N/A	N/A	N/A	No	No	0	0	0	0	No	No	No	No	No	No	No
B16041	Sewer & AC Water Group 794 (W)	N/A	N/A	N/A	N/A	N/A	No	No	0	0	0	0	No	No	No	No	No	No	No
B17153	AC Water Group 1038	N/A	N/A	N/A	N/A	N/A	No	No	0	0	0	0	No	No	No	No	No	No	No
B18072	Sewer & AC Water Group 841(W)	N/A	N/A	N/A	N/A	N/A	No	No	0	0	0	0	No	No	No	No	No	No	No
B18071	Sewer & AC Water Group 765A (W)	N/A	N/A	N/A	N/A	N/A	No	No	0	0	0	0	No	No	No	No	No	No	No
B17115	Sewer and AC Water Group 812 (W)	N/A	N/A	N/A	N/A	N/A	No	No	0	0	0	0	No	No	No	No	No	No	No
B00426	Sewer and AC Water Group 812 (S)	N/A	N/A	N/A	N/A	N/A	No	No	0	0	0	0	No	No	No	No	No	No	No
B18098	AC Water & Sewer Group 1051 (S)	N/A	N/A	N/A	N/A	N/A	No	No	0	0	0	0	No	No	No	No	No	No	No
B18095	AC Water & Sewer Group 1048 (S)	N/A	N/A	N/A	N/A	N/A	No	No	0	0	0	0	No	No	No	No	No	No	No
B18091	AC Water & Sewer Group 1051 (W)	N/A	N/A	N/A	N/A	N/A	No	No	0	0	0	0	No	No	No	No	No	No	No
B18088	AC Water & Sewer Group 1048 (W)	N/A	N/A	N/A	N/A	N/A	No	No	0	0	0	0	No	No	No	No	No	No	No
B18202	Clairemont Mesa E Improv 1 (S)	N/A	N/A	N/A	N/A	N/A	No	No	0	0	0	0	No	No	No	No	No	No	No
B18209	Encanto Improv 1 (W)	N/A	N/A	N/A	N/A	N/A	No	No	0	0	0	0	No	No	No	No	No	No	No
B18206	Encanto Improv 1 (S)	N/A	N/A	N/A	N/A	N/A	No	No	0	0	0	0	No	No	No	No	No	No	No
B18224	Accelerated Pipeline Rehab Ref Group 850	N/A	N/A	N/A	N/A	N/A	No	No	0	0	0	0	No	No	No	No	No	No	No
B18200	Clairemont Mesa E Improv 1 (W)	N/A	N/A	N/A	N/A	N/A	No	No	0	0	0	0	No	No	No	No	No	No	No
B19025	Morena Improv1 (S)	N/A	N/A	N/A	N/A	N/A	No	No	0	0	0	0	No	No	No	No	No	No	No
B18181	AC Water & Sewer Group 1056 (W)	N/A	N/A	N/A	N/A	N/A	No	No	0	0	0	0	No	No	No	No	No	No	No
B18182	AC Water & Sewer Group 1056 (S)	N/A	N/A	N/A	N/A	N/A	No	No	0	0	0	0	No	No	No	No	No	No	No
B19160	Sewer & AC Water Group 793A (W)	N/A	N/A	N/A	N/A	N/A	No	No	0	0	0	0	No	No	No	No	No	No	No
B19155	Sewer & AC Water Group 793A (S)	N/A	N/A	N/A	N/A	N/A	No	No	0	0	0	0	No	No	No	No	No	No	No
B19035	Encanto Improv 2 (S)	N/A	N/A	N/A	N/A	N/A	No	No	0	0	0	0	No	No	No	No	No	No	No

B19065	Encanto Improv 2 (W)	N/A	N/A	N/A	N/A	N/A	No	No	0	0	0	0	No	No	No	No	No	No	No
B19145	Sewer Rehab 1051A	N/A	N/A	N/A	N/A	N/A	No	No	0	0	0	0	No	No	No	No	No	No	No
B18093	AC Water & Sewer Group 1053 (W)	N/A	N/A	N/A	N/A	N/A	No	No	0	0	0	0	No	No	No	No	No	No	No
B00394	Sewer and AC Water Group 793 (S)	N/A	N/A	N/A	N/A	N/A	No	No	0	0	0	0	No	No	No	No	No	No	No
B15070	Sewer and AC Water Group 793 (W)	N/A	N/A	N/A	N/A	N/A	No	No	0	0	0	0	No	No	No	No	No	No	No
B18094	AC Water & Sewer Group 1050 (S)	N/A	N/A	N/A	N/A	N/A	No	No	0	0	0	0	No	No	No	No	No	No	No
B18090	AC Water & Sewer Group 1050 (W)	N/A	N/A	N/A	N/A	N/A	No	No	0	0	0	0	No	No	No	No	No	No	No
B18099	AC Water & Sewer Group 1053 (S)	N/A	N/A	N/A	N/A	N/A	No	No	0	0	0	0	No	No	No	No	No	No	No
B19137	National Avenue Complete Street	N/A	N/A	N/A	N/A	N/A	No	No	0	0	0	0	No	No	No	No	No	No	No
B19028	Morena Improv 1 (W)	N/A	N/A	N/A	N/A	N/A	No	No	0	0	0	0	No	No	No	No	No	No	No
B19086	University City Improv 1 (W)	N/A	N/A	N/A	N/A	N/A	No	No	0	0	0	0	No	No	No	No	No	No	No
B19087	University City Improv 1 (S)	N/A	N/A	N/A	N/A	N/A	No	No	0	0	0	0	No	No	No	No	No	No	No
B19139	Redwood Village/Rolando Park Improv 1(S)	N/A	N/A	N/A	N/A	N/A	No	No	0	0	0	0	No	No	No	No	No	No	No
B20004	Clairemont Mesa East Improv 2 (S)	N/A	N/A	N/A	N/A	N/A	No	No	0	0	0	0	No	No	No	No	No	No	No
B20005	Clairemont Mesa East Improv 2 (W)	N/A	N/A	N/A	N/A	N/A	No	No	0	0	0	0	No	No	No	No	No	No	No
B19141	Redwood Village/Rolando Park Improv 1(W)	N/A	N/A	N/A	N/A	N/A	No	No	0	0	0	0	No	No	No	No	No	No	No
B20029	Bay Terraces Improv 1 (W)	N/A	N/A	N/A	N/A	N/A	No	No	0	0	0	0	No	No	No	No	No	No	No
B20027	Bay Terraces Improv 1 (S)	N/A	N/A	N/A	N/A	N/A	No	No	0	0	0	0	No	No	No	No	No	No	No
B21043	Mira Mesa Improv 1 (S)	N/A	N/A	N/A	N/A	N/A	No	No	0	0	0	0	No	No	No	No	No	No	No
B21087	AC Water & Sewer Group 1018 (P)	N/A	N/A	N/A	N/A	N/A	No	No	0	0	0	0	No	No	No	No	No	No	No
B21113	Morena Bridge Wtr Pipeline Replacement	N/A	N/A	N/A	N/A	N/A	No	No	0	0	0	0	No	No	No	No	No	No	No
B21136	AC Water & Sewer Group 1056 (BL)	N/A	N/A	N/A	N/A	N/A	No	No	0	0	0	0	No	No	No	No	No	No	No
B22025	Alvarado 2nd Extension Pipeline (BL)	N/A	N/A	N/A	N/A	N/A	No	No	0	0	0	0	No	No	No	No	No	No	No
B22074	Midway District Improv 1 (W)	N/A	N/A	N/A	N/A	N/A	No	No	0	0	0	0	No	No	No	No	No	No	No
B22075	Midway District Improv 1 (S)	N/A	N/A	N/A	N/A	N/A	No	No	0	0	0	0	No	No	No	No	No	No	No
B22105	University City Improv 1 (BL)	N/A	N/A	N/A	N/A	N/A	No	No	0	0	0	0	No	No	No	No	No	No	No
B23041	Tierrasanta Improv 2 (S)	N/A	N/A	N/A	N/A	N/A	No	No	0	0	0	0	No	No	No	No	No	No	No
B23042	Rancho Bernardo Improv 1 (S)	N/A	N/A	N/A	N/A	N/A	No	No	0	0	0	0	No	No	No	No	No	No	No
B23047	Redwood Village/Rolando Park Imp 1A (W)	N/A	N/A	N/A	N/A	N/A	No	No	0	0	0	0	No	No	No	No	No	No	No
B22128	AC Water & Sewer Group 1042 (SS)	N/A	N/A	N/A	N/A	N/A	No	No	0	0	0	0	No	No	No	No	No	No	No
B23059	Sewer and AC Water Group 812 (P)	N/A	N/A	N/A	N/A	N/A	No	No	0	0	0	0	No	No	No	No	No	No	No
B24002	Clairemont Mesa East Improv 2 (BL)(VZ)	N/A	N/A	N/A	N/A	N/A	No	No	0	0	0	0	No	No	No	No	No	No	No
B23143	Eastgate Mall AC Replacement	N/A	N/A	N/A	N/A	N/A	No	No	0	0	0	0	No	No	No	No	No	No	No

B24060	College Area Swr & AC Wtr Main Repl (P)	N/A	N/A	N/A	N/A	N/A	No	No	0	0	0	0	No	No	No	No	No	No	No
B24073	Mission Center Canyon A (P)	N/A	N/A	N/A	N/A	N/A	No	No	0	0	0	0	No	No	No	No	No	No	No
B24064	Dagget St & Red Rock Dr Paving	N/A	N/A	N/A	N/A	N/A	No	No	0	0	0	0	No	No	No	No	No	No	No
B21031	Rolando Improv 2 (S)	N/A	N/A	N/A	N/A	N/A	No	No	0	0	0	0	No	No	No	No	No	No	No
B21033	Rolando Improv 2 (W)	N/A	N/A	N/A	N/A	N/A	No	No	0	0	0	0	No	No	No	No	No	No	No
B24043	Citywide Referral Rehab 1 (S)	N/A	N/A	N/A	N/A	N/A	No	No	0	0	0	0	No	No	No	No	No	No	No
B24072	Guy St Water Main Replacement	N/A	N/A	N/A	N/A	N/A	No	No	0	0	0	0	No	No	No	No	No	No	No
B24062	Clairemont Mesa E Improv 1 (P)	N/A	N/A	N/A	N/A	N/A	No	No	0	0	0	0	No	No	No	No	No	No	No
B24074	AC Water & Sewer Group 1056 (P)	N/A	N/A	N/A	N/A	N/A	No	No	0	0	0	0	No	No	No	No	No	No	No
B24061	Sewer & AC Water Group 765A (P)	N/A	N/A	N/A	N/A	N/A	No	No	0	0	0	0	No	No	No	No	No	No	No
B24076	AC Water & Sewer Group Job 1023B (P)	N/A	N/A	N/A	N/A	N/A	No	No	0	0	0	0	No	No	No	No	No	No	No
B24114	Bay Terraces Improv 1 (P)	N/A	N/A	N/A	N/A	N/A	No	No	0	0	0	0	No	No	No	No	No	No	No
B24091	AC Water & Sewer Group 1050 (P)	N/A	N/A	N/A	N/A	N/A	No	No	0	0	0	0	No	No	No	No	No	No	No
B25002	AC Overlay Group 2502	N/A	N/A	N/A	N/A	N/A	No	No	0	0	0	0	No	No	No	No	No	No	No
B24077	Scripps Ranch Improv 1 (P)	N/A	N/A	N/A	N/A	N/A	No	No	0	0	0	0	No	No	No	No	No	No	No
B24063	AC Water & Sewer Group 1053 (P)	N/A	N/A	N/A	N/A	N/A	No	No	0	0	0	0	No	No	No	No	No	No	No
B24116	Morena Improv 1 (P)	N/A	N/A	N/A	N/A	N/A	No	No	0	0	0	0	No	No	No	No	No	No	No
B24134	Rancho Penasquitos Improv 2 (P)	N/A	N/A	N/A	N/A	N/A	No	No	0	0	0	0	No	No	No	No	No	No	No
B24136	Rancho Penasquitos Improv 1 (P)	N/A	N/A	N/A	N/A	N/A	No	No	0	0	0	0	No	No	No	No	No	No	No
B25013	Clairemont Mesa East Improv 2 (P)	N/A	N/A	N/A	N/A	N/A	No	No	0	0	0	0	No	No	No	No	No	No	No
B25012	Bay Ho Improv 2 (P)	N/A	N/A	N/A	N/A	N/A	No	No	0	0	0	0	No	No	No	No	No	No	No
B25031	Citywide Referral MH Rehab 1	N/A	N/A	N/A	N/A	N/A	No	No	0	0	0	0	No	No	No	No	No	No	No
B25077	Encanto Improv 1 (P)	N/A	N/A	N/A	N/A	N/A	No	No	0	0	0	0	No	No	No	No	No	No	No
B25075	San Carlos Water Pipeline	N/A	N/A	N/A	N/A	N/A	No	No	0	0	0	0	No	No	No	No	No	No	No
B25074	Madrone Ave Pipe Replacement	N/A	N/A	N/A	N/A	N/A	No	No	0	0	0	0	No	No	No	No	No	No	No
B25082	Guy St Water Main Replacement (P)	N/A	N/A	N/A	N/A	N/A	No	No	0	0	0	0	No	No	No	No	No	No	No
B25084	Sewer & AC Water Group 793A (P)	N/A	N/A	N/A	N/A	N/A	No	No	0	0	0	0	No	No	No	No	Yes	No	No
B25093	Water Group 952 (P)	N/A	N/A	N/A	N/A	N/A	No	No	0	0	0	0	No	No	No	No	No	No	No
B26016	Redwood Village/Rolando Park Improv 1(P)	N/A	N/A	N/A	N/A	N/A	No	No	0	0	0	0	No	No	No	No	No	No	No
B00431	MISSION CTR CNYN A SMR	N/A	N/A	N/A	N/A	N/A	No	No	0	0	0	0	No	No	No	No	No	No	No
B17141	Balboa Park Pipeline Repl Ph III (W)	N/A	N/A	N/A	N/A	N/A	No	No	0	0	0	0	No	No	No	No	No	No	No
B17134	Balboa Park Pipeline Repl Ph III (S)	N/A	N/A	N/A	N/A	N/A	No	No	0	0	0	0	No	No	No	No	No	No	No
B20024	Paradise Hills Improv 1 (S)	N/A	N/A	N/A	N/A	N/A	No	No	0	0	0	0	No	No	No	No	No	No	No

B20025	Paradise Hills Improv 1 (W)	N/A	N/A	N/A	N/A	N/A	No	No	0	0	0	0	No	No	No	No	No	No	No
B22141	Balboa Park Pipeline Repl Ph III (P)	N/A	N/A	N/A	N/A	N/A	No	No	0	0	0	0	No	No	No	No	No	No	No
B24028	Paradise Hills Improv 1 (P)	N/A	N/A	N/A	N/A	N/A	No	No	0	0	0	0	No	No	No	No	No	No	No
B25052	AC Overlay Group 2514	N/A	N/A	N/A	N/A	N/A	No	No	0	0	0	0	No	No	No	No	No	No	No
B13011	Sewer & Water GJ Crown Pt s La Playa (W)	N/A	N/A	N/A	N/A	N/A	No	No	0	0	0	0	No	No	No	No	No	No	No
B10210	Sewer & Water GJ Crown Pt s La Playa (S)	N/A	N/A	N/A	N/A	N/A	No	No	0	0	0	0	No	No	No	No	No	No	No
B00388	Sewer and AC Water GJ 778 (S)	N/A	N/A	N/A	N/A	N/A	No	No	0	0	0	0	No	No	No	No	No	No	No
B15069	Sewer and AC Water GJ 778 (W)	N/A	N/A	N/A	N/A	N/A	No	No	0	0	0	0	No	No	No	No	No	No	No
B22115	Asphalt Resurfacing Group 1901 (SS)	N/A	N/A	N/A	N/A	N/A	No	No	0	0	0	0	No	No	No	No	No	No	No
B18134	Asphalt Resurfacing Group 1901	N/A	N/A	N/A	N/A	N/A	No	No	0	0	0	0	No	No	No	No	No	No	No
B22072	Midway District Improv 2 (W)	N/A	N/A	N/A	N/A	N/A	No	No	0	0	0	0	No	No	No	No	No	No	No
B22073	Midway District Improv 2 (S)	N/A	N/A	N/A	N/A	N/A	No	No	0	0	0	0	No	No	No	No	No	No	No
B22109	Sewer & Water GJ Crown Pt s La Playa (P)	N/A	N/A	N/A	N/A	N/A	No	No	0	0	0	0	No	No	No	No	No	No	No
B21123	Sewer and AC Water GJ 778 (BL)	N/A	N/A	N/A	N/A	N/A	No	No	0	0	0	0	No	No	No	No	No	No	No
B23060	Sewer and AC Water GJ 778 (P)	N/A	N/A	N/A	N/A	N/A	No	No	0	0	0	0	No	No	No	No	No	No	No
B24138	Crown Point West (P)	N/A	N/A	N/A	N/A	N/A	No	No	0	0	0	0	No	No	No	No	No	No	No
B25073	Cast Iron Pipeline Replacement 1 (W)	N/A	N/A	N/A	N/A	N/A	No	No	0	0	0	0	No	No	No	No	No	No	No
B26023	FY25 Curb Ramp Improvement Group 5	N/A	N/A	N/A	N/A	N/A	No	No	0	0	0	0	No	No	No	No	No	No	No
B00403	Sewer and AC Water Group 807 (S)	N/A	N/A	N/A	N/A	N/A	No	No	0	0	0	0	No	No	No	No	No	No	No
S12015	PACIFIC BEACH PIPELINE SOUTH (W)	N/A	N/A	N/A	N/A	N/A	No	No	0	0	0	0	No	No	No	No	No	No	No
B00387	Sewer & AC Water Group Job 776 (S)	N/A	N/A	N/A	N/A	N/A	No	No	0	0	0	0	No	No	No	No	No	No	No
B12117	PACIFIC BEACH PIPELINE SOUTH (S)	N/A	N/A	N/A	N/A	N/A	No	No	0	0	0	0	No	No	No	No	No	No	No
B13197	Sewer & AC Water Group 776 (W)	N/A	N/A	N/A	N/A	N/A	No	No	0	0	0	0	No	No	No	No	No	No	No
B13232	Sewer Group 836	N/A	N/A	N/A	N/A	N/A	No	No	0	0	0	0	No	No	No	No	No	No	No
B14125	Pipeline Rehabilitation AF1	N/A	N/A	N/A	N/A	N/A	No	No	0	0	0	0	No	No	No	No	No	No	No
B15078	AC Water & Sewer Group 1014 (W)	N/A	N/A	N/A	N/A	N/A	No	No	0	0	0	0	No	No	No	No	No	No	No
B15079	AC Water & Sewer Group 1014 (S)	N/A	N/A	N/A	N/A	N/A	No	No	0	0	0	0	No	No	No	No	No	No	No
B15001	AC Water & Sewer Group 1026 (W)	N/A	N/A	N/A	N/A	N/A	No	No	0	0	0	0	No	No	No	No	No	No	No
S15019	Alvarado Trunk Sewer Phase IV	N/A	N/A	N/A	N/A	N/A	No	No	0	0	0	0	No	No	No	No	No	No	No
B15100	Serra Mesa Storm Drain & GI (GI)	N/A	N/A	N/A	N/A	N/A	No	No	0	0	0	0	No	No	No	No	No	No	No
B15099	Serra Mesa Storm Drain & GI (SD)	N/A	N/A	N/A	N/A	N/A	No	No	0	0	0	0	No	No	No	No	No	No	No
B00434	SEWER GROUP 828	N/A	N/A	N/A	N/A	N/A	No	No	0	0	0	0	No	No	No	No	No	No	No
B16034	Sewer Group 776A	N/A	N/A	N/A	N/A	N/A	No	No	0	0	0	0	No	No	No	No	No	No	No

B16087	Sewer and AC Water Group 807 (W)	N/A	N/A	N/A	N/A	N/A	No	No	0	0	0	0	No	No	No	No	No	No	No
B16056	Mira Mesa Trunk Sewer Improvement	N/A	N/A	N/A	N/A	N/A	No	No	0	0	0	0	No	No	No	No	No	No	No
B15002	AC Water & Sewer Group 1026 (S)	N/A	N/A	N/A	N/A	N/A	No	No	0	0	0	0	No	No	No	No	No	No	No
B15134	16-in & Larger CI WS Main Repl Grp A (W)	N/A	N/A	N/A	N/A	N/A	No	No	0	0	0	0	No	No	No	No	No	No	No
B17133	Balboa Park Pipeline Repl Ph II (S)	N/A	N/A	N/A	N/A	N/A	No	No	0	0	0	0	No	No	No	No	No	No	No
B17140	Balboa Park Pipeline Repl Phase II (W)	N/A	N/A	N/A	N/A	N/A	No	No	0	0	0	0	No	No	No	No	No	No	No
B17059	16-in & Larger CI WS Main Repl Grp A (S)	N/A	N/A	N/A	N/A	N/A	No	No	0	0	0	0	No	No	No	No	No	No	No
B16155	Storm Drain Group 828	N/A	N/A	N/A	N/A	N/A	No	No	0	0	0	0	No	No	No	No	No	No	No
B17104	Sewer and AC Water Group 1032 (S)	N/A	N/A	N/A	N/A	N/A	No	No	0	0	0	0	No	No	No	No	No	No	No
B17116	Sewer and AC Water Group 763 (W)	N/A	N/A	N/A	N/A	N/A	No	No	0	0	0	0	No	No	No	No	No	No	No
B00374	Sewer & AC Water Group 763 (S)	N/A	N/A	N/A	N/A	N/A	No	No	0	0	0	0	No	No	No	No	No	No	No
B17170	Mission Beach Water & Sewer Repl (S)	N/A	N/A	N/A	N/A	N/A	No	No	0	0	0	0	No	No	No	No	No	No	No
B17169	Mission Beach Water & Sewer Repl (W)	N/A	N/A	N/A	N/A	N/A	No	No	0	0	0	0	No	No	No	No	No	No	No
B17105	Sewer and AC Water Group 1032 (W)	N/A	N/A	N/A	N/A	N/A	No	No	0	0	0	0	No	No	No	No	No	No	No
B16144	Sewer & AC Water Crown Point West (W)	N/A	N/A	N/A	N/A	N/A	No	No	0	0	0	0	No	No	No	No	No	No	No
B16145	Sewer & AC Water Crown Point West (S)	N/A	N/A	N/A	N/A	N/A	No	No	0	0	0	0	No	No	No	No	No	No	No
B18068	AC Water & Sewer Group 1040 (W)	N/A	N/A	N/A	N/A	N/A	No	No	0	0	0	0	No	No	No	No	No	No	No
B18066	AC Water & Sewer Group 1040 (S)	N/A	N/A	N/A	N/A	N/A	No	No	0	0	0	0	No	No	No	No	No	No	No
B17189	Sewer Group 843	N/A	N/A	N/A	N/A	N/A	No	No	0	0	0	0	No	No	No	No	No	No	No
B17150	Pipeline Rehabilitation AR-1	N/A	N/A	N/A	N/A	N/A	No	No	0	0	0	0	No	No	No	No	No	No	No
B18104	Alvarado TS Water Main Relocations	N/A	N/A	N/A	N/A	N/A	No	No	0	0	0	0	No	No	No	No	No	No	No
B18096	AC Water & Sewer Group 1052 (S)	N/A	N/A	N/A	N/A	N/A	No	No	0	0	0	0	No	No	No	No	No	No	No
B18092	AC Water & Sewer Group 1052 (W)	N/A	N/A	N/A	N/A	N/A	No	No	0	0	0	0	No	No	No	No	No	No	No
B18123	AC Water & Sewer Group 1036 (S)	N/A	N/A	N/A	N/A	N/A	No	No	0	0	0	0	No	No	No	No	No	No	No
B18121	AC Water & Sewer Group 1036 (W)	N/A	N/A	N/A	N/A	N/A	No	No	0	0	0	0	No	No	No	No	No	No	No
B19105	La Jolla Improv 2 (S)	N/A	N/A	N/A	N/A	N/A	No	No	0	0	0	0	No	No	No	No	No	No	No
B19120	La Jolla Improv 1 (W)	N/A	N/A	N/A	N/A	N/A	No	No	0	0	0	0	No	No	No	No	No	No	No
B19135	Lake Murray Improv 2 (W)	N/A	N/A	N/A	N/A	N/A	No	No	0	0	0	0	No	No	No	No	No	No	No
B19064	Accelerated Sewer Referral Group 852	N/A	N/A	N/A	N/A	N/A	No	No	0	0	0	0	No	No	No	No	No	No	No
B19117	La Jolla Improv 2 (W)	N/A	N/A	N/A	N/A	N/A	No	No	0	0	0	0	No	No	No	No	No	No	No
B19140	Lake Murray Improv 2 (S)	N/A	N/A	N/A	N/A	N/A	No	No	0	0	0	0	No	No	No	No	No	No	No
B19194	Redwood Village/Rolando Park Improv 2(W)	N/A	N/A	N/A	N/A	N/A	No	No	0	0	0	0	No	No	No	No	No	No	No
B19196	Mission Valley West Improv 1 (W)	N/A	N/A	N/A	N/A	N/A	No	No	0	0	0	0	No	No	No	No	No	No	No

B19206	Mission Valley West Improv 1 (S)	N/A	N/A	N/A	N/A	N/A	No	No	0	0	0	0	No	No	No	No	No	No	No
B20023	La Jolla Improv 3 (W)	N/A	N/A	N/A	N/A	N/A	No	No	0	0	0	0	No	No	No	No	No	No	No
B20039	Chollas Creek Improv 1 (W)	N/A	N/A	N/A	N/A	N/A	No	No	0	0	0	0	No	No	No	No	No	No	No
B20038	Chollas Creek Improv 1 (S)	N/A	N/A	N/A	N/A	N/A	No	No	0	0	0	0	No	No	No	No	No	No	No
B20043	Clairemont Mesa East Improv 3 (W)	N/A	N/A	N/A	N/A	N/A	No	No	0	0	0	0	No	No	No	No	No	No	No
B20026	Clairemont Mesa East Improv 3 (S)	N/A	N/A	N/A	N/A	N/A	No	No	0	0	0	0	No	No	No	No	No	No	No
B15030	Redwood Village Standpipe Main Replcm.	N/A	N/A	N/A	N/A	N/A	No	No	0	0	0	0	No	No	No	No	No	No	No
B20099	Allied Gardens Improv 3 (P)	N/A	N/A	N/A	N/A	N/A	No	No	0	0	0	0	No	No	No	No	No	No	No
B20100	Allied Gardens Improve 3 (W)	N/A	N/A	N/A	N/A	N/A	No	No	0	0	0	0	No	No	No	No	No	No	No
B20101	Allied Gardens Improve 3 (S)	N/A	N/A	N/A	N/A	N/A	No	No	0	0	0	0	No	No	No	No	No	No	No
B21090	Asphalt Overlay Group 2111	N/A	N/A	N/A	N/A	N/A	No	No	0	0	0	0	No	No	No	No	No	No	No
B21075	Valencia Park Improv 3 (s)	N/A	N/A	N/A	N/A	N/A	No	No	0	0	0	0	No	No	No	No	No	No	No
B18039	Wightman-Ogden to Shiloh Sidewalk	N/A	N/A	N/A	N/A	N/A	No	No	0	0	0	0	No	No	No	No	No	No	No
B21091	AC Water & Sewer Group 1026 Urgent (P)	N/A	N/A	N/A	N/A	N/A	No	No	0	0	0	0	No	No	No	No	No	No	No
B21085	16-in & Larger CI WS Main Repl Grp A (P)	N/A	N/A	N/A	N/A	N/A	No	No	0	0	0	0	No	No	No	No	No	No	No
B21149	Sewer and AC Water Group 807 (P)	N/A	N/A	N/A	N/A	N/A	No	No	0	0	0	0	No	No	No	No	No	No	No
B22007	Encanto Improv 3 (S)	N/A	N/A	N/A	N/A	N/A	No	No	0	0	0	0	No	No	No	No	No	No	No
B22008	Chollas View Improv 1 (S)	N/A	N/A	N/A	N/A	N/A	No	No	0	0	0	0	No	No	No	No	No	No	No
B22011	Jamacha Lomita Improv 1 (S)	N/A	N/A	N/A	N/A	N/A	No	No	0	0	0	0	No	No	No	No	No	No	No
B22021	North Park Improv 2 (W)	N/A	N/A	N/A	N/A	N/A	No	No	0	0	0	0	No	No	No	No	No	No	No
B22020	Fairmount Park Improv 1 (W)	N/A	N/A	N/A	N/A	N/A	No	No	0	0	0	0	No	No	No	No	No	No	No
B22006	Skyline Improv 1 (S)	N/A	N/A	N/A	N/A	N/A	No	No	0	0	0	0	No	No	No	No	No	No	No
B21144	Pacific Beach Pipeline South (BL)	N/A	N/A	N/A	N/A	N/A	No	No	0	0	0	0	No	No	No	No	No	No	No
B21042	Pacific Beach Pipeline South Paving	N/A	N/A	N/A	N/A	N/A	No	No	0	0	0	0	No	No	No	No	No	No	No
B20071	Egger Highland Improvements 1 (S)	N/A	N/A	N/A	N/A	N/A	No	No	0	0	0	0	No	No	No	No	No	No	No
B22117	Asphalt Overlay Group 2111 (SS)	N/A	N/A	N/A	N/A	N/A	No	No	0	0	0	0	No	No	No	No	No	No	No
B15104	Green Infrastructure Group 1014	N/A	N/A	N/A	N/A	N/A	No	No	0	0	0	0	No	No	No	No	No	No	No
B20042	Corridor Improv 2 (S)	N/A	N/A	N/A	N/A	N/A	No	No	0	0	0	0	No	No	No	No	No	No	No
B20044	Corridor Improv 2 (W)	N/A	N/A	N/A	N/A	N/A	No	No	0	0	0	0	No	No	No	No	No	No	No
B22153	2870 Mobley St SD Replacement	N/A	N/A	N/A	N/A	N/A	No	No	0	0	0	0	No	No	No	No	No	No	No
B22140	Balboa Park Pipeline Repl Ph II (P)	N/A	N/A	N/A	N/A	N/A	No	No	0	0	0	0	No	No	No	No	No	No	No
B21028	College East Improv 1 (S)	N/A	N/A	N/A	N/A	N/A	No	No	0	0	0	0	No	No	No	No	No	No	No
B21029	College East Improv 1 (W)	N/A	N/A	N/A	N/A	N/A	No	No	0	0	0	0	No	No	No	No	No	No	No

B22082	Block 251(South Mission)Rd Imp UU977(CS)	N/A	N/A	N/A	N/A	N/A	No	No	0	0	0	0	No	No	No	No	No	No	No
B19134	Bay Ho Improv 3 (W)	N/A	N/A	N/A	N/A	N/A	No	No	0	0	0	0	No	No	No	No	No	No	No
B19136	Bay Ho Improv 3 (S)	N/A	N/A	N/A	N/A	N/A	No	No	0	0	0	0	No	No	No	No	No	No	No
B23037	Pacific Beach Improv 2 (S)	N/A	N/A	N/A	N/A	N/A	No	No	0	0	0	0	No	No	No	No	No	No	No
B23038	Pacific Beach Improv 2 (W)	N/A	N/A	N/A	N/A	N/A	No	No	0	0	0	0	No	No	No	No	No	No	No
B23017	Balboa Park Pipeline Repl (BL)	N/A	N/A	N/A	N/A	N/A	No	No	0	0	0	0	No	No	No	No	No	No	No
B22092	Roseville/Fleet Ridge Improv 1 (W)	N/A	N/A	N/A	N/A	N/A	No	No	0	0	0	0	No	No	No	No	No	No	No
B22097	Roseville/Fleet Ridge Improv 1 (S)	N/A	N/A	N/A	N/A	N/A	No	No	0	0	0	0	No	No	No	No	No	No	No
B23094	AC Water & Sewer Group 1036 (P)	N/A	N/A	N/A	N/A	TBD	No	No	0	0	0	0	No	No	No	No	No	No	No
B23113	Sewer and AC Water Group 763 (P)	N/A	N/A	N/A	N/A	N/A	No	No	0	0	0	0	No	No	No	No	No	No	No
B22144	Sewer and AC Water Group 1032 (SS)	N/A	N/A	N/A	N/A	N/A	No	No	0	0	0	0	No	No	No	No	No	No	No
B23087	Sewer Group 836 (P)	N/A	N/A	N/A	N/A	N/A	No	No	0	0	0	0	No	No	No	No	No	No	No
B23093	Sewer Group Job 843 (P)	N/A	N/A	N/A	N/A	N/A	No	No	0	0	0	0	No	No	No	No	No	No	No
B21081	Azalea Hollywood Park Improvements 1 (w)	N/A	N/A	N/A	N/A	N/A	No	No	0	0	0	0	No	No	No	No	No	No	No
B24000	Lake Murray Improv 2 (BL)	N/A	N/A	N/A	N/A	N/A	No	No	0	0	0	0	No	No	No	No	No	No	No
B22026	Talmadge Improv 1 (W)	N/A	N/A	N/A	N/A	N/A	No	No	0	0	0	0	No	No	No	No	No	No	No
B22023	Oak Park Improv 2 (W)	N/A	N/A	N/A	N/A	N/A	No	No	0	0	0	0	No	No	No	No	No	No	No
B22134	Asphalt Overlay 2200 (SS)	N/A	N/A	N/A	N/A	N/A	No	No	0	0	0	0	No	No	No	No	No	No	No
B23130	AC Overlay Group 2301	N/A	N/A	N/A	N/A	N/A	No	No	0	0	0	0	No	No	No	No	No	No	No
B23131	AC Overlay Group 2302	N/A	N/A	N/A	N/A	N/A	No	No	0	0	0	0	No	No	No	No	No	No	No
B22043	Adams North Improv 1 (S)	N/A	N/A	N/A	N/A	N/A	No	No	0	0	0	0	No	No	No	No	No	No	No
B22044	Adams North Improv 1 (W)	N/A	N/A	N/A	N/A	N/A	No	No	0	0	0	0	No	No	No	No	No	No	No
B24004	AC Overlay Group 2306	N/A	N/A	N/A	N/A	N/A	No	No	0	0	0	0	No	No	No	No	No	No	No
B24003	AC Overlay Group 2305	N/A	N/A	N/A	N/A	N/A	No	No	0	0	0	0	No	No	No	No	No	No	No
B24013	AC Overlay Group 2403	N/A	N/A	N/A	N/A	N/A	No	No	0	0	0	0	No	No	No	No	No	No	No
B24088	Sewer & AC Water Group 764B (S)	N/A	N/A	N/A	N/A	N/A	No	No	0	0	0	0	No	No	No	No	No	No	No
B24089	Sewer & AC Water Group 764B (W)	N/A	N/A	N/A	N/A	N/A	No	No	0	0	0	0	No	No	No	No	No	No	No
B24011	AC Overlay Group 2401	N/A	N/A	N/A	N/A	N/A	No	No	0	0	0	0	No	No	No	No	No	No	No
B23156	AC Overlay Group 2303	N/A	N/A	N/A	N/A	N/A	No	No	0	0	0	0	No	No	No	No	No	No	No
B23157	AC Overlay Group 2304	N/A	N/A	N/A	N/A	N/A	No	No	0	0	0	0	No	No	No	No	No	No	No
B24012	AC Overlay Group 2402	N/A	N/A	N/A	N/A	N/A	No	No	0	0	0	0	No	No	No	No	No	No	No
B24054	Mission Valley West Improv 2 (S)	N/A	N/A	N/A	N/A	N/A	No	No	0	0	0	0	No	No	No	No	No	No	No
B24126	Crown Point Ingraham UU854 (CS)	N/A	N/A	N/A	N/A	N/A	No	No	0	0	0	0	No	No	No	No	No	No	No

B24047	Citywide Referral Replace 3 (S)	N/A	N/A	N/A	N/A	N/A	No	No	0	0	0	0	No	No	No	No	No	No	No
B25004	AC Overlay Group 2504	N/A	N/A	N/A	N/A	N/A	No	No	0	0	0	0	No	No	No	No	No	No	No
B24148	AC Overlay Group 2404	N/A	N/A	N/A	N/A	N/A	No	No	0	0	0	0	No	No	No	No	No	No	No
B24149	AC Overlay Group 2405	N/A	N/A	N/A	N/A	N/A	No	No	0	0	0	0	No	No	No	No	No	No	No
B25001	AC Overlay Group 2501	N/A	N/A	N/A	N/A	N/A	No	No	0	0	0	0	No	No	No	No	No	No	No
B24147	AC Overlay Group 2406	N/A	N/A	N/A	N/A	N/A	No	No	0	0	0	0	No	No	No	No	No	No	No
B24045	Citywide Referral Replace 2 (S)	N/A	N/A	N/A	N/A	N/A	No	No	0	0	0	0	No	No	No	No	No	No	No
B25018	Clairemont Mesa East Improv 3 (P)	N/A	N/A	N/A	N/A	N/A	No	No	0	0	0	0	No	No	No	No	No	No	No
B24098	Clairemont Mesa East Improv 5 (S)	N/A	N/A	N/A	N/A	N/A	No	No	0	0	0	0	No	No	No	No	No	No	No
B25048	AC Overlay Group 2510	N/A	N/A	N/A	N/A	N/A	No	No	0	0	0	0	No	No	No	No	No	No	No
B24137	Roswell Street Overlay	N/A	N/A	N/A	N/A	N/A	No	No	0	0	0	0	No	No	No	No	No	No	No
B25071	Redwood Village Standpipe Repl (P)	N/A	N/A	N/A	N/A	N/A	No	No	0	0	0	0	No	No	No	No	No	No	No
B25070	Lake Murray Improv 2 (P)	N/A	N/A	N/A	N/A	N/A	No	No	0	0	0	0	No	No	No	No	No	No	No
B25076	La Jolla Improv 2 (P)	N/A	N/A	N/A	N/A	N/A	No	No	0	0	0	0	No	No	No	No	No	No	No
B25072	La Jolla Improv 1 (P)	N/A	N/A	N/A	N/A	N/A	No	No	0	0	0	0	No	No	No	No	No	No	No
B25081	AC Water & Sewer Group 1052 (P)	N/A	N/A	N/A	N/A	N/A	No	No	0	0	0	0	No	No	No	No	No	No	No
B25080	Citywide Referral Rehab 4 (S)	N/A	N/A	N/A	N/A	N/A	No	No	0	0	0	0	No	No	No	No	No	No	No
B26014	Corridor Improv 2 (P)	N/A	N/A	N/A	N/A	N/A	No	No	0	0	0	0	No	No	No	No	No	No	No
B25088	Allied Gardens Improv 3 (BL)	N/A	N/A	N/A	N/A	N/A	No	No	0	0	0	0	No	No	No	No	No	No	No
B26013	Soledad Ave Water Main Replacement	N/A	N/A	N/A	N/A	N/A	No	No	0	0	0	0	No	No	No	No	No	No	No
B26030	La Jolla Improv 2 (BL)	N/A	N/A	N/A	N/A	N/A	No	No	0	0	0	0	No	No	No	No	No	No	No
B26017	Redwood Village/Rolando Park Improv 2(P)	N/A	N/A	N/A	N/A	N/A	No	No	0	0	0	0	No	No	No	No	No	No	No
B26051	Bay Ho Improv 3 (P)	N/A	N/A	N/A	N/A	N/A	No	No	0	0	0	0	No	No	No	No	No	No	No
S11024	Miramar Clearwell Improvements	N/A	Photovoltaic (PV) System	Local Water Supply	N/A	N/A	No	No	0	0	0	0	No	No	No	No	No	No	No
B20015	Miramar Valves Replacement	N/A	N/A	N/A	N/A	N/A	No	No	0	0	0	0	No	No	No	No	No	No	No
S11021	University Ave Pipeline Replacement	N/A	N/A	N/A	N/A	N/A	No	No	0	0	0	0	No	No	No	No	No	No	No
B18013	AC Water Group 1039	N/A	N/A	N/A	N/A	N/A	No	No	0	0	0	0	No	No	No	No	No	No	No
B00433	Mission Center Canyon C Swr	N/A	N/A	N/A	N/A	N/A	No	No	0	0	0	0	No	No	No	No	No	No	No
B20002	STORM WATER DIVERSION AT THE SBWRP	N/A	N/A	N/A	N/A	N/A	No	No	0	0	0	0	No	No	No	No	No	No	No
B19066	SBWRP Variable Frequency Drive Repl	N/A	N/A	N/A	N/A	No	No	No	0	0	0	0	No	No	No	No	No	No	No
B19138	Sewer Group 1039	N/A	N/A	N/A	N/A	N/A	No	No	0	0	0	0	No	No	No	No	No	No	No
B20137	PLWTP Scum Injection Concentrators Impro	N/A	N/A	N/A	N/A	N/A	No	No	0	0	0	0	No	No	No	No	No	No	No
B22032	PQPS VFD Replacement Project	N/A	N/A	N/A	N/A	N/A	No	No	0	0	0	0	No	No	No	No	No	No	No

B22035	PQPS Gas Sensor Replacement	N/A	N/A	N/A	N/A	N/A	No	No	0	0	0	0	No	No	No	No	No	No	No
B23083	Cabrillo Palisades 600 Rezoning	N/A	N/A	N/A	N/A	N/A	No	No	0	0	0	0	No	No	No	No	No	No	No
21005611	Blk Mtn Reservoir Basin No. 2 Repair	N/A	N/A	N/A	N/A	N/A	No	No	0	0	0	0	No	No	No	No	No	No	No
S24000	Alvarado WTP Filter Gallery Piping Repl	N/A	N/A	Local Water Supply	N/A	N/A	No	No	0	0	0	0	No	No	No	No	No	No	No
B23051	Alvarado WTP Chemical Piping Repl	N/A	N/A	N/A	N/A	N/A	No	No	0	0	0	0	No	No	No	No	No	No	No
B26009	PLWTP North Effluent Outfall Connection	N/A	N/A	N/A	N/A	N/A	No	No	0	0	0	0	No	No	No	No	No	No	No
30008048	Pump Station 64 Starter Upgrade Phase II	N/A	N/A	N/A	N/A	N/A	No	No	0	0	0	0	No	No	No	No	No	No	No
S11026	Montezuma PPL/Mid City Pipeline Ph 2	N/A	N/A	N/A	N/A	N/A	No	No	0	0	0	0	No	No	No	No	No	No	No
S12016	Otay 1st/2nd PPL West of Highland Avenue	N/A	N/A	N/A	N/A	N/A	No	No	0	0	0	0	No	No	No	No	No	No	No
B16023	Remaining Small Diameter CI Water Ph2	N/A	N/A	N/A	N/A	N/A	No	No	0	0	0	0	No	No	No	No	No	No	No
B17005	Murphy Canyon Trunk Sewer Repair/Rehab	N/A	N/A	N/A	N/A	N/A	No	No	0	0	0	0	No	No	No	No	No	No	No
B17091	Remaining Small Diameter CI Water Ph 3	N/A	N/A	N/A	N/A	N/A	No	No	0	0	0	0	No	No	No	No	No	No	No
B16165	MBC Cooling Water System Chiller Upgrade	N/A	N/A	N/A	N/A	N/A	No	No	0	0	0	0	No	No	No	No	No	No	No
B16017	Pressure Reducing Stations Upgrades Phs1	N/A	N/A	N/A	N/A	N/A	No	No	0	0	0	0	No	No	No	No	No	No	No
B16158	Otay 2nd Pipeline Phase 3	N/A	N/A	N/A	N/A	N/A	No	No	0	0	0	0	No	No	No	No	No	No	No
B17152	Torrey Pines Gf-Repr Storm Drain Outfall	N/A	N/A	N/A	CRSD Sea Level Rise	N/A	No	No	0	0	0	0	No	No	No	No	No	No	No
S18006	Harbor Drive Trunk Sewer	N/A	N/A	N/A	N/A	N/A	No	No	0	0	0	0	No	No	No	No	No	No	No
B19197	STORM DRAIN DIVERSION AT THE MBC	N/A	N/A	N/A	N/A	N/A	No	No	0	0	0	0	No	No	No	No	No	No	No
B20123	Gateway Hills Pump Station	N/A	N/A	N/A	N/A	N/A	No	No	0	0	0	0	No	No	No	No	No	No	No
B20121	MBC Gas Detect Syst Replace	N/A	N/A	N/A	N/A	N/A	No	No	0	0	0	0	No	No	No	No	No	No	No
B20122	SBWRP Reverse Osmosis System	N/A	N/A	N/A	N/A	N/A	No	No	0	0	0	0	No	No	No	No	No	No	No
B21108	San Carlos Reservoir Replacement	N/A	N/A	N/A	N/A	N/A	No	No	0	0	0	0	No	No	No	No	No	No	No
B21148	MBC Gallery Pipeline Replacement	N/A	N/A	N/A	N/A	N/A	No	No	0	0	0	0	No	No	No	No	No	No	No
B21124	Otay 1st/2nd PPL West of Highland (P)	N/A	N/A	N/A	N/A	N/A	No	No	0	0	0	0	No	No	No	No	No	No	No
B22143	Remaining Small Diameter CI Water Ph2(P)	N/A	N/A	N/A	N/A	N/A	No	No	0	0	0	0	No	No	No	No	No	No	No
B21130	Alvarado WTP Area 40 Sludge PS	N/A	N/A	N/A	N/A	N/A	No	No	0	0	0	0	No	No	No	No	No	No	No
B23075	Miramar Valve No2 Replacement	N/A	N/A	N/A	N/A	N/A	No	No	0	0	0	0	No	No	No	No	No	No	No
B24001	Montezuma PPL/Mid-City Pipeline Ph 2 (P)	N/A	N/A	N/A	N/A	N/A	No	No	0	0	0	0	No	No	No	No	No	No	No
B21050	Paradise Mesa Standpipe Replacement	N/A	N/A	N/A	N/A	N/A	No	No	0	0	2	2	No	Yes	No	No	No	No	No
S10008	El Monte Pipeline No. 2	N/A	N/A	N/A	N/A	N/A	No	No	0	0	0	0	No	No	No	No	No	No	No
B21084	Otay 2nd Pipeline Phase 1 (P)	N/A	N/A	N/A	N/A	N/A	No	No	0	0	0	0	No	No	No	No	No	No	No
B23050	Pressure Reducing Stations Upgrades 2A	N/A	N/A	N/A	N/A	N/A	No	No	0	0	0	0	No	No	No	No	No	No	No
B25065	PLWTP Headworks	N/A	N/A	N/A	N/A	N/A	No	No	0	0	0	0	No	No	No	No	No	No	No

B11024	La Jolla Country Club Reservoir	N/A	N/A	N/A	N/A	n/a	No	No	0	0	0	0	No	No	No	No	No	No	No
B14092	Otay 2nd Pipeline Phase 1	N/A	N/A	N/A	N/A	N/A	No	No	0	0	0	0	No	No	No	No	No	No	No
B11072	Soledad Pump Station Upgrade	N/A	N/A	N/A	N/A	N/A	No	No	0	0	0	0	No	No	No	No	No	No	No
S20001	Otay 2nd Pipeline Phase 4	N/A	N/A	N/A	N/A	N/A	No	No	0	0	0	0	No	No	No	No	No	No	No
L24000.2	Pump Station 2 Improvement and Modernization	N/A	N/A	N/A	N/A	No	No	No	0	0	0	0	No	No	No	No	No	No	No
B21067	Dams & Reservoirs Security Improvements	N/A	N/A	N/A	N/A	N/A	No	No	0	0	0	0	No	No	No	No	No	No	No
B16093	Clairemont Mesa SD Repl (Southeast)	N/A	N/A	N/A	N/A	N/A	No	No	0	0	0	0	No	No	No	No	No	No	No
S22001	North/South Metro Interceptors Rehab	N/A	N/A	N/A	N/A	N/A	No	No	0	0	0	0	No	No	No	No	No	No	No
B24113	PLWTP Sludge Pump Replacement	N/A	N/A	N/A	N/A	N/A	No	No	0	0	0	0	No	No	No	No	No	No	No
B24124	Pump Station D Outfall Improvements	N/A	N/A	N/A	N/A	CRSD Flooding	No	No	0	0	0	0	No	No	No	No	No	No	No
L24000.1	Pump Station 1 Improvements and Modernization	N/A	N/A	N/A	N/A	N/A	No	No	0	0	0	0	No	No	No	No	No	No	No
S12011	69th & Mohawk Pump Station	N/A	N/A	N/A	N/A	N/A	No	No	0	0	0	0	No	No	No	No	No	No	No
B17082	Lakeside Valve Station Replacement	N/A	Photovoltaic (PV) System	N/A	N/A	N/A	No	No	0	0	0	0	Yes	Yes	No	Yes	No	No	No
B19166	AC Water and Sewer Group 1052A (W)	N/A	N/A	N/A	N/A	N/A	No	No	0	0	0	0	No	No	No	No	No	No	No
B19169	AC Water & Sewer Group 1052A (S)	N/A	N/A	N/A	N/A	N/A	No	No	0	0	0	0	No	No	No	No	No	No	No
21005173	Lower Otay Outlet Tower Repairs	N/A	N/A	N/A	N/A	N/A	No	No	0	0	0	0	No	No	No	No	No	No	No
B21053	Otay WTP Raw Water PS Slope Restoration	N/A	N/A	N/A	N/A	N/A	No	No	0	0	0	0	No	No	No	No	No	No	No
B21109	San Carlos Interconnect Trans Pipeline	N/A	N/A	N/A	N/A	N/A	No	No	0	0	0	0	No	No	No	No	No	No	No
21005326	Barrett Dam Bridge Deck Repairs	N/A	N/A	N/A	N/A	CRSD Flooding	No	No	0	0	0	0	No	No	No	No	No	No	No
S24002	Barret Dam Outlet Bulkhead & Drawdown	N/A	N/A	N/A	N/A	N/A	No	No	0	0	0	0	No	No	No	No	No	No	No
S24003	Lower Otay Dam Outlet Improvements	N/A	N/A	N/A	N/A	N/A	No	No	0	0	0	0	No	No	No	No	No	No	No
B23082	Eagle Ridge PS Replacement	N/A	N/A	N/A	N/A	N/A	No	No	0	0	0	0	No	No	No	No	No	No	No
B24059	AC Water & Sewer Group 1052A (P)	N/A	N/A	N/A	N/A	N/A	No	No	0	0	0	0	No	No	No	No	No	No	No
B24090	North/South Metro Intercep Manhole Rehab	N/A	N/A	N/A	N/A	N/A	No	No	0	0	0	0	No	No	No	No	No	No	No
B24099	San Vicente Pipelines Improvements	N/A	N/A	N/A	N/A	N/A	No	No	0	0	0	0	No	No	No	No	No	No	No
L24004.1	Kearny Mesa Trunk Sewer Phase 1	N/A	N/A	N/A	N/A	N/A	No	No	0	0	0	0	No	No	No	No	No	No	No
30008009	MBC Odor Control Fan Replacement	N/A	N/A	N/A	N/A	N/A	No	No	0	0	0	0	No	No	No	No	No	No	No
21005860	PLWTP Boilers 1-3 Repairs and Controls Upgrade	N/A	N/A	N/A	N/A	N/A	No	No	0	0	0	0	No	No	No	No	No	No	No
B17119	Pump Station D Component Upgrade	N/A	N/A	N/A	N/A	n/a	No	No	0	0	0	0	No	No	No	No	No	Yes	Yes
S12012	Cielo & Woodman Pump Station	N/A	N/A	N/A	N/A	N/A	No	No	0	0	0	0	No	No	No	No	No	Yes	Yes
S21004	Rancho Bernardo Industrial Pump Stn Repl	N/A	N/A	N/A	N/A	N/A	No	No	0	0	0	0	No	No	No	No	No	Yes	Yes
B26012	Hillcrest Improv 5 (W)	N/A	N/A	N/A	N/A	N/A	No	No	0	0	0	0	No	No	No	No	No	No	No
B26011	Hillcrest Improv 5 (S)	N/A	N/A	N/A	N/A	N/A	No	No	0	0	0	0	No	No	No	No	No	No	No

P25000	OB Lifeguard Station Replacement Study	N/A	N/A	N/A	N/A	N/A	No	No	0	0	0	0	No	No	No	No	No	No	No	No
P19007	Airway Road Improvements	N/A	N/A	Tree Canopy	CRSD Flooding	N/A	No	No	0	0	0	0	No	No	No	No	No	No	No	No
P26001	El Cajon/Park/Normal Feasibility Study	N/A	N/A	Tree Canopy	CRSD Heat	N/A	No	No	TBD	TBD	TBD	TBD	No	No	No	No	No	No	No	No
B26056	MYF RWY 10R/28L-TWYs B,F,H,M,D,C Rehab	N/A	N/A	N/A	N/A	3750 John J. Montgomery	No	No	TBD	TBD	TBD	TBD	No	No	No	No	No	No	No	No
B26022	FY25 Curb Ramp Improvement Group 4	N/A	N/A	N/A	N/A	N/A	No	No	0	0	0	0	No	No	No	No	No	No	No	No
B26008	PLWTP GUF Upgrades	N/A	N/A	N/A	N/A	N/A	No	No	TBD	TBD	TBD	TBD	No	No	No	No	No	No	No	No
P19006	Siempre Viva Road Improvements	N/A	N/A	N/A	N/A	N/A	No	No	0	0	0	0	No	No	No	No	No	No	No	No
P25002	Chollas Lake Drainage Study	N/A	N/A	N/A	N/A	N/A	No	No	0	0	0	0	No	No	No	No	No	No	No	No
B19083	Allied Gardens Improv 1 (W)	N/A	N/A	N/A	N/A	N/A	No	No	0	0	0	0	No	No	No	No	No	No	No	No
B19082	Allied Gardens Improv 1 (S)	N/A	N/A	N/A	N/A	N/A	No	No	0	0	0	0	No	No	No	No	No	No	No	No
B19153	College West Improv 2 (S)	N/A	N/A	N/A	N/A	N/A	No	No	0	0	0	0	No	No	No	No	No	No	No	No
B19024	Bay Park Improv1 (S)	N/A	N/A	N/A	N/A	N/A	No	No	0	0	0	0	No	No	No	No	No	No	No	No
B19027	Bay Park Improv 1 (W)	N/A	N/A	N/A	N/A	N/A	No	No	0	0	0	0	No	No	No	No	No	No	No	No
B18194	AC Water & Sewer Group 1057 (S)	N/A	N/A	N/A	N/A	N/A	No	No	0	0	0	0	No	No	No	No	No	No	No	No
B18195	AC Water & Sewer Group 1057 (W)	N/A	N/A	N/A	N/A	N/A	No	No	0	0	0	0	No	No	No	No	No	No	No	No
S21000	Otay 2nd Pipeline St Replacement Ph 5	N/A	N/A	N/A	N/A	N/A	No	No	0	0	0	0	No	No	No	No	No	No	No	No
B23057	La Playa Improv 1 (S)	N/A	N/A	N/A	N/A	N/A	No	No	0	0	0	0	No	No	No	No	No	No	No	No
B23058	La Playa Improv 1 (W)	N/A	N/A	N/A	N/A	N/A	No	No	0	0	0	0	No	No	No	No	No	No	No	No
B23039	Midway District Improv 3 (S)	N/A	N/A	N/A	N/A	N/A	No	No	0	0	0	0	No	No	No	No	No	No	No	No
B24051	Otay Mesa West Improv 1 (S)	N/A	N/A	N/A	N/A	N/A	No	No	0	0	0	0	No	No	No	No	No	No	No	No
B23040	Midway District Improv 3 (W)	N/A	N/A	N/A	N/A	N/A	No	No	0	0	0	0	No	No	No	No	No	No	No	No
B24031	Midtown Improv 1 (S)	N/A	N/A	N/A	N/A	N/A	No	No	0	0	0	0	No	No	No	No	No	No	No	No
B24032	Midtown Improv 1 (W)	N/A	N/A	N/A	N/A	N/A	No	No	0	0	0	0	No	No	No	No	No	No	No	No
B25061	Encanto Improv 3A (S)	N/A	N/A	N/A	N/A	N/A	No	No	0	0	0	0	No	No	No	No	No	No	No	No
B25037	South Park Improv 1 (S)	N/A	N/A	N/A	N/A	N/A	No	No	0	0	0	TBD	No	No	No	No	No	No	No	No
B25038	South Park Improv 1 (W)	N/A	N/A	N/A	N/A	N/A	No	No	0	0	0	TBD	No	No	No	No	No	No	No	No
B17087	Clairemont Mesa Sewer Pipe Replacement	N/A	N/A	N/A	N/A	N/A	No	No	0	0	0	0	No	No	No	No	No	No	No	No
B18089	AC Water & Sewer Group 1049 (W)	N/A	N/A	N/A	N/A	N/A	No	No	0	0	0	0	No	No	No	No	No	No	No	No
B18193	Sewer & AC Water Group 1058 (W)	N/A	N/A	N/A	N/A	N/A	No	No	0	0	0	0	No	No	No	No	No	No	No	No
B18191	Sewer & AC Water Group 1058 (S)	N/A	N/A	N/A	N/A	N/A	No	No	0	0	0	0	No	No	No	No	No	No	No	No
B19033	Hillcrest Improv 1 (S)	N/A	N/A	N/A	N/A	N/A	No	No	0	0	0	0	No	No	No	No	No	No	No	No
B19119	AC Water & Sewer Group 1054A (W)	N/A	N/A	N/A	N/A	N/A	No	No	0	0	0	0	No	No	No	No	No	No	No	No
B19121	AC Water & Sewer Group 1054A (S)	N/A	N/A	N/A	N/A	N/A	No	No	0	0	0	0	No	No	No	No	No	No	No	No

B19034	Hillcrest Improv 1 (W)	N/A	N/A	N/A	N/A	N/A	No	No	0	0	0	0	No	No	No	No	No	No	No
B19149	College West Improv 2 (W)	N/A	N/A	N/A	N/A	N/A	No	No	0	0	0	0	No	No	No	No	No	No	No
B19199	AC Water Group 1023A	N/A	N/A	N/A	N/A	N/A	No	No	0	0	0	0	No	No	No	No	No	No	No
B19189	Allied Gardens Improv 2 (S)	N/A	N/A	N/A	N/A	N/A	No	No	0	0	0	0	No	No	No	No	No	No	No
B19190	Allied Gardens Improv 2 (W)	N/A	N/A	N/A	N/A	N/A	No	No	0	0	0	0	No	No	No	No	No	No	No
B18097	AC Water & Sewer Group 1049 (S)	N/A	N/A	N/A	N/A	N/A	No	No	0	0	0	0	No	No	No	No	No	No	No
B20028	Stockton Improv 1 (S)	N/A	N/A	N/A	N/A	N/A	No	No	0	0	0	0	No	No	No	No	No	No	No
B20030	Stockton Improv 1 (W)	N/A	N/A	N/A	N/A	N/A	No	No	0	0	0	0	No	No	No	No	No	No	No
B20009	Bay Park Improv 2 (W)	N/A	N/A	N/A	N/A	N/A	No	No	0	0	0	0	No	No	No	No	No	No	No
B20007	Bay Park Improv 2 (S)	N/A	N/A	N/A	N/A	N/A	No	No	0	0	0	0	No	No	No	No	No	No	No
B20034	Clairemont Mesa East Improv 4 (S)	N/A	N/A	N/A	N/A	N/A	No	No	0	0	0	0	No	No	No	No	No	No	No
B20102	El Cerrito Improv 1 (W)	N/A	N/A	N/A	N/A	N/A	No	No	0	0	0	0	No	No	No	No	No	No	No
B20103	El Cerrito Improv 1 (S)	N/A	N/A	N/A	N/A	N/A	No	No	0	0	0	0	No	No	No	No	No	No	No
B20094	Nestor Improv 1 (S)	N/A	N/A	N/A	N/A	N/A	No	No	0	0	0	0	No	No	No	No	No	No	No
B20084	College West Improv 3 (W)	N/A	N/A	N/A	N/A	N/A	No	No	0	0	0	0	No	No	No	No	No	No	No
B20085	College West Improv 3 (S)	N/A	N/A	N/A	N/A	N/A	No	No	0	0	0	0	No	No	No	No	No	No	No
B20127	Valencia Park Improv 1 (W)	N/A	N/A	N/A	CRSD Flooding	N/A	No	No	0	0	0	0	No	No	No	No	No	No	No
B20131	Valencia Park Improv 1 (S)	N/A	N/A	N/A	CRSD Flooding	N/A	No	No	0	0	0	0	No	No	No	No	No	No	No
B20128	Morena Improv 2 (w)	N/A	N/A	N/A	N/A	N/A	No	No	0	0	0	0	No	No	No	No	No	No	No
B20133	Morena Improv 2 (s)	N/A	N/A	N/A	N/A	N/A	No	No	0	0	0	0	No	No	No	No	No	No	No
B20149	Mountain View Improv 1 (S)	N/A	N/A	N/A	N/A	N/A	No	No	0	0	0	0	No	No	No	No	No	No	No
B21022	Del Mar Heights Improvements 1 (S)	N/A	N/A	N/A	N/A	N/A	No	No	0	0	0	0	No	No	No	No	No	No	No
B21023	Del Mar Heights Improvements 1 (W)	N/A	N/A	N/A	N/A	N/A	No	No	0	0	0	0	No	No	No	No	No	No	No
B21046	Golden Hill Improv 1 (S)	N/A	N/A	N/A	N/A	N/A	No	No	0	0	0	0	No	No	No	No	No	No	No
B21047	Golden Hill Improv 1 (W)	N/A	N/A	N/A	N/A	N/A	No	No	0	0	0	0	No	No	No	No	No	No	No
B21027	North Park Improv 1 (w)	N/A	N/A	N/A	N/A	N/A	No	No	0	0	0	0	No	No	No	No	No	No	No
B21026	North Park Improv 1 (s)	N/A	N/A	N/A	N/A	N/A	No	No	0	0	0	0	No	No	No	No	No	No	No
B21045	Torrey Pines Improv 1 (S)	N/A	N/A	N/A	N/A	N/A	No	No	0	0	0	0	No	No	No	No	No	No	No
B21073	Mount Hope Improv 2 (s)	N/A	N/A	N/A	N/A	N/A	No	No	0	0	0	0	No	No	No	No	No	No	No
B21074	Mount Hope Improv 2 (w)	N/A	N/A	N/A	N/A	N/A	No	No	0	0	0	0	No	No	No	No	No	No	No
B21098	Valencia Park Improv 5 (S)	N/A	N/A	N/A	N/A	N/A	No	No	0	0	0	0	No	No	No	No	No	No	No
B21096	Valencia Park Improv 4 (S)	N/A	N/A	N/A	N/A	N/A	No	No	0	0	0	0	No	No	No	No	No	No	No
B21097	Valencia Park Improv 4 (W)	N/A	N/A	N/A	N/A	N/A	No	No	0	0	0	0	No	No	No	No	No	No	No

B21095	Mission Center Canyon D Sewer Main Repl	N/A	N/A	N/A	N/A	N/A	No	No	0	0	0	0	No	No	No	No	No	No	No
B18085	Pipeline Rehabilitation AP-1a	N/A	N/A	N/A	N/A	N/A	No	No	0	0	0	0	No	No	No	No	No	No	No
B22003	Ocean Beach Improv 1 (W)	N/A	N/A	N/A	N/A	N/A	No	No	0	0	0	0	No	No	No	No	No	No	No
B22004	Ocean Beach Improv 1 (S)	N/A	N/A	N/A	N/A	N/A	No	No	0	0	0	0	No	No	No	No	No	No	No
B22019	Azalea Park Improv 2 (W)	N/A	N/A	N/A	N/A	N/A	No	No	0	0	0	0	No	No	No	No	No	No	No
B22017	San Vicente Drainage Improvements	N/A	N/A	Local Water Supply	CRSD Flooding	N/A	No	No	0	0	0	0	No	No	No	No	No	No	No
B21146	Sewer & AC Water Group 1032A (w)	N/A	N/A	N/A	N/A	N/A	No	No	0	0	0	0	No	No	No	No	No	No	No
B21145	Sewer & AC Water Group 1032A (s)	N/A	N/A	N/A	N/A	N/A	No	No	0	0	0	0	No	No	No	No	No	No	No
B22090	Adams North Improv 2 (W)	N/A	N/A	N/A	N/A	N/A	No	No	0	0	0	0	No	No	No	No	No	No	No
B22094	Adams North Improv 2 (S)	N/A	N/A	N/A	N/A	N/A	No	No	0	0	0	0	No	No	No	No	No	No	No
B22093	Golden Hill Improv 2 (W)	N/A	N/A	N/A	N/A	N/A	No	No	0	0	0	0	No	No	No	No	No	No	No
B22091	Golden Hill Improv 2 (S)	N/A	N/A	N/A	N/A	N/A	No	No	0	0	0	0	No	No	No	No	No	No	No
B22151	Paradise Hills Pipeline Replacement	N/A	N/A	N/A	N/A	N/A	No	No	0	0	0	0	No	No	No	No	No	No	No
B24039	University Heights Improv 2 (S)	N/A	N/A	N/A	N/A	N/A	No	No	0	0	0	0	No	No	No	No	No	No	No
B21048	Normal Heights Improv 1 (S)	N/A	N/A	N/A	N/A	N/A	No	No	0	0	0	0	No	No	No	No	No	No	No
B21049	Normal Heights Improv 1 (W)	N/A	N/A	N/A	N/A	N/A	No	No	0	0	0	0	No	No	No	No	No	No	No
B23009	Jamacha Lomita Improv 2 (S)	N/A	N/A	N/A	N/A	N/A	No	No	0	0	0	0	No	No	No	No	No	No	No
B22070	Point Loma Heights Improv 1 (W)	N/A	N/A	N/A	N/A	N/A	No	No	0	0	0	0	No	No	No	No	No	No	No
B22071	Point Loma Heights Improv 1 (S)	N/A	N/A	N/A	N/A	N/A	No	No	0	0	0	0	No	No	No	No	No	No	No
B22113	Skyline Improv 2 (S)	N/A	N/A	N/A	N/A	N/A	No	No	0	0	0	0	No	No	No	No	No	No	No
B22114	Skyline Improv 2 (W)	N/A	N/A	N/A	N/A	N/A	No	No	0	0	0	0	No	No	No	No	No	No	No
B23010	Jamacha Lomita Improv 2 (W)	N/A	N/A	N/A	N/A	N/A	No	No	0	0	0	0	No	No	No	No	No	No	No
B23005	Park West Improv 1 (S)	N/A	N/A	N/A	N/A	N/A	No	No	0	0	0	0	No	No	No	No	No	No	No
B23006	Park West Improv 1 (W)	N/A	N/A	N/A	N/A	N/A	No	No	0	0	0	0	No	No	No	No	No	No	No
B23034	Shelltown Improv 1 (S)	N/A	N/A	N/A	N/A	N/A	No	No	0	0	0	0	No	No	No	No	No	No	No
B23035	Shelltown Improv 1 (W)	N/A	N/A	N/A	N/A	N/A	No	No	0	0	0	0	No	No	No	No	No	No	No
B23007	Point Loma Heights Improv 2 (S)	N/A	N/A	N/A	N/A	N/A	No	No	0	0	0	0	No	No	No	No	No	No	No
B23008	Point Loma Heights Improv 2 (W)	N/A	N/A	N/A	N/A	N/A	No	No	0	0	0	0	No	No	No	No	No	No	No
B22076	Hillcrest Improv 2 (S)	N/A	N/A	N/A	N/A	N/A	No	No	0	0	0	0	No	No	No	No	No	No	No
B23032	North Park Improv 3 (S)	N/A	N/A	N/A	N/A	N/A	No	No	0	0	0	0	No	No	No	No	No	No	No
B23033	North Park Improv 3 (W)	N/A	N/A	N/A	N/A	N/A	No	No	0	0	0	0	No	No	No	No	No	No	No
B23065	University Heights Improv 1 (S)	N/A	N/A	N/A	N/A	N/A	No	No	0	0	0	0	No	No	No	No	No	No	No
B23066	University Heights Improv 1 (W)	N/A	N/A	N/A	N/A	N/A	No	No	0	0	0	0	No	No	No	No	No	No	No

B20125	East Village Improv 1 (W)	N/A	N/A	N/A	N/A	N/A	No	No	0	0	0	0	No	No	No	No	No	No	No
B20134	East Village Improv 1 (S)	N/A	N/A	N/A	N/A	N/A	No	No	0	0	0	0	No	No	No	No	No	No	No
B24046	Paradise Hills Improv 3 (W)	N/A	N/A	N/A	N/A	N/A	No	No	0	0	0	0	No	No	No	No	No	No	No
B24035	Castle Improv 1 (S)	N/A	N/A	N/A	N/A	N/A	No	No	0	0	0	0	No	No	No	No	No	No	No
B24036	Castle Improv 1 (W)	N/A	N/A	N/A	N/A	N/A	No	No	0	0	0	0	No	No	No	No	No	No	No
B24037	Oak Park Improv 3 (S)	N/A	N/A	N/A	N/A	N/A	No	No	0	0	0	0	No	No	No	No	No	No	No
B24038	Oak Park Improv 3 (W)	N/A	N/A	N/A	N/A	N/A	No	No	0	0	0	0	No	No	No	No	No	No	No
B23072	Cortez Improv 1 (S)	N/A	N/A	N/A	N/A	N/A	No	No	0	0	0	0	No	No	No	No	No	No	No
B23073	Cortez Improv 1 (W)	N/A	N/A	N/A	N/A	N/A	No	No	0	0	0	0	No	No	No	No	No	No	No
B23111	Scripps Ranch Improv 2 (S)	N/A	N/A	N/A	N/A	N/A	No	No	0	0	0	0	No	No	No	No	No	No	No
B24070	Valencia Park Improv 6 (S)	N/A	N/A	N/A	N/A	N/A	No	No	0	0	0	0	No	No	No	No	No	No	No
B24071	Valencia Park Improv 6 (W)	N/A	N/A	N/A	N/A	N/A	No	No	0	0	0	0	No	No	No	No	No	No	No
B24033	North Park Improv 4 (S)	N/A	N/A	N/A	N/A	N/A	No	No	0	0	0	0	No	No	No	No	No	No	No
B22136	La Jolla Improv 4 (S)	N/A	N/A	N/A	N/A	N/A	No	No	0	0	0	0	No	No	No	No	No	No	No
B22137	La Jolla Improv 4 (W)	N/A	N/A	N/A	N/A	N/A	No	No	0	0	0	0	No	No	No	No	No	No	No
B24056	Ridgeview Webster Improv 1 (S)	N/A	N/A	N/A	N/A	N/A	No	No	0	0	0	0	No	No	No	No	No	No	No
B24057	Ridgeview Webster Improv 1 (W)	N/A	N/A	N/A	N/A	N/A	No	No	0	0	0	0	No	No	No	No	No	No	No
B24044	Paradise Hills Improv 2 (W)	N/A	N/A	N/A	N/A	N/A	No	No	0	0	0	0	No	No	No	No	No	No	No
B18111	Sewer & AC Water Group 1037 (S)	N/A	N/A	N/A	N/A	N/A	No	No	0	0	0	0	No	No	No	No	No	No	No
B18114	Sewer & AC Water Group 1037 (W)	N/A	N/A	N/A	N/A	N/A	No	No	0	0	0	0	No	No	No	No	No	No	No
B24097	University Heights Improv 1A (S)	N/A	N/A	N/A	N/A	N/A	No	No	0	0	0	0	No	No	No	No	No	No	No
B24034	North Park Improv 4 (W)	N/A	N/A	N/A	N/A	N/A	No	No	0	0	0	0	No	No	No	No	No	No	No
B20036	Corridor Improv 1 (S)	N/A	N/A	N/A	N/A	N/A	No	No	0	0	0	0	No	No	No	No	No	No	No
B20037	Corridor Improv 1 (W)	N/A	N/A	N/A	N/A	N/A	No	No	0	0	0	0	No	No	No	No	No	No	No
B24041	Bay Terraces Improv 2 (S)	N/A	N/A	N/A	N/A	N/A	No	No	0	0	0	0	No	No	No	No	No	No	No
B24042	Bay Terraces Improv 2 (W)	N/A	N/A	N/A	N/A	N/A	No	No	0	0	0	0	No	No	No	No	No	No	No
B24055	University City Improv 3 (S)	N/A	N/A	N/A	N/A	N/A	No	No	0	0	0	0	No	No	No	No	No	No	No
B24048	Point Loma Heights Improv 3 (W)	N/A	N/A	N/A	N/A	N/A	No	No	0	0	0	0	No	No	No	No	No	No	No
B24127	Pressure Reducing Stations Upgrades 2b	N/A	N/A	N/A	N/A	N/A	No	No	0	0	0	0	No	No	No	No	No	No	No
B25005	AC Overlay Group 2505	N/A	N/A	N/A	N/A	N/A	No	No	0	0	0	0	No	No	No	No	No	No	No
B25006	AC Overlay Group 2506	N/A	N/A	N/A	N/A	N/A	No	No	0	0	0	0	No	No	No	No	No	No	No
B25059	AC Overlay Group 2524	N/A	N/A	N/A	N/A	N/A	No	No	0	0	0	0	No	No	No	No	No	No	No
B25056	AC Overlay Group 2518	N/A	N/A	N/A	N/A	N/A	No	No	0	0	0	0	No	No	No	No	No	No	No

B25057	AC Overlay Group 2522	N/A	N/A	N/A	N/A	N/A	No	No	0	0	0	0	No	No	No	No	No	No	No
B25058	AC Overlay Group 2523	N/A	N/A	N/A	N/A	N/A	No	No	0	0	0	0	No	No	No	No	No	No	No
B25053	AC Overlay Group 2515	N/A	N/A	N/A	N/A	N/A	No	No	0	0	0	0	No	No	No	No	No	No	No
B24053	Linda Vista Improv 1 (S)	N/A	N/A	N/A	N/A	N/A	No	No	0	0	0	0	No	No	No	No	No	No	No
B24052	Teralta West Improv 1 (S)	N/A	N/A	N/A	N/A	N/A	No	No	0	0	0	0	No	No	No	No	No	No	No
B25054	AC Overlay Group 2516	N/A	N/A	N/A	N/A	N/A	No	No	0	0	0	0	No	No	No	No	No	No	No
B25055	AC Overlay Group 2517	N/A	N/A	N/A	N/A	N/A	No	No	0	0	0	0	No	No	No	No	No	No	No
B19148	College West Improv 1 (W)	N/A	N/A	N/A	N/A	N/A	No	No	0	0	0	0	No	No	No	No	No	No	No
B24121	Pressure Reducing Stations Upgrades 4	N/A	N/A	N/A	N/A	N/A	No	No	0	0	0	0	No	No	No	No	No	No	No
B24050	Emerald Hills Improv 1 (W)	N/A	N/A	N/A	N/A	N/A	No	No	0	0	0	0	No	No	No	No	No	No	No
B19152	College West Improv 1 (S)	N/A	N/A	N/A	N/A	N/A	No	No	0	0	0	0	No	No	No	No	No	No	No
B24133	Pressure Reducing Stations Upgrades 5	N/A	N/A	N/A	N/A	N/A	No	No	0	0	0	0	No	No	No	No	No	No	No
B24029	Hillcrest Improv 4 (S)	N/A	N/A	N/A	N/A	N/A	No	No	0	0	0	0	No	No	No	No	No	No	No
B24030	Hillcrest Improv 4 (W)	N/A	N/A	N/A	N/A	N/A	No	No	0	0	0	0	No	No	No	No	No	No	No
B20047	Stockton Improv 2 (W)	N/A	N/A	N/A	N/A	N/A	No	No	0	0	0	0	No	No	No	No	No	No	No
B20048	Stockton Improv 2 (S)	N/A	N/A	N/A	N/A	N/A	No	No	0	0	0	0	No	No	No	No	No	No	No
B23048	Emerald Hills Improv 1(S)	N/A	N/A	N/A	N/A	N/A	No	No	0	0	0	0	No	No	No	No	No	No	No
B24049	Kensington Improv 2 (S)	N/A	N/A	N/A	N/A	N/A	No	No	0	0	0	0	No	No	No	No	No	No	No
B24040	University Heights Improv 2 (W)	N/A	N/A	N/A	N/A	N/A	No	No	0	0	0	0	No	No	No	No	No	No	No
B24105	Pressure Reducing Stations Upgrades 3	N/A	N/A	N/A	N/A	N/A	No	No	0	0	0	0	No	No	No	No	No	No	No
B25042	Bay Ho Improv 4 (S)	N/A	N/A	N/A	N/A	N/A	No	No	0	0	0	0	No	No	No	No	No	No	No
B25041	La Jolla Improv 8 (W)	N/A	N/A	N/A	N/A	N/A	No	No	0	0	0	0	No	No	No	No	No	No	No
B25043	Clairemont Mesa East Improv 7 (S)	N/A	N/A	N/A	N/A	N/A	No	No	0	0	0	0	No	No	No	No	No	No	No
B25039	La Jolla Improv 7 (S)	N/A	N/A	N/A	N/A	N/A	No	No	0	0	0	0	No	No	No	No	No	No	No
B25040	La Jolla Improv 7 (W)	N/A	N/A	N/A	N/A	N/A	No	No	0	0	0	0	No	No	No	No	No	No	No
B23142	Talmadge Improv 2 (W)	N/A	N/A	N/A	N/A	N/A	No	No	0	0	0	0	No	No	No	No	No	No	No
B25092	Seminole Dr Phil Rd Imp UU630 (CS)	N/A	N/A	N/A	N/A	N/A	No	No	0	0	0	0	No	No	No	No	No	No	No
B26020	FY25 Curb Ramp Improvement Group 2	N/A	N/A	N/A	N/A	N/A	No	No	0	0	0	0	No	No	No	No	No	No	No
B26044	Baker Shawnee Rd Imp UU302 (CS)	N/A	N/A	N/A	N/A	N/A	No	No	0	0	0	0	No	No	No	No	No	No	No
S14017	Fire Station No. 51 Skyline Hills	LEED Silver	Photovoltaic (PV) System	N/A	N/A	TBD	Yes	Yes	TBD	TBD	TBD	TBD	No	Yes	No	No	No	No	No
30007967	Alvarado Lab Air Handling Unit Retrofit	N/A	N/A	N/A	N/A	N/A	No	No	0	0	0	0	No	No	No	No	No	No	No
B26010	PLWTP Power Center Upgrades	N/A	N/A	N/A	N/A	N/A	No	No	0	0	0	0	No	No	No	No	No	No	No
B20145	La Jolla Scenic Drive Paving	N/A	N/A	N/A	N/A	N/A	No	No	0	0	0	0	No	No	No	No	No	No	No

B26003	Sidewalk Replacement Group 2530 - UC & M	N/A	N/A	N/A	N/A	N/A	No	No	0	0	0	0	No	No	No	No	No	No	No
B15147	AC Water & Sewer Group 1013 (S)	N/A	N/A	N/A	N/A	N/A	No	No	0	0	0	0	No	No	No	No	No	No	No
B15116	AC Water & Sewer Group 1017 (S)	N/A	N/A	N/A	N/A	N/A	No	No	0	0	0	0	No	No	No	No	No	No	No
B19126	6500 Montezuma Rd SD Emergency	N/A	N/A	N/A	CRSD Flooding	N/A	No	No	0	0	0	0	No	No	No	No	No	No	No
B21138	3505 Udall St (CMP) SD Emergency	N/A	N/A	N/A	CRSD Flooding	N/A	No	No	0	0	0	0	No	No	No	No	No	No	No
B21086	AC Water & Sewer Group 1013 (P)	N/A	N/A	N/A	N/A	N/A	No	No	0	0	0	0	No	No	No	No	No	No	No
B23029	MLK CP MV Racquet Club W&S Connection	N/A	N/A	N/A	N/A	N/A	No	No	0	0	0	0	No	No	No	No	No	No	No
B23123	4304 Ebersole Dr SD Emergency	N/A	N/A	N/A	CRSD Flooding	4304 Ebersole	No	No	0	0	0	0	No	No	No	No	No	No	No
B19059	Audible Ped Sig & Ped Cntdwn timers 1901	N/A	N/A	N/A	N/A	N/A	No	No	0	0	0	0	No	No	No	No	No	No	No
B18225	Crown Point Guardrail	N/A	N/A	N/A	N/A	N/A	No	No	0	0	0	0	No	No	No	No	No	No	No
B22089	New Sidewalks in CD4	N/A	N/A	N/A	N/A	N/A	No	No	0	0	0	0	No	No	No	No	No	No	No
B22147	Elec Spd Signs Citywide 2200 (SG)	N/A	N/A	N/A	N/A	N/A	No	No	0	0	0	0	Yes	Yes	No	No	No	No	No
B23158	Matinal Rd ESS	N/A	N/A	N/A	N/A	N/A	No	No	0	0	0	0	Yes	Yes	No	No	No	No	No
B20091	ECB & Aragon Dr RRFB & Ped Refuge Island	N/A	N/A	N/A	N/A	N/A	No	No	0	0	0	0	No	No	No	No	No	No	No
B26003_OLD	Sidewalk Replacement Group 2530 - UC & M_OLD	N/A	N/A	N/A	N/A	N/A	No	No	0	0	0	0	No	No	No	No	No	No	No
B14069-1	Water and Sewer Group 955 (S)	N/A	N/A	N/A	N/A	N/A	No	No	0	0	0	0	No	No	No	No	No	No	No
B22009	Adobe Chapel Museum Old Town	LEED Certified	Photovoltaic (PV) System	N/A	N/A	N/A	No	No	0	0	0	0	No	No	No	No	No	No	No
B17118	PB Dr SD Imp and Wetland Restoration	N/A	N/A	N/A	CRSD Sea Level Rise	N/A	No	No	0	0	0	0	No	No	No	No	No	No	No
B23012	West Ramp Spider Hanger Rehabilitation	N/A	N/A	N/A	N/A	N/A	No	No	0	0	0	0	No	No	No	No	No	No	No
B15140	North City Pure Water Pump Station	N/A	N/A	Local Water Supply	N/A	N/A	No	No	0	0	0	0	No	No	No	No	No	No	No
B15139	North City Pure Water Facility	N/A	N/A	Local Water Supply	N/A	4940 Eastgate	No	No	0	0	0	0	No	No	No	No	No	No	No
B17190	Miramar Reservoir Pump Station Improve	N/A	Photovoltaic (PV) System	Local Water Supply	N/A	N/A	No	No	0	0	0	0	No	No	No	No	No	No	No
B19099	Miramar Reservoir PS New Generator & Upg	N/A	N/A	Local Water Supply	N/A	N/A	No	No	0	0	0	0	No	No	No	No	No	No	No
B21058	PWP North City Pure Water Facility Pkg 2	LEED Silver	Photovoltaic (PV) System	Local Water Supply	N/A	4940 Eastgate	Yes	Yes	2	0	75	89	Yes	Yes	No	No	No	No	No
B21061	PWP Morena Wastewater Pump Station	N/A	N/A	N/A	N/A	N/A	No	No	0	0	0	0	No	No	No	No	No	No	No
B21001	Penasquitos Pump Stn Oxygenation System	N/A	N/A	N/A	N/A	10150 Cara Way	No	No	0	0	0	2	No	No	No	No	No	No	No
B21151	PWP Central Area Small-Scale Facility	N/A	N/A	Local Water Supply	N/A	N/A	No	No	0	0	0	0	No	No	No	No	No	No	No
B23014	Miramar WTP Caustic Pumping System	N/A	N/A	N/A	N/A	N/A	No	No	0	0	0	0	No	No	No	No	No	No	No
B23049	Miramar WTP Interim Solids Management	N/A	N/A	Local Water Supply	N/A	N/A	No	No	0	0	0	0	No	No	No	No	No	No	No
S23012	Miramar WTP Residuals Redirection	N/A	N/A	N/A	N/A	N/A	No	No	0	0	0	0	No	No	No	No	No	No	No
B23069	Miramar WTP Residuals Redirection (S)	N/A	N/A	N/A	N/A	N/A	No	No	0	0	0	0	No	No	No	No	No	No	No
B26054	Murray Dam Face Near Term Repair	N/A	N/A	N/A	N/A	N/A	No	No	0	0	0	0	No	No	No	No	No	No	No
RD23000	Fenton Pkwy Ext to Camino Del Rio N	N/A	N/A	N/A	N/A	N/A	No	No	0	0	0	0	No	No	No	No	No	No	No

S23002	Lake Hodges Dam Replacement	N/A	N/A	N/A	N/A	N/A	No	No	0	0	0	0	No	No	No	No	No	No	No
B24112	Storm Water Diversion at the NCWRP	N/A	N/A	N/A	CRSD Flooding	N/A	No	No	0	0	0	0	No	No	No	No	No	No	No
RD23001	EC Residuals Line & E Mission Gorge FM	N/A	N/A	N/A	N/A	N/A	No	No	0	0	0	0	No	No	No	No	No	No	No
B15141	PWP Morena Conveyance	N/A	N/A	Local Water Supply	N/A	N/A	No	No	0	0	0	0	No	No	No	No	No	No	No
B16035	North City Pure Water Pipeline	N/A	N/A	Local Water Supply	N/A	N/A	No	No	0	0	0	0	No	No	No	No	No	No	No
B17006	San Diego NC-MBC Improvements	N/A	N/A	Local Water Supply	N/A	N/A	No	No	0	0	0	0	No	No	No	No	No	No	No
B16140	NCPWF Influent Pump Station and Pipeline	N/A	N/A	Local Water Supply	N/A	N/A	No	No	0	0	0	0	No	No	No	No	No	No	No
B15141.2	Morena Conveyance Northern	N/A	N/A	Local Water Supply	N/A	N/A	No	No	0	0	0	0	No	No	No	No	No	No	No
B15141.3	Morena Conveyance Middle	N/A	N/A	Local Water Supply	N/A	N/A	No	No	0	0	0	0	No	No	No	No	No	No	No
B15141.4	Morena Conveyance Southern	N/A	N/A	Local Water Supply	N/A	N/A	No	No	0	0	0	0	No	No	No	No	No	No	No
B21059	PWP NCWRP Flow Equalization Basin	N/A	N/A	Local Water Supply	N/A	N/A	No	No	0	0	0	0	No	No	No	No	No	No	No
B21128	PWP NC Wtr Rec Plant Expansion (W)	N/A	N/A	Local Water Supply	N/A	N/A	No	No	0	0	0	0	No	No	No	No	No	No	No
B26028	Morena North Conveyance (P)	N/A	N/A	Local Water Supply	N/A	N/A	No	No	0	0	0	0	No	No	No	No	No	No	No
S16027	Morena Pipeline	N/A	N/A	N/A	N/A	N/A	No	No	0	0	0	0	No	No	No	No	No	No	No
B15142	NCWRP Expansion	N/A	N/A	Local Water Supply	N/A	N/A	No	No	0	0	0	0	No	No	No	No	No	No	No
S17013	MBC Equipment Upgrades	N/A	N/A	Local Water Supply	N/A	N/A	No	No	0	0	0	0	No	No	No	No	No	No	No
S17012	NCWRP Improvements to 30 MGD	N/A	N/A	Local Water Supply	N/A	N/A	No	No	0	0	0	0	No	No	No	No	No	No	No
B21060	PWP North City Water Rec Plant Expansion	N/A	N/A	Local Water Supply	N/A	N/A	No	No	0	0	0	0	No	No	No	No	No	No	No
B22085	PW Genesee Avenue Median Improv	N/A	N/A	N/A	N/A	N/A	No	No	0	0	0	0	No	No	No	No	No	No	No
B22107	Morena Pipeline (BL)	N/A	N/A	N/A	N/A	N/A	No	No	0	0	0	0	No	No	No	No	No	No	No
B23136	Miramar Reservoir Recreation Facilities	N/A	N/A	N/A	N/A	N/A	No	No	0	0	0	0	No	No	No	No	No	No	No
B24078	North City Pure Water Pipeline (P)	N/A	N/A	N/A	N/A	N/A	No	No	0	0	0	0	No	No	No	No	No	No	No
B23085	NCPWF/NCWRP Warehouse Storage	N/A	N/A	N/A	N/A	N/A	No	No	0	0	0	0	No	No	No	No	No	No	No
B22024	Miramar Reservoir AIWQMS	N/A	N/A	N/A	N/A	N/A	No	No	0	0	0	0	No	No	No	No	No	No	No
B26029	Morena Pipeline (P)	N/A	N/A	N/A	N/A	N/A	No	No	0	0	0	0	No	No	No	No	No	No	No
B19030	Wabaska-Voltaire St to Tennyson Sidewalk	N/A	N/A	N/A	N/A	N/A	No	No	0	0	0	0	No	No	No	No	No	No	No
B19096	Normal Street Promenade	N/A	N/A	N/A	N/A	N/A	No	No	0	0	0	0	No	No	No	No	No	No	No
RD26002	Imperial Av Bikeway Paving Reimbursement	N/A	N/A	N/A	N/A	N/A	No	No	0	0	0	0	No	No	No	No	No	No	No
B19013	Sidewalk Replacement Group 1902-CM	N/A	N/A	N/A	N/A	N/A	No	No	0	0	0	0	No	No	No	No	No	No	No
B19014	Sidewalk Replacement Group 1903-SE & CH	N/A	N/A	N/A	N/A	N/A	No	No	0	0	0	0	No	No	No	No	No	No	No
B26004	ADA Improvement Group 2601	N/A	N/A	N/A	N/A	N/A	No	No	0	0	0	0	No	No	No	No	No	No	No
B26005	ADA Improvement Group 2602	N/A	N/A	N/A	N/A	N/A	No	No	0	0	0	0	No	No	No	No	No	No	No
B26018	ADA Improvement Group 2603	N/A	N/A	N/A	N/A	N/A	No	No	0	0	0	0	No	No	No	No	No	No	No

B26002	FY26 Transportation Mill & Pave	N/A	N/A	N/A	N/A	N/A	No	No	0	0	0	0	No	No	No	No	No	No	No
B26037	Hotel Circle & Taylor St Roundabout	N/A	N/A	N/A	CRSD Flooding	N/A	No	No	0	0	0	0	No	No	No	No	No	No	No
B16024	AC Overlay Street Paving Group 1601	N/A	N/A	N/A	N/A	N/A	No	No	0	0	0	0	No	No	No	No	No	No	No
B19007	Miramar Ranch North Paving G1	N/A	N/A	N/A	N/A	N/A	No	No	0	0	0	0	No	No	No	No	No	No	No
B19125	Citywide Street Lights 1950	N/A	N/A	N/A	N/A	N/A	No	No	0	0	0	0	No	No	No	No	No	No	No
B23091	Sidewalk Replacement Group 2330 - LV & N	N/A	N/A	N/A	N/A	N/A	No	No	0	0	0	0	No	No	No	No	No	No	No
B23092	Sidewalk Replacement Group 2331 - CMR, R	N/A	N/A	N/A	N/A	N/A	No	No	0	0	0	0	No	No	No	No	No	No	No
B20138	Rancho Penasquitos Paving Group 1	N/A	N/A	N/A	N/A	N/A	No	No	0	0	0	0	No	No	No	No	No	No	No
B14084	Balboa Ave TS Interconnect	N/A	N/A	N/A	N/A	N/A	No	No	0	0	0	0	No	No	No	No	No	No	No
B16032	TSCMP Group 1 Implementation	N/A	N/A	N/A	N/A	N/A	No	No	0	0	0	0	No	No	No	No	No	No	No
B17014	Implementation of TSCMP Group 2	N/A	N/A	N/A	N/A	N/A	No	No	0	0	0	0	No	No	No	No	No	No	No
B17123	Miramar, LJV, Genesee TSCMP Grp 3	N/A	N/A	N/A	N/A	N/A	No	No	0	0	0	0	No	No	No	No	No	No	No
B17129	Otay Mesa/Nestor Communications Upgrade	N/A	N/A	N/A	N/A	N/A	No	No	0	0	0	0	No	No	No	No	No	No	No
B17130	Montezuma Road Communications Upgrade	N/A	N/A	N/A	N/A	N/A	No	No	0	0	0	0	No	No	No	No	No	No	No
B17131	Mission Blvd Communications Upgrade	N/A	N/A	N/A	N/A	N/A	No	No	0	0	0	0	No	No	No	No	No	No	No
B18052	Murphy Canyon Interconnect	N/A	N/A	N/A	N/A	N/A	No	No	0	0	0	0	No	No	No	No	No	No	No
B21139	Rosecrans St Traffic Signal Upgrades	N/A	N/A	N/A	N/A	N/A	No	No	0	0	0	0	No	No	No	No	No	No	No
B23155	Imperial Avenue Pedestrian Signal Improv	N/A	N/A	N/A	N/A	N/A	No	No	0	0	0	0	No	No	No	No	No	No	No
B20059	Sea World Dr Sidewalk	N/A	N/A	N/A	N/A	N/A	No	No	0	0	0	0	No	No	No	No	No	No	No
B24058	Transportation Management Center	N/A	N/A	N/A	N/A	N/A	No	No	0	0	0	0	No	No	No	No	No	No	No
RD14000	State Route 56 Freeway Expansion	N/A	N/A	N/A	N/A	N/A	No	No	0	0	0	0	No	No	No	No	No	No	No
S00982	I-5 UNDERPASS - BIKEWAY/PED CONNECT	N/A	N/A	N/A	N/A	N/A	No	No	0	0	0	0	No	No	No	No	No	No	No
B22148	Elec Spd Signs Citywide 2201 (NSG)	N/A	N/A	N/A	N/A	N/A	No	No	0	0	0	0	Yes	Yes	No	No	No	No	No
B20093	Rectangular Rapid Flash Beacons GRP 2001	N/A	N/A	N/A	N/A	N/A	No	No	0	0	0	0	No	No	No	No	No	No	No
B20092	ECB & 68th St RRFB & Ped Refuge Island	N/A	N/A	N/A	N/A	N/A	No	No	0	0	0	0	No	No	No	No	No	No	No
B18048	W. San Ysidro Bl & Sunset Lane RRFB	N/A	N/A	N/A	N/A	N/A	No	No	0	0	0	0	No	No	No	No	No	No	No
B19046	Rectangular Rapid Flash Beacons Grp 1902	N/A	N/A	N/A	N/A	N/A	No	No	0	0	0	0	No	No	No	No	No	No	No
B19047	Electronic Speed Signs Group 1902	N/A	N/A	N/A	N/A	N/A	No	No	0	0	0	0	No	No	No	No	No	No	No
B18157	Thermal Ave-Donax Av to Palm Ave Sidwlk	N/A	N/A	N/A	N/A	N/A	No	No	0	0	0	0	No	No	No	No	No	No	No
RD25000	University Ave Bikeway Pavement Repair	N/A	N/A	N/A	N/A	N/A	No	No	0	0	0	0	No	No	No	No	No	No	No
B24110	RRFB Group 2402 (NSG)	N/A	N/A	N/A	N/A	N/A	No	No	0	0	0	0	Yes	Yes	No	No	No	No	No
RD24002	La Jolla Streetscape	N/A	N/A	N/A	N/A	N/A	No	No	0	0	0	0	No	No	No	No	No	No	No
B25034	ADA Improvement Group 2504	N/A	N/A	N/A	N/A	N/A	No	No	0	0	0	0	No	No	No	No	No	No	No

B25017	Bus Stop Improvement Group 2500	N/A	N/A	N/A	N/A	N/A	No	No	0	0	0	0	No	No	No	No	No	No	No
RD25002	Washington St Bikeway Pavement Repair	N/A	N/A	N/A	N/A	N/A	No	No	0	0	0	0	No	No	No	No	No	No	No
B25085	Guymon St & Market St Sidewalk Improv	N/A	N/A	N/A	N/A	N/A	No	No	0	0	0	0	No	No	No	No	No	No	No
B26049	Avazando-San Ysidro AHSC ADA Curb Ramps	N/A	N/A	N/A	N/A	N/A	No	No	0	0	0	0	No	No	No	No	No	No	No
B26063	Palm & Hollister Bus Stops Improvements	N/A	N/A	N/A	N/A	N/A	No	No	0	0	0	0	No	No	No	No	No	No	No
L17000.2	Organics Processing Facility	N/A	N/A	N/A	N/A	5180 Convoy street, San	No	No	0	0	0	0	No	No	No	No	No	Yes	Yes
B16111	Green Infrastructure Group 1012	N/A	N/A	N/A	N/A	N/A	No	No	0	0	0	0	No	No	No	No	No	No	No
B22126	6576 Parkside Ave SD Repl SWD	N/A	N/A	N/A	N/A	N/A	No	No	0	0	0	0	No	No	No	No	No	No	No
B24023	1st Ave at Brookes Ave SD SWD	N/A	N/A	N/A	N/A	N/A	No	No	0	0	0	0	No	No	No	No	No	No	No
B24016	Health Center Dr SD SWD	N/A	N/A	N/A	N/A	N/A	No	No	0	0	0	0	No	No	No	No	No	No	No
S24008	SD East of Rachael Ave SWD	N/A	N/A	N/A	N/A	N/A	No	No	0	0	0	0	No	No	No	No	No	No	No
B25021	Malcolm Dr at Rolando Blvd SD SWD	N/A	N/A	N/A	N/A	N/A	No	No	0	0	0	0	No	No	No	No	No	No	No
B26034	Mission Blvd SD SWD	N/A	N/A	N/A	N/A	N/A	No	No	0	0	0	0	No	No	No	No	No	No	No
B26033	Madison Ave SD SWD	N/A	N/A	N/A	N/A	N/A	No	No	0	0	0	0	No	No	No	No	No	No	No
B26053	3020 La Jolla Pkwy SD Emergency	N/A	N/A	N/A	N/A	N/A	No	No	0	0	0	0	No	No	No	No	No	No	No
B14078	Jamacha Drainage Channel Upgrade	N/A	N/A	Tree Canopy	N/A	N/A	No	No	0	0	0	0	No	No	No	No	No	No	No
B15171	El Cerrito & Rolando Park SD & GI (GI)	N/A	N/A	N/A	N/A	N/A	No	No	0	0	0	0	No	No	No	No	No	No	No
B22124	Carroll Cyn Dry Weather Flow Diversion	N/A	N/A	Local Water Supply	N/A	N/A	No	No	0	0	0	0	No	No	No	No	No	No	No
S22009	Chollas Creek Restn 54th St & Euclid Ave	N/A	N/A	Local Water Supply	N/A	N/A	No	No	0	0	0	0	No	No	No	No	No	No	No
B23098	Auburn Creek Trash Capture Devices	N/A	N/A	Local Water Supply	N/A	N/A	No	No	0	0	0	0	No	No	No	No	No	No	No
B15167	El Cerrito & Rolando Park SD & GI (SD)	N/A	N/A	Local Water Supply	N/A	N/A	No	No	0	0	0	0	No	No	No	No	No	No	No
B22130	Famosa Slough Alley Slope Restoration	N/A	N/A	Local Water Supply	N/A	N/A	No	No	0	0	0	0	No	No	No	No	No	No	No
S00969	Carmel Country Road Low Flow Channel	N/A	N/A	Local Water Supply	N/A	N/A	No	No	0	0	0	0	No	No	No	No	No	No	No
S22008	Upper Auburn Creek Revitalization	N/A	N/A	Local Water Supply	N/A	N/A	No	No	0	0	0	0	No	No	No	No	No	No	No
B16114	Oak Park Storm Dr Repl & Green Infr (GI)	N/A	N/A	N/A	N/A	N/A	No	No	0	0	0	0	No	No	No	No	No	No	No
B16115	Oak Park (SD)	N/A	N/A	N/A	N/A	N/A	No	No	0	0	0	0	No	No	No	No	No	No	No
B24018	38th St at Franklin Ave SD SWD	N/A	N/A	N/A	N/A	N/A	No	No	0	0	0	0	No	No	No	No	No	No	No
B24022	6100 Block Rancho Mission Rd SD SWD	N/A	N/A	N/A	N/A	N/A	No	No	0	0	0	0	No	No	No	No	No	No	No
B22127	Guy St and Pringle St SD Improv SWD	N/A	N/A	N/A	N/A	N/A	No	No	0	0	0	0	No	No	No	No	No	No	No
B24020	Red Pine Dr at Shady Elm Pl SD SWD	N/A	N/A	N/A	N/A	N/A	No	No	0	0	0	0	No	No	No	No	No	No	No
B24021	Hawthorn St and 3rd Ave SD SWD	N/A	N/A	N/A	N/A	N/A	No	No	0	0	0	0	No	No	No	No	No	No	No
B24017	Willow St at Zola St SD SWD	N/A	N/A	N/A	N/A	N/A	No	No	0	0	0	0	No	No	No	No	No	No	No
B23097	Elm Ave & Harris Ave SD Replacement SWD	N/A	N/A	N/A	N/A	N/A	No	No	0	0	0	0	No	No	No	No	No	No	No

B23022	6002 Camino Rico SD Improv SWD	N/A	N/A	N/A	N/A	N/A	No	No	0	0	0	0	No	No	No	No	No	No	No
B23026	7717 Eagle Ridge Dr SD Improv SWD	N/A	N/A	N/A	N/A	N/A	No	No	0	0	0	0	No	No	No	No	No	No	No
B22123	6306 Wenrich Dr SD Repl SWD	N/A	N/A	N/A	N/A	N/A	No	No	0	0	0	0	No	No	No	No	No	No	No
B22119	6314 St. Therese Way SD Repl SWD	N/A	N/A	N/A	N/A	N/A	No	No	0	0	0	0	No	No	No	No	No	No	No
B22122	5861 College Ave SD Repl SWD	N/A	N/A	N/A	N/A	N/A	No	No	0	0	0	0	No	No	No	No	No	No	No
B25023	Van Dyke Pl at Van Dyke Ave SD SWD	N/A	N/A	N/A	N/A	N/A	No	No	0	0	0	0	No	No	No	No	No	No	No
B23096	Fort Stockton and Allen Rd SD Improv SWD	N/A	N/A	N/A	N/A	N/A	No	No	0	0	0	0	No	No	No	No	No	No	No
B25022	Royal Oak Dr at Sears Ave SD SWD	N/A	N/A	N/A	N/A	N/A	No	No	0	0	0	0	No	No	No	No	No	No	No
P25001	Pump Station C Assessment	N/A	N/A	N/A	CRSD Flooding	N/A	No	No	0	0	0	0	No	No	No	No	No	No	No
B25036	Pump Station H ATS Emergency	N/A	N/A	N/A	N/A	N/A	No	No	0	0	0	0	No	No	No	No	No	No	No
B25025	Campus Pt Dr SD SWD	N/A	N/A	N/A	N/A	N/A	No	No	0	0	0	0	No	No	No	No	No	No	No
B25020	Comly St at High Knoll Rd SD SWD	N/A	N/A	N/A	N/A	N/A	No	No	0	0	0	0	No	No	No	No	No	No	No
B26038	4030 N Hempstead Cir SD Emergency	N/A	N/A	N/A	N/A	N/A	No	No	0	0	0	0	No	No	No	No	No	No	No
S24011	Beta St Channel and SD Improvement	N/A	N/A	Local Water Supply	CRSD Flooding	N/A	No	No	0	0	0	0	No	No	No	No	No	Yes	Yes
S20012	Chollas Creek Oak Park Trail	N/A	N/A	N/A	N/A	N/A	No	No	0	0	0	0	No	No	No	No	No	No	No
RD23009	OM T-11.1 Caliente Avenue	N/A	N/A	N/A	N/A	N/A	No	No	0	0	0	0	No	No	No	No	No	No	No
RD22000	Solterra Vista Neighborhood Park	N/A	N/A	N/A	N/A	N/A	No	No	0	0	0	0	No	Yes	No	No	No	No	No
S24012	14th Street Greenway Block #2	N/A	N/A	N/A	N/A	N/A	No	No	0	0	0	0	No	No	No	No	No	No	No
B24100	Florida St Sewer Main Repl	N/A	N/A	N/A	N/A	N/A	No	No	0	0	0	0	No	No	No	No	No	No	No
B24154	5651 Glenstone Way Sewer Main Repl	N/A	N/A	N/A	N/A	N/A	No	No	0	0	0	0	No	No	No	No	No	No	No
B24026	Lincoln Ave & Idaho St Sewer Main Repl	N/A	N/A	N/A	N/A	N/A	No	No	0	0	0	0	No	No	No	No	No	No	No
B26000	Pump Station 64 Valve Replacements	N/A	N/A	N/A	N/A	N/A	No	No	0	0	0	0	No	No	No	No	No	No	No