

San Diego Hearing Officer Meeting

PHONE-IN TESTIMONY PERIOD NOW OPEN FOR (PRJ-1111403 Apache Avenue)

To call in and make your three minutes of public comment on this item:

Telephone - Dial 669-254-5252 or (Toll Free) 833-568-8864.

When prompted, input Webinar ID: **161 191 4200**

How to Speak to a Particular Item or During Non-Agenda Public Comment

When the Hearing Officer introduces the non-agenda or item you would like to comment upon, raise your hand by either tapping the "Raise your Hand" button on your computer, tablet, or Smartphone, or by dialing ***9** on your phone. You will be taken in the order in which you raise your hand. You may only speak once on a particular item.

When the Hearing Officer indicates it is your turn to speak, click the unmute prompt that will appear on your computer, tablet or Smartphone, or dial ***6** on your phone.



Development Services Department

Apache Avenue Process Three PRJ-1111403

Item 01

Hearing Officer

April 22, 2026

Project Scope

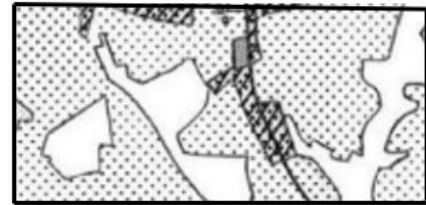
Scope: Map Waiver to convert an existing duplex and two accessory dwelling units into four condominiums.

Location: 3321-3323 Apache Avenue
RM-1-1 (Residential-Multiple Unit)
Clairemont Community Plan

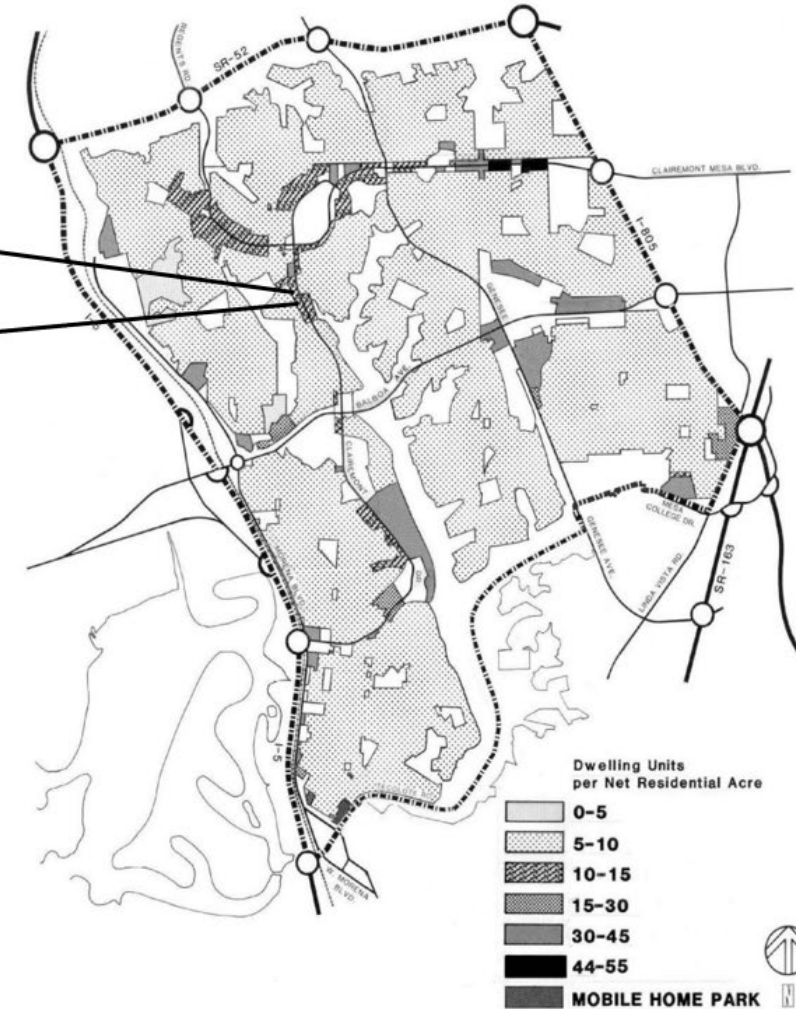
Parcel Size: 0.142 Acre

Approvals: Process 3, Map Waiver
CEQA Exemption 15303

Community Plan Location



Designation: 10-15 Dwelling Units Per Acre



Existing Residential Development
Clairemont Mesa Community Plan

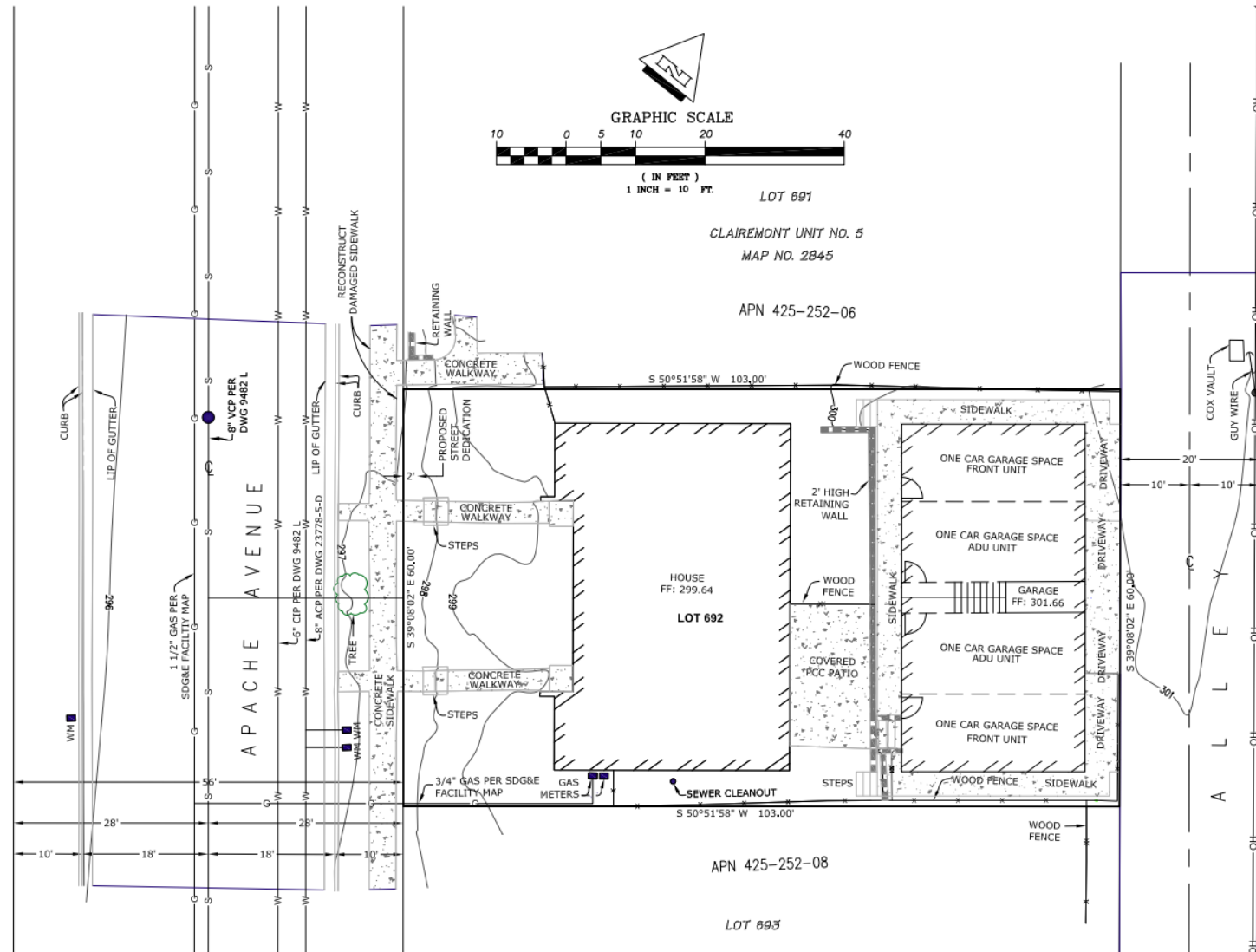
4
FIGURE





Site Plan

TENTATIVE PARCEL MAP WAIVER PMT- DISCRETIONARY PERMIT FOR: 3321 + 3323 APACHE AVENUE





Community Planning Group

Date:

May 21, 2024

Clairemont Mesa Community Planning Group

Approved: 7-0-1 the Map Waiver



Staff Recommendation

APPROVE

Map Waiver PMT-3290395

San Diego Hearing Officer Meeting

PHONE-IN TESTIMONY PERIOD NOW OPEN FOR (PRJ-1111403 Apache Avenue)

To call in and make your three minutes of public comment on this item:

Telephone - Dial 669-254-5252 or (Toll Free) 833-568-8864.

When prompted, input Webinar ID: **161 383 1565**

How to Speak to a Particular Item or During Non-Agenda Public Comment

When the Hearing Officer introduces the non-agenda or item you would like to comment upon, raise your hand by either tapping the "Raise your Hand" button on your computer, tablet, or Smartphone, or by dialing ***9** on your phone. You will be taken in the order in which you raise your hand. You may only speak once on a particular item.

When the Hearing Officer indicates it is your turn to speak, click the unmute prompt that will appear on your computer, tablet or Smartphone, or dial ***6** on your phone.

