



THE CITY OF SAN DIEGO



ANNUAL REPORT

for Fiscal Year 2027

PEÑASQUITOS EAST

MAINTENANCE ASSESSMENT DISTRICT

under the provisions of the

**San Diego Maintenance Assessment District Procedural Ordinance
of the San Diego Municipal Code**

Prepared For
City of San Diego, California



Prepared By
EFS Engineering, Inc.
P.O. Box 22370
San Diego, CA 92192-2370

May 2026

CITY OF SAN DIEGO

Mayor

Todd Gloria

City Council Members

Joe LaCava
District 1 (Council President)

Jennifer Campbell
District 2

Stephen Whitburn
District 3

Henry L. Foster III
District 4

Marni von Wilpert
District 5

Kent Lee
District 6 (Council President Pro Tem)

Raul Campillo
District 7

Vivian Moreno
District 8

Sean Elo-Rivera
District 9

City Attorney

Heather Ferbert

City Clerk

Diana J.S. Fuentes

Independent Budget Analyst

Charles Modica

Chief Community Services Officer & City Engineer

Rania Amen

Director, Parks & Recreation Department

Andy Field

Table of Contents

Annual Report for Fiscal Year 2027

Peñasquitos East Maintenance Assessment District

Preamble.....	1
Executive Summary	2
Background	3
District Boundary	3
Project Description	3
Separation of General and Special Benefits	4
Cost Estimate.....	4
Annual Cost-Indexing	4
Method of Apportionment.....	5
Estimated Benefit of the Improvements	5
Apportionment Methodology	5
Land Use Factor	6
Benefit Factor	7
Sample Calculations	10
Summary Results.....	11

EXHIBITS

Exhibit A: District Boundary

Exhibit B: Estimated Budget – Revenue & Expense Statement
for Fiscal Year 2027

Exhibit C: Preliminary Assessment Roll for Fiscal Year 2027

Annual Report for Fiscal Year 2027

Peñasquitos East

Maintenance Assessment District

Preamble

Pursuant to §65.0220 of the “San Diego Maintenance Assessment District Procedural Ordinance” (being Division 2, Article 5, Chapter 6 of the *San Diego Municipal Code*) and City of San Diego Council Resolution No. R-310618 passed on July 22, 2016, authorizing the continued levy of assessments for the life of the PEÑASQUITOS EAST MAINTENANCE ASSESSMENT DISTRICT (hereinafter referred to as “District”), and in accordance with applicable provisions of “Proposition 218” (being Article XIII D of the California Constitution), and provisions of the “Proposition 218 Omnibus Implementation Act” (being California Senate Bill 919) (the aforementioned provisions are hereinafter referred to collectively as “applicable law”), and in accordance with Resolution No. _____, adopted by the CITY COUNCIL OF THE CITY OF SAN DIEGO, COUNTY OF SAN DIEGO, STATE OF CALIFORNIA, and in connection with the annual proceedings for the District, EFS Engineering, Inc., as Assessment Engineer to the City of San Diego, submits herewith this annual report for the District as required by §65.0220 of the “San Diego Maintenance Assessment District Procedural Ordinance.”

DATE OF FINAL PASSAGE BY THE CITY OF SAN DIEGO,
COUNTY OF SAN DIEGO, STATE OF CALIFORNIA, ON THE
_____ DAY OF _____, 2026.

Diana J.S. Fuentes, CITY CLERK
CITY OF SAN DIEGO
STATE OF CALIFORNIA

Executive Summary

Project: Peñasquitos East
Maintenance Assessment District

Apportionment Method: Equivalent Benefit Unit (EBU)

	FY 2026	FY 2027 ⁽¹⁾	Maximum ⁽²⁾ Authorized
Total Parcels Assessed:	11,219	11,276	--
Total Estimated Assessment:	\$376,239	\$391,649	--
Total Number of EBUs:	14,640.63	14,679.13	--
Assessment per EBU:	\$25.70	\$26.68	\$26.69 ⁽³⁾

⁽¹⁾ FY 2027 is the City's Fiscal Year 2027, which begins July 1, 2026 and ends June 30, 2027. Total Parcels Assessed, Total Estimated Assessment, and assessment apportionment factors may vary from prior fiscal year values due to parcel changes and/or land use re-classifications.

⁽²⁾ Maximum authorized assessment rate subject to cost-indexing as approved by property owners at the time of District formation.

⁽³⁾ Prior fiscal year's maximum authorized annual assessment rate increased by cost-indexing factor of 3.86%.

Annual Cost-Indexing: The maximum authorized assessment rates are cost-indexed and will increase (or decrease) annually based on the annual change in the *San Diego Consumer Price Index for Urban Consumers* (SDCPI-U).

Background

The Peñasquitos East Maintenance Assessment District (District), originally known as the “Peñasquitos East Landscape Maintenance District,” was established by the City of San Diego (City) on July 26, 1983 by City Council Resolution R- 258949. The District was subsequently re-formed on August 5, 1997 by City Council Resolution R- 289043 primarily for purposes of compliance with Proposition 218 and to permit future cost-indexing. The purpose of the District was, and still is, to fund specifically identified improvements and activities within the boundary of the District.

In conformity with §65.0221 of the “San Diego Maintenance Assessment District Procedural Ordinance,” the City adopted Resolution No. R-310618 on July 22, 2016, approving the annual budget and assessments for Fiscal Year 2017, and authorizing the levy of the assessments for the life of the District, consistent with the benefit findings and assessment apportionment method contained in the approved formational and all subsequently updated Engineer’s Reports (Engineer’s Reports). The Engineer’s Reports are on file with the City Clerk, and incorporated herein by reference.

The District is authorized and administered under the provisions of the “San Diego Maintenance Assessment District Procedural Ordinance.” This annual report has been prepared pursuant to the requirements of §65.0220 of the “San Diego Maintenance Assessment District Procedural Ordinance.”

District Boundary

The District boundary is generally depicted in **Exhibit A**. The District Boundary Map and Assessment Diagram are on file in the Maintenance Assessment Districts section of the Parks and Recreation Department of the City, and, by reference, are made a part of this annual report.

Project Description

The authorized assessments will be used to fund specifically identified improvements and activities within the District. The District improvements and activities generally consist of maintenance and servicing of landscaped and hardscaped rights-of-way, landscaped and hardscaped medians, a mini-park, open space, enhanced bus stops, and community entrance signs in the District. The approximate location of the improvements is generally shown in **Figure 1**.

For additional detail as to the location, type of improvements, and

Penasquitos East Maintenance Assessment District

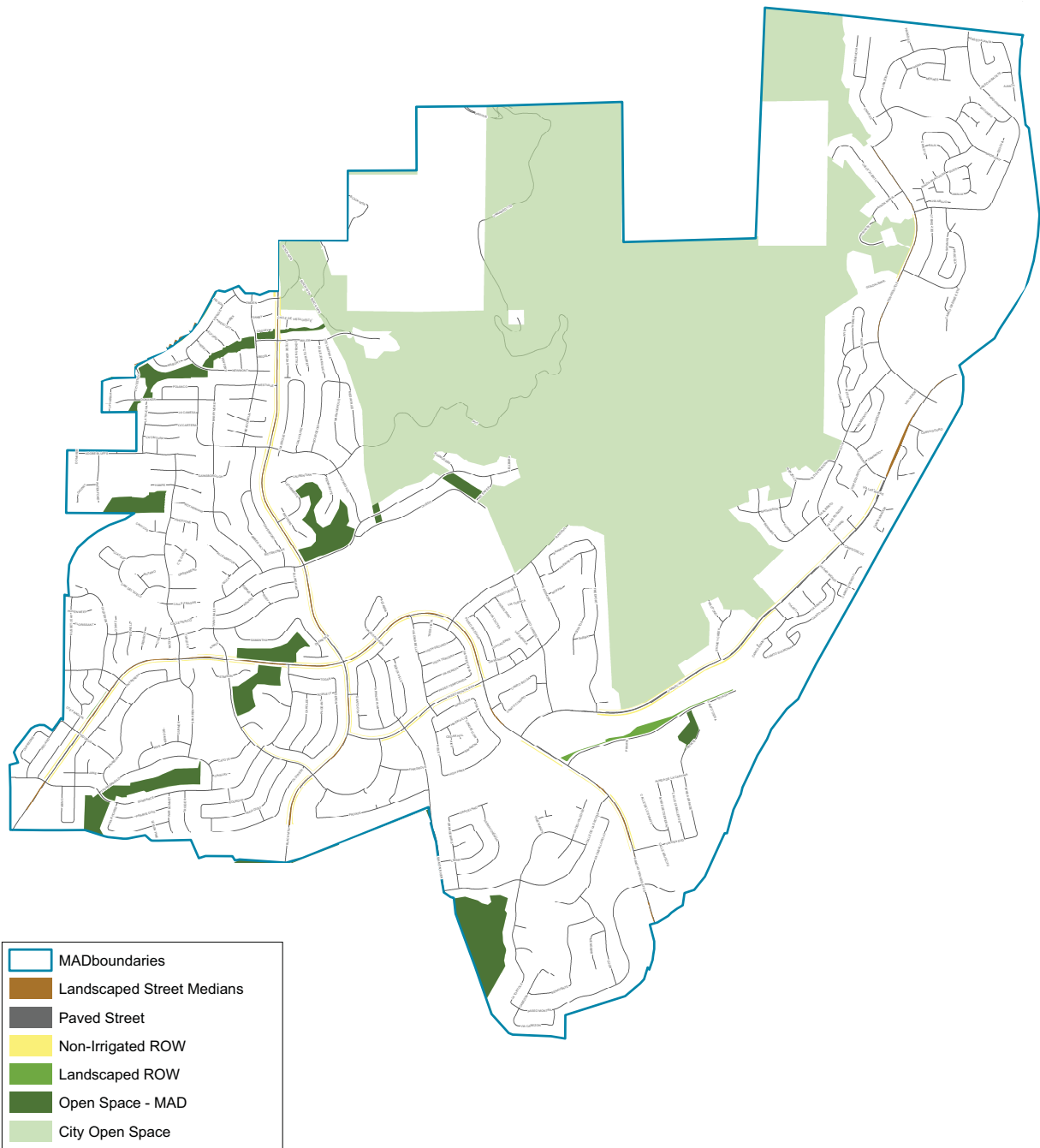


FIGURE 1



SanGIS
SanGIS is a web-based GIS application that allows users to view and interact with GIS data. It is a powerful tool for analyzing and visualizing spatial data. For more information, visit www.sandagis.com.

0 1,650 3,300 6,600 Feet



activities performed by the District, please refer to the maps, improvement plans, engineering drawings, maintenance specifications, the Engineer's Reports and other associated documents on file with the Maintenance Assessment Districts section of the Parks and Recreation Department of the City. These documents, collectively, are incorporated herein by reference and made part of this annual report.

Separation of General and Special Benefits

The identified improvements and activities provide benefits to the parcels located within the District. These benefits are “special benefits” to the extent that they are above and beyond the City’s standard level of service, and exclusive of those “general benefits” provided to the public at large or properties located outside the District. By law, only “special benefits” are assessable.

The assessments presented in this annual report are based on the cost of improvements and activities determined to provide “special benefits” in accordance with the Engineer’s Reports. For additional detail relative to the separation and quantification of general and special benefits for the District, please refer to the Engineer’s Reports, on file with the Maintenance Assessment Districts section of the Parks and Recreation Department of the City.

Cost Estimate

The estimated annual budget (Revenue & Expense Statement) is included as **Exhibit B**. The “Other Contributions (Non Assessment Source)” revenue contained in the budget includes the value of improvements and activities determined to provide “general benefits.” The District budget with full detail is available for public reference in the Maintenance Assessment Districts section of the Parks and Recreation Department of the City.

Annual Cost-Indexing

The maximum authorized assessment set forth in the Engineer’s Reports is permitted to increase annually based on the published change in the “San Diego Consumer Price Index for Urban Consumers” (SDCPI-U). The annual change in second half SDCPI-U values, as compiled by the *U.S. Bureau of Labor Statistics* (see www.bls.gov), for the prior year period was from 375.656 to 390.166 (a 3.86% increase). In accordance with the approved cost-indexing provisions, the maximum authorized assessment rate has been increased by 3.86%.

Method of Apportionment

Estimated Benefit of the Improvements

The improvements and activities provided by this District are associated with the maintenance of street rights-of-way, street medians, and open space.

Street Rights-of-Way and Medians. The major and arterial streets within the District are the backbone of the street network within the community. They serve as the primary access routes in and out of the community, cross-community trips and thus serve all parcels within the community. All parcels benefit from the enhancement of these streets and the enhanced community image provided by the District improvements and activities.

The Transportation Element of the City's General Plan and the General Policy Recommendations found in the Rancho Peñasquitos Community Plan establish several goals for the community's streets. The District improvements and activities are consistent with the Plans' goals for safety and pleasing aesthetics. The installation of these improvements was often funded by developers as conditions of development. The maintenance for these enhanced assets, since installation, has been funded through the District. The General Plan also supports the establishment of community landscape improvement and maintenance districts, such as this District, to fund enhanced improvements and activities.

Open Space. Dedication of open space is also consistent with the General and Community Plans' goals. Open space provides benefit through controlling urban form, providing for outdoor recreation, preserving natural resources, providing for the public health and safety, and serving as drainage corridors and view corridors. Open space also produces lower development density which benefits community residents by reducing traffic congestion, noise levels, and storm water runoff pollutants. These open space areas, generally dedicated to the public during the development process, require ongoing management and maintenance to maintain their functionality, aesthetics, and continued contribution to the quality of life in the community.

Apportionment Methodology

The total cost associated with District improvement and activities will be assessed to the various parcels in proportion to the estimated Equivalent Benefit Units (EBUs) assigned a parcel in relationship to the total EBUs for all parcels within the District.

EBUs for each parcel have been determined as a function of two factors, a Land Use Factor and a Benefit Factor related as shown in the following equation.

$\text{EBUs} = (\text{Acres or Units}) \times \text{Land Use Factor} \times \text{Benefit Factor}$
--

Each of these factors is discussed below.

Land Use Factor

Since the District improvements and activities are primarily associated with the Transportation Element of the General and Community Plans, trip generation rates for various land use categories (as previously established by the City’s Transportation Planning Section) have been used as the primary basis for the development of Land Use Factors. While these trip generation rates strictly address only vehicular trips, they are also considered to approximately reflect relative trip generation for other modes of transportation (e.g., pedestrian trips, bicycle trips, etc.), and are considered the best available information for these other transportation modes.

The special benefits of landscape improvements and activities are linked to trip generation primarily by the public safety and aesthetic enhancement enjoyed by travelers through the community. The special benefits of open spaces maintained or provided by the District are linked to trip generation primarily by their contribution of aesthetics and view corridors which break the monotony of travel. Thus, trip generation rates provide the required nexus and basis for assigning ratios of maximum potential benefit to the various land use/zoning classifications as defined by the City’s Municipal Code.

Land use/zoning classifications have been grouped with averaged trip generation rates assigned to establish the Land Use Factors as shown in **Table 1**.

TABLE 1: Land Use Factors

Land Use/Zoning	Code	Land Use Factor
Residential – Single Family (detached)	SFD	1.0 per dwelling unit
Residential – Condominium	CND	0.7 per dwelling unit
Residential – Multi-Family & Apartment	MFR	0.7 per dwelling unit
Residential – Duplex	DUP	0.7 per dwelling unit
Agricultural	AGR	0.02 per acre
Commercial – Office & Retail	COM	45.0 per acre
House of Worship	CRH	2.8 per acre
Educational – Primary & Secondary	EPS	5.0 per acre
Fire/Police Station	FPS	15.0 per acre
Golf Course	GLF	0.8 per acre
Hotel	HTL	15.0 per acre
Library	LIB	40.0 per acre
Open Space (designated)	OSP	0.0 per acre
Park – Developed	PKD	5.0 per acre
Park – Undeveloped	PKU	0.5 per acre
Post Office	PST	15.0 per acre
Recreational Facility	REC	3.0 per acre
Street/Roadway	STR	0.0 per acre
Undevelopable	UND	0.0 per acre
Utility Facility	UTL	3.0 per acre

Designated Open Space serves primarily to preserve natural landscape and habitat. While access for study and passive recreation is sometimes permitted, these activities are usually allowed only to the limited extent consistent with the primary purpose of natural preservation. Since this land is essentially “unused” in the customary terms of land use (which relate to human use, not use by nature), the trip generation rate is zero. Therefore, the designated Open Space receives no benefit from the Transportation Element and has been assigned a Land Use Factor of zero.

The Utility Facility category applies to utility infrastructure facilities, such as water tanks, pump stations, electric power transformer stations, etc. Utility company administrative offices are not included in this category.

Benefit Factor

The Land Use Factor described above reflects the relative intensity of use (or potential use) of the various parcels of land to be assessed. It does not address the relationship of this use to the

District improvements and activities. This relationship is reflected in the Benefit Factor utilized in the assessment methodology.

In determining the Benefit Factor for each land use category, the subcomponents of the benefits of District improvements and activities considered may include some or all of the following: public safety, view corridors and aesthetics, and recreational potential. As Benefit Factors and their subcomponents are intended to reflect the particular relationships between specific land uses within a district and the specific improvements maintained or provided by the district, Benefit Factors will generally vary from one district to another, based on the specific details of the applicable land uses and improvements and activities provided.

The applicable benefit subcomponents and resultant composite Benefit Factors determined for the various land use/zoning categories within this District are shown in **Table 2**.

TABLE 2: Benefit Factors by Land Use

Land Use/Zoning	Public Safety (max. 0.3)	Aesthetics (max. 0.6)	Recreation (max. 0.1)	Composite Benefit Factor (max. 1.0)
Residential – All	0.3	0.6	0.1	1.0
Agricultural	0.3	0.0	0.0	0.3
Commercial – Office & Retail	0.3	0.3	0.0	0.6
House of Worship	0.3	0.3	0.0	0.6
Educational – Primary & Secondary	0.3	0.3	0.0	0.6
Fire/Police Station	0.3	0.3	0.0	0.6
Golf Course	0.3	0.0	0.0	0.3
Hotel	0.3	0.3	0.1	0.7
Library	0.3	0.3	0.0	0.6
Open Space (designated)	0.3	0.0	0.0	0.3
Park – Developed	0.3	0.0	0.0	0.3
Park – Undeveloped	0.3	0.0	0.0	0.3
Post Office	0.3	0.3	0.0	0.6
Recreational Facility	0.3	0.3	0.1	0.7
Street/Roadway	0.3	0.0	0.0	0.3
Undevelopable	0.3	0.0	0.0	0.3
Utility Facility	0.3	0.0	0.0	0.3

Public Safety. All land uses are considered to receive the maximum available benefit from the public safety element of the District improvements and activities. Public safety is essential to all land uses, and even to lands, such as designated Open Space, held in stewardship with only incidental human use.

Aesthetics. The degree of benefit received from the aesthetic qualities of open spaces and landscaped roadway medians and rights-of-way maintained or provided by the District varies among land use categories. Generally, by nature of their use, residential lands receive the greatest benefit from the reduced traffic congestion, reduced noise levels, greater separation from traffic and generally more tranquil environment provided by open spaces and landscaped roadway medians and rights-of-way. Commercial and institutional uses, on the other hand, often thrive on higher densities, greater traffic access, and a higher level of activity in the vicinity of their enterprises. These uses, accordingly, receive a lesser degree of benefit from the general insulation and separation provided by the aesthetic elements of District improvements and activities.

Generally commercial and business districts require large areas of flat land and are constructed in the larger valley or mesa areas, which typically include less designated open space. On the other hand, residential neighborhoods can be sculpted into the areas of irregular terrain common to San Diego, which generally incorporate a greater amount of open space adjacent to the community's residential land use parcels. The proximity of open space to residential parcels creates a greater benefit to residential land use parcels.

Lands in the Agricultural, Open Space, and Utility Facility categories are considered to receive no significant benefit from the aesthetic elements of District improvements and activities as enhanced aesthetic quality of other lands in their vicinity does not affect their function, use, or value. Lands in the Golf Course and Park categories are considered to receive no significant benefit from the aesthetic elements of District improvements and activities, as the aesthetic values of these lands are themselves so high that they are little enhanced by those of other lands in their vicinity.

Recreation. Lands in all Residential categories and the Hotel category are considered to receive the maximum available benefit from the recreation elements of District improvements and activities, through the regular enjoyment of these elements by their residents and guests. Lands in all other categories are considered to receive, at most, only incidental enjoyment of these elements, and are therefore considered to receive no significant benefit from these elements of District improvements and activities.

Sample Calculations

As described above, the number of Equivalent Benefit Units (EBUs) assigned to each parcel in the District has been calculated based on each parcel's land use and the identified apportionment factors, as shown in the following equation:

$$\text{EBUs} = (\text{Acres or Units}) \times \text{Land Use Factor} \times \text{Benefit Factor}$$

Shown below are sample EBU calculations for several common land uses found in the District.

- **1 Single-Family Residence**
EBUs = 1 unit x 1.00 x 1.00 = 1.00 EBUs
- **1 Condominium**
EBUs = 1 unit x 0.70 x 1.00 = 0.70 EBUs
- **10-unit Apartment Complex**
EBUs = 10 units x 0.70 x 1.00 = 7.00 EBUs
- **½-acre Commercial Property**
EBUs = 0.50 acres x 45.00 x 0.60 = 13.50 EBUs

The total assessment for each parcel in the District is based on the calculated EBUs for the parcel and the applicable unit assessment rate, as shown in the following equation:

$$\text{Total Assessment} = \text{Total EBUs} \times \text{Unit Assessment Rate}$$

Based on the above formula, the EBUs calculated for each property, can be found in the Assessment Roll (**Exhibit C**).

Summary Results

The District Boundary is presented in **Exhibit A**.

An estimate of the annual costs of the improvements and activities provided by the District is included as **Exhibit B**.

The assessment methodology utilized is as described in the text of this annual report. Based on this methodology, the assessments for each parcel were calculated and are shown in the Preliminary Assessment Roll (**Exhibit C**).

Each lot or parcel of land within the District has been identified by unique County Assessor's Parcel Number in the Preliminary Assessment Roll and on the Boundary Map and Assessment Diagram referenced herein.

This annual report has been prepared and respectfully submitted by:

EFS ENGINEERING, INC.



Eugene F. Shank

Eugene F. Shank, PE

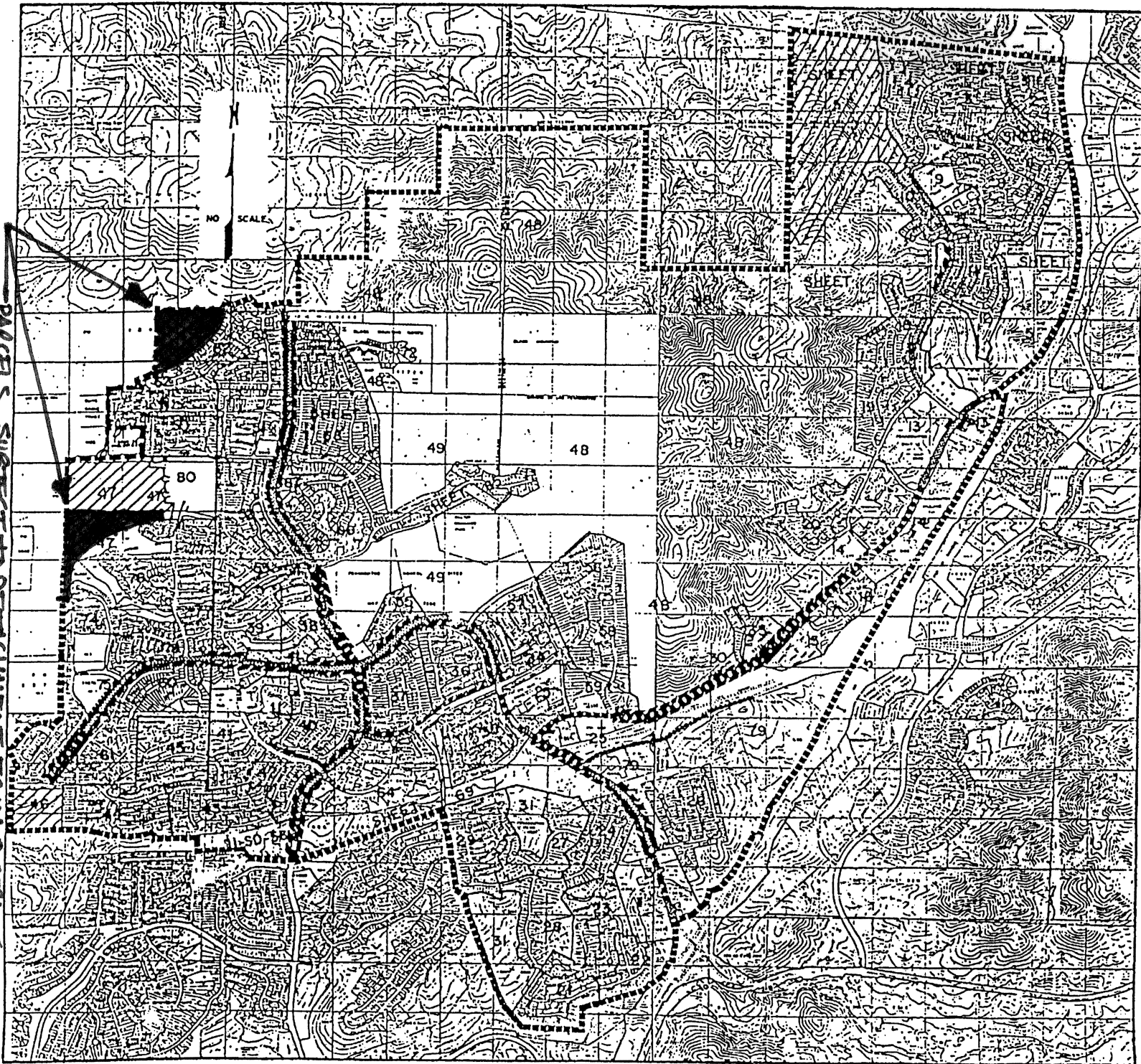
C 52792







Sharon F. Risse



Sharon F. Risse

EXHIBIT A

District Boundary



-  STREET MEDIANS LANDSCAPED
-  STREET MEDIANS PAVED
-  OPEN SPACE
-  - FUA
-  RIGHTS OF WAY LANDSCAPED
-  SUNRIDGE VISTA PARK

-  RIGHTS OF WAY UNDEVELOPED
-  IMPROVED BUS STOPS

NOTES:

1. EACH LOT OR PARCEL HAS BEEN IDENTIFIED BY THE COUNTY ASSESSOR'S PARCEL NUMBER ON THIS MAP AND THE ASSESSMENT ROLL CONTAINED IN THE ENGINEER'S REPORT.
2. FOR A DETAILED DESCRIPTION OF THE LINES AND DIMENSIONS OF THE LOTS OR PARCELS SHOWN ON THIS ASSESSMENT DIAGRAM, REFER TO THE COUNTY ASSESSOR'S MAPS, WHICH SHALL GOVERN WITH RESPECT TO ALL DETAILS CONCERNING THE LINES AND DIMENSIONS OF SUCH LOTS OR PARCELS.

CITY OF SAN DIEGO

W.O. 133197

DATE: 2/95
BOUNDARY REVISED 6/97

PENASQUITOS EAST
LANDSCAPE MAINTENANCE DISTRICT

SHEET 1 OF 80

PENASQUITOS EAST
Maintenance Assessment District

EXHIBIT A

EXHIBIT B

**Estimated Budget – Revenue & Expense Statement
for Fiscal Year 2027**

EXHIBIT B

REVENUE AND EXPENSE STATEMENT

Peñasquitos East Maintenance Assessment District Fund 200039

	FY 2025 ACTUALS	FY 2026 ESTIMATE	FY 2027 PROPOSED
BEGINNING FUND BALANCE			
Surplus (or Deficit) from Prior Year	\$ 247,519.97	\$ 200,905.31	\$ 195,726.31
TOTAL BEGINNING FUND BALANCE	\$ 247,519.97	\$ 200,905.31	\$ 195,726.31
REVENUE			
Assessment Revenue	\$ 375,593.42	\$ 376,264.00	\$ 391,648.62
Interest	\$ 9,979.05	\$ 1,300.00	\$ 1,300.00
Other Contributions (Non Assessment Source)	\$ 157,582.00	\$ 175,042.00	\$ 164,727.00
TOTAL REVENUE	\$ 543,154.47	\$ 552,606.00	\$ 557,675.62
TOTAL BEGINNING FUND BALANCE & REVENUE	\$ 790,674.44	\$ 753,511.31	\$ 753,401.93
OPERATING EXPENSE			
Landscaping Improvements and Activities ⁽¹⁾	\$ 455,059.13	\$ 400,330.00	\$ 460,283.00
Tree Services	\$ 17,595.00	\$ 30,000.00	\$ 50,000.00
Misc. Services ⁽²⁾	\$ 1,750.00	\$ -	\$ 6,000.00
Special Districts Administrative Cost	\$ 115,365.00	\$ 127,455.00	\$ 131,675.00
TOTAL OPERATING EXPENSE	\$ 589,769.13	\$ 557,785.00	\$ 647,958.00
TOTAL EXPENSE	\$ 589,769.13	\$ 557,785.00	\$ 647,958.00
TOTAL ENDING FUND BALANCE	\$ 200,905.31	\$ 195,726.31	\$ 105,443.93
NET ANNUAL REVENUE (OR EXPENSE)	\$ (46,614.66)	\$ (5,179.00)	\$ (90,282.38)

⁽¹⁾ Includes related supplies and utility costs.

⁽²⁾ Includes exotic plant removal, fibar purchase & installation, fencing services, City Sign Shop services.

The District budget with full detail is available for public reference in the Maintenance Assessment Districts section of the Parks and Recreation Department of the City of San Diego.

EXHIBIT C

**Preliminary Assessment Roll
for Fiscal Year 2027**

EXHIBIT C - Assessment Roll (Fiscal Year 2027)

Peñasquitos East Maintenance Assessment District

Parcel Number	Acres/ Units ⁽¹⁾	Land Use ⁽²⁾	Assessment Factors		Total EBU's	Unit Cost (\$/EBU)	FY 2027 ⁽⁴⁾ Assessment	Owner Name
			Land Use ⁽²⁾	Benefit ⁽³⁾				
306 020 24 00	6.59	EPS	5.00	0.60	19.77	\$26.68	\$527.46	
306 020 26 00	5.64	EPS	5.00	0.60	16.92	\$26.68	\$451.42	
306 020 27 00	7.04	PKU	0.50	0.30	1.06	\$26.68	\$28.16	
306 020 28 00	5.16	PKU	0.50	0.30	0.77	\$26.68	\$20.64	
306 020 31 00	1.34	PKU	0.50	0.30	0.20	\$26.68	\$5.36	
306 021 13 00	18.41	OSP	0.00	0.30	0.00	\$26.68	\$0.00	
306 031 10 00	1.00	SFD	1.00	1.00	1.00	\$26.68	\$26.68	
306 031 11 00	1.00	SFD	1.00	1.00	1.00	\$26.68	\$26.68	
306 031 12 00	1.00	SFD	1.00	1.00	1.00	\$26.68	\$26.68	
306 031 13 00	1.00	SFD	1.00	1.00	1.00	\$26.68	\$26.68	
306 031 14 00	1.00	SFD	1.00	1.00	1.00	\$26.68	\$26.68	
306 121 01 00	1.00	SFD	1.00	1.00	1.00	\$26.68	\$26.68	
306 121 02 00	1.00	SFD	1.00	1.00	1.00	\$26.68	\$26.68	
306 121 03 00	1.00	SFD	1.00	1.00	1.00	\$26.68	\$26.68	
306 121 04 00	1.00	SFD	1.00	1.00	1.00	\$26.68	\$26.68	
306 121 05 00	1.00	SFD	1.00	1.00	1.00	\$26.68	\$26.68	
306 121 06 00	1.00	SFD	1.00	1.00	1.00	\$26.68	\$26.68	
306 121 07 00	1.00	SFD	1.00	1.00	1.00	\$26.68	\$26.68	
306 121 08 00	1.00	SFD	1.00	1.00	1.00	\$26.68	\$26.68	
306 121 09 00	1.00	SFD	1.00	1.00	1.00	\$26.68	\$26.68	
306 121 10 00	1.00	SFD	1.00	1.00	1.00	\$26.68	\$26.68	
306 121 11 00	1.00	SFD	1.00	1.00	1.00	\$26.68	\$26.68	
306 121 12 00	1.00	SFD	1.00	1.00	1.00	\$26.68	\$26.68	
306 121 13 00	1.00	SFD	1.00	1.00	1.00	\$26.68	\$26.68	
306 121 14 00	1.00	SFD	1.00	1.00	1.00	\$26.68	\$26.68	
306 121 15 00	1.00	SFD	1.00	1.00	1.00	\$26.68	\$26.68	
306 121 16 00	1.00	SFD	1.00	1.00	1.00	\$26.68	\$26.68	
306 121 17 00	1.00	SFD	1.00	1.00	1.00	\$26.68	\$26.68	
306 121 18 00	1.00	SFD	1.00	1.00	1.00	\$26.68	\$26.68	
306 121 19 00	1.00	SFD	1.00	1.00	1.00	\$26.68	\$26.68	
306 121 20 00	1.00	SFD	1.00	1.00	1.00	\$26.68	\$26.68	
306 121 21 00	1.00	SFD	1.00	1.00	1.00	\$26.68	\$26.68	
306 121 22 00	1.00	SFD	1.00	1.00	1.00	\$26.68	\$26.68	
306 121 23 00	1.00	SFD	1.00	1.00	1.00	\$26.68	\$26.68	
306 121 24 00	1.00	SFD	1.00	1.00	1.00	\$26.68	\$26.68	
306 121 25 00	1.00	SFD	1.00	1.00	1.00	\$26.68	\$26.68	
306 121 26 00	1.00	SFD	1.00	1.00	1.00	\$26.68	\$26.68	
306 121 27 00	1.00	SFD	1.00	1.00	1.00	\$26.68	\$26.68	
306 121 28 00	1.00	SFD	1.00	1.00	1.00	\$26.68	\$26.68	
306 121 29 00	1.00	SFD	1.00	1.00	1.00	\$26.68	\$26.68	
306 121 30 00	1.00	SFD	1.00	1.00	1.00	\$26.68	\$26.68	
306 121 31 00	1.00	SFD	1.00	1.00	1.00	\$26.68	\$26.68	
306 121 32 00	1.00	SFD	1.00	1.00	1.00	\$26.68	\$26.68	
306 121 33 00	1.00	SFD	1.00	1.00	1.00	\$26.68	\$26.68	
306 121 34 00	1.00	SFD	1.00	1.00	1.00	\$26.68	\$26.68	
306 121 35 00	1.00	SFD	1.00	1.00	1.00	\$26.68	\$26.68	
306 121 36 00	1.00	SFD	1.00	1.00	1.00	\$26.68	\$26.68	
306 121 37 00	1.00	SFD	1.00	1.00	1.00	\$26.68	\$26.68	
306 121 38 00	1.00	SFD	1.00	1.00	1.00	\$26.68	\$26.68	
306 121 39 00	1.00	SFD	1.00	1.00	1.00	\$26.68	\$26.68	
306 121 40 00	1.00	SFD	1.00	1.00	1.00	\$26.68	\$26.68	
306 121 41 00	1.00	SFD	1.00	1.00	1.00	\$26.68	\$26.68	
306 121 42 00	1.00	SFD	1.00	1.00	1.00	\$26.68	\$26.68	

EXHIBIT C - Assessment Roll (Fiscal Year 2027)

Peñasquitos East Maintenance Assessment District

Parcel Number	Acres/ Units ⁽¹⁾	Land Use ⁽²⁾	Assessment Factors		Total EBU's	Unit Cost (\$/EBU)	FY 2027 ⁽⁴⁾ Assessment	Owner Name
			Land Use ⁽²⁾	Benefit ⁽³⁾				
306 121 43 00	1.00	SFD	1.00	1.00	1.00	\$26.68	\$26.68	
306 121 44 00	1.00	SFD	1.00	1.00	1.00	\$26.68	\$26.68	
306 121 45 00	1.00	SFD	1.00	1.00	1.00	\$26.68	\$26.68	
306 121 46 00	1.00	SFD	1.00	1.00	1.00	\$26.68	\$26.68	
306 121 47 00	1.00	SFD	1.00	1.00	1.00	\$26.68	\$26.68	
306 121 48 00	1.00	SFD	1.00	1.00	1.00	\$26.68	\$26.68	
306 121 49 00	1.00	SFD	1.00	1.00	1.00	\$26.68	\$26.68	
306 121 50 00	1.00	SFD	1.00	1.00	1.00	\$26.68	\$26.68	
306 121 51 00	1.00	SFD	1.00	1.00	1.00	\$26.68	\$26.68	
306 121 52 00	1.00	SFD	1.00	1.00	1.00	\$26.68	\$26.68	
306 121 53 00	1.00	SFD	1.00	1.00	1.00	\$26.68	\$26.68	
306 121 54 00	1.00	SFD	1.00	1.00	1.00	\$26.68	\$26.68	
306 121 55 00	1.00	SFD	1.00	1.00	1.00	\$26.68	\$26.68	
306 121 56 00	1.00	SFD	1.00	1.00	1.00	\$26.68	\$26.68	
306 121 57 00	1.00	SFD	1.00	1.00	1.00	\$26.68	\$26.68	
306 121 58 00	1.00	SFD	1.00	1.00	1.00	\$26.68	\$26.68	
306 121 59 00	1.00	SFD	1.00	1.00	1.00	\$26.68	\$26.68	
306 121 60 00	1.00	SFD	1.00	1.00	1.00	\$26.68	\$26.68	
306 121 61 00	1.00	SFD	1.00	1.00	1.00	\$26.68	\$26.68	
306 122 01 00	1.00	SFD	1.00	1.00	1.00	\$26.68	\$26.68	
306 122 02 00	1.00	SFD	1.00	1.00	1.00	\$26.68	\$26.68	
306 122 03 00	1.00	SFD	1.00	1.00	1.00	\$26.68	\$26.68	
306 122 04 00	1.00	SFD	1.00	1.00	1.00	\$26.68	\$26.68	
306 122 05 00	1.00	SFD	1.00	1.00	1.00	\$26.68	\$26.68	
306 122 06 00	1.00	SFD	1.00	1.00	1.00	\$26.68	\$26.68	
306 122 07 00	1.00	SFD	1.00	1.00	1.00	\$26.68	\$26.68	
306 122 08 00	1.00	SFD	1.00	1.00	1.00	\$26.68	\$26.68	
306 122 09 00	1.00	SFD	1.00	1.00	1.00	\$26.68	\$26.68	
306 122 10 00	1.00	SFD	1.00	1.00	1.00	\$26.68	\$26.68	
306 122 11 00	1.00	SFD	1.00	1.00	1.00	\$26.68	\$26.68	
306 122 12 00	1.00	SFD	1.00	1.00	1.00	\$26.68	\$26.68	
306 122 13 00	1.00	SFD	1.00	1.00	1.00	\$26.68	\$26.68	
306 122 14 00	1.00	SFD	1.00	1.00	1.00	\$26.68	\$26.68	
306 122 15 00	1.00	SFD	1.00	1.00	1.00	\$26.68	\$26.68	
306 122 16 00	1.00	SFD	1.00	1.00	1.00	\$26.68	\$26.68	
306 122 17 00	1.00	SFD	1.00	1.00	1.00	\$26.68	\$26.68	
306 122 18 00	1.00	SFD	1.00	1.00	1.00	\$26.68	\$26.68	
306 122 19 00	1.00	SFD	1.00	1.00	1.00	\$26.68	\$26.68	
306 122 22 00	1.00	SFD	1.00	1.00	1.00	\$26.68	\$26.68	
306 122 23 00	1.00	SFD	1.00	1.00	1.00	\$26.68	\$26.68	
306 122 24 00	1.00	SFD	1.00	1.00	1.00	\$26.68	\$26.68	
306 122 25 00	1.00	SFD	1.00	1.00	1.00	\$26.68	\$26.68	
306 122 26 00	1.00	SFD	1.00	1.00	1.00	\$26.68	\$26.68	
306 122 27 00	1.00	SFD	1.00	1.00	1.00	\$26.68	\$26.68	
306 122 28 00	1.00	SFD	1.00	1.00	1.00	\$26.68	\$26.68	
306 122 29 00	1.00	SFD	1.00	1.00	1.00	\$26.68	\$26.68	
306 122 30 00	1.00	SFD	1.00	1.00	1.00	\$26.68	\$26.68	
306 122 31 00	1.00	SFD	1.00	1.00	1.00	\$26.68	\$26.68	
306 122 32 00	1.00	SFD	1.00	1.00	1.00	\$26.68	\$26.68	
306 122 33 00	1.00	SFD	1.00	1.00	1.00	\$26.68	\$26.68	
306 122 34 00	1.00	SFD	1.00	1.00	1.00	\$26.68	\$26.68	
306 122 35 00	1.00	SFD	1.00	1.00	1.00	\$26.68	\$26.68	
306 122 36 00	1.00	SFD	1.00	1.00	1.00	\$26.68	\$26.68	

EXHIBIT C - Assessment Roll (Fiscal Year 2027)

Peñasquitos East Maintenance Assessment District

Parcel Number	Acres/ Units ⁽¹⁾	Land Use ⁽²⁾	Assessment Factors		Total EBU's	Unit Cost (\$/EBU)	FY 2027 ⁽⁴⁾ Assessment	Owner Name
			Land Use ⁽²⁾	Benefit ⁽³⁾				
306 122 37 00	1.00	SFD	1.00	1.00	1.00	\$26.68	\$26.68	
306 122 38 00	1.00	SFD	1.00	1.00	1.00	\$26.68	\$26.68	
306 122 39 00	1.00	SFD	1.00	1.00	1.00	\$26.68	\$26.68	
306 122 40 00	1.00	SFD	1.00	1.00	1.00	\$26.68	\$26.68	
306 122 41 00	1.00	SFD	1.00	1.00	1.00	\$26.68	\$26.68	
306 122 42 00	1.00	SFD	1.00	1.00	1.00	\$26.68	\$26.68	
306 122 43 00	1.00	SFD	1.00	1.00	1.00	\$26.68	\$26.68	
306 122 44 00	1.00	SFD	1.00	1.00	1.00	\$26.68	\$26.68	
306 122 45 00	1.00	SFD	1.00	1.00	1.00	\$26.68	\$26.68	
306 122 46 00	1.00	SFD	1.00	1.00	1.00	\$26.68	\$26.68	
306 122 47 00	1.00	SFD	1.00	1.00	1.00	\$26.68	\$26.68	
306 122 48 00	1.00	SFD	1.00	1.00	1.00	\$26.68	\$26.68	
306 122 49 00	1.00	SFD	1.00	1.00	1.00	\$26.68	\$26.68	
306 122 56 00	1.00	SFD	1.00	1.00	1.00	\$26.68	\$26.68	
306 122 57 00	1.00	SFD	1.00	1.00	1.00	\$26.68	\$26.68	
306 122 58 00	1.00	SFD	1.00	1.00	1.00	\$26.68	\$26.68	
306 122 59 00	1.00	SFD	1.00	1.00	1.00	\$26.68	\$26.68	
306 122 60 00	1.00	SFD	1.00	1.00	1.00	\$26.68	\$26.68	
306 122 61 00	1.00	SFD	1.00	1.00	1.00	\$26.68	\$26.68	
306 122 62 00	1.00	SFD	1.00	1.00	1.00	\$26.68	\$26.68	
306 122 63 00	1.00	SFD	1.00	1.00	1.00	\$26.68	\$26.68	
306 122 64 00	1.00	SFD	1.00	1.00	1.00	\$26.68	\$26.68	
306 122 65 00	1.00	SFD	1.00	1.00	1.00	\$26.68	\$26.68	
306 122 66 00	1.00	SFD	1.00	1.00	1.00	\$26.68	\$26.68	
306 122 67 00	1.00	SFD	1.00	1.00	1.00	\$26.68	\$26.68	
306 122 68 00	1.00	SFD	1.00	1.00	1.00	\$26.68	\$26.68	
306 131 01 00	1.00	SFD	1.00	1.00	1.00	\$26.68	\$26.68	
306 131 02 00	1.00	SFD	1.00	1.00	1.00	\$26.68	\$26.68	
306 131 03 00	1.00	SFD	1.00	1.00	1.00	\$26.68	\$26.68	
306 131 04 00	1.00	SFD	1.00	1.00	1.00	\$26.68	\$26.68	
306 131 05 00	1.00	SFD	1.00	1.00	1.00	\$26.68	\$26.68	
306 131 06 00	1.00	SFD	1.00	1.00	1.00	\$26.68	\$26.68	
306 131 07 00	1.00	SFD	1.00	1.00	1.00	\$26.68	\$26.68	
306 131 08 00	1.00	SFD	1.00	1.00	1.00	\$26.68	\$26.68	
306 131 09 00	1.00	SFD	1.00	1.00	1.00	\$26.68	\$26.68	
306 131 10 00	1.00	SFD	1.00	1.00	1.00	\$26.68	\$26.68	
306 131 11 00	1.00	SFD	1.00	1.00	1.00	\$26.68	\$26.68	
306 131 12 00	1.00	SFD	1.00	1.00	1.00	\$26.68	\$26.68	
306 131 13 00	1.00	SFD	1.00	1.00	1.00	\$26.68	\$26.68	
306 131 14 00	1.00	SFD	1.00	1.00	1.00	\$26.68	\$26.68	
306 131 15 00	1.00	SFD	1.00	1.00	1.00	\$26.68	\$26.68	
306 131 16 00	1.00	SFD	1.00	1.00	1.00	\$26.68	\$26.68	
306 131 17 00	1.00	SFD	1.00	1.00	1.00	\$26.68	\$26.68	
306 131 18 00	1.00	SFD	1.00	1.00	1.00	\$26.68	\$26.68	
306 131 19 00	1.00	SFD	1.00	1.00	1.00	\$26.68	\$26.68	
306 131 20 00	1.00	SFD	1.00	1.00	1.00	\$26.68	\$26.68	
306 131 21 00	1.00	SFD	1.00	1.00	1.00	\$26.68	\$26.68	
306 131 22 00	1.00	SFD	1.00	1.00	1.00	\$26.68	\$26.68	
306 131 23 00	1.00	SFD	1.00	1.00	1.00	\$26.68	\$26.68	
306 131 24 00	1.00	SFD	1.00	1.00	1.00	\$26.68	\$26.68	
306 131 25 00	1.00	SFD	1.00	1.00	1.00	\$26.68	\$26.68	
306 131 26 00	1.00	SFD	1.00	1.00	1.00	\$26.68	\$26.68	
306 131 27 00	1.00	SFD	1.00	1.00	1.00	\$26.68	\$26.68	

EXHIBIT C - Assessment Roll (Fiscal Year 2027)
Peñasquitos East Maintenance Assessment District

Parcel Number	Acres/ Units ⁽¹⁾	Land Use ⁽²⁾	Assessment Factors		Total EBU's	Unit Cost (\$/EBU)	FY 2027 ⁽⁴⁾ Assessment	Owner Name
			Land Use ⁽²⁾	Benefit ⁽³⁾				
306 131 28 00	1.00	SFD	1.00	1.00	1.00	\$26.68	\$26.68	
306 131 29 00	1.00	SFD	1.00	1.00	1.00	\$26.68	\$26.68	
306 131 30 00	1.00	SFD	1.00	1.00	1.00	\$26.68	\$26.68	
306 131 31 00	1.00	SFD	1.00	1.00	1.00	\$26.68	\$26.68	
306 131 32 00	1.00	SFD	1.00	1.00	1.00	\$26.68	\$26.68	
306 131 33 00	1.00	SFD	1.00	1.00	1.00	\$26.68	\$26.68	
306 131 34 00	1.00	SFD	1.00	1.00	1.00	\$26.68	\$26.68	
306 131 35 00	1.00	SFD	1.00	1.00	1.00	\$26.68	\$26.68	
306 131 36 00	1.00	SFD	1.00	1.00	1.00	\$26.68	\$26.68	
306 131 37 00	1.00	SFD	1.00	1.00	1.00	\$26.68	\$26.68	
306 131 38 00	1.00	SFD	1.00	1.00	1.00	\$26.68	\$26.68	
306 131 39 00	1.00	SFD	1.00	1.00	1.00	\$26.68	\$26.68	
306 131 40 00	1.00	SFD	1.00	1.00	1.00	\$26.68	\$26.68	
306 131 41 00	1.00	SFD	1.00	1.00	1.00	\$26.68	\$26.68	
306 131 42 00	1.00	SFD	1.00	1.00	1.00	\$26.68	\$26.68	
306 131 43 00	1.00	SFD	1.00	1.00	1.00	\$26.68	\$26.68	
306 131 44 00	1.00	SFD	1.00	1.00	1.00	\$26.68	\$26.68	
306 131 45 00	1.00	SFD	1.00	1.00	1.00	\$26.68	\$26.68	
306 131 46 00	1.00	SFD	1.00	1.00	1.00	\$26.68	\$26.68	
306 131 47 00	1.00	SFD	1.00	1.00	1.00	\$26.68	\$26.68	
306 131 48 00	1.00	SFD	1.00	1.00	1.00	\$26.68	\$26.68	
306 131 49 00	1.00	SFD	1.00	1.00	1.00	\$26.68	\$26.68	
306 131 50 00	1.00	SFD	1.00	1.00	1.00	\$26.68	\$26.68	
306 131 51 00	1.00	SFD	1.00	1.00	1.00	\$26.68	\$26.68	
306 131 52 00	1.00	SFD	1.00	1.00	1.00	\$26.68	\$26.68	
306 131 53 00	1.00	SFD	1.00	1.00	1.00	\$26.68	\$26.68	
306 131 54 00	1.00	SFD	1.00	1.00	1.00	\$26.68	\$26.68	
306 131 55 00	1.00	SFD	1.00	1.00	1.00	\$26.68	\$26.68	
306 131 56 00	1.00	SFD	1.00	1.00	1.00	\$26.68	\$26.68	
306 131 57 00	1.00	SFD	1.00	1.00	1.00	\$26.68	\$26.68	
306 131 58 00	1.00	SFD	1.00	1.00	1.00	\$26.68	\$26.68	
306 131 59 00	1.00	SFD	1.00	1.00	1.00	\$26.68	\$26.68	
306 131 60 00	1.00	SFD	1.00	1.00	1.00	\$26.68	\$26.68	
306 131 61 00	1.00	SFD	1.00	1.00	1.00	\$26.68	\$26.68	
306 131 62 00	1.00	SFD	1.00	1.00	1.00	\$26.68	\$26.68	
306 131 63 00	1.00	SFD	1.00	1.00	1.00	\$26.68	\$26.68	
306 131 64 00	1.00	SFD	1.00	1.00	1.00	\$26.68	\$26.68	
306 131 65 00	1.00	SFD	1.00	1.00	1.00	\$26.68	\$26.68	
306 132 01 00	1.00	SFD	1.00	1.00	1.00	\$26.68	\$26.68	
306 132 02 00	1.00	SFD	1.00	1.00	1.00	\$26.68	\$26.68	
306 132 03 00	1.00	SFD	1.00	1.00	1.00	\$26.68	\$26.68	
306 132 04 00	1.00	SFD	1.00	1.00	1.00	\$26.68	\$26.68	
306 132 05 00	1.00	SFD	1.00	1.00	1.00	\$26.68	\$26.68	
306 132 06 00	1.00	SFD	1.00	1.00	1.00	\$26.68	\$26.68	
306 132 07 00	1.00	SFD	1.00	1.00	1.00	\$26.68	\$26.68	
306 132 08 00	1.00	SFD	1.00	1.00	1.00	\$26.68	\$26.68	
306 132 09 00	1.00	SFD	1.00	1.00	1.00	\$26.68	\$26.68	
306 132 10 00	1.00	SFD	1.00	1.00	1.00	\$26.68	\$26.68	
306 132 11 00	1.00	SFD	1.00	1.00	1.00	\$26.68	\$26.68	
306 132 12 00	1.00	SFD	1.00	1.00	1.00	\$26.68	\$26.68	
306 132 13 00	1.00	SFD	1.00	1.00	1.00	\$26.68	\$26.68	
306 132 14 00	1.00	SFD	1.00	1.00	1.00	\$26.68	\$26.68	
306 132 15 00	1.00	SFD	1.00	1.00	1.00	\$26.68	\$26.68	

EXHIBIT C - Assessment Roll (Fiscal Year 2027)

Peñasquitos East Maintenance Assessment District

Parcel Number	Acres/ Units ⁽¹⁾	Land Use ⁽²⁾	Assessment Factors		Total EBU's	Unit Cost (\$/EBU)	FY 2027 ⁽⁴⁾ Assessment	Owner Name
			Land Use ⁽²⁾	Benefit ⁽³⁾				
306 132 16 00	1.00	SFD	1.00	1.00	1.00	\$26.68	\$26.68	
306 132 17 00	1.00	SFD	1.00	1.00	1.00	\$26.68	\$26.68	
306 132 18 00	1.00	SFD	1.00	1.00	1.00	\$26.68	\$26.68	
306 132 19 00	1.00	SFD	1.00	1.00	1.00	\$26.68	\$26.68	
306 132 20 00	1.00	SFD	1.00	1.00	1.00	\$26.68	\$26.68	
306 132 21 00	1.00	SFD	1.00	1.00	1.00	\$26.68	\$26.68	
306 132 22 00	1.00	SFD	1.00	1.00	1.00	\$26.68	\$26.68	
306 132 23 00	1.00	SFD	1.00	1.00	1.00	\$26.68	\$26.68	
306 132 24 00	1.00	SFD	1.00	1.00	1.00	\$26.68	\$26.68	
306 132 25 00	1.00	SFD	1.00	1.00	1.00	\$26.68	\$26.68	
306 132 26 00	1.00	SFD	1.00	1.00	1.00	\$26.68	\$26.68	
306 132 27 00	1.00	SFD	1.00	1.00	1.00	\$26.68	\$26.68	
306 132 28 00	1.00	SFD	1.00	1.00	1.00	\$26.68	\$26.68	
306 132 29 00	1.00	SFD	1.00	1.00	1.00	\$26.68	\$26.68	
306 132 30 00	1.00	SFD	1.00	1.00	1.00	\$26.68	\$26.68	
306 132 31 00	1.00	SFD	1.00	1.00	1.00	\$26.68	\$26.68	
306 132 32 00	1.00	SFD	1.00	1.00	1.00	\$26.68	\$26.68	
306 132 33 00	1.00	SFD	1.00	1.00	1.00	\$26.68	\$26.68	
306 132 34 00	1.00	SFD	1.00	1.00	1.00	\$26.68	\$26.68	
306 132 35 00	1.00	SFD	1.00	1.00	1.00	\$26.68	\$26.68	
306 132 36 00	1.00	SFD	1.00	1.00	1.00	\$26.68	\$26.68	
306 132 37 00	1.00	SFD	1.00	1.00	1.00	\$26.68	\$26.68	
306 132 38 00	1.00	SFD	1.00	1.00	1.00	\$26.68	\$26.68	
306 132 39 00	1.00	SFD	1.00	1.00	1.00	\$26.68	\$26.68	
306 132 40 00	1.00	SFD	1.00	1.00	1.00	\$26.68	\$26.68	
306 132 41 00	1.00	SFD	1.00	1.00	1.00	\$26.68	\$26.68	
306 132 42 00	1.00	SFD	1.00	1.00	1.00	\$26.68	\$26.68	
306 132 43 00	1.00	SFD	1.00	1.00	1.00	\$26.68	\$26.68	
306 132 44 00	1.00	SFD	1.00	1.00	1.00	\$26.68	\$26.68	
306 133 01 00	1.00	SFD	1.00	1.00	1.00	\$26.68	\$26.68	
306 133 02 00	1.00	SFD	1.00	1.00	1.00	\$26.68	\$26.68	
306 133 03 00	1.00	SFD	1.00	1.00	1.00	\$26.68	\$26.68	
306 133 04 00	1.00	SFD	1.00	1.00	1.00	\$26.68	\$26.68	
306 133 05 00	1.00	SFD	1.00	1.00	1.00	\$26.68	\$26.68	
306 133 06 00	1.00	SFD	1.00	1.00	1.00	\$26.68	\$26.68	
306 133 07 00	1.00	SFD	1.00	1.00	1.00	\$26.68	\$26.68	
306 133 08 00	1.00	SFD	1.00	1.00	1.00	\$26.68	\$26.68	
306 133 09 00	1.00	SFD	1.00	1.00	1.00	\$26.68	\$26.68	
306 133 10 00	1.00	SFD	1.00	1.00	1.00	\$26.68	\$26.68	
306 133 11 00	1.00	SFD	1.00	1.00	1.00	\$26.68	\$26.68	
306 133 12 00	1.00	SFD	1.00	1.00	1.00	\$26.68	\$26.68	
306 133 13 00	1.00	SFD	1.00	1.00	1.00	\$26.68	\$26.68	
306 133 14 00	1.00	SFD	1.00	1.00	1.00	\$26.68	\$26.68	
306 133 15 00	1.00	SFD	1.00	1.00	1.00	\$26.68	\$26.68	
306 133 16 00	1.00	SFD	1.00	1.00	1.00	\$26.68	\$26.68	
306 133 17 00	1.00	SFD	1.00	1.00	1.00	\$26.68	\$26.68	
306 133 18 00	1.00	SFD	1.00	1.00	1.00	\$26.68	\$26.68	
306 133 19 00	1.00	SFD	1.00	1.00	1.00	\$26.68	\$26.68	
306 133 20 00	1.00	SFD	1.00	1.00	1.00	\$26.68	\$26.68	
306 133 21 00	1.00	SFD	1.00	1.00	1.00	\$26.68	\$26.68	
306 133 22 00	1.00	SFD	1.00	1.00	1.00	\$26.68	\$26.68	
306 133 23 00	1.00	SFD	1.00	1.00	1.00	\$26.68	\$26.68	
306 133 24 00	1.00	SFD	1.00	1.00	1.00	\$26.68	\$26.68	

EXHIBIT C - Assessment Roll (Fiscal Year 2027)

Peñasquitos East Maintenance Assessment District

Parcel Number	Acres/ Units ⁽¹⁾	Land Use ⁽²⁾	Assessment Factors		Total EBUs	Unit Cost (\$/EBU)	FY 2027 ⁽⁴⁾ Assessment	Owner Name
			Land Use ⁽²⁾	Benefit ⁽³⁾				
306 133 25 00	1.00	SFD	1.00	1.00	1.00	\$26.68	\$26.68	
306 133 26 00	1.00	SFD	1.00	1.00	1.00	\$26.68	\$26.68	
306 133 27 00	1.00	SFD	1.00	1.00	1.00	\$26.68	\$26.68	
306 133 28 00	1.00	SFD	1.00	1.00	1.00	\$26.68	\$26.68	
306 133 29 00	1.00	SFD	1.00	1.00	1.00	\$26.68	\$26.68	
306 133 30 00	1.00	SFD	1.00	1.00	1.00	\$26.68	\$26.68	
306 133 31 00	1.00	SFD	1.00	1.00	1.00	\$26.68	\$26.68	
306 133 32 00	1.00	SFD	1.00	1.00	1.00	\$26.68	\$26.68	
306 133 33 00	1.00	SFD	1.00	1.00	1.00	\$26.68	\$26.68	
306 133 34 00	1.00	SFD	1.00	1.00	1.00	\$26.68	\$26.68	
306 133 35 00	1.00	SFD	1.00	1.00	1.00	\$26.68	\$26.68	
306 133 36 00	1.00	SFD	1.00	1.00	1.00	\$26.68	\$26.68	
306 133 37 00	1.00	SFD	1.00	1.00	1.00	\$26.68	\$26.68	
306 133 38 00	1.00	SFD	1.00	1.00	1.00	\$26.68	\$26.68	
306 133 39 00	1.00	SFD	1.00	1.00	1.00	\$26.68	\$26.68	
306 133 40 00	1.00	SFD	1.00	1.00	1.00	\$26.68	\$26.68	
306 133 41 00	1.00	SFD	1.00	1.00	1.00	\$26.68	\$26.68	
306 133 42 00	1.00	SFD	1.00	1.00	1.00	\$26.68	\$26.68	
306 133 43 00	1.00	SFD	1.00	1.00	1.00	\$26.68	\$26.68	
306 133 44 00	1.00	SFD	1.00	1.00	1.00	\$26.68	\$26.68	
306 133 45 00	1.00	SFD	1.00	1.00	1.00	\$26.68	\$26.68	
306 133 46 00	1.00	SFD	1.00	1.00	1.00	\$26.68	\$26.68	
306 133 47 00	1.00	SFD	1.00	1.00	1.00	\$26.68	\$26.68	
306 141 16 00	1.00	SFD	1.00	1.00	1.00	\$26.68	\$26.68	
306 141 17 00	1.00	SFD	1.00	1.00	1.00	\$26.68	\$26.68	
306 141 18 00	1.00	SFD	1.00	1.00	1.00	\$26.68	\$26.68	
306 141 19 00	1.00	SFD	1.00	1.00	1.00	\$26.68	\$26.68	
306 141 20 00	1.00	SFD	1.00	1.00	1.00	\$26.68	\$26.68	
306 141 21 00	1.00	SFD	1.00	1.00	1.00	\$26.68	\$26.68	
306 141 22 00	1.00	SFD	1.00	1.00	1.00	\$26.68	\$26.68	
306 141 23 00	1.00	SFD	1.00	1.00	1.00	\$26.68	\$26.68	
306 141 24 00	1.00	SFD	1.00	1.00	1.00	\$26.68	\$26.68	
306 141 25 00	1.00	SFD	1.00	1.00	1.00	\$26.68	\$26.68	
306 141 26 00	1.00	SFD	1.00	1.00	1.00	\$26.68	\$26.68	
306 141 27 00	1.00	SFD	1.00	1.00	1.00	\$26.68	\$26.68	
306 141 28 00	1.00	SFD	1.00	1.00	1.00	\$26.68	\$26.68	
306 141 29 00	1.00	SFD	1.00	1.00	1.00	\$26.68	\$26.68	
306 141 30 00	1.00	SFD	1.00	1.00	1.00	\$26.68	\$26.68	
306 141 31 00	1.00	SFD	1.00	1.00	1.00	\$26.68	\$26.68	
306 141 32 00	1.00	SFD	1.00	1.00	1.00	\$26.68	\$26.68	
306 141 33 00	1.00	SFD	1.00	1.00	1.00	\$26.68	\$26.68	
306 141 34 00	1.00	SFD	1.00	1.00	1.00	\$26.68	\$26.68	
306 141 35 00	1.00	SFD	1.00	1.00	1.00	\$26.68	\$26.68	
306 141 36 00	1.00	SFD	1.00	1.00	1.00	\$26.68	\$26.68	
306 141 37 00	1.00	SFD	1.00	1.00	1.00	\$26.68	\$26.68	
306 141 38 00	1.00	SFD	1.00	1.00	1.00	\$26.68	\$26.68	
306 141 39 00	1.00	SFD	1.00	1.00	1.00	\$26.68	\$26.68	
306 141 40 00	1.00	SFD	1.00	1.00	1.00	\$26.68	\$26.68	
306 141 41 00	1.00	SFD	1.00	1.00	1.00	\$26.68	\$26.68	
306 141 42 00	1.00	SFD	1.00	1.00	1.00	\$26.68	\$26.68	
306 141 43 00	1.00	SFD	1.00	1.00	1.00	\$26.68	\$26.68	
306 141 44 00	1.00	SFD	1.00	1.00	1.00	\$26.68	\$26.68	
306 141 45 00	1.00	SFD	1.00	1.00	1.00	\$26.68	\$26.68	

EXHIBIT C - Assessment Roll (Fiscal Year 2027)

Peñasquitos East Maintenance Assessment District

Parcel Number	Acres/ Units ⁽¹⁾	Land Use ⁽²⁾	Assessment Factors		Total EBU's	Unit Cost (\$/EBU)	FY 2027 ⁽⁴⁾ Assessment	Owner Name
			Land Use ⁽²⁾	Benefit ⁽³⁾				
306 141 46 00	1.00	SFD	1.00	1.00	1.00	\$26.68	\$26.68	
306 141 47 00	1.00	SFD	1.00	1.00	1.00	\$26.68	\$26.68	
306 141 48 00	1.00	SFD	1.00	1.00	1.00	\$26.68	\$26.68	
306 141 49 00	1.00	SFD	1.00	1.00	1.00	\$26.68	\$26.68	
306 141 50 00	1.00	SFD	1.00	1.00	1.00	\$26.68	\$26.68	
306 141 51 00	1.00	SFD	1.00	1.00	1.00	\$26.68	\$26.68	
306 141 52 00	1.00	SFD	1.00	1.00	1.00	\$26.68	\$26.68	
306 141 53 00	1.00	SFD	1.00	1.00	1.00	\$26.68	\$26.68	
306 141 54 00	1.00	SFD	1.00	1.00	1.00	\$26.68	\$26.68	
306 141 55 00	1.00	SFD	1.00	1.00	1.00	\$26.68	\$26.68	
306 141 56 00	1.00	SFD	1.00	1.00	1.00	\$26.68	\$26.68	
306 141 57 00	1.00	SFD	1.00	1.00	1.00	\$26.68	\$26.68	
306 142 01 00	1.00	SFD	1.00	1.00	1.00	\$26.68	\$26.68	
306 142 02 00	1.00	SFD	1.00	1.00	1.00	\$26.68	\$26.68	
306 142 03 00	1.00	SFD	1.00	1.00	1.00	\$26.68	\$26.68	
306 142 04 00	1.00	SFD	1.00	1.00	1.00	\$26.68	\$26.68	
306 142 05 00	1.00	SFD	1.00	1.00	1.00	\$26.68	\$26.68	
306 142 06 00	1.00	SFD	1.00	1.00	1.00	\$26.68	\$26.68	
306 142 07 00	1.00	SFD	1.00	1.00	1.00	\$26.68	\$26.68	
306 142 08 00	1.00	SFD	1.00	1.00	1.00	\$26.68	\$26.68	
306 142 09 00	1.00	SFD	1.00	1.00	1.00	\$26.68	\$26.68	
306 142 10 00	1.00	SFD	1.00	1.00	1.00	\$26.68	\$26.68	
306 142 11 00	1.00	SFD	1.00	1.00	1.00	\$26.68	\$26.68	
306 142 12 00	1.00	SFD	1.00	1.00	1.00	\$26.68	\$26.68	
306 142 13 00	1.00	SFD	1.00	1.00	1.00	\$26.68	\$26.68	
306 142 14 00	1.00	SFD	1.00	1.00	1.00	\$26.68	\$26.68	
306 142 15 00	1.00	SFD	1.00	1.00	1.00	\$26.68	\$26.68	
306 142 16 00	1.00	SFD	1.00	1.00	1.00	\$26.68	\$26.68	
306 142 17 00	1.00	SFD	1.00	1.00	1.00	\$26.68	\$26.68	
306 142 18 00	1.00	SFD	1.00	1.00	1.00	\$26.68	\$26.68	
306 142 19 00	1.00	SFD	1.00	1.00	1.00	\$26.68	\$26.68	
306 142 20 00	1.00	SFD	1.00	1.00	1.00	\$26.68	\$26.68	
306 142 21 00	1.00	SFD	1.00	1.00	1.00	\$26.68	\$26.68	
306 142 22 00	1.00	SFD	1.00	1.00	1.00	\$26.68	\$26.68	
306 142 23 00	1.00	SFD	1.00	1.00	1.00	\$26.68	\$26.68	
306 142 24 00	1.00	SFD	1.00	1.00	1.00	\$26.68	\$26.68	
306 142 25 00	1.00	SFD	1.00	1.00	1.00	\$26.68	\$26.68	
306 142 26 00	1.00	SFD	1.00	1.00	1.00	\$26.68	\$26.68	
306 142 27 00	1.00	SFD	1.00	1.00	1.00	\$26.68	\$26.68	
306 142 28 00	1.00	SFD	1.00	1.00	1.00	\$26.68	\$26.68	
306 142 29 00	1.00	SFD	1.00	1.00	1.00	\$26.68	\$26.68	
306 142 30 00	1.00	SFD	1.00	1.00	1.00	\$26.68	\$26.68	
306 142 31 00	1.00	SFD	1.00	1.00	1.00	\$26.68	\$26.68	
306 142 32 00	1.00	SFD	1.00	1.00	1.00	\$26.68	\$26.68	
306 142 33 00	1.00	SFD	1.00	1.00	1.00	\$26.68	\$26.68	
306 142 34 00	1.00	SFD	1.00	1.00	1.00	\$26.68	\$26.68	
306 143 01 00	1.00	SFD	1.00	1.00	1.00	\$26.68	\$26.68	
306 143 02 00	1.00	SFD	1.00	1.00	1.00	\$26.68	\$26.68	
306 143 03 00	1.00	SFD	1.00	1.00	1.00	\$26.68	\$26.68	
306 143 04 00	1.00	SFD	1.00	1.00	1.00	\$26.68	\$26.68	
306 143 05 00	1.00	SFD	1.00	1.00	1.00	\$26.68	\$26.68	
306 143 06 00	1.00	SFD	1.00	1.00	1.00	\$26.68	\$26.68	
306 143 07 00	1.00	SFD	1.00	1.00	1.00	\$26.68	\$26.68	

EXHIBIT C - Assessment Roll (Fiscal Year 2027)

Peñasquitos East Maintenance Assessment District

Parcel Number	Acres/ Units ⁽¹⁾	Land Use ⁽²⁾	Assessment Factors		Total EBU	Unit Cost (\$/EBU)	FY 2027 ⁽⁴⁾ Assessment	Owner Name
			Land Use ⁽²⁾	Benefit ⁽³⁾				
306 143 08 00	1.00	SFD	1.00	1.00	1.00	\$26.68	\$26.68	
306 143 09 00	1.00	SFD	1.00	1.00	1.00	\$26.68	\$26.68	
306 143 10 00	1.00	SFD	1.00	1.00	1.00	\$26.68	\$26.68	
306 143 11 00	1.00	SFD	1.00	1.00	1.00	\$26.68	\$26.68	
306 143 12 00	1.00	SFD	1.00	1.00	1.00	\$26.68	\$26.68	
306 143 13 00	1.00	SFD	1.00	1.00	1.00	\$26.68	\$26.68	
306 143 14 00	1.00	SFD	1.00	1.00	1.00	\$26.68	\$26.68	
306 143 15 00	1.00	SFD	1.00	1.00	1.00	\$26.68	\$26.68	
306 143 16 00	1.00	SFD	1.00	1.00	1.00	\$26.68	\$26.68	
306 143 17 00	1.00	SFD	1.00	1.00	1.00	\$26.68	\$26.68	
306 143 18 00	1.00	SFD	1.00	1.00	1.00	\$26.68	\$26.68	
306 143 19 00	1.00	SFD	1.00	1.00	1.00	\$26.68	\$26.68	
306 143 20 00	1.00	SFD	1.00	1.00	1.00	\$26.68	\$26.68	
306 143 21 00	1.00	SFD	1.00	1.00	1.00	\$26.68	\$26.68	
306 143 22 00	1.00	SFD	1.00	1.00	1.00	\$26.68	\$26.68	
306 143 23 00	1.00	SFD	1.00	1.00	1.00	\$26.68	\$26.68	
306 143 24 00	1.00	SFD	1.00	1.00	1.00	\$26.68	\$26.68	
306 143 25 00	1.00	SFD	1.00	1.00	1.00	\$26.68	\$26.68	
306 143 26 00	1.00	SFD	1.00	1.00	1.00	\$26.68	\$26.68	
306 143 27 00	1.00	SFD	1.00	1.00	1.00	\$26.68	\$26.68	
306 143 28 00	1.00	SFD	1.00	1.00	1.00	\$26.68	\$26.68	
306 143 29 00	1.00	SFD	1.00	1.00	1.00	\$26.68	\$26.68	
306 143 30 00	1.00	SFD	1.00	1.00	1.00	\$26.68	\$26.68	
306 143 31 00	1.00	SFD	1.00	1.00	1.00	\$26.68	\$26.68	
306 143 32 00	1.00	SFD	1.00	1.00	1.00	\$26.68	\$26.68	
306 143 33 00	1.00	SFD	1.00	1.00	1.00	\$26.68	\$26.68	
306 143 34 00	1.00	SFD	1.00	1.00	1.00	\$26.68	\$26.68	
306 143 35 00	1.00	SFD	1.00	1.00	1.00	\$26.68	\$26.68	
306 143 36 00	1.00	SFD	1.00	1.00	1.00	\$26.68	\$26.68	
306 143 37 00	1.00	SFD	1.00	1.00	1.00	\$26.68	\$26.68	
306 143 38 00	1.00	SFD	1.00	1.00	1.00	\$26.68	\$26.68	
306 143 39 00	1.00	SFD	1.00	1.00	1.00	\$26.68	\$26.68	
306 143 40 00	1.00	SFD	1.00	1.00	1.00	\$26.68	\$26.68	
306 143 41 00	1.00	SFD	1.00	1.00	1.00	\$26.68	\$26.68	
306 144 01 00	1.00	SFD	1.00	1.00	1.00	\$26.68	\$26.68	
306 144 02 00	1.00	SFD	1.00	1.00	1.00	\$26.68	\$26.68	
306 144 03 00	1.00	SFD	1.00	1.00	1.00	\$26.68	\$26.68	
306 144 04 00	1.00	SFD	1.00	1.00	1.00	\$26.68	\$26.68	
306 144 05 00	1.00	SFD	1.00	1.00	1.00	\$26.68	\$26.68	
306 144 06 00	1.00	SFD	1.00	1.00	1.00	\$26.68	\$26.68	
306 144 07 00	1.00	SFD	1.00	1.00	1.00	\$26.68	\$26.68	
306 144 08 00	1.00	SFD	1.00	1.00	1.00	\$26.68	\$26.68	
306 144 09 00	1.00	SFD	1.00	1.00	1.00	\$26.68	\$26.68	
306 144 10 00	1.00	SFD	1.00	1.00	1.00	\$26.68	\$26.68	
306 144 11 00	1.00	SFD	1.00	1.00	1.00	\$26.68	\$26.68	
306 144 12 00	1.00	SFD	1.00	1.00	1.00	\$26.68	\$26.68	
306 144 13 00	1.00	SFD	1.00	1.00	1.00	\$26.68	\$26.68	
306 144 14 00	1.00	SFD	1.00	1.00	1.00	\$26.68	\$26.68	
306 144 15 00	1.00	SFD	1.00	1.00	1.00	\$26.68	\$26.68	
306 144 16 00	1.00	SFD	1.00	1.00	1.00	\$26.68	\$26.68	
306 144 17 00	1.00	SFD	1.00	1.00	1.00	\$26.68	\$26.68	
306 144 18 00	1.00	SFD	1.00	1.00	1.00	\$26.68	\$26.68	
306 144 19 00	1.00	SFD	1.00	1.00	1.00	\$26.68	\$26.68	

EXHIBIT C - Assessment Roll (Fiscal Year 2027)

Peñasquitos East Maintenance Assessment District

Parcel Number	Acres/ Units ⁽¹⁾	Land Use ⁽²⁾	Assessment Factors		Total EBU's	Unit Cost (\$/EBU)	FY 2027 ⁽⁴⁾ Assessment	Owner Name
			Land Use ⁽²⁾	Benefit ⁽³⁾				
306 144 20 00	1.00	SFD	1.00	1.00	1.00	\$26.68	\$26.68	
306 144 21 00	1.00	SFD	1.00	1.00	1.00	\$26.68	\$26.68	
306 144 22 00	1.00	SFD	1.00	1.00	1.00	\$26.68	\$26.68	
306 144 23 00	1.00	SFD	1.00	1.00	1.00	\$26.68	\$26.68	
306 144 24 00	1.00	SFD	1.00	1.00	1.00	\$26.68	\$26.68	
306 144 25 00	1.00	SFD	1.00	1.00	1.00	\$26.68	\$26.68	
306 144 26 00	1.00	SFD	1.00	1.00	1.00	\$26.68	\$26.68	
306 144 27 00	1.00	SFD	1.00	1.00	1.00	\$26.68	\$26.68	
306 144 28 00	1.00	SFD	1.00	1.00	1.00	\$26.68	\$26.68	
306 144 29 00	1.00	SFD	1.00	1.00	1.00	\$26.68	\$26.68	
306 144 30 00	1.00	SFD	1.00	1.00	1.00	\$26.68	\$26.68	
306 144 31 00	1.00	SFD	1.00	1.00	1.00	\$26.68	\$26.68	
306 144 32 00	1.00	SFD	1.00	1.00	1.00	\$26.68	\$26.68	
306 144 33 00	1.00	SFD	1.00	1.00	1.00	\$26.68	\$26.68	
306 144 34 00	1.00	SFD	1.00	1.00	1.00	\$26.68	\$26.68	
306 144 35 00	1.00	SFD	1.00	1.00	1.00	\$26.68	\$26.68	
306 144 36 00	1.00	SFD	1.00	1.00	1.00	\$26.68	\$26.68	
306 144 37 00	1.00	SFD	1.00	1.00	1.00	\$26.68	\$26.68	
306 144 40 00	1.00	SFD	1.00	1.00	1.00	\$26.68	\$26.68	
306 144 41 00	1.00	SFD	1.00	1.00	1.00	\$26.68	\$26.68	
306 144 42 00	1.00	SFD	1.00	1.00	1.00	\$26.68	\$26.68	
306 144 43 00	1.00	SFD	1.00	1.00	1.00	\$26.68	\$26.68	
306 144 44 00	1.00	SFD	1.00	1.00	1.00	\$26.68	\$26.68	
306 144 45 00	1.00	SFD	1.00	1.00	1.00	\$26.68	\$26.68	
306 145 01 00	1.00	SFD	1.00	1.00	1.00	\$26.68	\$26.68	
306 145 02 00	1.00	SFD	1.00	1.00	1.00	\$26.68	\$26.68	
306 145 03 00	1.00	SFD	1.00	1.00	1.00	\$26.68	\$26.68	
306 145 04 00	1.00	SFD	1.00	1.00	1.00	\$26.68	\$26.68	
306 145 05 00	1.00	SFD	1.00	1.00	1.00	\$26.68	\$26.68	
306 145 06 00	1.00	SFD	1.00	1.00	1.00	\$26.68	\$26.68	
306 145 07 00	1.00	SFD	1.00	1.00	1.00	\$26.68	\$26.68	
306 145 08 00	1.00	SFD	1.00	1.00	1.00	\$26.68	\$26.68	
306 145 09 00	1.00	SFD	1.00	1.00	1.00	\$26.68	\$26.68	
306 145 10 00	1.00	SFD	1.00	1.00	1.00	\$26.68	\$26.68	
306 145 11 00	1.00	SFD	1.00	1.00	1.00	\$26.68	\$26.68	
306 145 12 00	1.00	SFD	1.00	1.00	1.00	\$26.68	\$26.68	
306 145 13 00	1.00	SFD	1.00	1.00	1.00	\$26.68	\$26.68	
306 145 14 00	1.00	SFD	1.00	1.00	1.00	\$26.68	\$26.68	
306 145 15 00	1.00	SFD	1.00	1.00	1.00	\$26.68	\$26.68	
306 145 16 00	1.00	SFD	1.00	1.00	1.00	\$26.68	\$26.68	
306 145 17 00	1.00	SFD	1.00	1.00	1.00	\$26.68	\$26.68	
306 145 18 00	1.00	SFD	1.00	1.00	1.00	\$26.68	\$26.68	
306 145 19 00	1.00	SFD	1.00	1.00	1.00	\$26.68	\$26.68	
306 145 20 00	1.00	SFD	1.00	1.00	1.00	\$26.68	\$26.68	
306 145 21 00	1.00	SFD	1.00	1.00	1.00	\$26.68	\$26.68	
306 145 22 00	1.00	SFD	1.00	1.00	1.00	\$26.68	\$26.68	
306 145 23 00	1.00	SFD	1.00	1.00	1.00	\$26.68	\$26.68	
306 145 24 00	1.00	SFD	1.00	1.00	1.00	\$26.68	\$26.68	
306 145 25 00	1.00	SFD	1.00	1.00	1.00	\$26.68	\$26.68	
306 145 26 00	1.00	SFD	1.00	1.00	1.00	\$26.68	\$26.68	
306 145 27 00	1.00	SFD	1.00	1.00	1.00	\$26.68	\$26.68	
306 145 28 00	1.00	SFD	1.00	1.00	1.00	\$26.68	\$26.68	
306 145 29 00	1.00	SFD	1.00	1.00	1.00	\$26.68	\$26.68	

EXHIBIT C - Assessment Roll (Fiscal Year 2027)

Peñasquitos East Maintenance Assessment District

Parcel Number	Acres/ Units ⁽¹⁾	Land Use ⁽²⁾	Assessment Factors		Total EBU's	Unit Cost (\$/EBU)	FY 2027 ⁽⁴⁾ Assessment	Owner Name
			Land Use ⁽²⁾	Benefit ⁽³⁾				
306 145 30 00	1.00	SFD	1.00	1.00	1.00	\$26.68	\$26.68	
306 145 31 00	1.00	SFD	1.00	1.00	1.00	\$26.68	\$26.68	
306 145 32 00	1.00	SFD	1.00	1.00	1.00	\$26.68	\$26.68	
306 145 33 00	1.00	SFD	1.00	1.00	1.00	\$26.68	\$26.68	
306 145 34 00	1.00	SFD	1.00	1.00	1.00	\$26.68	\$26.68	
306 145 35 00	1.00	SFD	1.00	1.00	1.00	\$26.68	\$26.68	
306 145 36 00	1.00	SFD	1.00	1.00	1.00	\$26.68	\$26.68	
306 145 37 00	1.00	SFD	1.00	1.00	1.00	\$26.68	\$26.68	
306 145 38 00	1.00	SFD	1.00	1.00	1.00	\$26.68	\$26.68	
306 145 39 00	1.00	SFD	1.00	1.00	1.00	\$26.68	\$26.68	
306 145 40 00	1.00	SFD	1.00	1.00	1.00	\$26.68	\$26.68	
306 145 41 00	1.00	SFD	1.00	1.00	1.00	\$26.68	\$26.68	
306 145 42 00	1.00	SFD	1.00	1.00	1.00	\$26.68	\$26.68	
306 145 43 00	1.00	SFD	1.00	1.00	1.00	\$26.68	\$26.68	
306 145 44 00	1.00	SFD	1.00	1.00	1.00	\$26.68	\$26.68	
306 145 45 00	1.00	SFD	1.00	1.00	1.00	\$26.68	\$26.68	
306 145 46 00	1.00	SFD	1.00	1.00	1.00	\$26.68	\$26.68	
306 145 47 00	1.00	SFD	1.00	1.00	1.00	\$26.68	\$26.68	
306 145 48 00	1.00	SFD	1.00	1.00	1.00	\$26.68	\$26.68	
306 145 49 00	1.00	SFD	1.00	1.00	1.00	\$26.68	\$26.68	
306 145 50 00	1.00	SFD	1.00	1.00	1.00	\$26.68	\$26.68	
306 145 51 00	1.00	SFD	1.00	1.00	1.00	\$26.68	\$26.68	
306 145 52 00	1.00	SFD	1.00	1.00	1.00	\$26.68	\$26.68	
306 145 53 00	1.00	SFD	1.00	1.00	1.00	\$26.68	\$26.68	
306 145 54 00	1.00	SFD	1.00	1.00	1.00	\$26.68	\$26.68	
306 145 55 00	1.00	SFD	1.00	1.00	1.00	\$26.68	\$26.68	
306 145 56 00	1.00	SFD	1.00	1.00	1.00	\$26.68	\$26.68	
306 170 01 00	1.00	SFD	1.00	1.00	1.00	\$26.68	\$26.68	
306 170 02 00	1.00	SFD	1.00	1.00	1.00	\$26.68	\$26.68	
306 170 03 00	1.00	SFD	1.00	1.00	1.00	\$26.68	\$26.68	
306 170 04 00	1.00	SFD	1.00	1.00	1.00	\$26.68	\$26.68	
306 170 05 00	1.00	SFD	1.00	1.00	1.00	\$26.68	\$26.68	
306 170 06 00	1.00	SFD	1.00	1.00	1.00	\$26.68	\$26.68	
306 170 07 00	1.00	SFD	1.00	1.00	1.00	\$26.68	\$26.68	
306 170 08 00	1.00	SFD	1.00	1.00	1.00	\$26.68	\$26.68	
306 170 09 00	1.00	SFD	1.00	1.00	1.00	\$26.68	\$26.68	
306 170 10 00	1.00	SFD	1.00	1.00	1.00	\$26.68	\$26.68	
306 170 11 00	1.00	SFD	1.00	1.00	1.00	\$26.68	\$26.68	
306 170 12 00	1.00	SFD	1.00	1.00	1.00	\$26.68	\$26.68	
306 170 13 00	1.00	SFD	1.00	1.00	1.00	\$26.68	\$26.68	
306 170 14 00	1.00	SFD	1.00	1.00	1.00	\$26.68	\$26.68	
306 170 15 00	1.00	SFD	1.00	1.00	1.00	\$26.68	\$26.68	
306 170 16 00	1.00	SFD	1.00	1.00	1.00	\$26.68	\$26.68	
306 170 17 00	1.00	SFD	1.00	1.00	1.00	\$26.68	\$26.68	
306 170 18 00	1.00	SFD	1.00	1.00	1.00	\$26.68	\$26.68	
306 170 19 00	1.00	SFD	1.00	1.00	1.00	\$26.68	\$26.68	
306 170 20 00	1.00	SFD	1.00	1.00	1.00	\$26.68	\$26.68	
306 170 21 00	1.00	SFD	1.00	1.00	1.00	\$26.68	\$26.68	
306 170 22 00	1.00	SFD	1.00	1.00	1.00	\$26.68	\$26.68	
306 170 23 00	1.00	SFD	1.00	1.00	1.00	\$26.68	\$26.68	
306 170 24 00	1.00	SFD	1.00	1.00	1.00	\$26.68	\$26.68	
306 170 25 00	1.00	SFD	1.00	1.00	1.00	\$26.68	\$26.68	
306 170 26 00	1.00	SFD	1.00	1.00	1.00	\$26.68	\$26.68	

EXHIBIT C - Assessment Roll (Fiscal Year 2027)

Peñasquitos East Maintenance Assessment District

Parcel Number	Acres/ Units ⁽¹⁾	Land Use ⁽²⁾	Assessment Factors		Total EBU's	Unit Cost (\$/EBU)	FY 2027 ⁽⁴⁾ Assessment	Owner Name
			Land Use ⁽²⁾	Benefit ⁽³⁾				
306 170 27 00	1.00	SFD	1.00	1.00	1.00	\$26.68	\$26.68	
306 170 28 00	1.00	SFD	1.00	1.00	1.00	\$26.68	\$26.68	
306 170 29 00	1.00	SFD	1.00	1.00	1.00	\$26.68	\$26.68	
306 170 30 00	1.00	SFD	1.00	1.00	1.00	\$26.68	\$26.68	
306 170 31 00	1.00	SFD	1.00	1.00	1.00	\$26.68	\$26.68	
306 170 32 00	1.00	SFD	1.00	1.00	1.00	\$26.68	\$26.68	
306 170 33 00	1.00	SFD	1.00	1.00	1.00	\$26.68	\$26.68	
306 170 34 00	1.00	SFD	1.00	1.00	1.00	\$26.68	\$26.68	
306 170 35 00	1.00	SFD	1.00	1.00	1.00	\$26.68	\$26.68	
306 170 36 00	1.00	SFD	1.00	1.00	1.00	\$26.68	\$26.68	
306 170 37 00	1.00	SFD	1.00	1.00	1.00	\$26.68	\$26.68	
306 170 38 00	1.00	SFD	1.00	1.00	1.00	\$26.68	\$26.68	
306 170 39 00	1.00	SFD	1.00	1.00	1.00	\$26.68	\$26.68	
306 170 40 00	1.00	SFD	1.00	1.00	1.00	\$26.68	\$26.68	
306 170 41 00	1.00	SFD	1.00	1.00	1.00	\$26.68	\$26.68	
306 170 42 00	1.00	SFD	1.00	1.00	1.00	\$26.68	\$26.68	
306 170 43 00	1.00	SFD	1.00	1.00	1.00	\$26.68	\$26.68	
306 170 44 00	1.00	SFD	1.00	1.00	1.00	\$26.68	\$26.68	
306 170 45 00	1.00	SFD	1.00	1.00	1.00	\$26.68	\$26.68	
306 170 46 00	1.00	SFD	1.00	1.00	1.00	\$26.68	\$26.68	
306 170 47 00	1.00	SFD	1.00	1.00	1.00	\$26.68	\$26.68	
306 170 48 00	1.00	SFD	1.00	1.00	1.00	\$26.68	\$26.68	
306 170 49 00	1.00	SFD	1.00	1.00	1.00	\$26.68	\$26.68	
306 170 50 00	1.00	SFD	1.00	1.00	1.00	\$26.68	\$26.68	
306 170 51 00	1.00	SFD	1.00	1.00	1.00	\$26.68	\$26.68	
306 170 52 00	1.00	SFD	1.00	1.00	1.00	\$26.68	\$26.68	
306 170 53 00	1.00	SFD	1.00	1.00	1.00	\$26.68	\$26.68	
306 170 54 00	1.00	SFD	1.00	1.00	1.00	\$26.68	\$26.68	
306 170 55 00	1.00	SFD	1.00	1.00	1.00	\$26.68	\$26.68	
306 170 56 00	1.00	SFD	1.00	1.00	1.00	\$26.68	\$26.68	
306 170 57 00	1.00	SFD	1.00	1.00	1.00	\$26.68	\$26.68	
306 170 58 00	1.00	SFD	1.00	1.00	1.00	\$26.68	\$26.68	
306 170 59 00	1.00	SFD	1.00	1.00	1.00	\$26.68	\$26.68	
306 170 60 00	1.00	SFD	1.00	1.00	1.00	\$26.68	\$26.68	
306 170 61 00	1.00	SFD	1.00	1.00	1.00	\$26.68	\$26.68	
306 180 01 00	1.00	SFD	1.00	1.00	1.00	\$26.68	\$26.68	
306 180 02 00	1.00	SFD	1.00	1.00	1.00	\$26.68	\$26.68	
306 180 03 00	1.00	SFD	1.00	1.00	1.00	\$26.68	\$26.68	
306 180 04 00	1.00	SFD	1.00	1.00	1.00	\$26.68	\$26.68	
306 180 05 00	1.00	SFD	1.00	1.00	1.00	\$26.68	\$26.68	
306 180 06 00	1.00	SFD	1.00	1.00	1.00	\$26.68	\$26.68	
306 180 07 00	1.00	SFD	1.00	1.00	1.00	\$26.68	\$26.68	
306 180 08 00	1.00	SFD	1.00	1.00	1.00	\$26.68	\$26.68	
306 180 11 00	1.00	SFD	1.00	1.00	1.00	\$26.68	\$26.68	
306 180 12 00	1.00	SFD	1.00	1.00	1.00	\$26.68	\$26.68	
306 180 13 00	1.00	SFD	1.00	1.00	1.00	\$26.68	\$26.68	
306 180 14 00	1.00	SFD	1.00	1.00	1.00	\$26.68	\$26.68	
306 180 20 00	1.00	SFD	1.00	1.00	1.00	\$26.68	\$26.68	
306 180 29 00	1.00	SFD	1.00	1.00	1.00	\$26.68	\$26.68	
306 180 30 00	1.00	SFD	1.00	1.00	1.00	\$26.68	\$26.68	
306 180 31 00	1.00	SFD	1.00	1.00	1.00	\$26.68	\$26.68	
306 180 32 00	1.00	SFD	1.00	1.00	1.00	\$26.68	\$26.68	
306 180 33 00	1.00	SFD	1.00	1.00	1.00	\$26.68	\$26.68	

EXHIBIT C - Assessment Roll (Fiscal Year 2027)

Peñasquitos East Maintenance Assessment District

Parcel Number	Acres/ Units ⁽¹⁾	Land Use ⁽²⁾	Assessment Factors		Total EBU's	Unit Cost (\$/EBU)	FY 2027 ⁽⁴⁾ Assessment	Owner Name
			Land Use ⁽²⁾	Benefit ⁽³⁾				
306 180 34 00	1.00	SFD	1.00	1.00	1.00	\$26.68	\$26.68	
306 180 38 00	1.00	SFD	1.00	1.00	1.00	\$26.68	\$26.68	
306 180 46 00	1.00	SFD	1.00	1.00	1.00	\$26.68	\$26.68	
306 180 47 00	1.00	SFD	1.00	1.00	1.00	\$26.68	\$26.68	
306 180 48 00	1.00	SFD	1.00	1.00	1.00	\$26.68	\$26.68	
306 180 49 00	1.00	SFD	1.00	1.00	1.00	\$26.68	\$26.68	
306 180 50 00	1.00	SFD	1.00	1.00	1.00	\$26.68	\$26.68	
306 180 51 00	1.00	SFD	1.00	1.00	1.00	\$26.68	\$26.68	
306 180 52 00	1.00	SFD	1.00	1.00	1.00	\$26.68	\$26.68	
306 180 53 00	1.00	SFD	1.00	1.00	1.00	\$26.68	\$26.68	
306 180 54 00	1.00	SFD	1.00	1.00	1.00	\$26.68	\$26.68	
306 180 55 00	1.00	SFD	1.00	1.00	1.00	\$26.68	\$26.68	
306 180 56 00	1.00	SFD	1.00	1.00	1.00	\$26.68	\$26.68	
306 180 57 00	1.00	SFD	1.00	1.00	1.00	\$26.68	\$26.68	
306 180 58 00	1.00	SFD	1.00	1.00	1.00	\$26.68	\$26.68	
306 180 59 00	1.00	SFD	1.00	1.00	1.00	\$26.68	\$26.68	
306 180 60 00	1.00	SFD	1.00	1.00	1.00	\$26.68	\$26.68	
306 180 61 00	1.00	SFD	1.00	1.00	1.00	\$26.68	\$26.68	
306 180 62 00	1.00	SFD	1.00	1.00	1.00	\$26.68	\$26.68	
306 180 63 00	1.00	SFD	1.00	1.00	1.00	\$26.68	\$26.68	
306 180 64 00	1.00	SFD	1.00	1.00	1.00	\$26.68	\$26.68	
306 180 65 00	1.00	SFD	1.00	1.00	1.00	\$26.68	\$26.68	
306 180 66 00	1.00	SFD	1.00	1.00	1.00	\$26.68	\$26.68	
306 180 67 00	1.00	SFD	1.00	1.00	1.00	\$26.68	\$26.68	
306 180 68 00	1.00	SFD	1.00	1.00	1.00	\$26.68	\$26.68	
306 180 69 00	1.00	SFD	1.00	1.00	1.00	\$26.68	\$26.68	
306 180 70 00	1.00	SFD	1.00	1.00	1.00	\$26.68	\$26.68	
306 181 01 00	1.00	SFD	1.00	1.00	1.00	\$26.68	\$26.68	
306 181 02 00	1.00	SFD	1.00	1.00	1.00	\$26.68	\$26.68	
306 181 03 00	1.00	SFD	1.00	1.00	1.00	\$26.68	\$26.68	
306 181 04 00	1.00	SFD	1.00	1.00	1.00	\$26.68	\$26.68	
306 181 05 00	1.00	SFD	1.00	1.00	1.00	\$26.68	\$26.68	
306 181 06 00	1.00	SFD	1.00	1.00	1.00	\$26.68	\$26.68	
306 181 07 00	1.00	SFD	1.00	1.00	1.00	\$26.68	\$26.68	
306 181 08 00	1.00	SFD	1.00	1.00	1.00	\$26.68	\$26.68	
306 181 09 00	1.00	SFD	1.00	1.00	1.00	\$26.68	\$26.68	
306 181 10 00	1.00	SFD	1.00	1.00	1.00	\$26.68	\$26.68	
306 181 11 00	1.00	SFD	1.00	1.00	1.00	\$26.68	\$26.68	
306 181 12 00	1.00	SFD	1.00	1.00	1.00	\$26.68	\$26.68	
306 181 13 00	1.00	SFD	1.00	1.00	1.00	\$26.68	\$26.68	
306 181 24 00	1.88	OSP	0.00	0.30	0.00	\$26.68	\$0.00	
306 181 25 00	0.66	OSP	0.00	0.30	0.00	\$26.68	\$0.00	
306 181 26 00	1.00	SFD	1.00	1.00	1.00	\$26.68	\$26.68	
306 181 27 00	1.00	SFD	1.00	1.00	1.00	\$26.68	\$26.68	
306 181 28 00	1.00	SFD	1.00	1.00	1.00	\$26.68	\$26.68	
306 181 29 00	1.00	SFD	1.00	1.00	1.00	\$26.68	\$26.68	
306 181 30 00	1.00	SFD	1.00	1.00	1.00	\$26.68	\$26.68	
306 181 31 00	1.00	SFD	1.00	1.00	1.00	\$26.68	\$26.68	
306 181 32 00	1.00	SFD	1.00	1.00	1.00	\$26.68	\$26.68	
306 181 33 00	1.00	SFD	1.00	1.00	1.00	\$26.68	\$26.68	
306 181 34 00	1.00	SFD	1.00	1.00	1.00	\$26.68	\$26.68	
306 181 35 00	1.00	SFD	1.00	1.00	1.00	\$26.68	\$26.68	
306 182 01 00	1.00	SFD	1.00	1.00	1.00	\$26.68	\$26.68	

EXHIBIT C - Assessment Roll (Fiscal Year 2027)

Peñasquitos East Maintenance Assessment District

Parcel Number	Acres/ Units ⁽¹⁾	Land Use ⁽²⁾	Assessment Factors		Total EBU's	Unit Cost (\$/EBU)	FY 2027 ⁽⁴⁾ Assessment	Owner Name
			Land Use ⁽²⁾	Benefit ⁽³⁾				
306 182 02 00	1.00	SFD	1.00	1.00	1.00	\$26.68	\$26.68	
306 182 03 00	1.00	SFD	1.00	1.00	1.00	\$26.68	\$26.68	
306 182 04 00	1.00	SFD	1.00	1.00	1.00	\$26.68	\$26.68	
306 182 05 00	1.00	SFD	1.00	1.00	1.00	\$26.68	\$26.68	
306 182 06 00	1.00	SFD	1.00	1.00	1.00	\$26.68	\$26.68	
306 182 07 00	1.00	SFD	1.00	1.00	1.00	\$26.68	\$26.68	
306 182 08 00	1.00	SFD	1.00	1.00	1.00	\$26.68	\$26.68	
306 182 16 00	1.00	SFD	1.00	1.00	1.00	\$26.68	\$26.68	
306 182 17 00	1.00	SFD	1.00	1.00	1.00	\$26.68	\$26.68	
306 182 18 00	1.00	SFD	1.00	1.00	1.00	\$26.68	\$26.68	
306 182 19 00	1.00	SFD	1.00	1.00	1.00	\$26.68	\$26.68	
306 182 20 00	1.00	SFD	1.00	1.00	1.00	\$26.68	\$26.68	
306 182 21 00	1.00	SFD	1.00	1.00	1.00	\$26.68	\$26.68	
306 182 22 00	1.00	SFD	1.00	1.00	1.00	\$26.68	\$26.68	
306 182 23 00	1.00	SFD	1.00	1.00	1.00	\$26.68	\$26.68	
306 182 24 00	1.00	SFD	1.00	1.00	1.00	\$26.68	\$26.68	
306 182 25 00	1.00	SFD	1.00	1.00	1.00	\$26.68	\$26.68	
306 182 26 00	1.00	SFD	1.00	1.00	1.00	\$26.68	\$26.68	
306 182 29 00	1.00	SFD	1.00	1.00	1.00	\$26.68	\$26.68	
306 182 30 00	1.00	SFD	1.00	1.00	1.00	\$26.68	\$26.68	
306 182 31 00	1.00	SFD	1.00	1.00	1.00	\$26.68	\$26.68	
306 182 40 00	1.00	SFD	1.00	1.00	1.00	\$26.68	\$26.68	
306 182 41 00	1.00	SFD	1.00	1.00	1.00	\$26.68	\$26.68	
306 182 42 00	1.00	SFD	1.00	1.00	1.00	\$26.68	\$26.68	
306 182 43 00	1.00	SFD	1.00	1.00	1.00	\$26.68	\$26.68	
306 182 44 00	1.00	SFD	1.00	1.00	1.00	\$26.68	\$26.68	
306 182 45 00	1.00	SFD	1.00	1.00	1.00	\$26.68	\$26.68	
306 182 46 00	1.00	SFD	1.00	1.00	1.00	\$26.68	\$26.68	
306 182 47 00	1.00	SFD	1.00	1.00	1.00	\$26.68	\$26.68	
306 182 48 00	1.00	SFD	1.00	1.00	1.00	\$26.68	\$26.68	
306 182 49 00	1.00	SFD	1.00	1.00	1.00	\$26.68	\$26.68	
306 182 50 00	1.00	SFD	1.00	1.00	1.00	\$26.68	\$26.68	
306 182 51 00	1.00	SFD	1.00	1.00	1.00	\$26.68	\$26.68	
306 182 52 00	1.00	SFD	1.00	1.00	1.00	\$26.68	\$26.68	
306 182 53 00	1.00	SFD	1.00	1.00	1.00	\$26.68	\$26.68	
306 182 54 00	1.00	SFD	1.00	1.00	1.00	\$26.68	\$26.68	
306 182 55 00	1.00	SFD	1.00	1.00	1.00	\$26.68	\$26.68	
306 182 56 00	1.00	SFD	1.00	1.00	1.00	\$26.68	\$26.68	
306 182 57 00	1.00	SFD	1.00	1.00	1.00	\$26.68	\$26.68	
306 182 58 00	1.00	SFD	1.00	1.00	1.00	\$26.68	\$26.68	
306 182 59 00	1.00	SFD	1.00	1.00	1.00	\$26.68	\$26.68	
306 182 60 00	1.00	SFD	1.00	1.00	1.00	\$26.68	\$26.68	
306 182 61 00	1.00	SFD	1.00	1.00	1.00	\$26.68	\$26.68	
306 191 01 00	1.00	SFD	1.00	1.00	1.00	\$26.68	\$26.68	
306 191 02 00	1.00	SFD	1.00	1.00	1.00	\$26.68	\$26.68	
306 191 03 00	1.00	SFD	1.00	1.00	1.00	\$26.68	\$26.68	
306 191 04 00	1.00	SFD	1.00	1.00	1.00	\$26.68	\$26.68	
306 191 05 00	1.00	SFD	1.00	1.00	1.00	\$26.68	\$26.68	
306 191 06 00	1.00	SFD	1.00	1.00	1.00	\$26.68	\$26.68	
306 191 07 00	1.00	SFD	1.00	1.00	1.00	\$26.68	\$26.68	
306 191 08 00	1.00	SFD	1.00	1.00	1.00	\$26.68	\$26.68	
306 191 09 00	1.00	SFD	1.00	1.00	1.00	\$26.68	\$26.68	
306 191 10 00	1.00	SFD	1.00	1.00	1.00	\$26.68	\$26.68	

EXHIBIT C - Assessment Roll (Fiscal Year 2027)
Peñasquitos East Maintenance Assessment District

Parcel Number	Acres/ Units ⁽¹⁾	Land Use ⁽²⁾	Assessment Factors		Total EBU's	Unit Cost (\$/EBU)	FY 2027 ⁽⁴⁾ Assessment	Owner Name
			Land Use ⁽²⁾	Benefit ⁽³⁾				
306 191 11 00	1.00	SFD	1.00	1.00	1.00	\$26.68	\$26.68	
306 191 12 00	1.00	SFD	1.00	1.00	1.00	\$26.68	\$26.68	
306 191 13 00	1.00	SFD	1.00	1.00	1.00	\$26.68	\$26.68	
306 191 14 00	1.00	SFD	1.00	1.00	1.00	\$26.68	\$26.68	
306 191 15 00	1.00	SFD	1.00	1.00	1.00	\$26.68	\$26.68	
306 191 16 00	1.00	SFD	1.00	1.00	1.00	\$26.68	\$26.68	
306 191 17 00	1.00	SFD	1.00	1.00	1.00	\$26.68	\$26.68	
306 191 18 00	1.00	SFD	1.00	1.00	1.00	\$26.68	\$26.68	
306 191 19 00	1.00	SFD	1.00	1.00	1.00	\$26.68	\$26.68	
306 191 20 00	1.00	SFD	1.00	1.00	1.00	\$26.68	\$26.68	
306 191 21 00	1.00	SFD	1.00	1.00	1.00	\$26.68	\$26.68	
306 191 22 00	1.00	SFD	1.00	1.00	1.00	\$26.68	\$26.68	
306 191 23 00	1.00	SFD	1.00	1.00	1.00	\$26.68	\$26.68	
306 191 24 00	1.00	SFD	1.00	1.00	1.00	\$26.68	\$26.68	
306 191 25 00	1.00	SFD	1.00	1.00	1.00	\$26.68	\$26.68	
306 191 26 00	1.00	SFD	1.00	1.00	1.00	\$26.68	\$26.68	
306 191 27 00	1.00	SFD	1.00	1.00	1.00	\$26.68	\$26.68	
306 191 28 00	1.00	SFD	1.00	1.00	1.00	\$26.68	\$26.68	
306 191 29 00	1.00	SFD	1.00	1.00	1.00	\$26.68	\$26.68	
306 191 30 00	1.00	SFD	1.00	1.00	1.00	\$26.68	\$26.68	
306 191 31 00	5.17	OSP	0.00	0.30	0.00	\$26.68	\$0.00	
306 191 32 00	0.01	OSP	0.00	0.30	0.00	\$26.68	\$0.00	
306 192 01 00	1.00	SFD	1.00	1.00	1.00	\$26.68	\$26.68	
306 192 02 00	1.00	SFD	1.00	1.00	1.00	\$26.68	\$26.68	
306 192 03 00	1.00	SFD	1.00	1.00	1.00	\$26.68	\$26.68	
306 192 04 00	1.00	SFD	1.00	1.00	1.00	\$26.68	\$26.68	
306 192 05 00	1.00	SFD	1.00	1.00	1.00	\$26.68	\$26.68	
306 192 06 00	1.00	SFD	1.00	1.00	1.00	\$26.68	\$26.68	
306 192 07 00	1.00	SFD	1.00	1.00	1.00	\$26.68	\$26.68	
306 192 08 00	1.00	SFD	1.00	1.00	1.00	\$26.68	\$26.68	
306 192 09 00	1.00	SFD	1.00	1.00	1.00	\$26.68	\$26.68	
306 192 10 00	1.00	SFD	1.00	1.00	1.00	\$26.68	\$26.68	
306 192 11 00	1.00	SFD	1.00	1.00	1.00	\$26.68	\$26.68	
306 192 12 00	1.00	SFD	1.00	1.00	1.00	\$26.68	\$26.68	
306 192 13 00	1.00	SFD	1.00	1.00	1.00	\$26.68	\$26.68	
306 192 14 00	1.00	SFD	1.00	1.00	1.00	\$26.68	\$26.68	
306 192 15 00	1.00	SFD	1.00	1.00	1.00	\$26.68	\$26.68	
306 192 16 00	1.00	SFD	1.00	1.00	1.00	\$26.68	\$26.68	
306 192 17 00	1.00	SFD	1.00	1.00	1.00	\$26.68	\$26.68	
306 192 18 00	1.00	SFD	1.00	1.00	1.00	\$26.68	\$26.68	
306 192 19 00	1.00	SFD	1.00	1.00	1.00	\$26.68	\$26.68	
306 192 20 00	1.00	SFD	1.00	1.00	1.00	\$26.68	\$26.68	
306 192 21 00	1.00	SFD	1.00	1.00	1.00	\$26.68	\$26.68	
306 192 22 00	1.00	SFD	1.00	1.00	1.00	\$26.68	\$26.68	
306 192 23 00	1.00	SFD	1.00	1.00	1.00	\$26.68	\$26.68	
306 192 24 00	1.00	SFD	1.00	1.00	1.00	\$26.68	\$26.68	
306 192 25 00	1.00	SFD	1.00	1.00	1.00	\$26.68	\$26.68	
306 192 26 00	1.00	SFD	1.00	1.00	1.00	\$26.68	\$26.68	
306 192 27 00	1.00	SFD	1.00	1.00	1.00	\$26.68	\$26.68	
306 192 28 00	1.00	SFD	1.00	1.00	1.00	\$26.68	\$26.68	
306 192 29 00	1.00	SFD	1.00	1.00	1.00	\$26.68	\$26.68	
306 192 30 00	1.00	SFD	1.00	1.00	1.00	\$26.68	\$26.68	
306 192 31 00	1.00	SFD	1.00	1.00	1.00	\$26.68	\$26.68	

EXHIBIT C - Assessment Roll (Fiscal Year 2027)

Peñasquitos East Maintenance Assessment District

Parcel Number	Acres/ Units ⁽¹⁾	Land Use ⁽²⁾	Assessment Factors		Total EBU's	Unit Cost (\$/EBU)	FY 2027 ⁽⁴⁾ Assessment	Owner Name
			Land Use ⁽²⁾	Benefit ⁽³⁾				
306 192 32 00	1.00	SFD	1.00	1.00	1.00	\$26.68	\$26.68	
306 192 33 00	1.00	SFD	1.00	1.00	1.00	\$26.68	\$26.68	
306 192 34 00	1.00	SFD	1.00	1.00	1.00	\$26.68	\$26.68	
306 192 35 00	1.00	SFD	1.00	1.00	1.00	\$26.68	\$26.68	
306 192 36 00	1.00	SFD	1.00	1.00	1.00	\$26.68	\$26.68	
306 192 37 00	1.00	SFD	1.00	1.00	1.00	\$26.68	\$26.68	
306 192 38 00	1.00	SFD	1.00	1.00	1.00	\$26.68	\$26.68	
306 192 39 00	1.00	SFD	1.00	1.00	1.00	\$26.68	\$26.68	
306 192 40 00	1.00	SFD	1.00	1.00	1.00	\$26.68	\$26.68	
306 192 41 00	1.00	SFD	1.00	1.00	1.00	\$26.68	\$26.68	
306 192 42 00	1.00	SFD	1.00	1.00	1.00	\$26.68	\$26.68	
306 192 43 00	1.00	SFD	1.00	1.00	1.00	\$26.68	\$26.68	
306 192 44 00	1.00	SFD	1.00	1.00	1.00	\$26.68	\$26.68	
306 192 45 00	1.00	SFD	1.00	1.00	1.00	\$26.68	\$26.68	
306 192 46 00	1.00	SFD	1.00	1.00	1.00	\$26.68	\$26.68	
306 192 47 00	1.00	SFD	1.00	1.00	1.00	\$26.68	\$26.68	
306 192 48 00	1.00	SFD	1.00	1.00	1.00	\$26.68	\$26.68	
306 192 49 00	1.00	SFD	1.00	1.00	1.00	\$26.68	\$26.68	
306 192 50 00	1.00	SFD	1.00	1.00	1.00	\$26.68	\$26.68	
306 192 51 00	1.00	SFD	1.00	1.00	1.00	\$26.68	\$26.68	
306 192 52 00	1.00	SFD	1.00	1.00	1.00	\$26.68	\$26.68	
306 192 53 00	1.00	SFD	1.00	1.00	1.00	\$26.68	\$26.68	
306 192 54 00	1.00	SFD	1.00	1.00	1.00	\$26.68	\$26.68	
306 192 55 00	0.89	OSP	0.00	0.30	0.00	\$26.68	\$0.00	
306 192 56 00	1.00	SFD	1.00	1.00	1.00	\$26.68	\$26.68	
306 192 57 00	1.00	SFD	1.00	1.00	1.00	\$26.68	\$26.68	
306 192 58 00	1.00	SFD	1.00	1.00	1.00	\$26.68	\$26.68	
306 192 59 00	1.00	SFD	1.00	1.00	1.00	\$26.68	\$26.68	
306 192 60 00	1.00	SFD	1.00	1.00	1.00	\$26.68	\$26.68	
306 192 61 00	1.00	SFD	1.00	1.00	1.00	\$26.68	\$26.68	
306 192 62 00	1.00	SFD	1.00	1.00	1.00	\$26.68	\$26.68	
306 192 63 00	1.00	SFD	1.00	1.00	1.00	\$26.68	\$26.68	
306 192 64 00	1.00	SFD	1.00	1.00	1.00	\$26.68	\$26.68	
306 192 65 00	1.00	SFD	1.00	1.00	1.00	\$26.68	\$26.68	
306 192 66 00	1.00	SFD	1.00	1.00	1.00	\$26.68	\$26.68	
306 192 67 00	1.00	SFD	1.00	1.00	1.00	\$26.68	\$26.68	
306 193 01 00	1.00	SFD	1.00	1.00	1.00	\$26.68	\$26.68	
306 193 02 00	1.00	SFD	1.00	1.00	1.00	\$26.68	\$26.68	
306 193 03 00	1.00	SFD	1.00	1.00	1.00	\$26.68	\$26.68	
306 193 04 00	1.00	SFD	1.00	1.00	1.00	\$26.68	\$26.68	
306 193 05 00	1.00	SFD	1.00	1.00	1.00	\$26.68	\$26.68	
306 193 06 00	1.00	SFD	1.00	1.00	1.00	\$26.68	\$26.68	
306 193 07 00	1.00	SFD	1.00	1.00	1.00	\$26.68	\$26.68	
306 193 08 00	1.00	SFD	1.00	1.00	1.00	\$26.68	\$26.68	
306 193 09 00	1.00	SFD	1.00	1.00	1.00	\$26.68	\$26.68	
306 193 10 00	1.00	SFD	1.00	1.00	1.00	\$26.68	\$26.68	
306 193 11 00	1.00	SFD	1.00	1.00	1.00	\$26.68	\$26.68	
306 193 12 00	1.00	SFD	1.00	1.00	1.00	\$26.68	\$26.68	
306 193 13 00	1.00	SFD	1.00	1.00	1.00	\$26.68	\$26.68	
306 193 14 00	1.00	SFD	1.00	1.00	1.00	\$26.68	\$26.68	
306 193 15 00	1.00	SFD	1.00	1.00	1.00	\$26.68	\$26.68	
306 193 16 00	1.00	SFD	1.00	1.00	1.00	\$26.68	\$26.68	
306 193 17 00	1.00	SFD	1.00	1.00	1.00	\$26.68	\$26.68	

EXHIBIT C - Assessment Roll (Fiscal Year 2027)

Peñasquitos East Maintenance Assessment District

Parcel Number	Acres/ Units ⁽¹⁾	Land Use ⁽²⁾	Assessment Factors		Total EBUs	Unit Cost (\$/EBU)	FY 2027 ⁽⁴⁾ Assessment	Owner Name
			Land Use ⁽²⁾	Benefit ⁽³⁾				
306 193 18 00	1.00	SFD	1.00	1.00	1.00	\$26.68	\$26.68	
306 193 19 00	9.87	EPS	5.00	0.60	29.61	\$26.68	\$789.98	
306 194 01 00	1.00	SFD	1.00	1.00	1.00	\$26.68	\$26.68	
306 194 02 00	1.00	SFD	1.00	1.00	1.00	\$26.68	\$26.68	
306 194 03 00	1.00	SFD	1.00	1.00	1.00	\$26.68	\$26.68	
306 194 04 00	1.00	SFD	1.00	1.00	1.00	\$26.68	\$26.68	
306 194 05 00	1.00	SFD	1.00	1.00	1.00	\$26.68	\$26.68	
306 194 06 00	1.00	SFD	1.00	1.00	1.00	\$26.68	\$26.68	
306 194 07 00	1.00	SFD	1.00	1.00	1.00	\$26.68	\$26.68	
306 194 08 00	1.00	SFD	1.00	1.00	1.00	\$26.68	\$26.68	
306 194 09 00	1.00	SFD	1.00	1.00	1.00	\$26.68	\$26.68	
306 194 10 00	1.00	SFD	1.00	1.00	1.00	\$26.68	\$26.68	
306 194 11 00	1.00	SFD	1.00	1.00	1.00	\$26.68	\$26.68	
306 194 12 00	1.00	SFD	1.00	1.00	1.00	\$26.68	\$26.68	
306 194 13 00	1.00	SFD	1.00	1.00	1.00	\$26.68	\$26.68	
306 194 14 00	1.00	SFD	1.00	1.00	1.00	\$26.68	\$26.68	
306 194 15 00	1.00	SFD	1.00	1.00	1.00	\$26.68	\$26.68	
306 194 16 00	1.00	SFD	1.00	1.00	1.00	\$26.68	\$26.68	
306 194 17 00	1.00	SFD	1.00	1.00	1.00	\$26.68	\$26.68	
306 194 18 00	1.00	SFD	1.00	1.00	1.00	\$26.68	\$26.68	
306 194 19 00	1.00	SFD	1.00	1.00	1.00	\$26.68	\$26.68	
306 194 20 00	1.00	SFD	1.00	1.00	1.00	\$26.68	\$26.68	
306 194 21 00	1.00	SFD	1.00	1.00	1.00	\$26.68	\$26.68	
306 194 22 00	1.00	SFD	1.00	1.00	1.00	\$26.68	\$26.68	
306 194 23 00	1.00	SFD	1.00	1.00	1.00	\$26.68	\$26.68	
306 194 24 00	1.00	SFD	1.00	1.00	1.00	\$26.68	\$26.68	
306 194 25 00	1.00	SFD	1.00	1.00	1.00	\$26.68	\$26.68	
306 194 26 00	1.00	SFD	1.00	1.00	1.00	\$26.68	\$26.68	
306 194 27 00	1.00	SFD	1.00	1.00	1.00	\$26.68	\$26.68	
306 194 28 00	1.00	SFD	1.00	1.00	1.00	\$26.68	\$26.68	
306 194 29 00	1.00	SFD	1.00	1.00	1.00	\$26.68	\$26.68	
306 194 30 00	1.00	SFD	1.00	1.00	1.00	\$26.68	\$26.68	
306 194 31 00	1.00	SFD	1.00	1.00	1.00	\$26.68	\$26.68	
306 194 32 00	1.00	SFD	1.00	1.00	1.00	\$26.68	\$26.68	
306 194 33 00	1.00	SFD	1.00	1.00	1.00	\$26.68	\$26.68	
306 194 34 00	1.00	SFD	1.00	1.00	1.00	\$26.68	\$26.68	
306 194 35 00	1.00	SFD	1.00	1.00	1.00	\$26.68	\$26.68	
306 194 36 00	1.00	SFD	1.00	1.00	1.00	\$26.68	\$26.68	
306 194 37 00	1.00	SFD	1.00	1.00	1.00	\$26.68	\$26.68	
306 194 38 00	1.00	SFD	1.00	1.00	1.00	\$26.68	\$26.68	
306 194 39 00	1.00	SFD	1.00	1.00	1.00	\$26.68	\$26.68	
306 194 40 00	1.00	SFD	1.00	1.00	1.00	\$26.68	\$26.68	
306 194 41 00	1.00	SFD	1.00	1.00	1.00	\$26.68	\$26.68	
306 194 42 00	1.00	SFD	1.00	1.00	1.00	\$26.68	\$26.68	
306 194 43 00	1.00	SFD	1.00	1.00	1.00	\$26.68	\$26.68	
306 194 44 00	1.00	SFD	1.00	1.00	1.00	\$26.68	\$26.68	
306 194 45 00	1.00	SFD	1.00	1.00	1.00	\$26.68	\$26.68	
306 194 46 00	1.00	SFD	1.00	1.00	1.00	\$26.68	\$26.68	
306 194 47 00	1.00	SFD	1.00	1.00	1.00	\$26.68	\$26.68	
306 194 48 00	1.00	SFD	1.00	1.00	1.00	\$26.68	\$26.68	
306 194 49 00	1.00	SFD	1.00	1.00	1.00	\$26.68	\$26.68	
306 194 50 00	2.26	OSP	0.00	0.30	0.00	\$26.68	\$0.00	
306 195 01 00	1.00	SFD	1.00	1.00	1.00	\$26.68	\$26.68	

EXHIBIT C - Assessment Roll (Fiscal Year 2027)

Peñasquitos East Maintenance Assessment District

Parcel Number	Acres/ Units ⁽¹⁾	Land Use ⁽²⁾	Assessment Factors		Total EBU's	Unit Cost (\$/EBU)	FY 2027 ⁽⁴⁾ Assessment	Owner Name
			Land Use ⁽²⁾	Benefit ⁽³⁾				
306 195 02 00	1.00	SFD	1.00	1.00	1.00	\$26.68	\$26.68	
306 195 03 00	1.00	SFD	1.00	1.00	1.00	\$26.68	\$26.68	
306 195 04 00	1.00	SFD	1.00	1.00	1.00	\$26.68	\$26.68	
306 195 05 00	1.00	SFD	1.00	1.00	1.00	\$26.68	\$26.68	
306 195 06 00	1.00	SFD	1.00	1.00	1.00	\$26.68	\$26.68	
306 195 07 00	1.00	SFD	1.00	1.00	1.00	\$26.68	\$26.68	
306 195 08 00	1.00	SFD	1.00	1.00	1.00	\$26.68	\$26.68	
306 195 09 00	1.00	SFD	1.00	1.00	1.00	\$26.68	\$26.68	
306 195 10 00	1.00	SFD	1.00	1.00	1.00	\$26.68	\$26.68	
306 195 11 00	1.00	SFD	1.00	1.00	1.00	\$26.68	\$26.68	
306 195 12 00	1.00	SFD	1.00	1.00	1.00	\$26.68	\$26.68	
306 195 13 00	1.00	SFD	1.00	1.00	1.00	\$26.68	\$26.68	
306 195 14 00	1.00	SFD	1.00	1.00	1.00	\$26.68	\$26.68	
306 195 15 00	1.00	SFD	1.00	1.00	1.00	\$26.68	\$26.68	
306 195 16 00	1.00	SFD	1.00	1.00	1.00	\$26.68	\$26.68	
306 195 17 00	1.00	SFD	1.00	1.00	1.00	\$26.68	\$26.68	
306 195 18 00	1.00	SFD	1.00	1.00	1.00	\$26.68	\$26.68	
306 195 19 00	1.00	SFD	1.00	1.00	1.00	\$26.68	\$26.68	
306 195 20 00	1.00	SFD	1.00	1.00	1.00	\$26.68	\$26.68	
306 195 21 00	1.00	SFD	1.00	1.00	1.00	\$26.68	\$26.68	
306 195 22 00	1.00	SFD	1.00	1.00	1.00	\$26.68	\$26.68	
306 195 23 00	1.00	SFD	1.00	1.00	1.00	\$26.68	\$26.68	
306 195 24 00	1.00	SFD	1.00	1.00	1.00	\$26.68	\$26.68	
306 195 25 00	1.00	SFD	1.00	1.00	1.00	\$26.68	\$26.68	
306 195 26 00	1.00	SFD	1.00	1.00	1.00	\$26.68	\$26.68	
306 195 27 00	1.00	SFD	1.00	1.00	1.00	\$26.68	\$26.68	
306 195 28 00	1.00	SFD	1.00	1.00	1.00	\$26.68	\$26.68	
306 195 30 00	0.11	UND	0.00	0.30	0.00	\$26.68	\$0.00	
306 195 31 00	1.00	SFD	1.00	1.00	1.00	\$26.68	\$26.68	
306 195 32 00	1.00	SFD	1.00	1.00	1.00	\$26.68	\$26.68	
306 195 33 00	1.00	SFD	1.00	1.00	1.00	\$26.68	\$26.68	
306 195 34 00	1.00	SFD	1.00	1.00	1.00	\$26.68	\$26.68	
306 195 35 00	1.00	SFD	1.00	1.00	1.00	\$26.68	\$26.68	
306 195 36 00	1.00	SFD	1.00	1.00	1.00	\$26.68	\$26.68	
306 195 37 00	1.00	SFD	1.00	1.00	1.00	\$26.68	\$26.68	
306 195 38 00	1.00	SFD	1.00	1.00	1.00	\$26.68	\$26.68	
306 195 39 00	1.00	SFD	1.00	1.00	1.00	\$26.68	\$26.68	
306 195 40 00	1.00	SFD	1.00	1.00	1.00	\$26.68	\$26.68	
306 195 41 00	1.00	SFD	1.00	1.00	1.00	\$26.68	\$26.68	
306 195 42 00	1.00	SFD	1.00	1.00	1.00	\$26.68	\$26.68	
306 195 43 00	1.00	SFD	1.00	1.00	1.00	\$26.68	\$26.68	
306 195 44 00	1.00	SFD	1.00	1.00	1.00	\$26.68	\$26.68	
306 195 45 00	1.00	SFD	1.00	1.00	1.00	\$26.68	\$26.68	
306 195 46 00	1.00	SFD	1.00	1.00	1.00	\$26.68	\$26.68	
306 195 47 00	1.00	SFD	1.00	1.00	1.00	\$26.68	\$26.68	
306 195 48 00	1.00	SFD	1.00	1.00	1.00	\$26.68	\$26.68	
306 195 49 00	1.00	SFD	1.00	1.00	1.00	\$26.68	\$26.68	
306 195 50 00	1.00	SFD	1.00	1.00	1.00	\$26.68	\$26.68	
306 195 51 00	1.00	SFD	1.00	1.00	1.00	\$26.68	\$26.68	
306 195 52 00	1.00	SFD	1.00	1.00	1.00	\$26.68	\$26.68	
306 195 53 00	1.00	SFD	1.00	1.00	1.00	\$26.68	\$26.68	
306 195 54 00	1.00	SFD	1.00	1.00	1.00	\$26.68	\$26.68	
306 195 55 00	1.00	SFD	1.00	1.00	1.00	\$26.68	\$26.68	

EXHIBIT C - Assessment Roll (Fiscal Year 2027)

Peñasquitos East Maintenance Assessment District

Parcel Number	Acres/ Units ⁽¹⁾	Land Use ⁽²⁾	Assessment Factors		Total EBU's	Unit Cost (\$/EBU)	FY 2027 ⁽⁴⁾ Assessment	Owner Name
			Land Use ⁽²⁾	Benefit ⁽³⁾				
306 195 56 00	1.00	SFD	1.00	1.00	1.00	\$26.68	\$26.68	
306 195 57 00	1.00	SFD	1.00	1.00	1.00	\$26.68	\$26.68	
306 195 58 00	1.00	SFD	1.00	1.00	1.00	\$26.68	\$26.68	
306 195 59 00	1.00	SFD	1.00	1.00	1.00	\$26.68	\$26.68	
306 195 60 00	1.00	SFD	1.00	1.00	1.00	\$26.68	\$26.68	
306 195 61 00	1.00	SFD	1.00	1.00	1.00	\$26.68	\$26.68	
306 195 62 00	1.00	SFD	1.00	1.00	1.00	\$26.68	\$26.68	
306 195 63 00	1.00	SFD	1.00	1.00	1.00	\$26.68	\$26.68	
306 195 64 00	1.00	SFD	1.00	1.00	1.00	\$26.68	\$26.68	
306 195 65 00	1.00	SFD	1.00	1.00	1.00	\$26.68	\$26.68	
306 195 66 00	1.00	SFD	1.00	1.00	1.00	\$26.68	\$26.68	
306 195 67 00	1.00	SFD	1.00	1.00	1.00	\$26.68	\$26.68	
306 195 68 00	1.00	SFD	1.00	1.00	1.00	\$26.68	\$26.68	
306 195 69 00	1.00	SFD	1.00	1.00	1.00	\$26.68	\$26.68	
306 195 70 00	1.00	SFD	1.00	1.00	1.00	\$26.68	\$26.68	
306 195 71 00	1.00	SFD	1.00	1.00	1.00	\$26.68	\$26.68	
306 195 72 00	1.00	SFD	1.00	1.00	1.00	\$26.68	\$26.68	
306 195 73 00	1.00	SFD	1.00	1.00	1.00	\$26.68	\$26.68	
306 195 74 00	1.00	SFD	1.00	1.00	1.00	\$26.68	\$26.68	
306 195 75 00	1.00	SFD	1.00	1.00	1.00	\$26.68	\$26.68	
306 195 76 00	1.00	SFD	1.00	1.00	1.00	\$26.68	\$26.68	
306 195 77 00	1.00	SFD	1.00	1.00	1.00	\$26.68	\$26.68	
306 195 78 00	1.00	SFD	1.00	1.00	1.00	\$26.68	\$26.68	
306 195 79 00	1.00	SFD	1.00	1.00	1.00	\$26.68	\$26.68	
306 195 80 00	1.00	SFD	1.00	1.00	1.00	\$26.68	\$26.68	
306 195 81 00	1.00	SFD	1.00	1.00	1.00	\$26.68	\$26.68	
306 195 82 00	1.00	SFD	1.00	1.00	1.00	\$26.68	\$26.68	
306 195 83 00	1.00	SFD	1.00	1.00	1.00	\$26.68	\$26.68	
306 196 01 00	1.00	SFD	1.00	1.00	1.00	\$26.68	\$26.68	
306 196 02 00	1.00	SFD	1.00	1.00	1.00	\$26.68	\$26.68	
306 196 03 00	1.00	SFD	1.00	1.00	1.00	\$26.68	\$26.68	
306 196 04 00	1.00	SFD	1.00	1.00	1.00	\$26.68	\$26.68	
306 196 05 00	1.00	SFD	1.00	1.00	1.00	\$26.68	\$26.68	
306 196 06 00	1.00	SFD	1.00	1.00	1.00	\$26.68	\$26.68	
306 196 07 00	1.00	SFD	1.00	1.00	1.00	\$26.68	\$26.68	
306 196 08 00	1.00	SFD	1.00	1.00	1.00	\$26.68	\$26.68	
306 196 09 00	1.00	SFD	1.00	1.00	1.00	\$26.68	\$26.68	
306 196 10 00	1.00	SFD	1.00	1.00	1.00	\$26.68	\$26.68	
306 196 11 00	1.00	SFD	1.00	1.00	1.00	\$26.68	\$26.68	
306 196 12 00	1.00	SFD	1.00	1.00	1.00	\$26.68	\$26.68	
306 196 13 00	1.00	SFD	1.00	1.00	1.00	\$26.68	\$26.68	
306 196 14 00	1.00	SFD	1.00	1.00	1.00	\$26.68	\$26.68	
306 196 15 00	1.00	SFD	1.00	1.00	1.00	\$26.68	\$26.68	
306 196 16 00	1.00	SFD	1.00	1.00	1.00	\$26.68	\$26.68	
306 196 17 00	1.00	SFD	1.00	1.00	1.00	\$26.68	\$26.68	
306 196 18 00	1.00	SFD	1.00	1.00	1.00	\$26.68	\$26.68	
306 196 19 00	1.00	SFD	1.00	1.00	1.00	\$26.68	\$26.68	
306 196 20 00	1.00	SFD	1.00	1.00	1.00	\$26.68	\$26.68	
306 201 01 00	1.00	SFD	1.00	1.00	1.00	\$26.68	\$26.68	
306 201 02 00	1.00	SFD	1.00	1.00	1.00	\$26.68	\$26.68	
306 201 03 00	1.00	SFD	1.00	1.00	1.00	\$26.68	\$26.68	
306 201 04 00	1.00	SFD	1.00	1.00	1.00	\$26.68	\$26.68	
306 201 05 00	1.00	SFD	1.00	1.00	1.00	\$26.68	\$26.68	

EXHIBIT C - Assessment Roll (Fiscal Year 2027)

Peñasquitos East Maintenance Assessment District

Parcel Number	Acres/ Units ⁽¹⁾	Land Use ⁽²⁾	Assessment Factors		Total EBU's	Unit Cost (\$/EBU)	FY 2027 ⁽⁴⁾ Assessment	Owner Name
			Land Use ⁽²⁾	Benefit ⁽³⁾				
306 201 06 00	1.00	SFD	1.00	1.00	1.00	\$26.68	\$26.68	
306 201 07 00	1.00	SFD	1.00	1.00	1.00	\$26.68	\$26.68	
306 201 08 00	1.00	SFD	1.00	1.00	1.00	\$26.68	\$26.68	
306 201 09 00	1.00	SFD	1.00	1.00	1.00	\$26.68	\$26.68	
306 201 10 00	1.00	SFD	1.00	1.00	1.00	\$26.68	\$26.68	
306 201 11 00	1.00	SFD	1.00	1.00	1.00	\$26.68	\$26.68	
306 201 12 00	1.00	SFD	1.00	1.00	1.00	\$26.68	\$26.68	
306 201 13 00	1.00	SFD	1.00	1.00	1.00	\$26.68	\$26.68	
306 201 14 00	1.00	SFD	1.00	1.00	1.00	\$26.68	\$26.68	
306 201 15 00	1.00	SFD	1.00	1.00	1.00	\$26.68	\$26.68	
306 201 16 00	1.00	SFD	1.00	1.00	1.00	\$26.68	\$26.68	
306 201 17 00	1.00	SFD	1.00	1.00	1.00	\$26.68	\$26.68	
306 201 18 00	1.00	SFD	1.00	1.00	1.00	\$26.68	\$26.68	
306 201 19 00	1.00	SFD	1.00	1.00	1.00	\$26.68	\$26.68	
306 201 20 00	1.00	SFD	1.00	1.00	1.00	\$26.68	\$26.68	
306 201 21 00	1.00	SFD	1.00	1.00	1.00	\$26.68	\$26.68	
306 201 22 00	1.00	SFD	1.00	1.00	1.00	\$26.68	\$26.68	
306 201 23 00	1.00	SFD	1.00	1.00	1.00	\$26.68	\$26.68	
306 201 24 00	1.00	SFD	1.00	1.00	1.00	\$26.68	\$26.68	
306 201 25 00	1.00	SFD	1.00	1.00	1.00	\$26.68	\$26.68	
306 201 26 00	1.00	SFD	1.00	1.00	1.00	\$26.68	\$26.68	
306 201 27 00	1.00	SFD	1.00	1.00	1.00	\$26.68	\$26.68	
306 201 28 00	1.00	SFD	1.00	1.00	1.00	\$26.68	\$26.68	
306 201 29 00	1.00	SFD	1.00	1.00	1.00	\$26.68	\$26.68	
306 201 30 00	1.00	SFD	1.00	1.00	1.00	\$26.68	\$26.68	
306 201 31 00	1.00	SFD	1.00	1.00	1.00	\$26.68	\$26.68	
306 201 32 00	1.00	SFD	1.00	1.00	1.00	\$26.68	\$26.68	
306 201 33 00	1.00	SFD	1.00	1.00	1.00	\$26.68	\$26.68	
306 201 34 00	1.00	SFD	1.00	1.00	1.00	\$26.68	\$26.68	
306 201 35 00	1.00	SFD	1.00	1.00	1.00	\$26.68	\$26.68	
306 201 36 00	1.00	SFD	1.00	1.00	1.00	\$26.68	\$26.68	
306 201 37 00	1.00	SFD	1.00	1.00	1.00	\$26.68	\$26.68	
306 201 38 00	1.00	SFD	1.00	1.00	1.00	\$26.68	\$26.68	
306 201 39 00	1.00	SFD	1.00	1.00	1.00	\$26.68	\$26.68	
306 201 40 00	1.00	SFD	1.00	1.00	1.00	\$26.68	\$26.68	
306 201 41 00	1.00	SFD	1.00	1.00	1.00	\$26.68	\$26.68	
306 201 42 00	1.00	SFD	1.00	1.00	1.00	\$26.68	\$26.68	
306 202 01 00	1.00	SFD	1.00	1.00	1.00	\$26.68	\$26.68	
306 202 02 00	1.00	SFD	1.00	1.00	1.00	\$26.68	\$26.68	
306 202 03 00	1.00	SFD	1.00	1.00	1.00	\$26.68	\$26.68	
306 202 04 00	1.00	SFD	1.00	1.00	1.00	\$26.68	\$26.68	
306 202 05 00	1.00	SFD	1.00	1.00	1.00	\$26.68	\$26.68	
306 202 06 00	1.00	SFD	1.00	1.00	1.00	\$26.68	\$26.68	
306 202 07 00	1.00	SFD	1.00	1.00	1.00	\$26.68	\$26.68	
306 202 08 00	1.00	SFD	1.00	1.00	1.00	\$26.68	\$26.68	
306 202 09 00	1.00	SFD	1.00	1.00	1.00	\$26.68	\$26.68	
306 202 10 00	1.00	SFD	1.00	1.00	1.00	\$26.68	\$26.68	
306 202 11 00	1.00	SFD	1.00	1.00	1.00	\$26.68	\$26.68	
306 202 12 00	1.00	SFD	1.00	1.00	1.00	\$26.68	\$26.68	
306 202 13 00	1.00	SFD	1.00	1.00	1.00	\$26.68	\$26.68	
306 202 14 00	1.00	SFD	1.00	1.00	1.00	\$26.68	\$26.68	
306 202 15 00	1.00	SFD	1.00	1.00	1.00	\$26.68	\$26.68	
306 202 16 00	1.00	SFD	1.00	1.00	1.00	\$26.68	\$26.68	

EXHIBIT C - Assessment Roll (Fiscal Year 2027)

Peñasquitos East Maintenance Assessment District

Parcel Number	Acres/ Units ⁽¹⁾	Land Use ⁽²⁾	Assessment Factors		Total EBU's	Unit Cost (\$/EBU)	FY 2027 ⁽⁴⁾ Assessment	Owner Name
			Land Use ⁽²⁾	Benefit ⁽³⁾				
306 202 17 00	1.00	SFD	1.00	1.00	1.00	\$26.68	\$26.68	
306 202 18 00	1.00	SFD	1.00	1.00	1.00	\$26.68	\$26.68	
306 202 19 00	1.00	SFD	1.00	1.00	1.00	\$26.68	\$26.68	
306 202 20 00	1.00	SFD	1.00	1.00	1.00	\$26.68	\$26.68	
306 202 21 00	1.00	SFD	1.00	1.00	1.00	\$26.68	\$26.68	
306 202 22 00	1.00	SFD	1.00	1.00	1.00	\$26.68	\$26.68	
306 202 23 00	1.00	SFD	1.00	1.00	1.00	\$26.68	\$26.68	
306 202 24 00	1.00	SFD	1.00	1.00	1.00	\$26.68	\$26.68	
306 202 25 00	1.00	SFD	1.00	1.00	1.00	\$26.68	\$26.68	
306 202 26 00	1.00	SFD	1.00	1.00	1.00	\$26.68	\$26.68	
306 203 01 00	1.00	SFD	1.00	1.00	1.00	\$26.68	\$26.68	
306 203 02 00	1.00	SFD	1.00	1.00	1.00	\$26.68	\$26.68	
306 203 03 00	1.00	SFD	1.00	1.00	1.00	\$26.68	\$26.68	
306 203 04 00	1.00	SFD	1.00	1.00	1.00	\$26.68	\$26.68	
306 203 05 00	1.00	SFD	1.00	1.00	1.00	\$26.68	\$26.68	
306 203 06 00	1.00	SFD	1.00	1.00	1.00	\$26.68	\$26.68	
306 203 07 00	1.00	SFD	1.00	1.00	1.00	\$26.68	\$26.68	
306 203 08 00	1.00	SFD	1.00	1.00	1.00	\$26.68	\$26.68	
306 203 09 00	1.00	SFD	1.00	1.00	1.00	\$26.68	\$26.68	
306 203 10 00	1.00	SFD	1.00	1.00	1.00	\$26.68	\$26.68	
306 203 11 00	1.00	SFD	1.00	1.00	1.00	\$26.68	\$26.68	
306 203 12 00	1.00	SFD	1.00	1.00	1.00	\$26.68	\$26.68	
306 203 13 00	1.00	SFD	1.00	1.00	1.00	\$26.68	\$26.68	
306 203 14 00	1.00	SFD	1.00	1.00	1.00	\$26.68	\$26.68	
306 203 15 00	1.00	SFD	1.00	1.00	1.00	\$26.68	\$26.68	
306 203 16 00	1.00	SFD	1.00	1.00	1.00	\$26.68	\$26.68	
306 203 17 00	1.00	SFD	1.00	1.00	1.00	\$26.68	\$26.68	
306 203 18 00	1.00	SFD	1.00	1.00	1.00	\$26.68	\$26.68	
306 203 19 00	1.00	SFD	1.00	1.00	1.00	\$26.68	\$26.68	
306 203 20 00	1.00	SFD	1.00	1.00	1.00	\$26.68	\$26.68	
306 203 21 00	1.00	SFD	1.00	1.00	1.00	\$26.68	\$26.68	
306 203 22 00	1.00	SFD	1.00	1.00	1.00	\$26.68	\$26.68	
306 203 23 00	1.00	SFD	1.00	1.00	1.00	\$26.68	\$26.68	
306 203 24 00	1.00	SFD	1.00	1.00	1.00	\$26.68	\$26.68	
306 203 25 00	1.00	SFD	1.00	1.00	1.00	\$26.68	\$26.68	
306 203 26 00	1.00	SFD	1.00	1.00	1.00	\$26.68	\$26.68	
306 203 27 00	1.00	SFD	1.00	1.00	1.00	\$26.68	\$26.68	
306 203 28 00	1.00	SFD	1.00	1.00	1.00	\$26.68	\$26.68	
306 203 29 00	1.00	SFD	1.00	1.00	1.00	\$26.68	\$26.68	
306 203 30 00	1.00	SFD	1.00	1.00	1.00	\$26.68	\$26.68	
306 203 31 00	1.00	SFD	1.00	1.00	1.00	\$26.68	\$26.68	
306 203 32 00	1.00	SFD	1.00	1.00	1.00	\$26.68	\$26.68	
306 203 33 00	1.00	SFD	1.00	1.00	1.00	\$26.68	\$26.68	
306 203 34 00	1.00	SFD	1.00	1.00	1.00	\$26.68	\$26.68	
306 203 35 00	1.00	SFD	1.00	1.00	1.00	\$26.68	\$26.68	
306 203 36 00	1.00	SFD	1.00	1.00	1.00	\$26.68	\$26.68	
306 203 37 00	1.00	SFD	1.00	1.00	1.00	\$26.68	\$26.68	
306 203 38 00	1.00	SFD	1.00	1.00	1.00	\$26.68	\$26.68	
306 203 39 00	1.00	SFD	1.00	1.00	1.00	\$26.68	\$26.68	
306 203 40 00	1.00	SFD	1.00	1.00	1.00	\$26.68	\$26.68	
306 203 41 00	1.00	SFD	1.00	1.00	1.00	\$26.68	\$26.68	
306 203 42 00	1.00	SFD	1.00	1.00	1.00	\$26.68	\$26.68	
306 203 43 00	1.00	SFD	1.00	1.00	1.00	\$26.68	\$26.68	

EXHIBIT C - Assessment Roll (Fiscal Year 2027)

Peñasquitos East Maintenance Assessment District

Parcel Number	Acres/ Units ⁽¹⁾	Land Use ⁽²⁾	Assessment Factors		Total EBU	Unit Cost (\$/EBU)	FY 2027 ⁽⁴⁾ Assessment	Owner Name
			Land Use ⁽²⁾	Benefit ⁽³⁾				
306 203 44 00	1.00	SFD	1.00	1.00	1.00	\$26.68	\$26.68	
306 203 45 00	1.00	SFD	1.00	1.00	1.00	\$26.68	\$26.68	
306 203 46 00	1.00	SFD	1.00	1.00	1.00	\$26.68	\$26.68	
306 203 47 00	1.00	SFD	1.00	1.00	1.00	\$26.68	\$26.68	
306 203 48 00	1.00	SFD	1.00	1.00	1.00	\$26.68	\$26.68	
306 203 49 00	1.00	SFD	1.00	1.00	1.00	\$26.68	\$26.68	
306 203 50 00	1.00	SFD	1.00	1.00	1.00	\$26.68	\$26.68	
306 203 51 00	1.00	SFD	1.00	1.00	1.00	\$26.68	\$26.68	
306 203 52 00	1.00	SFD	1.00	1.00	1.00	\$26.68	\$26.68	
306 203 53 00	1.00	SFD	1.00	1.00	1.00	\$26.68	\$26.68	
306 203 54 00	1.00	SFD	1.00	1.00	1.00	\$26.68	\$26.68	
306 203 55 00	1.00	SFD	1.00	1.00	1.00	\$26.68	\$26.68	
306 203 56 00	2.85	OSP	0.00	0.30	0.00	\$26.68	\$0.00	
306 204 01 00	1.00	SFD	1.00	1.00	1.00	\$26.68	\$26.68	
306 204 02 00	1.00	SFD	1.00	1.00	1.00	\$26.68	\$26.68	
306 204 03 00	1.00	SFD	1.00	1.00	1.00	\$26.68	\$26.68	
306 204 04 00	1.00	SFD	1.00	1.00	1.00	\$26.68	\$26.68	
306 204 05 00	1.00	SFD	1.00	1.00	1.00	\$26.68	\$26.68	
306 204 06 00	1.00	SFD	1.00	1.00	1.00	\$26.68	\$26.68	
306 204 07 00	1.00	SFD	1.00	1.00	1.00	\$26.68	\$26.68	
306 204 08 00	1.00	SFD	1.00	1.00	1.00	\$26.68	\$26.68	
306 204 09 00	1.00	SFD	1.00	1.00	1.00	\$26.68	\$26.68	
306 204 10 00	1.00	SFD	1.00	1.00	1.00	\$26.68	\$26.68	
306 204 11 00	1.00	SFD	1.00	1.00	1.00	\$26.68	\$26.68	
306 204 12 00	1.00	SFD	1.00	1.00	1.00	\$26.68	\$26.68	
306 204 13 00	1.00	SFD	1.00	1.00	1.00	\$26.68	\$26.68	
306 204 14 00	1.00	SFD	1.00	1.00	1.00	\$26.68	\$26.68	
306 204 15 00	1.00	SFD	1.00	1.00	1.00	\$26.68	\$26.68	
306 204 16 00	1.00	SFD	1.00	1.00	1.00	\$26.68	\$26.68	
306 204 17 00	1.00	SFD	1.00	1.00	1.00	\$26.68	\$26.68	
306 204 18 00	1.00	SFD	1.00	1.00	1.00	\$26.68	\$26.68	
306 204 19 00	1.00	SFD	1.00	1.00	1.00	\$26.68	\$26.68	
306 204 20 00	1.00	SFD	1.00	1.00	1.00	\$26.68	\$26.68	
306 204 21 00	1.00	SFD	1.00	1.00	1.00	\$26.68	\$26.68	
306 204 22 00	1.00	SFD	1.00	1.00	1.00	\$26.68	\$26.68	
306 204 23 00	1.00	SFD	1.00	1.00	1.00	\$26.68	\$26.68	
306 204 24 00	1.00	SFD	1.00	1.00	1.00	\$26.68	\$26.68	
306 204 25 00	1.00	SFD	1.00	1.00	1.00	\$26.68	\$26.68	
306 204 26 00	1.00	SFD	1.00	1.00	1.00	\$26.68	\$26.68	
306 204 27 00	1.00	SFD	1.00	1.00	1.00	\$26.68	\$26.68	
306 204 28 00	1.00	SFD	1.00	1.00	1.00	\$26.68	\$26.68	
306 204 29 00	1.00	SFD	1.00	1.00	1.00	\$26.68	\$26.68	
306 204 30 00	1.00	SFD	1.00	1.00	1.00	\$26.68	\$26.68	
306 204 31 00	1.00	SFD	1.00	1.00	1.00	\$26.68	\$26.68	
306 204 32 00	1.00	SFD	1.00	1.00	1.00	\$26.68	\$26.68	
306 204 33 00	1.00	SFD	1.00	1.00	1.00	\$26.68	\$26.68	
306 204 34 00	1.00	SFD	1.00	1.00	1.00	\$26.68	\$26.68	
306 204 35 00	1.00	SFD	1.00	1.00	1.00	\$26.68	\$26.68	
306 204 36 00	1.00	SFD	1.00	1.00	1.00	\$26.68	\$26.68	
306 204 37 00	1.00	SFD	1.00	1.00	1.00	\$26.68	\$26.68	
306 204 38 00	1.00	SFD	1.00	1.00	1.00	\$26.68	\$26.68	
306 204 39 00	1.00	SFD	1.00	1.00	1.00	\$26.68	\$26.68	
306 204 40 00	1.00	SFD	1.00	1.00	1.00	\$26.68	\$26.68	

EXHIBIT C - Assessment Roll (Fiscal Year 2027)

Peñasquitos East Maintenance Assessment District

Parcel Number	Acres/ Units ⁽¹⁾	Land Use ⁽²⁾	Assessment Factors		Total EBUs	Unit Cost (\$/EBU)	FY 2027 ⁽⁴⁾ Assessment	Owner Name
			Land Use ⁽²⁾	Benefit ⁽³⁾				
306 204 41 00	1.00	SFD	1.00	1.00	1.00	\$26.68	\$26.68	
306 204 42 00	1.00	SFD	1.00	1.00	1.00	\$26.68	\$26.68	
306 204 43 00	1.00	SFD	1.00	1.00	1.00	\$26.68	\$26.68	
306 204 44 00	1.00	SFD	1.00	1.00	1.00	\$26.68	\$26.68	
306 204 45 00	1.00	SFD	1.00	1.00	1.00	\$26.68	\$26.68	
306 204 46 00	1.00	SFD	1.00	1.00	1.00	\$26.68	\$26.68	
306 204 47 00	1.00	SFD	1.00	1.00	1.00	\$26.68	\$26.68	
306 204 48 00	1.00	SFD	1.00	1.00	1.00	\$26.68	\$26.68	
306 204 49 00	1.00	SFD	1.00	1.00	1.00	\$26.68	\$26.68	
306 204 50 00	1.00	SFD	1.00	1.00	1.00	\$26.68	\$26.68	
306 204 51 00	1.00	SFD	1.00	1.00	1.00	\$26.68	\$26.68	
306 204 52 00	1.00	SFD	1.00	1.00	1.00	\$26.68	\$26.68	
306 204 53 00	1.00	SFD	1.00	1.00	1.00	\$26.68	\$26.68	
306 204 54 00	1.00	SFD	1.00	1.00	1.00	\$26.68	\$26.68	
306 204 55 00	1.00	SFD	1.00	1.00	1.00	\$26.68	\$26.68	
306 204 56 00	3.84	OSP	0.00	0.30	0.00	\$26.68	\$0.00	
306 211 01 00	1.00	SFD	1.00	1.00	1.00	\$26.68	\$26.68	
306 211 02 00	1.00	SFD	1.00	1.00	1.00	\$26.68	\$26.68	
306 211 03 00	1.00	SFD	1.00	1.00	1.00	\$26.68	\$26.68	
306 211 04 00	1.00	SFD	1.00	1.00	1.00	\$26.68	\$26.68	
306 211 05 00	1.00	SFD	1.00	1.00	1.00	\$26.68	\$26.68	
306 211 06 00	1.00	SFD	1.00	1.00	1.00	\$26.68	\$26.68	
306 211 07 00	1.00	SFD	1.00	1.00	1.00	\$26.68	\$26.68	
306 211 08 00	1.00	SFD	1.00	1.00	1.00	\$26.68	\$26.68	
306 211 09 00	1.00	SFD	1.00	1.00	1.00	\$26.68	\$26.68	
306 211 10 00	1.00	SFD	1.00	1.00	1.00	\$26.68	\$26.68	
306 211 11 00	1.00	SFD	1.00	1.00	1.00	\$26.68	\$26.68	
306 211 12 00	1.00	SFD	1.00	1.00	1.00	\$26.68	\$26.68	
306 211 13 00	1.00	SFD	1.00	1.00	1.00	\$26.68	\$26.68	
306 211 14 00	1.00	SFD	1.00	1.00	1.00	\$26.68	\$26.68	
306 211 15 00	1.00	SFD	1.00	1.00	1.00	\$26.68	\$26.68	
306 211 16 00	1.00	SFD	1.00	1.00	1.00	\$26.68	\$26.68	
306 211 17 00	1.00	SFD	1.00	1.00	1.00	\$26.68	\$26.68	
306 211 18 00	1.00	SFD	1.00	1.00	1.00	\$26.68	\$26.68	
306 211 19 00	1.00	SFD	1.00	1.00	1.00	\$26.68	\$26.68	
306 211 20 00	1.00	SFD	1.00	1.00	1.00	\$26.68	\$26.68	
306 211 21 00	1.00	SFD	1.00	1.00	1.00	\$26.68	\$26.68	
306 211 22 00	1.00	SFD	1.00	1.00	1.00	\$26.68	\$26.68	
306 211 23 00	1.00	SFD	1.00	1.00	1.00	\$26.68	\$26.68	
306 211 24 00	1.00	SFD	1.00	1.00	1.00	\$26.68	\$26.68	
306 211 25 00	1.00	SFD	1.00	1.00	1.00	\$26.68	\$26.68	
306 211 26 00	1.00	SFD	1.00	1.00	1.00	\$26.68	\$26.68	
306 211 27 00	1.00	SFD	1.00	1.00	1.00	\$26.68	\$26.68	
306 211 28 00	1.00	SFD	1.00	1.00	1.00	\$26.68	\$26.68	
306 211 29 00	1.00	SFD	1.00	1.00	1.00	\$26.68	\$26.68	
306 212 01 00	1.00	SFD	1.00	1.00	1.00	\$26.68	\$26.68	
306 212 02 00	1.00	SFD	1.00	1.00	1.00	\$26.68	\$26.68	
306 212 03 00	1.00	SFD	1.00	1.00	1.00	\$26.68	\$26.68	
306 212 04 00	1.00	SFD	1.00	1.00	1.00	\$26.68	\$26.68	
306 212 05 00	1.00	SFD	1.00	1.00	1.00	\$26.68	\$26.68	
306 212 06 00	1.00	SFD	1.00	1.00	1.00	\$26.68	\$26.68	
306 212 07 00	1.00	SFD	1.00	1.00	1.00	\$26.68	\$26.68	
306 212 08 00	1.00	SFD	1.00	1.00	1.00	\$26.68	\$26.68	

EXHIBIT C - Assessment Roll (Fiscal Year 2027)

Peñasquitos East Maintenance Assessment District

Parcel Number	Acres/ Units ⁽¹⁾	Land Use ⁽²⁾	Assessment Factors		Total EBUs	Unit Cost (\$/EBU)	FY 2027 ⁽⁴⁾ Assessment	Owner Name
			Land Use ⁽²⁾	Benefit ⁽³⁾				
306 212 09 00	1.00	SFD	1.00	1.00	1.00	\$26.68	\$26.68	
306 212 10 00	0.15	OSP	0.00	0.30	0.00	\$26.68	\$0.00	
306 212 11 00	0.20	OSP	0.00	0.30	0.00	\$26.68	\$0.00	
306 212 12 00	0.33	OSP	0.00	0.30	0.00	\$26.68	\$0.00	
306 212 13 00	0.32	OSP	0.00	0.30	0.00	\$26.68	\$0.00	
306 212 14 00	0.20	OSP	0.00	0.30	0.00	\$26.68	\$0.00	
306 212 15 00	0.19	OSP	0.00	0.30	0.00	\$26.68	\$0.00	
306 212 16 00	0.18	OSP	0.00	0.30	0.00	\$26.68	\$0.00	
306 212 17 00	0.21	OSP	0.00	0.30	0.00	\$26.68	\$0.00	
306 212 18 00	0.25	OSP	0.00	0.30	0.00	\$26.68	\$0.00	
306 212 19 00	0.22	OSP	0.00	0.30	0.00	\$26.68	\$0.00	
306 212 20 00	0.19	OSP	0.00	0.30	0.00	\$26.68	\$0.00	
306 212 21 00	0.18	OSP	0.00	0.30	0.00	\$26.68	\$0.00	
306 212 22 00	0.17	OSP	0.00	0.30	0.00	\$26.68	\$0.00	
306 212 23 00	0.13	OSP	0.00	0.30	0.00	\$26.68	\$0.00	
306 212 24 00	0.13	OSP	0.00	0.30	0.00	\$26.68	\$0.00	
306 212 25 00	1.00	SFD	1.00	1.00	1.00	\$26.68	\$26.68	
306 212 26 00	1.00	SFD	1.00	1.00	1.00	\$26.68	\$26.68	
306 212 27 00	1.00	SFD	1.00	1.00	1.00	\$26.68	\$26.68	
306 212 28 00	1.00	SFD	1.00	1.00	1.00	\$26.68	\$26.68	
306 212 29 00	1.00	SFD	1.00	1.00	1.00	\$26.68	\$26.68	
306 212 30 00	1.00	SFD	1.00	1.00	1.00	\$26.68	\$26.68	
306 212 31 00	1.00	SFD	1.00	1.00	1.00	\$26.68	\$26.68	
306 212 32 00	1.00	SFD	1.00	1.00	1.00	\$26.68	\$26.68	
306 212 33 00	1.00	SFD	1.00	1.00	1.00	\$26.68	\$26.68	
306 212 34 00	1.00	SFD	1.00	1.00	1.00	\$26.68	\$26.68	
306 212 35 00	1.00	SFD	1.00	1.00	1.00	\$26.68	\$26.68	
306 212 36 00	1.00	SFD	1.00	1.00	1.00	\$26.68	\$26.68	
306 212 37 00	1.00	SFD	1.00	1.00	1.00	\$26.68	\$26.68	
306 212 38 00	1.00	SFD	1.00	1.00	1.00	\$26.68	\$26.68	
306 212 39 00	1.00	SFD	1.00	1.00	1.00	\$26.68	\$26.68	
306 212 40 00	1.00	SFD	1.00	1.00	1.00	\$26.68	\$26.68	
306 212 41 00	1.00	SFD	1.00	1.00	1.00	\$26.68	\$26.68	
306 212 42 00	1.00	SFD	1.00	1.00	1.00	\$26.68	\$26.68	
306 212 43 00	1.00	SFD	1.00	1.00	1.00	\$26.68	\$26.68	
306 212 44 00	1.00	SFD	1.00	1.00	1.00	\$26.68	\$26.68	
306 212 45 00	1.00	SFD	1.00	1.00	1.00	\$26.68	\$26.68	
306 212 46 00	1.00	SFD	1.00	1.00	1.00	\$26.68	\$26.68	
306 212 47 00	1.00	SFD	1.00	1.00	1.00	\$26.68	\$26.68	
306 212 48 00	1.00	SFD	1.00	1.00	1.00	\$26.68	\$26.68	
306 212 49 00	1.00	SFD	1.00	1.00	1.00	\$26.68	\$26.68	
306 212 50 00	1.00	SFD	1.00	1.00	1.00	\$26.68	\$26.68	
306 212 51 00	1.00	SFD	1.00	1.00	1.00	\$26.68	\$26.68	
306 212 52 00	1.00	SFD	1.00	1.00	1.00	\$26.68	\$26.68	
306 212 53 00	1.00	SFD	1.00	1.00	1.00	\$26.68	\$26.68	
306 212 54 00	1.00	SFD	1.00	1.00	1.00	\$26.68	\$26.68	
306 212 55 00	1.00	SFD	1.00	1.00	1.00	\$26.68	\$26.68	
306 212 56 00	1.00	SFD	1.00	1.00	1.00	\$26.68	\$26.68	
306 212 57 00	1.00	SFD	1.00	1.00	1.00	\$26.68	\$26.68	
306 212 58 00	1.00	SFD	1.00	1.00	1.00	\$26.68	\$26.68	
306 212 59 00	1.00	SFD	1.00	1.00	1.00	\$26.68	\$26.68	
306 212 60 00	1.00	SFD	1.00	1.00	1.00	\$26.68	\$26.68	
306 212 61 00	1.00	SFD	1.00	1.00	1.00	\$26.68	\$26.68	

EXHIBIT C - Assessment Roll (Fiscal Year 2027)

Peñasquitos East Maintenance Assessment District

Parcel Number	Acres/ Units ⁽¹⁾	Land Use ⁽²⁾	Assessment Factors		Total EBUs	Unit Cost (\$/EBU)	FY 2027 ⁽⁴⁾ Assessment	Owner Name
			Land Use ⁽²⁾	Benefit ⁽³⁾				
306 212 62 00	1.00	SFD	1.00	1.00	1.00	\$26.68	\$26.68	
306 212 63 00	1.00	SFD	1.00	1.00	1.00	\$26.68	\$26.68	
306 212 64 00	1.00	SFD	1.00	1.00	1.00	\$26.68	\$26.68	
306 212 65 00	1.00	SFD	1.00	1.00	1.00	\$26.68	\$26.68	
306 212 66 00	1.00	SFD	1.00	1.00	1.00	\$26.68	\$26.68	
306 212 67 00	1.00	SFD	1.00	1.00	1.00	\$26.68	\$26.68	
306 212 68 00	1.00	SFD	1.00	1.00	1.00	\$26.68	\$26.68	
306 213 01 00	1.00	SFD	1.00	1.00	1.00	\$26.68	\$26.68	
306 213 02 00	1.00	SFD	1.00	1.00	1.00	\$26.68	\$26.68	
306 213 03 00	1.00	SFD	1.00	1.00	1.00	\$26.68	\$26.68	
306 213 04 00	1.00	SFD	1.00	1.00	1.00	\$26.68	\$26.68	
306 213 05 00	1.00	SFD	1.00	1.00	1.00	\$26.68	\$26.68	
306 213 06 00	1.00	SFD	1.00	1.00	1.00	\$26.68	\$26.68	
306 213 07 00	1.00	SFD	1.00	1.00	1.00	\$26.68	\$26.68	
306 213 08 00	1.00	SFD	1.00	1.00	1.00	\$26.68	\$26.68	
306 213 09 00	1.00	SFD	1.00	1.00	1.00	\$26.68	\$26.68	
306 213 10 00	1.00	SFD	1.00	1.00	1.00	\$26.68	\$26.68	
306 213 11 00	1.00	SFD	1.00	1.00	1.00	\$26.68	\$26.68	
306 213 12 00	1.00	SFD	1.00	1.00	1.00	\$26.68	\$26.68	
306 213 13 00	1.00	SFD	1.00	1.00	1.00	\$26.68	\$26.68	
306 213 14 00	1.00	SFD	1.00	1.00	1.00	\$26.68	\$26.68	
306 213 15 00	1.00	SFD	1.00	1.00	1.00	\$26.68	\$26.68	
306 213 16 00	1.00	SFD	1.00	1.00	1.00	\$26.68	\$26.68	
306 213 17 00	1.00	SFD	1.00	1.00	1.00	\$26.68	\$26.68	
306 213 18 00	1.00	SFD	1.00	1.00	1.00	\$26.68	\$26.68	
306 213 19 00	1.00	SFD	1.00	1.00	1.00	\$26.68	\$26.68	
306 213 20 00	1.00	SFD	1.00	1.00	1.00	\$26.68	\$26.68	
306 213 21 00	1.00	SFD	1.00	1.00	1.00	\$26.68	\$26.68	
306 213 22 00	0.24	OSP	0.00	0.30	0.00	\$26.68	\$0.00	
306 213 23 00	0.25	OSP	0.00	0.30	0.00	\$26.68	\$0.00	
306 213 24 00	1.00	SFD	1.00	1.00	1.00	\$26.68	\$26.68	
306 213 25 00	1.00	SFD	1.00	1.00	1.00	\$26.68	\$26.68	
306 213 26 00	1.00	SFD	1.00	1.00	1.00	\$26.68	\$26.68	
306 213 27 00	1.00	SFD	1.00	1.00	1.00	\$26.68	\$26.68	
306 213 28 00	1.00	SFD	1.00	1.00	1.00	\$26.68	\$26.68	
306 213 29 00	1.00	SFD	1.00	1.00	1.00	\$26.68	\$26.68	
306 213 30 00	1.00	SFD	1.00	1.00	1.00	\$26.68	\$26.68	
306 213 31 00	1.00	SFD	1.00	1.00	1.00	\$26.68	\$26.68	
306 213 32 00	1.00	SFD	1.00	1.00	1.00	\$26.68	\$26.68	
306 213 33 00	1.00	SFD	1.00	1.00	1.00	\$26.68	\$26.68	
306 213 34 00	1.00	SFD	1.00	1.00	1.00	\$26.68	\$26.68	
306 213 35 00	1.00	SFD	1.00	1.00	1.00	\$26.68	\$26.68	
306 213 36 00	1.00	SFD	1.00	1.00	1.00	\$26.68	\$26.68	
306 213 37 00	1.00	SFD	1.00	1.00	1.00	\$26.68	\$26.68	
306 213 38 00	1.00	SFD	1.00	1.00	1.00	\$26.68	\$26.68	
306 213 39 00	1.00	SFD	1.00	1.00	1.00	\$26.68	\$26.68	
306 213 40 00	1.00	SFD	1.00	1.00	1.00	\$26.68	\$26.68	
306 213 41 00	1.00	SFD	1.00	1.00	1.00	\$26.68	\$26.68	
306 213 42 00	1.00	SFD	1.00	1.00	1.00	\$26.68	\$26.68	
306 213 43 00	1.00	SFD	1.00	1.00	1.00	\$26.68	\$26.68	
306 213 44 00	1.00	SFD	1.00	1.00	1.00	\$26.68	\$26.68	
306 213 45 00	1.00	SFD	1.00	1.00	1.00	\$26.68	\$26.68	
306 213 46 00	0.05	STR	0.00	0.30	0.00	\$26.68	\$0.00	

EXHIBIT C - Assessment Roll (Fiscal Year 2027)

Peñasquitos East Maintenance Assessment District

Parcel Number	Acres/ Units ⁽¹⁾	Land Use ⁽²⁾	Assessment Factors		Total EBU's	Unit Cost (\$/EBU)	FY 2027 ⁽⁴⁾ Assessment	Owner Name
			Land Use ⁽²⁾	Benefit ⁽³⁾				
306 214 01 00	1.00	SFD	1.00	1.00	1.00	\$26.68	\$26.68	
306 214 02 00	1.00	SFD	1.00	1.00	1.00	\$26.68	\$26.68	
306 214 03 00	1.00	SFD	1.00	1.00	1.00	\$26.68	\$26.68	
306 214 04 00	1.00	SFD	1.00	1.00	1.00	\$26.68	\$26.68	
306 214 05 00	1.00	SFD	1.00	1.00	1.00	\$26.68	\$26.68	
306 214 06 00	1.00	SFD	1.00	1.00	1.00	\$26.68	\$26.68	
306 214 07 00	1.00	SFD	1.00	1.00	1.00	\$26.68	\$26.68	
306 214 08 00	1.00	SFD	1.00	1.00	1.00	\$26.68	\$26.68	
306 214 09 00	1.00	SFD	1.00	1.00	1.00	\$26.68	\$26.68	
306 214 10 00	1.00	SFD	1.00	1.00	1.00	\$26.68	\$26.68	
306 214 11 00	1.00	SFD	1.00	1.00	1.00	\$26.68	\$26.68	
306 214 12 00	1.00	SFD	1.00	1.00	1.00	\$26.68	\$26.68	
306 214 13 00	1.00	SFD	1.00	1.00	1.00	\$26.68	\$26.68	
306 214 14 00	1.00	SFD	1.00	1.00	1.00	\$26.68	\$26.68	
306 214 15 00	1.00	SFD	1.00	1.00	1.00	\$26.68	\$26.68	
306 214 16 00	1.00	SFD	1.00	1.00	1.00	\$26.68	\$26.68	
306 214 17 00	1.00	SFD	1.00	1.00	1.00	\$26.68	\$26.68	
306 214 18 00	1.00	SFD	1.00	1.00	1.00	\$26.68	\$26.68	
306 214 19 00	1.00	SFD	1.00	1.00	1.00	\$26.68	\$26.68	
306 214 20 00	1.00	SFD	1.00	1.00	1.00	\$26.68	\$26.68	
306 214 21 00	1.00	SFD	1.00	1.00	1.00	\$26.68	\$26.68	
306 214 22 00	1.00	SFD	1.00	1.00	1.00	\$26.68	\$26.68	
306 214 23 00	1.00	SFD	1.00	1.00	1.00	\$26.68	\$26.68	
306 214 24 00	1.00	SFD	1.00	1.00	1.00	\$26.68	\$26.68	
306 214 25 00	1.00	SFD	1.00	1.00	1.00	\$26.68	\$26.68	
306 214 26 00	1.00	SFD	1.00	1.00	1.00	\$26.68	\$26.68	
306 214 27 00	1.00	SFD	1.00	1.00	1.00	\$26.68	\$26.68	
306 214 28 00	1.00	SFD	1.00	1.00	1.00	\$26.68	\$26.68	
306 214 29 00	1.00	SFD	1.00	1.00	1.00	\$26.68	\$26.68	
306 214 30 00	1.00	SFD	1.00	1.00	1.00	\$26.68	\$26.68	
306 214 31 00	1.00	SFD	1.00	1.00	1.00	\$26.68	\$26.68	
306 214 32 00	1.00	SFD	1.00	1.00	1.00	\$26.68	\$26.68	
306 214 33 00	1.00	SFD	1.00	1.00	1.00	\$26.68	\$26.68	
306 214 34 00	1.00	SFD	1.00	1.00	1.00	\$26.68	\$26.68	
306 214 35 00	1.00	SFD	1.00	1.00	1.00	\$26.68	\$26.68	
306 214 36 00	1.00	SFD	1.00	1.00	1.00	\$26.68	\$26.68	
306 214 37 00	1.00	SFD	1.00	1.00	1.00	\$26.68	\$26.68	
306 214 38 00	1.00	SFD	1.00	1.00	1.00	\$26.68	\$26.68	
306 214 39 00	1.00	SFD	1.00	1.00	1.00	\$26.68	\$26.68	
306 214 40 00	1.00	SFD	1.00	1.00	1.00	\$26.68	\$26.68	
306 214 41 00	1.00	SFD	1.00	1.00	1.00	\$26.68	\$26.68	
306 214 42 00	1.00	SFD	1.00	1.00	1.00	\$26.68	\$26.68	
306 214 43 00	1.00	SFD	1.00	1.00	1.00	\$26.68	\$26.68	
306 214 44 00	1.00	SFD	1.00	1.00	1.00	\$26.68	\$26.68	
306 214 45 00	1.00	SFD	1.00	1.00	1.00	\$26.68	\$26.68	
306 214 46 00	1.00	SFD	1.00	1.00	1.00	\$26.68	\$26.68	
306 214 47 00	1.00	SFD	1.00	1.00	1.00	\$26.68	\$26.68	
306 214 48 00	1.00	SFD	1.00	1.00	1.00	\$26.68	\$26.68	
306 214 49 00	1.00	SFD	1.00	1.00	1.00	\$26.68	\$26.68	
306 214 50 00	1.00	SFD	1.00	1.00	1.00	\$26.68	\$26.68	
306 214 51 00	1.00	SFD	1.00	1.00	1.00	\$26.68	\$26.68	
306 214 52 00	1.00	SFD	1.00	1.00	1.00	\$26.68	\$26.68	
306 214 53 00	1.00	SFD	1.00	1.00	1.00	\$26.68	\$26.68	

EXHIBIT C - Assessment Roll (Fiscal Year 2027)

Peñasquitos East Maintenance Assessment District

Parcel Number	Acres/ Units ⁽¹⁾	Land Use ⁽²⁾	Assessment Factors		Total EBU's	Unit Cost (\$/EBU)	FY 2027 ⁽⁴⁾ Assessment	Owner Name
			Land Use ⁽²⁾	Benefit ⁽³⁾				
306 214 54 00	1.00	SFD	1.00	1.00	1.00	\$26.68	\$26.68	
306 214 55 00	1.00	SFD	1.00	1.00	1.00	\$26.68	\$26.68	
306 214 56 00	1.00	SFD	1.00	1.00	1.00	\$26.68	\$26.68	
306 214 57 00	1.00	SFD	1.00	1.00	1.00	\$26.68	\$26.68	
306 214 58 00	1.00	SFD	1.00	1.00	1.00	\$26.68	\$26.68	
306 215 01 00	1.00	SFD	1.00	1.00	1.00	\$26.68	\$26.68	
306 215 02 00	1.00	SFD	1.00	1.00	1.00	\$26.68	\$26.68	
306 215 03 00	1.00	SFD	1.00	1.00	1.00	\$26.68	\$26.68	
306 215 04 00	1.00	SFD	1.00	1.00	1.00	\$26.68	\$26.68	
306 215 05 00	1.00	SFD	1.00	1.00	1.00	\$26.68	\$26.68	
306 215 06 00	1.00	SFD	1.00	1.00	1.00	\$26.68	\$26.68	
306 215 07 00	1.00	SFD	1.00	1.00	1.00	\$26.68	\$26.68	
306 215 08 00	1.00	SFD	1.00	1.00	1.00	\$26.68	\$26.68	
306 215 09 00	1.00	SFD	1.00	1.00	1.00	\$26.68	\$26.68	
306 215 10 00	1.00	SFD	1.00	1.00	1.00	\$26.68	\$26.68	
306 215 11 00	1.00	SFD	1.00	1.00	1.00	\$26.68	\$26.68	
306 215 12 00	1.00	SFD	1.00	1.00	1.00	\$26.68	\$26.68	
306 215 13 00	1.00	SFD	1.00	1.00	1.00	\$26.68	\$26.68	
306 215 14 00	1.00	SFD	1.00	1.00	1.00	\$26.68	\$26.68	
306 215 15 00	1.00	SFD	1.00	1.00	1.00	\$26.68	\$26.68	
306 215 16 00	1.00	SFD	1.00	1.00	1.00	\$26.68	\$26.68	
306 215 17 00	1.00	SFD	1.00	1.00	1.00	\$26.68	\$26.68	
306 215 18 00	1.00	SFD	1.00	1.00	1.00	\$26.68	\$26.68	
306 215 19 00	1.00	SFD	1.00	1.00	1.00	\$26.68	\$26.68	
306 215 20 00	1.00	SFD	1.00	1.00	1.00	\$26.68	\$26.68	
306 215 21 00	1.00	SFD	1.00	1.00	1.00	\$26.68	\$26.68	
306 215 22 00	1.00	SFD	1.00	1.00	1.00	\$26.68	\$26.68	
306 215 23 00	1.00	SFD	1.00	1.00	1.00	\$26.68	\$26.68	
306 215 24 00	1.00	SFD	1.00	1.00	1.00	\$26.68	\$26.68	
306 215 25 00	1.00	SFD	1.00	1.00	1.00	\$26.68	\$26.68	
306 215 26 00	1.00	SFD	1.00	1.00	1.00	\$26.68	\$26.68	
306 215 27 00	1.00	SFD	1.00	1.00	1.00	\$26.68	\$26.68	
306 215 28 00	1.00	SFD	1.00	1.00	1.00	\$26.68	\$26.68	
306 215 29 00	1.00	SFD	1.00	1.00	1.00	\$26.68	\$26.68	
306 215 30 00	1.00	SFD	1.00	1.00	1.00	\$26.68	\$26.68	
306 216 01 00	1.00	SFD	1.00	1.00	1.00	\$26.68	\$26.68	
306 216 02 00	1.00	SFD	1.00	1.00	1.00	\$26.68	\$26.68	
306 216 03 00	1.00	SFD	1.00	1.00	1.00	\$26.68	\$26.68	
306 216 04 00	1.00	SFD	1.00	1.00	1.00	\$26.68	\$26.68	
306 216 05 00	1.00	SFD	1.00	1.00	1.00	\$26.68	\$26.68	
306 216 06 00	1.00	SFD	1.00	1.00	1.00	\$26.68	\$26.68	
306 216 07 00	1.00	SFD	1.00	1.00	1.00	\$26.68	\$26.68	
306 216 08 00	1.00	SFD	1.00	1.00	1.00	\$26.68	\$26.68	
306 216 09 00	1.00	SFD	1.00	1.00	1.00	\$26.68	\$26.68	
306 216 10 00	1.00	SFD	1.00	1.00	1.00	\$26.68	\$26.68	
306 216 11 00	1.00	SFD	1.00	1.00	1.00	\$26.68	\$26.68	
306 216 12 00	1.00	SFD	1.00	1.00	1.00	\$26.68	\$26.68	
306 216 13 00	1.00	SFD	1.00	1.00	1.00	\$26.68	\$26.68	
306 216 14 00	1.00	SFD	1.00	1.00	1.00	\$26.68	\$26.68	
306 216 15 00	1.00	SFD	1.00	1.00	1.00	\$26.68	\$26.68	
306 216 16 00	1.00	SFD	1.00	1.00	1.00	\$26.68	\$26.68	
306 216 17 00	1.00	SFD	1.00	1.00	1.00	\$26.68	\$26.68	
306 216 18 00	1.00	SFD	1.00	1.00	1.00	\$26.68	\$26.68	

EXHIBIT C - Assessment Roll (Fiscal Year 2027)

Peñasquitos East Maintenance Assessment District

Parcel Number	Acres/ Units ⁽¹⁾	Land Use ⁽²⁾	Assessment Factors		Total EBU's	Unit Cost (\$/EBU)	FY 2027 ⁽⁴⁾ Assessment	Owner Name
			Land Use ⁽²⁾	Benefit ⁽³⁾				
306 216 19 00	1.00	SFD	1.00	1.00	1.00	\$26.68	\$26.68	
306 216 20 00	1.00	SFD	1.00	1.00	1.00	\$26.68	\$26.68	
306 216 21 00	1.00	SFD	1.00	1.00	1.00	\$26.68	\$26.68	
306 216 22 00	1.00	SFD	1.00	1.00	1.00	\$26.68	\$26.68	
306 216 23 00	1.00	SFD	1.00	1.00	1.00	\$26.68	\$26.68	
306 216 24 00	1.00	SFD	1.00	1.00	1.00	\$26.68	\$26.68	
306 216 25 00	1.00	SFD	1.00	1.00	1.00	\$26.68	\$26.68	
306 216 26 00	1.00	SFD	1.00	1.00	1.00	\$26.68	\$26.68	
306 216 27 00	1.00	SFD	1.00	1.00	1.00	\$26.68	\$26.68	
306 216 28 00	1.00	SFD	1.00	1.00	1.00	\$26.68	\$26.68	
306 216 29 00	1.00	SFD	1.00	1.00	1.00	\$26.68	\$26.68	
306 216 30 00	1.00	SFD	1.00	1.00	1.00	\$26.68	\$26.68	
306 216 31 00	1.00	SFD	1.00	1.00	1.00	\$26.68	\$26.68	
306 216 32 00	1.00	SFD	1.00	1.00	1.00	\$26.68	\$26.68	
306 216 33 00	1.00	SFD	1.00	1.00	1.00	\$26.68	\$26.68	
306 216 34 00	1.00	SFD	1.00	1.00	1.00	\$26.68	\$26.68	
306 216 35 00	1.00	SFD	1.00	1.00	1.00	\$26.68	\$26.68	
306 216 36 00	1.00	SFD	1.00	1.00	1.00	\$26.68	\$26.68	
306 216 37 00	1.00	SFD	1.00	1.00	1.00	\$26.68	\$26.68	
306 216 38 00	1.00	SFD	1.00	1.00	1.00	\$26.68	\$26.68	
306 216 39 00	1.00	SFD	1.00	1.00	1.00	\$26.68	\$26.68	
306 216 40 00	1.00	SFD	1.00	1.00	1.00	\$26.68	\$26.68	
306 220 01 00	1.00	SFD	1.00	1.00	1.00	\$26.68	\$26.68	
306 220 02 00	1.00	SFD	1.00	1.00	1.00	\$26.68	\$26.68	
306 220 03 00	1.00	SFD	1.00	1.00	1.00	\$26.68	\$26.68	
306 220 04 00	1.00	SFD	1.00	1.00	1.00	\$26.68	\$26.68	
306 220 05 00	1.00	SFD	1.00	1.00	1.00	\$26.68	\$26.68	
306 220 06 00	1.00	SFD	1.00	1.00	1.00	\$26.68	\$26.68	
306 220 07 00	1.00	SFD	1.00	1.00	1.00	\$26.68	\$26.68	
306 220 08 00	1.00	SFD	1.00	1.00	1.00	\$26.68	\$26.68	
306 220 09 00	1.00	SFD	1.00	1.00	1.00	\$26.68	\$26.68	
306 220 10 00	1.00	SFD	1.00	1.00	1.00	\$26.68	\$26.68	
306 220 11 00	1.00	SFD	1.00	1.00	1.00	\$26.68	\$26.68	
306 220 12 00	1.00	SFD	1.00	1.00	1.00	\$26.68	\$26.68	
306 220 13 00	1.00	SFD	1.00	1.00	1.00	\$26.68	\$26.68	
306 220 14 00	1.00	SFD	1.00	1.00	1.00	\$26.68	\$26.68	
306 220 15 00	1.00	SFD	1.00	1.00	1.00	\$26.68	\$26.68	
306 220 16 00	1.00	SFD	1.00	1.00	1.00	\$26.68	\$26.68	
306 220 17 00	1.00	SFD	1.00	1.00	1.00	\$26.68	\$26.68	
306 220 18 00	1.00	SFD	1.00	1.00	1.00	\$26.68	\$26.68	
306 220 19 00	1.00	SFD	1.00	1.00	1.00	\$26.68	\$26.68	
306 220 20 00	1.00	SFD	1.00	1.00	1.00	\$26.68	\$26.68	
306 220 21 00	1.00	SFD	1.00	1.00	1.00	\$26.68	\$26.68	
306 220 22 00	1.00	SFD	1.00	1.00	1.00	\$26.68	\$26.68	
306 220 23 00	1.00	SFD	1.00	1.00	1.00	\$26.68	\$26.68	
306 220 24 00	1.00	SFD	1.00	1.00	1.00	\$26.68	\$26.68	
306 220 25 00	1.00	SFD	1.00	1.00	1.00	\$26.68	\$26.68	
306 220 26 00	1.00	SFD	1.00	1.00	1.00	\$26.68	\$26.68	
306 220 27 00	1.00	SFD	1.00	1.00	1.00	\$26.68	\$26.68	
306 220 28 00	1.00	SFD	1.00	1.00	1.00	\$26.68	\$26.68	
306 220 29 00	1.00	SFD	1.00	1.00	1.00	\$26.68	\$26.68	
306 220 30 00	1.00	SFD	1.00	1.00	1.00	\$26.68	\$26.68	
306 220 31 00	1.00	SFD	1.00	1.00	1.00	\$26.68	\$26.68	

EXHIBIT C - Assessment Roll (Fiscal Year 2027)

Peñasquitos East Maintenance Assessment District

Parcel Number	Acres/ Units ⁽¹⁾	Land Use ⁽²⁾	Assessment Factors		Total EBU's	Unit Cost (\$/EBU)	FY 2027 ⁽⁴⁾ Assessment	Owner Name
			Land Use ⁽²⁾	Benefit ⁽³⁾				
306 220 32 00	1.00	SFD	1.00	1.00	1.00	\$26.68	\$26.68	
306 220 33 00	1.00	SFD	1.00	1.00	1.00	\$26.68	\$26.68	
306 220 34 00	1.00	SFD	1.00	1.00	1.00	\$26.68	\$26.68	
306 220 35 00	1.00	SFD	1.00	1.00	1.00	\$26.68	\$26.68	
306 220 36 00	1.00	SFD	1.00	1.00	1.00	\$26.68	\$26.68	
306 220 37 00	1.00	SFD	1.00	1.00	1.00	\$26.68	\$26.68	
306 220 38 00	1.00	SFD	1.00	1.00	1.00	\$26.68	\$26.68	
306 220 39 00	1.00	SFD	1.00	1.00	1.00	\$26.68	\$26.68	
306 220 40 00	1.00	SFD	1.00	1.00	1.00	\$26.68	\$26.68	
306 220 41 00	1.00	SFD	1.00	1.00	1.00	\$26.68	\$26.68	
306 220 42 00	1.00	SFD	1.00	1.00	1.00	\$26.68	\$26.68	
306 220 43 00	1.00	SFD	1.00	1.00	1.00	\$26.68	\$26.68	
306 220 44 00	1.00	SFD	1.00	1.00	1.00	\$26.68	\$26.68	
306 220 45 00	1.00	SFD	1.00	1.00	1.00	\$26.68	\$26.68	
306 220 46 00	1.00	SFD	1.00	1.00	1.00	\$26.68	\$26.68	
306 220 47 00	1.00	SFD	1.00	1.00	1.00	\$26.68	\$26.68	
306 220 48 00	1.00	SFD	1.00	1.00	1.00	\$26.68	\$26.68	
306 220 49 00	1.00	SFD	1.00	1.00	1.00	\$26.68	\$26.68	
306 220 50 00	1.00	SFD	1.00	1.00	1.00	\$26.68	\$26.68	
306 220 51 00	1.00	SFD	1.00	1.00	1.00	\$26.68	\$26.68	
306 220 52 00	1.00	SFD	1.00	1.00	1.00	\$26.68	\$26.68	
306 220 53 00	1.00	SFD	1.00	1.00	1.00	\$26.68	\$26.68	
306 220 54 00	1.00	SFD	1.00	1.00	1.00	\$26.68	\$26.68	
306 220 55 00	1.00	SFD	1.00	1.00	1.00	\$26.68	\$26.68	
306 220 56 00	1.00	SFD	1.00	1.00	1.00	\$26.68	\$26.68	
306 220 57 00	1.00	SFD	1.00	1.00	1.00	\$26.68	\$26.68	
306 220 58 00	1.00	SFD	1.00	1.00	1.00	\$26.68	\$26.68	
306 220 59 00	1.00	SFD	1.00	1.00	1.00	\$26.68	\$26.68	
306 220 60 00	1.00	SFD	1.00	1.00	1.00	\$26.68	\$26.68	
306 220 61 00	1.00	SFD	1.00	1.00	1.00	\$26.68	\$26.68	
306 220 62 00	1.00	SFD	1.00	1.00	1.00	\$26.68	\$26.68	
306 220 63 00	1.00	SFD	1.00	1.00	1.00	\$26.68	\$26.68	
306 220 64 00	1.00	SFD	1.00	1.00	1.00	\$26.68	\$26.68	
306 220 65 00	1.00	SFD	1.00	1.00	1.00	\$26.68	\$26.68	
306 220 66 00	1.00	SFD	1.00	1.00	1.00	\$26.68	\$26.68	
306 220 67 00	1.00	SFD	1.00	1.00	1.00	\$26.68	\$26.68	
306 220 68 00	1.00	SFD	1.00	1.00	1.00	\$26.68	\$26.68	
306 220 69 00	1.00	SFD	1.00	1.00	1.00	\$26.68	\$26.68	
306 220 70 00	1.00	SFD	1.00	1.00	1.00	\$26.68	\$26.68	
306 220 71 00	1.00	SFD	1.00	1.00	1.00	\$26.68	\$26.68	
306 220 72 00	1.00	SFD	1.00	1.00	1.00	\$26.68	\$26.68	
306 220 73 00	1.00	SFD	1.00	1.00	1.00	\$26.68	\$26.68	
306 220 74 00	1.00	SFD	1.00	1.00	1.00	\$26.68	\$26.68	
306 220 75 00	1.00	SFD	1.00	1.00	1.00	\$26.68	\$26.68	
306 220 76 00	1.00	SFD	1.00	1.00	1.00	\$26.68	\$26.68	
306 220 77 00	1.00	SFD	1.00	1.00	1.00	\$26.68	\$26.68	
306 220 78 00	1.00	SFD	1.00	1.00	1.00	\$26.68	\$26.68	
306 220 79 00	1.00	SFD	1.00	1.00	1.00	\$26.68	\$26.68	
306 220 80 00	1.00	SFD	1.00	1.00	1.00	\$26.68	\$26.68	
306 220 81 00	1.00	SFD	1.00	1.00	1.00	\$26.68	\$26.68	
306 221 01 00	1.00	SFD	1.00	1.00	1.00	\$26.68	\$26.68	
306 221 02 00	1.00	SFD	1.00	1.00	1.00	\$26.68	\$26.68	
306 221 03 00	1.00	SFD	1.00	1.00	1.00	\$26.68	\$26.68	

EXHIBIT C - Assessment Roll (Fiscal Year 2027)

Peñasquitos East Maintenance Assessment District

Parcel Number	Acres/ Units ⁽¹⁾	Land Use ⁽²⁾	Assessment Factors		Total EBU's	Unit Cost (\$/EBU)	FY 2027 ⁽⁴⁾ Assessment	Owner Name
			Land Use ⁽²⁾	Benefit ⁽³⁾				
306 221 04 00	1.00	SFD	1.00	1.00	1.00	\$26.68	\$26.68	
306 221 05 00	1.00	SFD	1.00	1.00	1.00	\$26.68	\$26.68	
306 221 06 00	1.00	SFD	1.00	1.00	1.00	\$26.68	\$26.68	
306 221 07 00	1.00	SFD	1.00	1.00	1.00	\$26.68	\$26.68	
306 221 08 00	1.00	SFD	1.00	1.00	1.00	\$26.68	\$26.68	
306 221 09 00	1.00	SFD	1.00	1.00	1.00	\$26.68	\$26.68	
306 221 10 00	1.00	SFD	1.00	1.00	1.00	\$26.68	\$26.68	
306 221 11 00	1.00	SFD	1.00	1.00	1.00	\$26.68	\$26.68	
306 221 12 00	1.00	SFD	1.00	1.00	1.00	\$26.68	\$26.68	
306 221 13 00	1.00	SFD	1.00	1.00	1.00	\$26.68	\$26.68	
306 221 14 00	1.00	SFD	1.00	1.00	1.00	\$26.68	\$26.68	
306 221 15 00	1.00	SFD	1.00	1.00	1.00	\$26.68	\$26.68	
306 221 16 00	1.00	SFD	1.00	1.00	1.00	\$26.68	\$26.68	
306 221 17 00	1.00	SFD	1.00	1.00	1.00	\$26.68	\$26.68	
306 221 18 00	1.00	SFD	1.00	1.00	1.00	\$26.68	\$26.68	
306 221 19 00	1.00	SFD	1.00	1.00	1.00	\$26.68	\$26.68	
306 221 20 00	1.00	SFD	1.00	1.00	1.00	\$26.68	\$26.68	
306 221 21 00	1.00	SFD	1.00	1.00	1.00	\$26.68	\$26.68	
306 221 22 00	1.00	SFD	1.00	1.00	1.00	\$26.68	\$26.68	
306 221 23 00	1.00	SFD	1.00	1.00	1.00	\$26.68	\$26.68	
306 221 24 00	1.00	SFD	1.00	1.00	1.00	\$26.68	\$26.68	
306 221 25 00	1.00	SFD	1.00	1.00	1.00	\$26.68	\$26.68	
306 221 26 00	1.00	SFD	1.00	1.00	1.00	\$26.68	\$26.68	
306 221 27 00	1.00	SFD	1.00	1.00	1.00	\$26.68	\$26.68	
306 221 28 00	1.00	SFD	1.00	1.00	1.00	\$26.68	\$26.68	
306 221 29 00	1.00	SFD	1.00	1.00	1.00	\$26.68	\$26.68	
306 221 30 00	1.00	SFD	1.00	1.00	1.00	\$26.68	\$26.68	
306 221 31 00	1.00	SFD	1.00	1.00	1.00	\$26.68	\$26.68	
306 221 32 00	1.00	SFD	1.00	1.00	1.00	\$26.68	\$26.68	
306 221 33 00	1.00	SFD	1.00	1.00	1.00	\$26.68	\$26.68	
306 221 34 00	1.00	SFD	1.00	1.00	1.00	\$26.68	\$26.68	
306 221 35 00	1.00	SFD	1.00	1.00	1.00	\$26.68	\$26.68	
306 221 36 00	1.00	SFD	1.00	1.00	1.00	\$26.68	\$26.68	
306 221 37 00	1.00	SFD	1.00	1.00	1.00	\$26.68	\$26.68	
306 221 38 00	1.00	SFD	1.00	1.00	1.00	\$26.68	\$26.68	
306 221 39 00	1.00	SFD	1.00	1.00	1.00	\$26.68	\$26.68	
306 221 40 00	1.00	SFD	1.00	1.00	1.00	\$26.68	\$26.68	
306 221 41 00	1.00	SFD	1.00	1.00	1.00	\$26.68	\$26.68	
306 221 42 00	1.00	SFD	1.00	1.00	1.00	\$26.68	\$26.68	
306 221 43 00	1.00	SFD	1.00	1.00	1.00	\$26.68	\$26.68	
306 221 44 00	1.00	SFD	1.00	1.00	1.00	\$26.68	\$26.68	
306 221 45 00	1.00	SFD	1.00	1.00	1.00	\$26.68	\$26.68	
306 221 46 00	1.00	SFD	1.00	1.00	1.00	\$26.68	\$26.68	
306 221 47 00	1.00	SFD	1.00	1.00	1.00	\$26.68	\$26.68	
306 221 48 00	1.00	SFD	1.00	1.00	1.00	\$26.68	\$26.68	
306 221 49 00	1.00	SFD	1.00	1.00	1.00	\$26.68	\$26.68	
306 221 50 00	1.00	SFD	1.00	1.00	1.00	\$26.68	\$26.68	
306 221 51 00	1.00	SFD	1.00	1.00	1.00	\$26.68	\$26.68	
306 221 52 00	1.00	SFD	1.00	1.00	1.00	\$26.68	\$26.68	
306 221 53 00	1.00	SFD	1.00	1.00	1.00	\$26.68	\$26.68	
306 221 54 00	1.00	SFD	1.00	1.00	1.00	\$26.68	\$26.68	
306 221 55 00	1.00	SFD	1.00	1.00	1.00	\$26.68	\$26.68	
306 221 56 00	1.00	SFD	1.00	1.00	1.00	\$26.68	\$26.68	

EXHIBIT C - Assessment Roll (Fiscal Year 2027)

Peñasquitos East Maintenance Assessment District

Parcel Number	Acres/ Units ⁽¹⁾	Land Use ⁽²⁾	Assessment Factors		Total EBU's	Unit Cost (\$/EBU)	FY 2027 ⁽⁴⁾ Assessment	Owner Name
			Land Use ⁽²⁾	Benefit ⁽³⁾				
306 221 57 00	1.00	SFD	1.00	1.00	1.00	\$26.68	\$26.68	
306 221 58 00	1.00	SFD	1.00	1.00	1.00	\$26.68	\$26.68	
306 221 59 00	1.00	SFD	1.00	1.00	1.00	\$26.68	\$26.68	
306 221 60 00	1.00	SFD	1.00	1.00	1.00	\$26.68	\$26.68	
306 221 61 00	1.00	SFD	1.00	1.00	1.00	\$26.68	\$26.68	
306 221 62 00	1.00	SFD	1.00	1.00	1.00	\$26.68	\$26.68	
306 221 63 00	1.00	SFD	1.00	1.00	1.00	\$26.68	\$26.68	
306 221 64 00	1.00	SFD	1.00	1.00	1.00	\$26.68	\$26.68	
306 221 65 00	1.00	SFD	1.00	1.00	1.00	\$26.68	\$26.68	
306 280 01 00	1.00	SFD	1.00	1.00	1.00	\$26.68	\$26.68	
306 280 02 00	1.00	SFD	1.00	1.00	1.00	\$26.68	\$26.68	
306 280 03 00	1.00	SFD	1.00	1.00	1.00	\$26.68	\$26.68	
306 280 04 00	1.00	SFD	1.00	1.00	1.00	\$26.68	\$26.68	
306 280 05 00	1.00	SFD	1.00	1.00	1.00	\$26.68	\$26.68	
306 280 06 00	1.00	SFD	1.00	1.00	1.00	\$26.68	\$26.68	
306 280 07 00	1.00	SFD	1.00	1.00	1.00	\$26.68	\$26.68	
306 280 08 00	1.00	SFD	1.00	1.00	1.00	\$26.68	\$26.68	
306 280 09 00	1.00	SFD	1.00	1.00	1.00	\$26.68	\$26.68	
306 280 10 00	1.00	SFD	1.00	1.00	1.00	\$26.68	\$26.68	
306 280 11 00	1.00	SFD	1.00	1.00	1.00	\$26.68	\$26.68	
306 280 12 00	1.00	SFD	1.00	1.00	1.00	\$26.68	\$26.68	
306 280 13 00	1.00	SFD	1.00	1.00	1.00	\$26.68	\$26.68	
306 280 14 00	1.00	SFD	1.00	1.00	1.00	\$26.68	\$26.68	
306 280 15 00	1.00	SFD	1.00	1.00	1.00	\$26.68	\$26.68	
306 280 16 00	1.00	SFD	1.00	1.00	1.00	\$26.68	\$26.68	
306 280 17 00	1.00	SFD	1.00	1.00	1.00	\$26.68	\$26.68	
306 280 18 00	1.00	SFD	1.00	1.00	1.00	\$26.68	\$26.68	
306 280 19 00	1.00	SFD	1.00	1.00	1.00	\$26.68	\$26.68	
306 280 20 00	1.00	SFD	1.00	1.00	1.00	\$26.68	\$26.68	
306 280 21 00	1.00	SFD	1.00	1.00	1.00	\$26.68	\$26.68	
306 280 22 00	1.00	SFD	1.00	1.00	1.00	\$26.68	\$26.68	
306 280 23 00	1.00	SFD	1.00	1.00	1.00	\$26.68	\$26.68	
306 280 24 00	1.00	SFD	1.00	1.00	1.00	\$26.68	\$26.68	
306 280 25 00	1.00	SFD	1.00	1.00	1.00	\$26.68	\$26.68	
306 280 26 00	1.00	SFD	1.00	1.00	1.00	\$26.68	\$26.68	
306 280 27 00	1.00	SFD	1.00	1.00	1.00	\$26.68	\$26.68	
306 280 28 00	1.00	SFD	1.00	1.00	1.00	\$26.68	\$26.68	
306 280 29 00	1.00	SFD	1.00	1.00	1.00	\$26.68	\$26.68	
306 280 30 00	1.00	SFD	1.00	1.00	1.00	\$26.68	\$26.68	
306 280 31 00	1.45	OSP	0.00	0.30	0.00	\$26.68	\$0.00	
306 280 32 00	0.12	OSP	0.00	0.30	0.00	\$26.68	\$0.00	
306 281 01 00	1.00	SFD	1.00	1.00	1.00	\$26.68	\$26.68	
306 281 02 00	1.00	SFD	1.00	1.00	1.00	\$26.68	\$26.68	
306 281 03 00	1.00	SFD	1.00	1.00	1.00	\$26.68	\$26.68	
306 281 04 00	1.00	SFD	1.00	1.00	1.00	\$26.68	\$26.68	
306 281 05 00	1.00	SFD	1.00	1.00	1.00	\$26.68	\$26.68	
306 281 06 00	1.00	SFD	1.00	1.00	1.00	\$26.68	\$26.68	
306 281 07 00	1.00	SFD	1.00	1.00	1.00	\$26.68	\$26.68	
306 281 08 00	1.00	SFD	1.00	1.00	1.00	\$26.68	\$26.68	
306 281 09 00	1.00	SFD	1.00	1.00	1.00	\$26.68	\$26.68	
306 281 10 00	1.00	SFD	1.00	1.00	1.00	\$26.68	\$26.68	
306 281 11 00	1.00	SFD	1.00	1.00	1.00	\$26.68	\$26.68	
306 281 12 00	1.00	SFD	1.00	1.00	1.00	\$26.68	\$26.68	

EXHIBIT C - Assessment Roll (Fiscal Year 2027)

Peñasquitos East Maintenance Assessment District

Parcel Number	Acres/ Units ⁽¹⁾	Land Use ⁽²⁾	Assessment Factors		Total EBU's	Unit Cost (\$/EBU)	FY 2027 ⁽⁴⁾ Assessment	Owner Name
			Land Use ⁽²⁾	Benefit ⁽³⁾				
306 281 13 00	1.00	SFD	1.00	1.00	1.00	\$26.68	\$26.68	
306 281 14 00	1.00	SFD	1.00	1.00	1.00	\$26.68	\$26.68	
306 281 15 00	1.00	SFD	1.00	1.00	1.00	\$26.68	\$26.68	
306 281 16 00	1.00	SFD	1.00	1.00	1.00	\$26.68	\$26.68	
306 281 17 00	0.64	OSP	0.00	0.30	0.00	\$26.68	\$0.00	
306 281 18 00	5.39	OSP	0.00	0.30	0.00	\$26.68	\$0.00	
306 300 40 00	1.00	SFD	1.00	1.00	1.00	\$26.68	\$26.68	
306 421 01 00	1.00	SFD	1.00	1.00	1.00	\$26.68	\$26.68	
306 421 02 00	1.00	SFD	1.00	1.00	1.00	\$26.68	\$26.68	
306 421 03 00	1.00	SFD	1.00	1.00	1.00	\$26.68	\$26.68	
306 421 04 00	1.00	SFD	1.00	1.00	1.00	\$26.68	\$26.68	
306 421 05 00	1.00	SFD	1.00	1.00	1.00	\$26.68	\$26.68	
306 421 06 00	1.00	SFD	1.00	1.00	1.00	\$26.68	\$26.68	
306 421 07 00	1.00	SFD	1.00	1.00	1.00	\$26.68	\$26.68	
306 421 08 00	1.00	SFD	1.00	1.00	1.00	\$26.68	\$26.68	
306 421 09 00	1.00	SFD	1.00	1.00	1.00	\$26.68	\$26.68	
306 421 10 00	1.00	SFD	1.00	1.00	1.00	\$26.68	\$26.68	
306 421 11 00	1.00	SFD	1.00	1.00	1.00	\$26.68	\$26.68	
306 421 12 00	1.00	SFD	1.00	1.00	1.00	\$26.68	\$26.68	
306 421 13 00	1.00	SFD	1.00	1.00	1.00	\$26.68	\$26.68	
306 421 14 00	1.00	SFD	1.00	1.00	1.00	\$26.68	\$26.68	
306 421 15 00	1.00	SFD	1.00	1.00	1.00	\$26.68	\$26.68	
306 421 16 00	1.00	SFD	1.00	1.00	1.00	\$26.68	\$26.68	
306 421 17 00	1.00	SFD	1.00	1.00	1.00	\$26.68	\$26.68	
306 421 18 00	1.00	SFD	1.00	1.00	1.00	\$26.68	\$26.68	
306 421 19 00	1.00	SFD	1.00	1.00	1.00	\$26.68	\$26.68	
306 421 20 00	1.00	SFD	1.00	1.00	1.00	\$26.68	\$26.68	
306 421 21 00	1.00	SFD	1.00	1.00	1.00	\$26.68	\$26.68	
306 421 22 00	1.00	SFD	1.00	1.00	1.00	\$26.68	\$26.68	
306 421 23 00	1.00	SFD	1.00	1.00	1.00	\$26.68	\$26.68	
306 421 24 00	1.00	SFD	1.00	1.00	1.00	\$26.68	\$26.68	
306 421 25 00	1.00	SFD	1.00	1.00	1.00	\$26.68	\$26.68	
306 421 26 00	0.35	OSP	0.00	0.30	0.00	\$26.68	\$0.00	
306 422 01 00	1.00	SFD	1.00	1.00	1.00	\$26.68	\$26.68	
306 422 02 00	1.00	SFD	1.00	1.00	1.00	\$26.68	\$26.68	
306 422 03 00	1.00	SFD	1.00	1.00	1.00	\$26.68	\$26.68	
306 422 04 00	1.00	SFD	1.00	1.00	1.00	\$26.68	\$26.68	
306 422 05 00	1.00	SFD	1.00	1.00	1.00	\$26.68	\$26.68	
306 422 06 00	1.00	SFD	1.00	1.00	1.00	\$26.68	\$26.68	
306 422 07 00	1.00	SFD	1.00	1.00	1.00	\$26.68	\$26.68	
306 422 08 00	1.00	SFD	1.00	1.00	1.00	\$26.68	\$26.68	
306 422 09 00	1.00	SFD	1.00	1.00	1.00	\$26.68	\$26.68	
306 422 10 00	1.00	SFD	1.00	1.00	1.00	\$26.68	\$26.68	
306 422 11 00	1.00	SFD	1.00	1.00	1.00	\$26.68	\$26.68	
306 422 12 00	1.00	SFD	1.00	1.00	1.00	\$26.68	\$26.68	
306 422 13 00	1.00	SFD	1.00	1.00	1.00	\$26.68	\$26.68	
306 422 14 00	1.00	SFD	1.00	1.00	1.00	\$26.68	\$26.68	
306 422 15 00	1.00	SFD	1.00	1.00	1.00	\$26.68	\$26.68	
306 422 16 00	1.00	SFD	1.00	1.00	1.00	\$26.68	\$26.68	
306 422 17 00	1.00	SFD	1.00	1.00	1.00	\$26.68	\$26.68	
306 422 18 00	1.00	SFD	1.00	1.00	1.00	\$26.68	\$26.68	
306 422 19 00	1.00	SFD	1.00	1.00	1.00	\$26.68	\$26.68	
306 422 20 00	1.00	SFD	1.00	1.00	1.00	\$26.68	\$26.68	

EXHIBIT C - Assessment Roll (Fiscal Year 2027)

Peñasquitos East Maintenance Assessment District

Parcel Number	Acres/ Units ⁽¹⁾	Land Use ⁽²⁾	Assessment Factors		Total EBU's	Unit Cost (\$/EBU)	FY 2027 ⁽⁴⁾ Assessment	Owner Name
			Land Use ⁽²⁾	Benefit ⁽³⁾				
306 422 21 00	1.00	SFD	1.00	1.00	1.00	\$26.68	\$26.68	
306 422 22 00	1.00	SFD	1.00	1.00	1.00	\$26.68	\$26.68	
306 422 23 00	1.00	SFD	1.00	1.00	1.00	\$26.68	\$26.68	
306 422 24 00	1.00	SFD	1.00	1.00	1.00	\$26.68	\$26.68	
306 422 25 00	1.00	SFD	1.00	1.00	1.00	\$26.68	\$26.68	
306 422 26 00	1.00	SFD	1.00	1.00	1.00	\$26.68	\$26.68	
306 422 27 00	1.00	SFD	1.00	1.00	1.00	\$26.68	\$26.68	
306 422 28 00	1.92	OSP	0.00	0.30	0.00	\$26.68	\$0.00	
306 422 29 00	0.29	OSP	0.00	0.30	0.00	\$26.68	\$0.00	
306 422 30 00	0.45	OSP	0.00	0.30	0.00	\$26.68	\$0.00	
306 423 01 00	1.00	SFD	1.00	1.00	1.00	\$26.68	\$26.68	
306 423 02 00	1.00	SFD	1.00	1.00	1.00	\$26.68	\$26.68	
306 423 03 00	1.00	SFD	1.00	1.00	1.00	\$26.68	\$26.68	
306 423 04 00	1.00	SFD	1.00	1.00	1.00	\$26.68	\$26.68	
306 423 05 00	1.00	SFD	1.00	1.00	1.00	\$26.68	\$26.68	
306 423 06 00	1.00	SFD	1.00	1.00	1.00	\$26.68	\$26.68	
306 423 07 00	1.00	SFD	1.00	1.00	1.00	\$26.68	\$26.68	
306 423 08 00	1.00	SFD	1.00	1.00	1.00	\$26.68	\$26.68	
306 423 09 00	1.00	SFD	1.00	1.00	1.00	\$26.68	\$26.68	
306 423 10 00	1.00	SFD	1.00	1.00	1.00	\$26.68	\$26.68	
306 423 11 00	1.00	SFD	1.00	1.00	1.00	\$26.68	\$26.68	
306 423 12 00	1.00	SFD	1.00	1.00	1.00	\$26.68	\$26.68	
306 423 13 00	1.00	SFD	1.00	1.00	1.00	\$26.68	\$26.68	
306 423 14 00	1.00	SFD	1.00	1.00	1.00	\$26.68	\$26.68	
306 423 15 00	1.00	SFD	1.00	1.00	1.00	\$26.68	\$26.68	
306 423 16 00	1.00	SFD	1.00	1.00	1.00	\$26.68	\$26.68	
306 423 17 00	1.00	SFD	1.00	1.00	1.00	\$26.68	\$26.68	
306 423 18 00	1.00	SFD	1.00	1.00	1.00	\$26.68	\$26.68	
306 423 19 00	1.00	SFD	1.00	1.00	1.00	\$26.68	\$26.68	
306 423 20 00	1.00	SFD	1.00	1.00	1.00	\$26.68	\$26.68	
306 423 21 00	1.00	SFD	1.00	1.00	1.00	\$26.68	\$26.68	
306 423 22 00	1.00	SFD	1.00	1.00	1.00	\$26.68	\$26.68	
306 423 23 00	1.00	SFD	1.00	1.00	1.00	\$26.68	\$26.68	
306 423 24 00	1.00	SFD	1.00	1.00	1.00	\$26.68	\$26.68	
306 423 25 00	1.00	SFD	1.00	1.00	1.00	\$26.68	\$26.68	
306 423 26 00	1.00	SFD	1.00	1.00	1.00	\$26.68	\$26.68	
306 423 27 00	1.00	SFD	1.00	1.00	1.00	\$26.68	\$26.68	
306 423 28 00	1.00	SFD	1.00	1.00	1.00	\$26.68	\$26.68	
306 423 29 00	1.00	SFD	1.00	1.00	1.00	\$26.68	\$26.68	
306 423 30 00	1.00	SFD	1.00	1.00	1.00	\$26.68	\$26.68	
306 423 31 00	1.00	SFD	1.00	1.00	1.00	\$26.68	\$26.68	
306 423 32 00	1.00	SFD	1.00	1.00	1.00	\$26.68	\$26.68	
306 423 33 00	1.00	SFD	1.00	1.00	1.00	\$26.68	\$26.68	
306 423 34 00	1.00	SFD	1.00	1.00	1.00	\$26.68	\$26.68	
306 423 35 00	1.00	SFD	1.00	1.00	1.00	\$26.68	\$26.68	
306 423 36 00	1.00	SFD	1.00	1.00	1.00	\$26.68	\$26.68	
306 423 37 00	1.00	SFD	1.00	1.00	1.00	\$26.68	\$26.68	
306 423 38 00	1.00	SFD	1.00	1.00	1.00	\$26.68	\$26.68	
306 423 39 00	1.00	SFD	1.00	1.00	1.00	\$26.68	\$26.68	
306 423 40 00	0.37	OSP	0.00	0.30	0.00	\$26.68	\$0.00	
306 423 41 00	0.22	OSP	0.00	0.30	0.00	\$26.68	\$0.00	
306 423 42 00	0.20	OSP	0.00	0.30	0.00	\$26.68	\$0.00	
306 423 43 00	0.25	OSP	0.00	0.30	0.00	\$26.68	\$0.00	

EXHIBIT C - Assessment Roll (Fiscal Year 2027)
Peñasquitos East Maintenance Assessment District

Parcel Number	Acres/ Units ⁽¹⁾	Land Use ⁽²⁾	Assessment Factors		Total EBU's	Unit Cost (\$/EBU)	FY 2027 ⁽⁴⁾ Assessment	Owner Name
			Land Use ⁽²⁾	Benefit ⁽³⁾				
306 423 44 00	0.43	OSP	0.00	0.30	0.00	\$26.68	\$0.00	
306 423 45 00	0.05	OSP	0.00	0.30	0.00	\$26.68	\$0.00	
306 424 19 01	1.00	CND	0.70	1.00	0.70	\$26.68	\$18.68	
306 424 19 02	1.00	CND	0.70	1.00	0.70	\$26.68	\$18.68	
306 424 19 03	1.00	CND	0.70	1.00	0.70	\$26.68	\$18.68	
306 424 19 04	1.00	CND	0.70	1.00	0.70	\$26.68	\$18.68	
306 424 19 05	1.00	CND	0.70	1.00	0.70	\$26.68	\$18.68	
306 424 19 06	1.00	CND	0.70	1.00	0.70	\$26.68	\$18.68	
306 424 19 07	1.00	CND	0.70	1.00	0.70	\$26.68	\$18.68	
306 424 19 08	1.00	CND	0.70	1.00	0.70	\$26.68	\$18.68	
306 424 19 09	1.00	CND	0.70	1.00	0.70	\$26.68	\$18.68	
306 424 19 10	1.00	CND	0.70	1.00	0.70	\$26.68	\$18.68	
306 424 19 11	1.00	CND	0.70	1.00	0.70	\$26.68	\$18.68	
306 424 24 00	0.34	STR	0.00	0.30	0.00	\$26.68	\$0.00	
306 424 25 00	0.70	STR	0.00	0.30	0.00	\$26.68	\$0.00	
306 424 30 00	1.12	COM	45.00	0.60	30.24	\$26.68	\$806.80	
306 424 31 00	0.73	COM	45.00	0.60	19.71	\$26.68	\$525.86	
306 424 32 00	1.16	COM	45.00	0.60	31.32	\$26.68	\$835.62	
312 010 03 00	40.00	OSP	0.00	0.30	0.00	\$26.68	\$0.00	
312 010 05 00	40.00	OSP	0.00	0.30	0.00	\$26.68	\$0.00	
312 010 10 00	80.00	OSP	0.00	0.30	0.00	\$26.68	\$0.00	
312 010 13 00	40.00	OSP	0.00	0.30	0.00	\$26.68	\$0.00	
312 010 14 00	200.00	OSP	0.00	0.30	0.00	\$26.68	\$0.00	
312 010 17 00	80.00	OSP	0.00	0.30	0.00	\$26.68	\$0.00	
312 010 18 00	82.20	OSP	0.00	0.30	0.00	\$26.68	\$0.00	
312 010 20 00	1.03	UTL	3.00	0.30	0.93	\$26.68	\$24.72	
312 010 28 00	0.23	UTL	3.00	0.30	0.21	\$26.68	\$5.52	
312 010 31 00	2.55	AGR	0.02	0.30	0.02	\$26.68	\$0.40	
312 010 34 00	36.44	OSP	0.00	0.30	0.00	\$26.68	\$0.00	
312 010 35 00	0.77	UTL	3.00	0.30	0.69	\$26.68	\$18.48	
312 010 37 00	64.01	OSP	0.00	0.30	0.00	\$26.68	\$0.00	
312 010 38 00	15.99	OSP	0.00	0.30	0.00	\$26.68	\$0.00	
312 010 39 00	21.77	OSP	0.00	0.30	0.00	\$26.68	\$0.00	
312 010 40 00	58.00	OSP	0.00	0.30	0.00	\$26.68	\$0.00	
312 010 44 00	5.00	OSP	0.00	0.30	0.00	\$26.68	\$0.00	
312 030 03 00	40.00	OSP	0.00	0.30	0.00	\$26.68	\$0.00	
312 030 30 00	34.11	PKD	5.00	0.30	51.17	\$26.68	\$1,365.08	
312 030 35 00	56.28	OSP	0.00	0.30	0.00	\$26.68	\$0.00	
312 040 12 00	4.40	OSP	0.00	0.30	0.00	\$26.68	\$0.00	
312 040 13 00	2.35	OSP	0.00	0.30	0.00	\$26.68	\$0.00	
312 040 19 00	429.29	OSP	0.00	0.30	0.00	\$26.68	\$0.00	
312 040 22 00	95.15	OSP	0.00	0.30	0.00	\$26.68	\$0.00	
312 050 01 00	2.03	COM	45.00	0.60	54.81	\$26.68	\$1,462.32	
312 050 02 00	44.80	EPS	5.00	0.60	134.40	\$26.68	\$3,585.78	
312 050 04 00	62.97	EPS	5.00	0.60	188.91	\$26.68	\$5,040.12	
312 061 13 00	1.00	SFD	1.00	1.00	1.00	\$26.68	\$26.68	
312 061 14 00	1.00	SFD	1.00	1.00	1.00	\$26.68	\$26.68	
312 061 15 00	1.00	SFD	1.00	1.00	1.00	\$26.68	\$26.68	
312 061 16 00	1.00	SFD	1.00	1.00	1.00	\$26.68	\$26.68	
312 061 17 00	1.00	SFD	1.00	1.00	1.00	\$26.68	\$26.68	
312 061 18 00	1.00	SFD	1.00	1.00	1.00	\$26.68	\$26.68	
312 061 19 00	1.00	SFD	1.00	1.00	1.00	\$26.68	\$26.68	
312 061 20 00	1.00	SFD	1.00	1.00	1.00	\$26.68	\$26.68	

EXHIBIT C - Assessment Roll (Fiscal Year 2027)

Peñasquitos East Maintenance Assessment District

Parcel Number	Acres/ Units ⁽¹⁾	Land Use ⁽²⁾	Assessment Factors		Total EBU's	Unit Cost (\$/EBU)	FY 2027 ⁽⁴⁾ Assessment	Owner Name
			Land Use ⁽²⁾	Benefit ⁽³⁾				
312 061 21 00	1.00	SFD	1.00	1.00	1.00	\$26.68	\$26.68	
312 061 22 00	1.00	SFD	1.00	1.00	1.00	\$26.68	\$26.68	
312 061 23 00	1.00	SFD	1.00	1.00	1.00	\$26.68	\$26.68	
312 061 24 00	1.00	SFD	1.00	1.00	1.00	\$26.68	\$26.68	
312 062 01 00	1.00	SFD	1.00	1.00	1.00	\$26.68	\$26.68	
312 062 02 00	1.00	SFD	1.00	1.00	1.00	\$26.68	\$26.68	
312 062 03 00	1.00	SFD	1.00	1.00	1.00	\$26.68	\$26.68	
312 062 04 00	1.00	SFD	1.00	1.00	1.00	\$26.68	\$26.68	
312 062 05 00	1.00	SFD	1.00	1.00	1.00	\$26.68	\$26.68	
312 062 06 00	1.00	SFD	1.00	1.00	1.00	\$26.68	\$26.68	
312 062 07 00	1.00	SFD	1.00	1.00	1.00	\$26.68	\$26.68	
312 062 08 00	1.00	SFD	1.00	1.00	1.00	\$26.68	\$26.68	
312 062 09 00	1.00	SFD	1.00	1.00	1.00	\$26.68	\$26.68	
312 062 10 00	1.00	SFD	1.00	1.00	1.00	\$26.68	\$26.68	
312 062 11 00	1.00	SFD	1.00	1.00	1.00	\$26.68	\$26.68	
312 062 12 00	1.00	SFD	1.00	1.00	1.00	\$26.68	\$26.68	
312 062 13 00	1.00	SFD	1.00	1.00	1.00	\$26.68	\$26.68	
312 062 14 00	1.00	SFD	1.00	1.00	1.00	\$26.68	\$26.68	
312 062 15 00	1.00	SFD	1.00	1.00	1.00	\$26.68	\$26.68	
312 062 16 00	1.00	SFD	1.00	1.00	1.00	\$26.68	\$26.68	
312 062 17 00	1.00	SFD	1.00	1.00	1.00	\$26.68	\$26.68	
312 062 18 00	1.00	SFD	1.00	1.00	1.00	\$26.68	\$26.68	
312 062 19 00	1.00	SFD	1.00	1.00	1.00	\$26.68	\$26.68	
312 062 20 00	1.00	SFD	1.00	1.00	1.00	\$26.68	\$26.68	
312 062 21 00	1.00	SFD	1.00	1.00	1.00	\$26.68	\$26.68	
312 062 22 00	1.00	SFD	1.00	1.00	1.00	\$26.68	\$26.68	
312 062 23 00	1.00	SFD	1.00	1.00	1.00	\$26.68	\$26.68	
312 062 24 00	1.00	SFD	1.00	1.00	1.00	\$26.68	\$26.68	
312 062 25 00	1.00	SFD	1.00	1.00	1.00	\$26.68	\$26.68	
312 062 26 00	1.00	SFD	1.00	1.00	1.00	\$26.68	\$26.68	
312 062 27 00	1.00	SFD	1.00	1.00	1.00	\$26.68	\$26.68	
312 062 28 00	1.00	SFD	1.00	1.00	1.00	\$26.68	\$26.68	
312 062 29 00	1.00	SFD	1.00	1.00	1.00	\$26.68	\$26.68	
312 062 30 00	1.00	SFD	1.00	1.00	1.00	\$26.68	\$26.68	
312 062 31 00	1.00	SFD	1.00	1.00	1.00	\$26.68	\$26.68	
312 062 32 00	1.00	SFD	1.00	1.00	1.00	\$26.68	\$26.68	
312 062 33 00	1.00	SFD	1.00	1.00	1.00	\$26.68	\$26.68	
312 062 34 00	1.00	SFD	1.00	1.00	1.00	\$26.68	\$26.68	
312 062 35 00	1.00	SFD	1.00	1.00	1.00	\$26.68	\$26.68	
312 062 36 00	1.00	SFD	1.00	1.00	1.00	\$26.68	\$26.68	
312 062 37 00	1.00	SFD	1.00	1.00	1.00	\$26.68	\$26.68	
312 062 38 00	1.00	SFD	1.00	1.00	1.00	\$26.68	\$26.68	
312 062 39 00	1.00	SFD	1.00	1.00	1.00	\$26.68	\$26.68	
312 062 40 00	1.00	SFD	1.00	1.00	1.00	\$26.68	\$26.68	
312 062 41 00	1.00	SFD	1.00	1.00	1.00	\$26.68	\$26.68	
312 062 42 00	1.00	SFD	1.00	1.00	1.00	\$26.68	\$26.68	
312 062 43 00	1.00	SFD	1.00	1.00	1.00	\$26.68	\$26.68	
312 062 44 00	1.00	SFD	1.00	1.00	1.00	\$26.68	\$26.68	
312 062 45 00	1.00	SFD	1.00	1.00	1.00	\$26.68	\$26.68	
312 062 46 00	1.00	SFD	1.00	1.00	1.00	\$26.68	\$26.68	
312 062 47 00	1.00	SFD	1.00	1.00	1.00	\$26.68	\$26.68	
312 062 48 00	1.00	SFD	1.00	1.00	1.00	\$26.68	\$26.68	
312 062 49 00	1.00	SFD	1.00	1.00	1.00	\$26.68	\$26.68	

EXHIBIT C - Assessment Roll (Fiscal Year 2027)

Peñasquitos East Maintenance Assessment District

Parcel Number	Acres/ Units ⁽¹⁾	Land Use ⁽²⁾	Assessment Factors		Total EBU's	Unit Cost (\$/EBU)	FY 2027 ⁽⁴⁾ Assessment	Owner Name
			Land Use ⁽²⁾	Benefit ⁽³⁾				
312 062 50 00	1.00	SFD	1.00	1.00	1.00	\$26.68	\$26.68	
312 062 51 00	1.00	SFD	1.00	1.00	1.00	\$26.68	\$26.68	
312 062 52 00	1.00	SFD	1.00	1.00	1.00	\$26.68	\$26.68	
312 063 01 00	1.00	SFD	1.00	1.00	1.00	\$26.68	\$26.68	
312 063 02 00	1.00	SFD	1.00	1.00	1.00	\$26.68	\$26.68	
312 063 03 00	1.00	SFD	1.00	1.00	1.00	\$26.68	\$26.68	
312 063 04 00	1.00	SFD	1.00	1.00	1.00	\$26.68	\$26.68	
312 063 05 00	1.00	SFD	1.00	1.00	1.00	\$26.68	\$26.68	
312 063 06 00	1.00	SFD	1.00	1.00	1.00	\$26.68	\$26.68	
312 063 07 00	1.00	SFD	1.00	1.00	1.00	\$26.68	\$26.68	
312 063 08 00	1.00	SFD	1.00	1.00	1.00	\$26.68	\$26.68	
312 063 09 00	1.00	SFD	1.00	1.00	1.00	\$26.68	\$26.68	
312 063 10 00	1.00	SFD	1.00	1.00	1.00	\$26.68	\$26.68	
312 063 11 00	1.00	SFD	1.00	1.00	1.00	\$26.68	\$26.68	
312 063 12 00	1.00	SFD	1.00	1.00	1.00	\$26.68	\$26.68	
312 063 13 00	1.00	SFD	1.00	1.00	1.00	\$26.68	\$26.68	
312 063 14 00	1.00	SFD	1.00	1.00	1.00	\$26.68	\$26.68	
312 063 15 00	1.00	SFD	1.00	1.00	1.00	\$26.68	\$26.68	
312 063 16 00	1.00	SFD	1.00	1.00	1.00	\$26.68	\$26.68	
312 063 17 00	1.00	SFD	1.00	1.00	1.00	\$26.68	\$26.68	
312 064 01 00	1.00	SFD	1.00	1.00	1.00	\$26.68	\$26.68	
312 064 02 00	1.00	SFD	1.00	1.00	1.00	\$26.68	\$26.68	
312 064 03 00	1.00	SFD	1.00	1.00	1.00	\$26.68	\$26.68	
312 064 04 00	1.00	SFD	1.00	1.00	1.00	\$26.68	\$26.68	
312 064 05 00	1.00	SFD	1.00	1.00	1.00	\$26.68	\$26.68	
312 064 06 00	1.00	SFD	1.00	1.00	1.00	\$26.68	\$26.68	
312 064 07 00	1.00	SFD	1.00	1.00	1.00	\$26.68	\$26.68	
312 064 08 00	1.00	SFD	1.00	1.00	1.00	\$26.68	\$26.68	
312 064 09 00	1.00	SFD	1.00	1.00	1.00	\$26.68	\$26.68	
312 064 10 00	1.00	SFD	1.00	1.00	1.00	\$26.68	\$26.68	
312 064 11 00	1.00	SFD	1.00	1.00	1.00	\$26.68	\$26.68	
312 064 12 00	1.00	SFD	1.00	1.00	1.00	\$26.68	\$26.68	
312 064 13 00	1.00	SFD	1.00	1.00	1.00	\$26.68	\$26.68	
312 064 14 00	1.00	SFD	1.00	1.00	1.00	\$26.68	\$26.68	
312 064 15 00	1.00	SFD	1.00	1.00	1.00	\$26.68	\$26.68	
312 064 16 00	1.00	SFD	1.00	1.00	1.00	\$26.68	\$26.68	
312 064 17 00	1.00	SFD	1.00	1.00	1.00	\$26.68	\$26.68	
312 064 18 00	1.00	SFD	1.00	1.00	1.00	\$26.68	\$26.68	
312 064 19 00	1.00	SFD	1.00	1.00	1.00	\$26.68	\$26.68	
312 064 20 00	1.00	SFD	1.00	1.00	1.00	\$26.68	\$26.68	
312 064 21 00	1.00	SFD	1.00	1.00	1.00	\$26.68	\$26.68	
312 064 22 00	1.00	SFD	1.00	1.00	1.00	\$26.68	\$26.68	
312 064 23 00	1.00	SFD	1.00	1.00	1.00	\$26.68	\$26.68	
312 064 24 00	1.00	SFD	1.00	1.00	1.00	\$26.68	\$26.68	
312 064 25 00	1.00	SFD	1.00	1.00	1.00	\$26.68	\$26.68	
312 064 26 00	1.00	SFD	1.00	1.00	1.00	\$26.68	\$26.68	
312 064 27 00	1.00	SFD	1.00	1.00	1.00	\$26.68	\$26.68	
312 064 28 00	1.00	SFD	1.00	1.00	1.00	\$26.68	\$26.68	
312 064 29 00	1.00	SFD	1.00	1.00	1.00	\$26.68	\$26.68	
312 064 30 00	1.00	SFD	1.00	1.00	1.00	\$26.68	\$26.68	
312 064 31 00	1.00	SFD	1.00	1.00	1.00	\$26.68	\$26.68	
312 064 32 00	1.00	SFD	1.00	1.00	1.00	\$26.68	\$26.68	
312 064 33 00	1.00	SFD	1.00	1.00	1.00	\$26.68	\$26.68	

EXHIBIT C - Assessment Roll (Fiscal Year 2027)

Peñasquitos East Maintenance Assessment District

Parcel Number	Acres/ Units ⁽¹⁾	Land Use ⁽²⁾	Assessment Factors		Total EBU's	Unit Cost (\$/EBU)	FY 2027 ⁽⁴⁾ Assessment	Owner Name
			Land Use ⁽²⁾	Benefit ⁽³⁾				
312 064 34 00	1.00	SFD	1.00	1.00	1.00	\$26.68	\$26.68	
312 064 35 00	1.00	SFD	1.00	1.00	1.00	\$26.68	\$26.68	
312 064 36 00	1.00	SFD	1.00	1.00	1.00	\$26.68	\$26.68	
312 064 37 00	1.00	SFD	1.00	1.00	1.00	\$26.68	\$26.68	
312 065 01 00	1.00	SFD	1.00	1.00	1.00	\$26.68	\$26.68	
312 065 02 00	1.00	SFD	1.00	1.00	1.00	\$26.68	\$26.68	
312 065 03 00	1.00	SFD	1.00	1.00	1.00	\$26.68	\$26.68	
312 065 04 00	1.00	SFD	1.00	1.00	1.00	\$26.68	\$26.68	
312 065 05 00	1.00	SFD	1.00	1.00	1.00	\$26.68	\$26.68	
312 065 06 00	1.00	SFD	1.00	1.00	1.00	\$26.68	\$26.68	
312 071 01 00	1.00	SFD	1.00	1.00	1.00	\$26.68	\$26.68	
312 071 02 00	1.00	SFD	1.00	1.00	1.00	\$26.68	\$26.68	
312 071 03 00	1.00	SFD	1.00	1.00	1.00	\$26.68	\$26.68	
312 071 04 00	1.00	SFD	1.00	1.00	1.00	\$26.68	\$26.68	
312 071 05 00	1.00	SFD	1.00	1.00	1.00	\$26.68	\$26.68	
312 071 06 00	1.00	SFD	1.00	1.00	1.00	\$26.68	\$26.68	
312 071 07 00	1.00	SFD	1.00	1.00	1.00	\$26.68	\$26.68	
312 071 08 00	1.00	SFD	1.00	1.00	1.00	\$26.68	\$26.68	
312 071 09 00	1.00	SFD	1.00	1.00	1.00	\$26.68	\$26.68	
312 071 10 00	1.00	SFD	1.00	1.00	1.00	\$26.68	\$26.68	
312 071 11 00	1.00	SFD	1.00	1.00	1.00	\$26.68	\$26.68	
312 071 12 00	1.00	SFD	1.00	1.00	1.00	\$26.68	\$26.68	
312 071 13 00	1.00	SFD	1.00	1.00	1.00	\$26.68	\$26.68	
312 071 14 00	1.00	SFD	1.00	1.00	1.00	\$26.68	\$26.68	
312 071 15 00	1.00	SFD	1.00	1.00	1.00	\$26.68	\$26.68	
312 071 16 00	1.00	SFD	1.00	1.00	1.00	\$26.68	\$26.68	
312 071 17 00	1.00	SFD	1.00	1.00	1.00	\$26.68	\$26.68	
312 071 18 00	1.00	SFD	1.00	1.00	1.00	\$26.68	\$26.68	
312 071 19 00	1.00	SFD	1.00	1.00	1.00	\$26.68	\$26.68	
312 071 20 00	1.00	SFD	1.00	1.00	1.00	\$26.68	\$26.68	
312 071 21 00	1.00	SFD	1.00	1.00	1.00	\$26.68	\$26.68	
312 071 22 00	1.00	SFD	1.00	1.00	1.00	\$26.68	\$26.68	
312 071 23 00	1.00	SFD	1.00	1.00	1.00	\$26.68	\$26.68	
312 071 24 00	1.00	SFD	1.00	1.00	1.00	\$26.68	\$26.68	
312 071 25 00	1.00	SFD	1.00	1.00	1.00	\$26.68	\$26.68	
312 071 26 00	1.00	SFD	1.00	1.00	1.00	\$26.68	\$26.68	
312 071 27 00	1.00	SFD	1.00	1.00	1.00	\$26.68	\$26.68	
312 071 28 00	1.00	SFD	1.00	1.00	1.00	\$26.68	\$26.68	
312 071 29 00	1.00	SFD	1.00	1.00	1.00	\$26.68	\$26.68	
312 071 30 00	1.00	SFD	1.00	1.00	1.00	\$26.68	\$26.68	
312 071 31 00	1.00	SFD	1.00	1.00	1.00	\$26.68	\$26.68	
312 071 32 00	1.00	SFD	1.00	1.00	1.00	\$26.68	\$26.68	
312 071 33 00	1.00	SFD	1.00	1.00	1.00	\$26.68	\$26.68	
312 071 34 00	1.00	SFD	1.00	1.00	1.00	\$26.68	\$26.68	
312 071 35 00	1.00	SFD	1.00	1.00	1.00	\$26.68	\$26.68	
312 071 36 00	1.00	SFD	1.00	1.00	1.00	\$26.68	\$26.68	
312 071 37 00	1.00	SFD	1.00	1.00	1.00	\$26.68	\$26.68	
312 071 38 00	1.00	SFD	1.00	1.00	1.00	\$26.68	\$26.68	
312 071 39 00	1.00	SFD	1.00	1.00	1.00	\$26.68	\$26.68	
312 071 40 00	1.00	SFD	1.00	1.00	1.00	\$26.68	\$26.68	
312 071 41 00	1.00	SFD	1.00	1.00	1.00	\$26.68	\$26.68	
312 071 42 00	1.00	SFD	1.00	1.00	1.00	\$26.68	\$26.68	
312 071 43 00	1.00	SFD	1.00	1.00	1.00	\$26.68	\$26.68	

EXHIBIT C - Assessment Roll (Fiscal Year 2027)

Peñasquitos East Maintenance Assessment District

Parcel Number	Acres/ Units ⁽¹⁾	Land Use ⁽²⁾	Assessment Factors		Total EBU's	Unit Cost (\$/EBU)	FY 2027 ⁽⁴⁾ Assessment	Owner Name
			Land Use ⁽²⁾	Benefit ⁽³⁾				
312 071 44 00	1.00	SFD	1.00	1.00	1.00	\$26.68	\$26.68	
312 071 45 00	1.00	SFD	1.00	1.00	1.00	\$26.68	\$26.68	
312 071 46 00	2.96	COM	45.00	0.60	79.92	\$26.68	\$2,132.26	
312 072 01 00	1.00	SFD	1.00	1.00	1.00	\$26.68	\$26.68	
312 072 02 00	1.00	SFD	1.00	1.00	1.00	\$26.68	\$26.68	
312 072 03 00	1.00	SFD	1.00	1.00	1.00	\$26.68	\$26.68	
312 072 04 00	1.00	SFD	1.00	1.00	1.00	\$26.68	\$26.68	
312 072 05 00	1.00	SFD	1.00	1.00	1.00	\$26.68	\$26.68	
312 072 06 00	1.00	SFD	1.00	1.00	1.00	\$26.68	\$26.68	
312 072 07 00	1.00	SFD	1.00	1.00	1.00	\$26.68	\$26.68	
312 072 08 00	1.00	SFD	1.00	1.00	1.00	\$26.68	\$26.68	
312 072 09 00	1.00	SFD	1.00	1.00	1.00	\$26.68	\$26.68	
312 072 10 00	1.00	SFD	1.00	1.00	1.00	\$26.68	\$26.68	
312 072 11 00	1.00	SFD	1.00	1.00	1.00	\$26.68	\$26.68	
312 072 12 00	1.00	SFD	1.00	1.00	1.00	\$26.68	\$26.68	
312 072 13 00	1.00	SFD	1.00	1.00	1.00	\$26.68	\$26.68	
312 072 14 00	1.00	SFD	1.00	1.00	1.00	\$26.68	\$26.68	
312 072 15 00	1.00	SFD	1.00	1.00	1.00	\$26.68	\$26.68	
312 072 16 00	1.00	SFD	1.00	1.00	1.00	\$26.68	\$26.68	
312 081 01 00	1.00	SFD	1.00	1.00	1.00	\$26.68	\$26.68	
312 081 02 00	1.00	SFD	1.00	1.00	1.00	\$26.68	\$26.68	
312 081 03 00	1.00	SFD	1.00	1.00	1.00	\$26.68	\$26.68	
312 081 04 00	1.00	SFD	1.00	1.00	1.00	\$26.68	\$26.68	
312 081 05 00	1.00	SFD	1.00	1.00	1.00	\$26.68	\$26.68	
312 081 06 00	1.00	SFD	1.00	1.00	1.00	\$26.68	\$26.68	
312 081 07 00	1.00	SFD	1.00	1.00	1.00	\$26.68	\$26.68	
312 081 08 00	1.00	SFD	1.00	1.00	1.00	\$26.68	\$26.68	
312 081 09 00	1.00	SFD	1.00	1.00	1.00	\$26.68	\$26.68	
312 081 10 00	1.00	SFD	1.00	1.00	1.00	\$26.68	\$26.68	
312 081 11 00	1.00	SFD	1.00	1.00	1.00	\$26.68	\$26.68	
312 081 12 00	1.00	SFD	1.00	1.00	1.00	\$26.68	\$26.68	
312 081 13 00	1.00	SFD	1.00	1.00	1.00	\$26.68	\$26.68	
312 081 14 00	1.00	SFD	1.00	1.00	1.00	\$26.68	\$26.68	
312 081 15 00	1.00	SFD	1.00	1.00	1.00	\$26.68	\$26.68	
312 081 16 00	1.00	SFD	1.00	1.00	1.00	\$26.68	\$26.68	
312 081 17 00	1.00	SFD	1.00	1.00	1.00	\$26.68	\$26.68	
312 081 18 00	1.00	SFD	1.00	1.00	1.00	\$26.68	\$26.68	
312 081 19 00	1.00	SFD	1.00	1.00	1.00	\$26.68	\$26.68	
312 081 20 00	1.00	SFD	1.00	1.00	1.00	\$26.68	\$26.68	
312 081 21 00	1.00	SFD	1.00	1.00	1.00	\$26.68	\$26.68	
312 081 22 00	1.00	SFD	1.00	1.00	1.00	\$26.68	\$26.68	
312 081 23 00	1.00	SFD	1.00	1.00	1.00	\$26.68	\$26.68	
312 081 24 00	1.00	SFD	1.00	1.00	1.00	\$26.68	\$26.68	
312 081 25 00	1.00	SFD	1.00	1.00	1.00	\$26.68	\$26.68	
312 081 26 00	1.00	SFD	1.00	1.00	1.00	\$26.68	\$26.68	
312 081 27 00	1.00	SFD	1.00	1.00	1.00	\$26.68	\$26.68	
312 081 28 00	1.00	SFD	1.00	1.00	1.00	\$26.68	\$26.68	
312 081 29 00	1.00	SFD	1.00	1.00	1.00	\$26.68	\$26.68	
312 081 30 00	1.00	SFD	1.00	1.00	1.00	\$26.68	\$26.68	
312 081 31 00	1.00	SFD	1.00	1.00	1.00	\$26.68	\$26.68	
312 082 01 00	1.00	SFD	1.00	1.00	1.00	\$26.68	\$26.68	
312 082 02 00	1.00	SFD	1.00	1.00	1.00	\$26.68	\$26.68	
312 082 03 00	1.00	SFD	1.00	1.00	1.00	\$26.68	\$26.68	

EXHIBIT C - Assessment Roll (Fiscal Year 2027)

Peñasquitos East Maintenance Assessment District

Parcel Number	Acres/ Units ⁽¹⁾	Land Use ⁽²⁾	Assessment Factors		Total EBU's	Unit Cost (\$/EBU)	FY 2027 ⁽⁴⁾ Assessment	Owner Name
			Land Use ⁽²⁾	Benefit ⁽³⁾				
312 082 04 00	1.00	SFD	1.00	1.00	1.00	\$26.68	\$26.68	
312 082 05 00	1.00	SFD	1.00	1.00	1.00	\$26.68	\$26.68	
312 082 06 00	1.00	SFD	1.00	1.00	1.00	\$26.68	\$26.68	
312 082 07 00	1.00	SFD	1.00	1.00	1.00	\$26.68	\$26.68	
312 082 08 00	1.00	SFD	1.00	1.00	1.00	\$26.68	\$26.68	
312 082 09 00	1.00	SFD	1.00	1.00	1.00	\$26.68	\$26.68	
312 082 10 00	1.00	SFD	1.00	1.00	1.00	\$26.68	\$26.68	
312 082 11 00	1.00	SFD	1.00	1.00	1.00	\$26.68	\$26.68	
312 082 12 00	1.00	SFD	1.00	1.00	1.00	\$26.68	\$26.68	
312 082 13 00	1.00	SFD	1.00	1.00	1.00	\$26.68	\$26.68	
312 082 14 00	1.00	SFD	1.00	1.00	1.00	\$26.68	\$26.68	
312 082 15 00	1.00	SFD	1.00	1.00	1.00	\$26.68	\$26.68	
312 082 16 00	1.00	SFD	1.00	1.00	1.00	\$26.68	\$26.68	
312 082 17 00	1.00	SFD	1.00	1.00	1.00	\$26.68	\$26.68	
312 082 18 00	1.00	SFD	1.00	1.00	1.00	\$26.68	\$26.68	
312 082 19 00	1.00	SFD	1.00	1.00	1.00	\$26.68	\$26.68	
312 082 20 00	1.00	SFD	1.00	1.00	1.00	\$26.68	\$26.68	
312 082 21 00	1.00	SFD	1.00	1.00	1.00	\$26.68	\$26.68	
312 082 22 00	1.00	SFD	1.00	1.00	1.00	\$26.68	\$26.68	
312 082 23 00	1.00	SFD	1.00	1.00	1.00	\$26.68	\$26.68	
312 082 24 00	1.00	SFD	1.00	1.00	1.00	\$26.68	\$26.68	
312 083 01 00	1.00	SFD	1.00	1.00	1.00	\$26.68	\$26.68	
312 083 02 00	1.00	SFD	1.00	1.00	1.00	\$26.68	\$26.68	
312 083 03 00	1.00	SFD	1.00	1.00	1.00	\$26.68	\$26.68	
312 083 04 00	1.00	SFD	1.00	1.00	1.00	\$26.68	\$26.68	
312 083 05 00	1.00	SFD	1.00	1.00	1.00	\$26.68	\$26.68	
312 083 06 00	1.00	SFD	1.00	1.00	1.00	\$26.68	\$26.68	
312 083 07 00	1.00	SFD	1.00	1.00	1.00	\$26.68	\$26.68	
312 083 08 00	1.00	SFD	1.00	1.00	1.00	\$26.68	\$26.68	
312 083 09 00	1.00	SFD	1.00	1.00	1.00	\$26.68	\$26.68	
312 083 10 00	1.00	SFD	1.00	1.00	1.00	\$26.68	\$26.68	
312 083 11 00	1.00	SFD	1.00	1.00	1.00	\$26.68	\$26.68	
312 083 12 00	1.00	SFD	1.00	1.00	1.00	\$26.68	\$26.68	
312 083 13 00	1.00	SFD	1.00	1.00	1.00	\$26.68	\$26.68	
312 083 14 00	1.00	SFD	1.00	1.00	1.00	\$26.68	\$26.68	
312 083 15 00	1.00	SFD	1.00	1.00	1.00	\$26.68	\$26.68	
312 083 16 00	1.00	SFD	1.00	1.00	1.00	\$26.68	\$26.68	
312 083 17 00	1.00	SFD	1.00	1.00	1.00	\$26.68	\$26.68	
312 083 18 00	1.00	SFD	1.00	1.00	1.00	\$26.68	\$26.68	
312 083 19 00	1.00	SFD	1.00	1.00	1.00	\$26.68	\$26.68	
312 083 20 00	1.00	SFD	1.00	1.00	1.00	\$26.68	\$26.68	
312 083 21 00	1.00	SFD	1.00	1.00	1.00	\$26.68	\$26.68	
312 083 22 00	1.00	SFD	1.00	1.00	1.00	\$26.68	\$26.68	
312 083 23 00	1.00	SFD	1.00	1.00	1.00	\$26.68	\$26.68	
312 083 24 00	1.00	SFD	1.00	1.00	1.00	\$26.68	\$26.68	
312 083 25 00	1.00	SFD	1.00	1.00	1.00	\$26.68	\$26.68	
312 083 26 00	1.00	SFD	1.00	1.00	1.00	\$26.68	\$26.68	
312 083 27 00	1.00	SFD	1.00	1.00	1.00	\$26.68	\$26.68	
312 083 28 00	1.00	SFD	1.00	1.00	1.00	\$26.68	\$26.68	
312 083 29 00	1.00	SFD	1.00	1.00	1.00	\$26.68	\$26.68	
312 083 30 00	1.00	SFD	1.00	1.00	1.00	\$26.68	\$26.68	
312 083 31 00	1.00	SFD	1.00	1.00	1.00	\$26.68	\$26.68	
312 083 32 00	1.00	SFD	1.00	1.00	1.00	\$26.68	\$26.68	

EXHIBIT C - Assessment Roll (Fiscal Year 2027)

Peñasquitos East Maintenance Assessment District

Parcel Number	Acres/ Units ⁽¹⁾	Land Use ⁽²⁾	Assessment Factors		Total EBU	Unit Cost (\$/EBU)	FY 2027 ⁽⁴⁾ Assessment	Owner Name
			Land Use ⁽²⁾	Benefit ⁽³⁾				
312 083 33 00	1.00	SFD	1.00	1.00	1.00	\$26.68	\$26.68	
312 083 34 00	1.00	SFD	1.00	1.00	1.00	\$26.68	\$26.68	
312 083 35 00	1.00	SFD	1.00	1.00	1.00	\$26.68	\$26.68	
312 083 37 00	1.00	SFD	1.00	1.00	1.00	\$26.68	\$26.68	
312 083 38 00	1.00	SFD	1.00	1.00	1.00	\$26.68	\$26.68	
312 083 39 00	1.00	SFD	1.00	1.00	1.00	\$26.68	\$26.68	
312 083 40 00	1.00	SFD	1.00	1.00	1.00	\$26.68	\$26.68	
312 083 41 00	1.00	SFD	1.00	1.00	1.00	\$26.68	\$26.68	
312 083 42 00	1.00	SFD	1.00	1.00	1.00	\$26.68	\$26.68	
312 083 44 00	1.00	SFD	1.00	1.00	1.00	\$26.68	\$26.68	
312 083 45 00	1.00	SFD	1.00	1.00	1.00	\$26.68	\$26.68	
312 083 46 00	1.00	SFD	1.00	1.00	1.00	\$26.68	\$26.68	
312 083 47 00	1.00	SFD	1.00	1.00	1.00	\$26.68	\$26.68	
312 083 48 00	1.00	SFD	1.00	1.00	1.00	\$26.68	\$26.68	
312 084 01 00	1.00	SFD	1.00	1.00	1.00	\$26.68	\$26.68	
312 084 02 00	1.00	SFD	1.00	1.00	1.00	\$26.68	\$26.68	
312 084 03 00	1.00	SFD	1.00	1.00	1.00	\$26.68	\$26.68	
312 085 10 00	1.00	SFD	1.00	1.00	1.00	\$26.68	\$26.68	
312 085 11 00	1.00	SFD	1.00	1.00	1.00	\$26.68	\$26.68	
312 085 12 00	1.00	SFD	1.00	1.00	1.00	\$26.68	\$26.68	
312 085 13 00	1.00	SFD	1.00	1.00	1.00	\$26.68	\$26.68	
312 085 14 00	1.00	SFD	1.00	1.00	1.00	\$26.68	\$26.68	
312 085 15 00	1.00	SFD	1.00	1.00	1.00	\$26.68	\$26.68	
312 085 16 00	1.00	SFD	1.00	1.00	1.00	\$26.68	\$26.68	
312 085 17 00	1.00	SFD	1.00	1.00	1.00	\$26.68	\$26.68	
312 085 18 00	1.00	SFD	1.00	1.00	1.00	\$26.68	\$26.68	
312 085 19 00	1.00	SFD	1.00	1.00	1.00	\$26.68	\$26.68	
312 085 20 00	1.00	SFD	1.00	1.00	1.00	\$26.68	\$26.68	
312 085 21 00	1.00	SFD	1.00	1.00	1.00	\$26.68	\$26.68	
312 085 22 00	1.00	SFD	1.00	1.00	1.00	\$26.68	\$26.68	
312 085 23 00	1.00	SFD	1.00	1.00	1.00	\$26.68	\$26.68	
312 085 24 00	1.00	SFD	1.00	1.00	1.00	\$26.68	\$26.68	
312 085 25 00	1.00	SFD	1.00	1.00	1.00	\$26.68	\$26.68	
312 085 26 00	1.00	SFD	1.00	1.00	1.00	\$26.68	\$26.68	
312 085 27 00	1.00	SFD	1.00	1.00	1.00	\$26.68	\$26.68	
312 085 28 00	1.00	SFD	1.00	1.00	1.00	\$26.68	\$26.68	
312 085 29 00	1.00	SFD	1.00	1.00	1.00	\$26.68	\$26.68	
312 085 30 00	1.00	SFD	1.00	1.00	1.00	\$26.68	\$26.68	
312 085 31 00	1.00	SFD	1.00	1.00	1.00	\$26.68	\$26.68	
312 086 01 00	1.00	SFD	1.00	1.00	1.00	\$26.68	\$26.68	
312 086 02 00	1.00	SFD	1.00	1.00	1.00	\$26.68	\$26.68	
312 086 03 00	1.00	SFD	1.00	1.00	1.00	\$26.68	\$26.68	
312 086 04 00	1.00	SFD	1.00	1.00	1.00	\$26.68	\$26.68	
312 086 05 00	1.00	SFD	1.00	1.00	1.00	\$26.68	\$26.68	
312 086 06 00	1.00	SFD	1.00	1.00	1.00	\$26.68	\$26.68	
312 086 07 00	1.00	SFD	1.00	1.00	1.00	\$26.68	\$26.68	
312 086 08 00	1.00	SFD	1.00	1.00	1.00	\$26.68	\$26.68	
312 086 09 00	1.00	SFD	1.00	1.00	1.00	\$26.68	\$26.68	
312 086 10 00	1.00	SFD	1.00	1.00	1.00	\$26.68	\$26.68	
312 086 11 00	1.00	SFD	1.00	1.00	1.00	\$26.68	\$26.68	
312 086 12 00	1.00	SFD	1.00	1.00	1.00	\$26.68	\$26.68	
312 086 13 00	1.00	SFD	1.00	1.00	1.00	\$26.68	\$26.68	
312 086 14 00	1.00	SFD	1.00	1.00	1.00	\$26.68	\$26.68	

EXHIBIT C - Assessment Roll (Fiscal Year 2027)

Peñasquitos East Maintenance Assessment District

Parcel Number	Acres/ Units ⁽¹⁾	Land Use ⁽²⁾	Assessment Factors		Total EBU	Unit Cost (\$/EBU)	FY 2027 ⁽⁴⁾ Assessment	Owner Name
			Land Use ⁽²⁾	Benefit ⁽³⁾				
312 086 15 00	1.00	SFD	1.00	1.00	1.00	\$26.68	\$26.68	
312 086 16 00	1.00	SFD	1.00	1.00	1.00	\$26.68	\$26.68	
312 086 17 00	1.00	SFD	1.00	1.00	1.00	\$26.68	\$26.68	
312 086 18 00	1.00	SFD	1.00	1.00	1.00	\$26.68	\$26.68	
312 086 19 00	1.00	SFD	1.00	1.00	1.00	\$26.68	\$26.68	
312 087 01 00	1.00	SFD	1.00	1.00	1.00	\$26.68	\$26.68	
312 087 02 00	1.00	SFD	1.00	1.00	1.00	\$26.68	\$26.68	
312 087 03 00	1.00	SFD	1.00	1.00	1.00	\$26.68	\$26.68	
312 087 04 00	1.00	SFD	1.00	1.00	1.00	\$26.68	\$26.68	
312 087 05 00	1.00	SFD	1.00	1.00	1.00	\$26.68	\$26.68	
312 087 06 00	1.00	SFD	1.00	1.00	1.00	\$26.68	\$26.68	
312 087 07 00	1.00	SFD	1.00	1.00	1.00	\$26.68	\$26.68	
312 087 08 00	1.00	SFD	1.00	1.00	1.00	\$26.68	\$26.68	
312 087 09 00	1.00	SFD	1.00	1.00	1.00	\$26.68	\$26.68	
312 087 10 00	1.00	SFD	1.00	1.00	1.00	\$26.68	\$26.68	
312 087 11 00	1.00	SFD	1.00	1.00	1.00	\$26.68	\$26.68	
312 087 12 00	1.00	SFD	1.00	1.00	1.00	\$26.68	\$26.68	
312 087 13 00	1.00	SFD	1.00	1.00	1.00	\$26.68	\$26.68	
312 087 14 00	1.00	SFD	1.00	1.00	1.00	\$26.68	\$26.68	
312 087 15 00	1.00	SFD	1.00	1.00	1.00	\$26.68	\$26.68	
312 087 16 00	1.00	SFD	1.00	1.00	1.00	\$26.68	\$26.68	
312 091 01 00	1.00	SFD	1.00	1.00	1.00	\$26.68	\$26.68	
312 091 02 00	1.00	SFD	1.00	1.00	1.00	\$26.68	\$26.68	
312 091 03 00	1.00	SFD	1.00	1.00	1.00	\$26.68	\$26.68	
312 091 04 00	1.00	SFD	1.00	1.00	1.00	\$26.68	\$26.68	
312 091 05 00	1.00	SFD	1.00	1.00	1.00	\$26.68	\$26.68	
312 091 06 00	1.00	SFD	1.00	1.00	1.00	\$26.68	\$26.68	
312 091 07 00	1.00	SFD	1.00	1.00	1.00	\$26.68	\$26.68	
312 091 08 00	1.00	SFD	1.00	1.00	1.00	\$26.68	\$26.68	
312 091 09 00	1.00	SFD	1.00	1.00	1.00	\$26.68	\$26.68	
312 091 10 00	1.00	SFD	1.00	1.00	1.00	\$26.68	\$26.68	
312 091 11 00	1.00	SFD	1.00	1.00	1.00	\$26.68	\$26.68	
312 091 12 00	1.00	SFD	1.00	1.00	1.00	\$26.68	\$26.68	
312 091 13 00	1.00	SFD	1.00	1.00	1.00	\$26.68	\$26.68	
312 091 14 00	1.00	SFD	1.00	1.00	1.00	\$26.68	\$26.68	
312 091 15 00	1.00	SFD	1.00	1.00	1.00	\$26.68	\$26.68	
312 091 16 00	1.00	SFD	1.00	1.00	1.00	\$26.68	\$26.68	
312 091 17 00	1.00	SFD	1.00	1.00	1.00	\$26.68	\$26.68	
312 091 18 00	1.00	SFD	1.00	1.00	1.00	\$26.68	\$26.68	
312 091 19 00	1.00	SFD	1.00	1.00	1.00	\$26.68	\$26.68	
312 091 20 00	1.00	SFD	1.00	1.00	1.00	\$26.68	\$26.68	
312 091 21 00	1.00	SFD	1.00	1.00	1.00	\$26.68	\$26.68	
312 091 22 00	1.00	SFD	1.00	1.00	1.00	\$26.68	\$26.68	
312 091 23 00	1.00	SFD	1.00	1.00	1.00	\$26.68	\$26.68	
312 091 24 00	1.00	SFD	1.00	1.00	1.00	\$26.68	\$26.68	
312 091 25 00	1.00	SFD	1.00	1.00	1.00	\$26.68	\$26.68	
312 091 26 00	1.00	SFD	1.00	1.00	1.00	\$26.68	\$26.68	
312 091 27 00	1.00	SFD	1.00	1.00	1.00	\$26.68	\$26.68	
312 091 28 00	1.00	SFD	1.00	1.00	1.00	\$26.68	\$26.68	
312 091 29 00	1.00	SFD	1.00	1.00	1.00	\$26.68	\$26.68	
312 091 30 00	1.00	SFD	1.00	1.00	1.00	\$26.68	\$26.68	
312 091 31 00	1.00	SFD	1.00	1.00	1.00	\$26.68	\$26.68	
312 091 32 00	1.00	SFD	1.00	1.00	1.00	\$26.68	\$26.68	

EXHIBIT C - Assessment Roll (Fiscal Year 2027)

Peñasquitos East Maintenance Assessment District

Parcel Number	Acres/ Units ⁽¹⁾	Land Use ⁽²⁾	Assessment Factors		Total EBU's	Unit Cost (\$/EBU)	FY 2027 ⁽⁴⁾ Assessment	Owner Name
			Land Use ⁽²⁾	Benefit ⁽³⁾				
312 091 33 00	1.00	SFD	1.00	1.00	1.00	\$26.68	\$26.68	
312 091 34 00	1.00	SFD	1.00	1.00	1.00	\$26.68	\$26.68	
312 091 35 00	1.00	SFD	1.00	1.00	1.00	\$26.68	\$26.68	
312 091 36 00	1.00	SFD	1.00	1.00	1.00	\$26.68	\$26.68	
312 091 37 00	1.00	SFD	1.00	1.00	1.00	\$26.68	\$26.68	
312 091 38 00	1.00	SFD	1.00	1.00	1.00	\$26.68	\$26.68	
312 091 39 00	1.00	SFD	1.00	1.00	1.00	\$26.68	\$26.68	
312 091 40 00	1.00	SFD	1.00	1.00	1.00	\$26.68	\$26.68	
312 091 41 00	1.00	SFD	1.00	1.00	1.00	\$26.68	\$26.68	
312 091 42 00	1.00	SFD	1.00	1.00	1.00	\$26.68	\$26.68	
312 091 43 00	1.00	SFD	1.00	1.00	1.00	\$26.68	\$26.68	
312 091 44 00	1.00	SFD	1.00	1.00	1.00	\$26.68	\$26.68	
312 091 45 00	1.00	SFD	1.00	1.00	1.00	\$26.68	\$26.68	
312 091 46 00	1.00	SFD	1.00	1.00	1.00	\$26.68	\$26.68	
312 091 47 00	1.00	SFD	1.00	1.00	1.00	\$26.68	\$26.68	
312 091 48 00	1.00	SFD	1.00	1.00	1.00	\$26.68	\$26.68	
312 091 49 00	1.00	SFD	1.00	1.00	1.00	\$26.68	\$26.68	
312 091 50 00	1.00	SFD	1.00	1.00	1.00	\$26.68	\$26.68	
312 091 51 00	1.00	SFD	1.00	1.00	1.00	\$26.68	\$26.68	
312 091 52 00	1.00	SFD	1.00	1.00	1.00	\$26.68	\$26.68	
312 091 53 00	1.00	SFD	1.00	1.00	1.00	\$26.68	\$26.68	
312 092 01 00	1.00	SFD	1.00	1.00	1.00	\$26.68	\$26.68	
312 092 02 00	1.00	SFD	1.00	1.00	1.00	\$26.68	\$26.68	
312 092 03 00	1.00	SFD	1.00	1.00	1.00	\$26.68	\$26.68	
312 092 04 00	1.00	SFD	1.00	1.00	1.00	\$26.68	\$26.68	
312 092 05 00	1.00	SFD	1.00	1.00	1.00	\$26.68	\$26.68	
312 092 06 00	1.00	SFD	1.00	1.00	1.00	\$26.68	\$26.68	
312 092 07 00	1.00	SFD	1.00	1.00	1.00	\$26.68	\$26.68	
312 092 08 00	1.00	SFD	1.00	1.00	1.00	\$26.68	\$26.68	
312 092 09 00	1.00	SFD	1.00	1.00	1.00	\$26.68	\$26.68	
312 092 10 00	1.00	SFD	1.00	1.00	1.00	\$26.68	\$26.68	
312 092 11 00	1.00	SFD	1.00	1.00	1.00	\$26.68	\$26.68	
312 092 12 00	1.00	SFD	1.00	1.00	1.00	\$26.68	\$26.68	
312 092 13 00	1.00	SFD	1.00	1.00	1.00	\$26.68	\$26.68	
312 092 14 00	1.00	SFD	1.00	1.00	1.00	\$26.68	\$26.68	
312 092 15 00	1.00	SFD	1.00	1.00	1.00	\$26.68	\$26.68	
312 092 16 00	1.00	SFD	1.00	1.00	1.00	\$26.68	\$26.68	
312 092 17 00	1.00	SFD	1.00	1.00	1.00	\$26.68	\$26.68	
312 092 18 00	1.00	SFD	1.00	1.00	1.00	\$26.68	\$26.68	
312 092 19 00	1.00	SFD	1.00	1.00	1.00	\$26.68	\$26.68	
312 092 20 00	1.00	SFD	1.00	1.00	1.00	\$26.68	\$26.68	
312 092 21 00	1.00	SFD	1.00	1.00	1.00	\$26.68	\$26.68	
312 092 22 00	1.00	SFD	1.00	1.00	1.00	\$26.68	\$26.68	
312 092 23 00	1.00	SFD	1.00	1.00	1.00	\$26.68	\$26.68	
312 092 26 00	1.00	SFD	1.00	1.00	1.00	\$26.68	\$26.68	
312 092 27 00	1.00	SFD	1.00	1.00	1.00	\$26.68	\$26.68	
312 092 28 00	1.00	SFD	1.00	1.00	1.00	\$26.68	\$26.68	
312 092 29 00	1.00	SFD	1.00	1.00	1.00	\$26.68	\$26.68	
312 092 31 00	1.00	SFD	1.00	1.00	1.00	\$26.68	\$26.68	
312 092 32 00	1.00	SFD	1.00	1.00	1.00	\$26.68	\$26.68	
312 092 33 00	1.00	SFD	1.00	1.00	1.00	\$26.68	\$26.68	
312 092 34 00	1.00	SFD	1.00	1.00	1.00	\$26.68	\$26.68	
312 092 35 00	1.00	SFD	1.00	1.00	1.00	\$26.68	\$26.68	

EXHIBIT C - Assessment Roll (Fiscal Year 2027)

Peñasquitos East Maintenance Assessment District

Parcel Number	Acres/ Units ⁽¹⁾	Land Use ⁽²⁾	Assessment Factors		Total EBUs	Unit Cost (\$/EBU)	FY 2027 ⁽⁴⁾ Assessment	Owner Name
			Land Use ⁽²⁾	Benefit ⁽³⁾				
312 092 36 00	1.00	SFD	1.00	1.00	1.00	\$26.68	\$26.68	
312 092 37 00	1.00	SFD	1.00	1.00	1.00	\$26.68	\$26.68	
312 092 38 00	1.00	SFD	1.00	1.00	1.00	\$26.68	\$26.68	
312 092 39 00	1.00	SFD	1.00	1.00	1.00	\$26.68	\$26.68	
312 093 01 00	1.00	SFD	1.00	1.00	1.00	\$26.68	\$26.68	
312 093 02 00	1.00	SFD	1.00	1.00	1.00	\$26.68	\$26.68	
312 093 03 00	1.00	SFD	1.00	1.00	1.00	\$26.68	\$26.68	
312 093 04 00	1.00	SFD	1.00	1.00	1.00	\$26.68	\$26.68	
312 093 05 00	1.00	SFD	1.00	1.00	1.00	\$26.68	\$26.68	
312 093 06 00	1.00	SFD	1.00	1.00	1.00	\$26.68	\$26.68	
312 093 07 00	1.00	SFD	1.00	1.00	1.00	\$26.68	\$26.68	
312 093 08 00	1.00	SFD	1.00	1.00	1.00	\$26.68	\$26.68	
312 093 09 00	1.00	SFD	1.00	1.00	1.00	\$26.68	\$26.68	
312 093 10 00	1.00	SFD	1.00	1.00	1.00	\$26.68	\$26.68	
312 093 11 00	1.00	SFD	1.00	1.00	1.00	\$26.68	\$26.68	
312 093 12 00	1.00	SFD	1.00	1.00	1.00	\$26.68	\$26.68	
312 093 13 00	1.00	SFD	1.00	1.00	1.00	\$26.68	\$26.68	
312 093 14 00	1.00	SFD	1.00	1.00	1.00	\$26.68	\$26.68	
312 093 15 00	1.00	SFD	1.00	1.00	1.00	\$26.68	\$26.68	
312 093 16 00	1.00	SFD	1.00	1.00	1.00	\$26.68	\$26.68	
312 093 17 00	1.00	SFD	1.00	1.00	1.00	\$26.68	\$26.68	
312 093 18 00	1.00	SFD	1.00	1.00	1.00	\$26.68	\$26.68	
312 093 19 00	1.00	SFD	1.00	1.00	1.00	\$26.68	\$26.68	
312 093 20 00	1.00	SFD	1.00	1.00	1.00	\$26.68	\$26.68	
312 094 01 00	1.00	SFD	1.00	1.00	1.00	\$26.68	\$26.68	
312 094 02 00	1.00	SFD	1.00	1.00	1.00	\$26.68	\$26.68	
312 094 03 00	1.00	SFD	1.00	1.00	1.00	\$26.68	\$26.68	
312 094 04 00	1.00	SFD	1.00	1.00	1.00	\$26.68	\$26.68	
312 094 05 00	1.00	SFD	1.00	1.00	1.00	\$26.68	\$26.68	
312 094 06 00	1.00	SFD	1.00	1.00	1.00	\$26.68	\$26.68	
312 094 07 00	1.00	SFD	1.00	1.00	1.00	\$26.68	\$26.68	
312 094 08 00	1.00	SFD	1.00	1.00	1.00	\$26.68	\$26.68	
312 094 09 00	1.00	SFD	1.00	1.00	1.00	\$26.68	\$26.68	
312 094 10 00	1.00	SFD	1.00	1.00	1.00	\$26.68	\$26.68	
312 094 11 00	1.00	SFD	1.00	1.00	1.00	\$26.68	\$26.68	
312 094 12 00	1.00	SFD	1.00	1.00	1.00	\$26.68	\$26.68	
312 094 13 00	1.00	SFD	1.00	1.00	1.00	\$26.68	\$26.68	
312 094 14 00	1.00	SFD	1.00	1.00	1.00	\$26.68	\$26.68	
312 094 15 00	1.00	SFD	1.00	1.00	1.00	\$26.68	\$26.68	
312 094 16 00	1.00	SFD	1.00	1.00	1.00	\$26.68	\$26.68	
312 094 17 00	1.00	SFD	1.00	1.00	1.00	\$26.68	\$26.68	
312 094 18 00	1.00	SFD	1.00	1.00	1.00	\$26.68	\$26.68	
312 094 19 00	1.00	SFD	1.00	1.00	1.00	\$26.68	\$26.68	
312 094 20 00	1.00	SFD	1.00	1.00	1.00	\$26.68	\$26.68	
312 094 21 00	1.00	SFD	1.00	1.00	1.00	\$26.68	\$26.68	
312 094 22 00	1.00	SFD	1.00	1.00	1.00	\$26.68	\$26.68	
312 094 24 00	0.77	COM	45.00	0.60	20.79	\$26.68	\$554.68	
312 094 25 00	3.99	CRH	2.80	0.60	6.70	\$26.68	\$178.84	
312 100 01 00	1.00	SFD	1.00	1.00	1.00	\$26.68	\$26.68	
312 100 02 00	1.00	SFD	1.00	1.00	1.00	\$26.68	\$26.68	
312 100 03 00	1.00	SFD	1.00	1.00	1.00	\$26.68	\$26.68	
312 100 04 00	1.00	SFD	1.00	1.00	1.00	\$26.68	\$26.68	
312 100 05 00	1.00	SFD	1.00	1.00	1.00	\$26.68	\$26.68	

EXHIBIT C - Assessment Roll (Fiscal Year 2027)

Peñasquitos East Maintenance Assessment District

Parcel Number	Acres/ Units ⁽¹⁾	Land Use ⁽²⁾	Assessment Factors		Total EBU's	Unit Cost (\$/EBU)	FY 2027 ⁽⁴⁾ Assessment	Owner Name
			Land Use ⁽²⁾	Benefit ⁽³⁾				
312 100 06 00	1.00	SFD	1.00	1.00	1.00	\$26.68	\$26.68	
312 100 07 00	1.00	SFD	1.00	1.00	1.00	\$26.68	\$26.68	
312 100 08 00	1.00	SFD	1.00	1.00	1.00	\$26.68	\$26.68	
312 100 09 00	1.00	SFD	1.00	1.00	1.00	\$26.68	\$26.68	
312 100 10 00	1.00	SFD	1.00	1.00	1.00	\$26.68	\$26.68	
312 100 11 00	1.00	SFD	1.00	1.00	1.00	\$26.68	\$26.68	
312 100 12 00	1.00	SFD	1.00	1.00	1.00	\$26.68	\$26.68	
312 100 13 00	1.00	SFD	1.00	1.00	1.00	\$26.68	\$26.68	
312 100 14 00	1.00	SFD	1.00	1.00	1.00	\$26.68	\$26.68	
312 100 15 00	1.00	SFD	1.00	1.00	1.00	\$26.68	\$26.68	
312 100 16 00	1.00	SFD	1.00	1.00	1.00	\$26.68	\$26.68	
312 100 17 00	1.00	SFD	1.00	1.00	1.00	\$26.68	\$26.68	
312 100 18 00	1.00	SFD	1.00	1.00	1.00	\$26.68	\$26.68	
312 100 19 00	1.00	SFD	1.00	1.00	1.00	\$26.68	\$26.68	
312 100 20 00	0.16	OSP	0.00	0.30	0.00	\$26.68	\$0.00	
312 100 21 00	1.00	SFD	1.00	1.00	1.00	\$26.68	\$26.68	
312 100 22 00	1.00	SFD	1.00	1.00	1.00	\$26.68	\$26.68	
312 100 23 00	1.00	SFD	1.00	1.00	1.00	\$26.68	\$26.68	
312 100 24 00	1.00	SFD	1.00	1.00	1.00	\$26.68	\$26.68	
312 100 25 00	1.00	SFD	1.00	1.00	1.00	\$26.68	\$26.68	
312 100 26 00	1.00	SFD	1.00	1.00	1.00	\$26.68	\$26.68	
312 100 27 00	1.00	SFD	1.00	1.00	1.00	\$26.68	\$26.68	
312 100 28 00	1.00	SFD	1.00	1.00	1.00	\$26.68	\$26.68	
312 100 29 00	1.00	SFD	1.00	1.00	1.00	\$26.68	\$26.68	
312 100 30 00	1.00	SFD	1.00	1.00	1.00	\$26.68	\$26.68	
312 100 31 00	1.00	SFD	1.00	1.00	1.00	\$26.68	\$26.68	
312 100 32 00	1.00	SFD	1.00	1.00	1.00	\$26.68	\$26.68	
312 100 33 00	1.00	SFD	1.00	1.00	1.00	\$26.68	\$26.68	
312 100 34 00	1.00	SFD	1.00	1.00	1.00	\$26.68	\$26.68	
312 100 35 00	1.00	SFD	1.00	1.00	1.00	\$26.68	\$26.68	
312 100 36 00	1.00	SFD	1.00	1.00	1.00	\$26.68	\$26.68	
312 100 37 00	1.00	SFD	1.00	1.00	1.00	\$26.68	\$26.68	
312 100 38 00	1.00	SFD	1.00	1.00	1.00	\$26.68	\$26.68	
312 100 39 00	1.00	SFD	1.00	1.00	1.00	\$26.68	\$26.68	
312 100 40 00	1.00	SFD	1.00	1.00	1.00	\$26.68	\$26.68	
312 100 41 00	1.00	SFD	1.00	1.00	1.00	\$26.68	\$26.68	
312 100 42 00	1.00	SFD	1.00	1.00	1.00	\$26.68	\$26.68	
312 100 43 00	1.00	SFD	1.00	1.00	1.00	\$26.68	\$26.68	
312 100 44 00	1.00	SFD	1.00	1.00	1.00	\$26.68	\$26.68	
312 100 45 00	1.00	SFD	1.00	1.00	1.00	\$26.68	\$26.68	
312 100 46 00	1.00	SFD	1.00	1.00	1.00	\$26.68	\$26.68	
312 100 47 00	1.00	SFD	1.00	1.00	1.00	\$26.68	\$26.68	
312 100 48 00	1.00	SFD	1.00	1.00	1.00	\$26.68	\$26.68	
312 100 49 00	1.00	SFD	1.00	1.00	1.00	\$26.68	\$26.68	
312 100 50 00	1.00	SFD	1.00	1.00	1.00	\$26.68	\$26.68	
312 100 51 00	1.00	SFD	1.00	1.00	1.00	\$26.68	\$26.68	
312 100 52 00	1.00	SFD	1.00	1.00	1.00	\$26.68	\$26.68	
312 111 01 00	1.00	SFD	1.00	1.00	1.00	\$26.68	\$26.68	
312 111 02 00	1.00	SFD	1.00	1.00	1.00	\$26.68	\$26.68	
312 111 03 00	1.00	SFD	1.00	1.00	1.00	\$26.68	\$26.68	
312 111 04 00	1.00	SFD	1.00	1.00	1.00	\$26.68	\$26.68	
312 111 05 00	1.00	SFD	1.00	1.00	1.00	\$26.68	\$26.68	
312 111 06 00	1.00	SFD	1.00	1.00	1.00	\$26.68	\$26.68	

EXHIBIT C - Assessment Roll (Fiscal Year 2027)

Peñasquitos East Maintenance Assessment District

Parcel Number	Acres/ Units ⁽¹⁾	Land Use ⁽²⁾	Assessment Factors		Total EBU's	Unit Cost (\$/EBU)	FY 2027 ⁽⁴⁾ Assessment	Owner Name
			Land Use ⁽²⁾	Benefit ⁽³⁾				
312 111 07 00	1.00	SFD	1.00	1.00	1.00	\$26.68	\$26.68	
312 111 08 00	1.00	SFD	1.00	1.00	1.00	\$26.68	\$26.68	
312 111 09 00	1.00	SFD	1.00	1.00	1.00	\$26.68	\$26.68	
312 111 10 00	1.00	SFD	1.00	1.00	1.00	\$26.68	\$26.68	
312 111 11 00	1.00	SFD	1.00	1.00	1.00	\$26.68	\$26.68	
312 111 12 00	1.00	SFD	1.00	1.00	1.00	\$26.68	\$26.68	
312 111 13 00	1.00	SFD	1.00	1.00	1.00	\$26.68	\$26.68	
312 111 14 00	1.00	SFD	1.00	1.00	1.00	\$26.68	\$26.68	
312 111 15 00	1.00	SFD	1.00	1.00	1.00	\$26.68	\$26.68	
312 111 16 00	1.00	SFD	1.00	1.00	1.00	\$26.68	\$26.68	
312 111 17 00	1.00	SFD	1.00	1.00	1.00	\$26.68	\$26.68	
312 111 18 00	1.00	SFD	1.00	1.00	1.00	\$26.68	\$26.68	
312 111 19 00	1.00	SFD	1.00	1.00	1.00	\$26.68	\$26.68	
312 111 20 00	1.00	SFD	1.00	1.00	1.00	\$26.68	\$26.68	
312 111 21 00	1.00	SFD	1.00	1.00	1.00	\$26.68	\$26.68	
312 111 22 00	1.00	SFD	1.00	1.00	1.00	\$26.68	\$26.68	
312 111 23 00	1.00	SFD	1.00	1.00	1.00	\$26.68	\$26.68	
312 111 24 00	1.00	SFD	1.00	1.00	1.00	\$26.68	\$26.68	
312 111 25 00	1.00	SFD	1.00	1.00	1.00	\$26.68	\$26.68	
312 111 26 00	1.00	SFD	1.00	1.00	1.00	\$26.68	\$26.68	
312 111 27 00	1.00	SFD	1.00	1.00	1.00	\$26.68	\$26.68	
312 111 28 00	1.00	SFD	1.00	1.00	1.00	\$26.68	\$26.68	
312 111 29 00	1.00	SFD	1.00	1.00	1.00	\$26.68	\$26.68	
312 111 30 00	1.00	SFD	1.00	1.00	1.00	\$26.68	\$26.68	
312 111 31 00	1.00	SFD	1.00	1.00	1.00	\$26.68	\$26.68	
312 111 32 00	1.00	SFD	1.00	1.00	1.00	\$26.68	\$26.68	
312 111 33 00	1.00	SFD	1.00	1.00	1.00	\$26.68	\$26.68	
312 111 34 00	1.00	SFD	1.00	1.00	1.00	\$26.68	\$26.68	
312 111 35 00	1.00	SFD	1.00	1.00	1.00	\$26.68	\$26.68	
312 111 36 00	1.00	SFD	1.00	1.00	1.00	\$26.68	\$26.68	
312 111 37 00	1.00	SFD	1.00	1.00	1.00	\$26.68	\$26.68	
312 111 38 00	1.00	SFD	1.00	1.00	1.00	\$26.68	\$26.68	
312 111 39 00	1.00	SFD	1.00	1.00	1.00	\$26.68	\$26.68	
312 111 40 00	1.00	SFD	1.00	1.00	1.00	\$26.68	\$26.68	
312 111 41 00	1.00	SFD	1.00	1.00	1.00	\$26.68	\$26.68	
312 111 43 00	1.00	SFD	1.00	1.00	1.00	\$26.68	\$26.68	
312 111 44 00	1.00	SFD	1.00	1.00	1.00	\$26.68	\$26.68	
312 111 45 00	1.00	SFD	1.00	1.00	1.00	\$26.68	\$26.68	
312 111 46 00	1.00	SFD	1.00	1.00	1.00	\$26.68	\$26.68	
312 111 47 00	1.00	SFD	1.00	1.00	1.00	\$26.68	\$26.68	
312 111 48 00	1.00	SFD	1.00	1.00	1.00	\$26.68	\$26.68	
312 111 49 00	1.00	SFD	1.00	1.00	1.00	\$26.68	\$26.68	
312 111 50 00	1.00	SFD	1.00	1.00	1.00	\$26.68	\$26.68	
312 111 51 00	1.00	SFD	1.00	1.00	1.00	\$26.68	\$26.68	
312 111 54 00	1.00	SFD	1.00	1.00	1.00	\$26.68	\$26.68	
312 111 55 00	1.00	SFD	1.00	1.00	1.00	\$26.68	\$26.68	
312 111 56 00	1.00	SFD	1.00	1.00	1.00	\$26.68	\$26.68	
312 111 57 00	1.00	SFD	1.00	1.00	1.00	\$26.68	\$26.68	
312 111 58 00	1.00	SFD	1.00	1.00	1.00	\$26.68	\$26.68	
312 111 59 00	1.00	SFD	1.00	1.00	1.00	\$26.68	\$26.68	
312 111 60 00	1.00	SFD	1.00	1.00	1.00	\$26.68	\$26.68	
312 111 61 00	1.00	SFD	1.00	1.00	1.00	\$26.68	\$26.68	
312 111 62 00	1.00	SFD	1.00	1.00	1.00	\$26.68	\$26.68	

EXHIBIT C - Assessment Roll (Fiscal Year 2027)

Peñasquitos East Maintenance Assessment District

Parcel Number	Acres/ Units ⁽¹⁾	Land Use ⁽²⁾	Assessment Factors		Total EBU's	Unit Cost (\$/EBU)	FY 2027 ⁽⁴⁾ Assessment	Owner Name
			Land Use ⁽²⁾	Benefit ⁽³⁾				
312 111 63 00	1.00	SFD	1.00	1.00	1.00	\$26.68	\$26.68	
312 111 64 00	1.00	SFD	1.00	1.00	1.00	\$26.68	\$26.68	
312 111 65 00	1.00	SFD	1.00	1.00	1.00	\$26.68	\$26.68	
312 111 66 00	1.00	SFD	1.00	1.00	1.00	\$26.68	\$26.68	
312 111 67 00	1.00	SFD	1.00	1.00	1.00	\$26.68	\$26.68	
312 111 68 00	1.00	SFD	1.00	1.00	1.00	\$26.68	\$26.68	
312 111 69 00	1.00	SFD	1.00	1.00	1.00	\$26.68	\$26.68	
312 111 70 00	1.00	SFD	1.00	1.00	1.00	\$26.68	\$26.68	
312 112 01 00	1.00	SFD	1.00	1.00	1.00	\$26.68	\$26.68	
312 112 02 00	1.00	SFD	1.00	1.00	1.00	\$26.68	\$26.68	
312 112 03 00	1.00	SFD	1.00	1.00	1.00	\$26.68	\$26.68	
312 112 04 00	1.00	SFD	1.00	1.00	1.00	\$26.68	\$26.68	
312 112 05 00	1.00	SFD	1.00	1.00	1.00	\$26.68	\$26.68	
312 112 06 00	1.00	SFD	1.00	1.00	1.00	\$26.68	\$26.68	
312 112 07 00	1.00	SFD	1.00	1.00	1.00	\$26.68	\$26.68	
312 112 08 00	1.00	SFD	1.00	1.00	1.00	\$26.68	\$26.68	
312 112 09 00	1.00	SFD	1.00	1.00	1.00	\$26.68	\$26.68	
312 112 10 00	1.00	SFD	1.00	1.00	1.00	\$26.68	\$26.68	
312 112 11 00	1.00	SFD	1.00	1.00	1.00	\$26.68	\$26.68	
312 112 12 00	1.00	SFD	1.00	1.00	1.00	\$26.68	\$26.68	
312 112 13 00	1.00	SFD	1.00	1.00	1.00	\$26.68	\$26.68	
312 112 14 00	1.00	SFD	1.00	1.00	1.00	\$26.68	\$26.68	
312 112 15 00	1.00	SFD	1.00	1.00	1.00	\$26.68	\$26.68	
312 112 16 00	1.00	SFD	1.00	1.00	1.00	\$26.68	\$26.68	
312 112 17 00	1.00	SFD	1.00	1.00	1.00	\$26.68	\$26.68	
312 112 18 00	1.00	SFD	1.00	1.00	1.00	\$26.68	\$26.68	
312 112 19 00	1.00	SFD	1.00	1.00	1.00	\$26.68	\$26.68	
312 112 20 00	1.00	SFD	1.00	1.00	1.00	\$26.68	\$26.68	
312 112 21 00	1.00	SFD	1.00	1.00	1.00	\$26.68	\$26.68	
312 112 22 00	1.00	SFD	1.00	1.00	1.00	\$26.68	\$26.68	
312 112 23 00	1.00	SFD	1.00	1.00	1.00	\$26.68	\$26.68	
312 112 24 00	1.00	SFD	1.00	1.00	1.00	\$26.68	\$26.68	
312 112 25 00	1.00	SFD	1.00	1.00	1.00	\$26.68	\$26.68	
312 112 26 00	1.00	SFD	1.00	1.00	1.00	\$26.68	\$26.68	
312 112 27 00	1.00	SFD	1.00	1.00	1.00	\$26.68	\$26.68	
312 112 28 00	1.00	SFD	1.00	1.00	1.00	\$26.68	\$26.68	
312 112 29 00	1.00	SFD	1.00	1.00	1.00	\$26.68	\$26.68	
312 112 30 00	1.00	SFD	1.00	1.00	1.00	\$26.68	\$26.68	
312 112 31 00	1.00	SFD	1.00	1.00	1.00	\$26.68	\$26.68	
312 112 32 00	1.00	SFD	1.00	1.00	1.00	\$26.68	\$26.68	
312 112 33 00	1.00	SFD	1.00	1.00	1.00	\$26.68	\$26.68	
312 112 34 00	1.00	SFD	1.00	1.00	1.00	\$26.68	\$26.68	
312 112 35 00	1.00	SFD	1.00	1.00	1.00	\$26.68	\$26.68	
312 112 36 00	1.00	SFD	1.00	1.00	1.00	\$26.68	\$26.68	
312 112 37 00	1.00	SFD	1.00	1.00	1.00	\$26.68	\$26.68	
312 112 38 00	1.00	SFD	1.00	1.00	1.00	\$26.68	\$26.68	
312 112 39 00	1.00	SFD	1.00	1.00	1.00	\$26.68	\$26.68	
312 112 40 00	1.00	SFD	1.00	1.00	1.00	\$26.68	\$26.68	
312 112 41 00	1.00	SFD	1.00	1.00	1.00	\$26.68	\$26.68	
312 112 42 00	1.00	SFD	1.00	1.00	1.00	\$26.68	\$26.68	
312 112 43 00	1.00	SFD	1.00	1.00	1.00	\$26.68	\$26.68	
312 112 44 00	1.00	SFD	1.00	1.00	1.00	\$26.68	\$26.68	
312 112 45 00	1.00	SFD	1.00	1.00	1.00	\$26.68	\$26.68	

EXHIBIT C - Assessment Roll (Fiscal Year 2027)

Peñasquitos East Maintenance Assessment District

Parcel Number	Acres/ Units ⁽¹⁾	Land Use ⁽²⁾	Assessment Factors		Total EBU's	Unit Cost (\$/EBU)	FY 2027 ⁽⁴⁾ Assessment	Owner Name
			Land Use ⁽²⁾	Benefit ⁽³⁾				
312 112 46 00	1.00	SFD	1.00	1.00	1.00	\$26.68	\$26.68	
312 112 47 00	1.00	SFD	1.00	1.00	1.00	\$26.68	\$26.68	
312 112 48 00	1.00	SFD	1.00	1.00	1.00	\$26.68	\$26.68	
312 112 49 00	1.00	SFD	1.00	1.00	1.00	\$26.68	\$26.68	
312 112 50 00	1.00	SFD	1.00	1.00	1.00	\$26.68	\$26.68	
312 112 51 00	1.00	SFD	1.00	1.00	1.00	\$26.68	\$26.68	
312 112 52 00	1.00	SFD	1.00	1.00	1.00	\$26.68	\$26.68	
312 112 53 00	1.00	SFD	1.00	1.00	1.00	\$26.68	\$26.68	
312 112 54 00	1.00	SFD	1.00	1.00	1.00	\$26.68	\$26.68	
312 112 55 00	1.00	SFD	1.00	1.00	1.00	\$26.68	\$26.68	
312 112 56 00	1.00	SFD	1.00	1.00	1.00	\$26.68	\$26.68	
312 112 57 00	1.00	SFD	1.00	1.00	1.00	\$26.68	\$26.68	
312 112 58 00	1.00	SFD	1.00	1.00	1.00	\$26.68	\$26.68	
312 112 59 00	1.00	SFD	1.00	1.00	1.00	\$26.68	\$26.68	
312 112 60 00	1.00	SFD	1.00	1.00	1.00	\$26.68	\$26.68	
312 112 61 00	1.00	SFD	1.00	1.00	1.00	\$26.68	\$26.68	
312 112 62 00	1.00	SFD	1.00	1.00	1.00	\$26.68	\$26.68	
312 121 01 00	1.00	SFD	1.00	1.00	1.00	\$26.68	\$26.68	
312 121 02 00	1.00	SFD	1.00	1.00	1.00	\$26.68	\$26.68	
312 121 03 00	1.00	SFD	1.00	1.00	1.00	\$26.68	\$26.68	
312 121 04 00	1.00	SFD	1.00	1.00	1.00	\$26.68	\$26.68	
312 121 05 00	1.00	SFD	1.00	1.00	1.00	\$26.68	\$26.68	
312 121 06 00	1.00	SFD	1.00	1.00	1.00	\$26.68	\$26.68	
312 121 07 00	1.00	SFD	1.00	1.00	1.00	\$26.68	\$26.68	
312 121 08 00	1.00	SFD	1.00	1.00	1.00	\$26.68	\$26.68	
312 121 09 00	1.00	SFD	1.00	1.00	1.00	\$26.68	\$26.68	
312 121 10 00	1.00	SFD	1.00	1.00	1.00	\$26.68	\$26.68	
312 121 11 00	1.00	SFD	1.00	1.00	1.00	\$26.68	\$26.68	
312 121 12 00	1.00	SFD	1.00	1.00	1.00	\$26.68	\$26.68	
312 121 13 00	1.00	SFD	1.00	1.00	1.00	\$26.68	\$26.68	
312 121 14 00	1.00	SFD	1.00	1.00	1.00	\$26.68	\$26.68	
312 121 15 00	1.00	SFD	1.00	1.00	1.00	\$26.68	\$26.68	
312 121 16 00	1.00	SFD	1.00	1.00	1.00	\$26.68	\$26.68	
312 121 17 00	1.00	SFD	1.00	1.00	1.00	\$26.68	\$26.68	
312 121 18 00	1.00	SFD	1.00	1.00	1.00	\$26.68	\$26.68	
312 121 19 00	1.00	SFD	1.00	1.00	1.00	\$26.68	\$26.68	
312 121 20 00	1.00	SFD	1.00	1.00	1.00	\$26.68	\$26.68	
312 121 21 00	1.00	SFD	1.00	1.00	1.00	\$26.68	\$26.68	
312 121 22 00	1.00	SFD	1.00	1.00	1.00	\$26.68	\$26.68	
312 121 23 00	1.00	SFD	1.00	1.00	1.00	\$26.68	\$26.68	
312 121 24 00	1.00	SFD	1.00	1.00	1.00	\$26.68	\$26.68	
312 121 25 00	1.00	SFD	1.00	1.00	1.00	\$26.68	\$26.68	
312 121 26 00	1.00	SFD	1.00	1.00	1.00	\$26.68	\$26.68	
312 121 27 00	1.00	SFD	1.00	1.00	1.00	\$26.68	\$26.68	
312 121 28 00	1.00	SFD	1.00	1.00	1.00	\$26.68	\$26.68	
312 121 29 00	1.00	SFD	1.00	1.00	1.00	\$26.68	\$26.68	
312 121 30 00	1.00	SFD	1.00	1.00	1.00	\$26.68	\$26.68	
312 121 31 00	1.00	SFD	1.00	1.00	1.00	\$26.68	\$26.68	
312 121 32 00	1.00	SFD	1.00	1.00	1.00	\$26.68	\$26.68	
312 121 33 00	1.00	SFD	1.00	1.00	1.00	\$26.68	\$26.68	
312 121 34 00	1.00	SFD	1.00	1.00	1.00	\$26.68	\$26.68	
312 121 35 00	1.00	SFD	1.00	1.00	1.00	\$26.68	\$26.68	
312 121 36 00	1.00	SFD	1.00	1.00	1.00	\$26.68	\$26.68	

EXHIBIT C - Assessment Roll (Fiscal Year 2027)

Peñasquitos East Maintenance Assessment District

Parcel Number	Acres/ Units ⁽¹⁾	Land Use ⁽²⁾	Assessment Factors		Total EBU's	Unit Cost (\$/EBU)	FY 2027 ⁽⁴⁾ Assessment	Owner Name
			Land Use ⁽²⁾	Benefit ⁽³⁾				
312 121 37 00	1.00	SFD	1.00	1.00	1.00	\$26.68	\$26.68	
312 121 38 00	1.00	SFD	1.00	1.00	1.00	\$26.68	\$26.68	
312 121 39 00	1.00	SFD	1.00	1.00	1.00	\$26.68	\$26.68	
312 121 40 00	1.00	SFD	1.00	1.00	1.00	\$26.68	\$26.68	
312 121 41 00	1.00	SFD	1.00	1.00	1.00	\$26.68	\$26.68	
312 121 42 00	1.00	SFD	1.00	1.00	1.00	\$26.68	\$26.68	
312 121 43 00	1.00	SFD	1.00	1.00	1.00	\$26.68	\$26.68	
312 121 44 00	1.00	SFD	1.00	1.00	1.00	\$26.68	\$26.68	
312 121 45 00	1.00	SFD	1.00	1.00	1.00	\$26.68	\$26.68	
312 121 46 00	1.00	SFD	1.00	1.00	1.00	\$26.68	\$26.68	
312 121 47 00	1.00	SFD	1.00	1.00	1.00	\$26.68	\$26.68	
312 121 48 00	1.00	SFD	1.00	1.00	1.00	\$26.68	\$26.68	
312 121 49 00	1.00	SFD	1.00	1.00	1.00	\$26.68	\$26.68	
312 121 50 00	1.00	SFD	1.00	1.00	1.00	\$26.68	\$26.68	
312 121 51 00	1.00	SFD	1.00	1.00	1.00	\$26.68	\$26.68	
312 121 52 00	1.00	SFD	1.00	1.00	1.00	\$26.68	\$26.68	
312 121 53 00	1.00	SFD	1.00	1.00	1.00	\$26.68	\$26.68	
312 121 54 00	1.00	SFD	1.00	1.00	1.00	\$26.68	\$26.68	
312 121 55 00	1.00	SFD	1.00	1.00	1.00	\$26.68	\$26.68	
312 121 56 00	1.00	SFD	1.00	1.00	1.00	\$26.68	\$26.68	
312 121 57 00	1.00	SFD	1.00	1.00	1.00	\$26.68	\$26.68	
312 121 58 00	1.00	SFD	1.00	1.00	1.00	\$26.68	\$26.68	
312 121 59 00	1.00	SFD	1.00	1.00	1.00	\$26.68	\$26.68	
312 121 60 00	1.00	SFD	1.00	1.00	1.00	\$26.68	\$26.68	
312 121 61 00	1.00	SFD	1.00	1.00	1.00	\$26.68	\$26.68	
312 121 62 00	1.00	SFD	1.00	1.00	1.00	\$26.68	\$26.68	
312 121 63 00	1.00	SFD	1.00	1.00	1.00	\$26.68	\$26.68	
312 121 64 00	1.00	SFD	1.00	1.00	1.00	\$26.68	\$26.68	
312 121 65 00	1.00	SFD	1.00	1.00	1.00	\$26.68	\$26.68	
312 121 66 00	1.00	SFD	1.00	1.00	1.00	\$26.68	\$26.68	
312 121 67 00	1.00	SFD	1.00	1.00	1.00	\$26.68	\$26.68	
312 122 01 00	1.00	SFD	1.00	1.00	1.00	\$26.68	\$26.68	
312 122 02 00	1.00	SFD	1.00	1.00	1.00	\$26.68	\$26.68	
312 122 03 00	1.00	SFD	1.00	1.00	1.00	\$26.68	\$26.68	
312 122 04 00	1.00	SFD	1.00	1.00	1.00	\$26.68	\$26.68	
312 122 05 00	1.00	SFD	1.00	1.00	1.00	\$26.68	\$26.68	
312 122 06 00	1.00	SFD	1.00	1.00	1.00	\$26.68	\$26.68	
312 122 07 00	1.00	SFD	1.00	1.00	1.00	\$26.68	\$26.68	
312 122 08 00	1.00	SFD	1.00	1.00	1.00	\$26.68	\$26.68	
312 122 09 00	1.00	SFD	1.00	1.00	1.00	\$26.68	\$26.68	
312 122 10 00	1.00	SFD	1.00	1.00	1.00	\$26.68	\$26.68	
312 122 11 00	1.00	SFD	1.00	1.00	1.00	\$26.68	\$26.68	
312 122 12 00	1.00	SFD	1.00	1.00	1.00	\$26.68	\$26.68	
312 123 01 00	1.00	SFD	1.00	1.00	1.00	\$26.68	\$26.68	
312 123 02 00	1.00	SFD	1.00	1.00	1.00	\$26.68	\$26.68	
312 123 03 00	1.00	SFD	1.00	1.00	1.00	\$26.68	\$26.68	
312 123 04 00	1.00	SFD	1.00	1.00	1.00	\$26.68	\$26.68	
312 123 05 00	1.00	SFD	1.00	1.00	1.00	\$26.68	\$26.68	
312 123 06 00	1.00	SFD	1.00	1.00	1.00	\$26.68	\$26.68	
312 123 07 00	1.00	SFD	1.00	1.00	1.00	\$26.68	\$26.68	
312 123 08 00	1.00	SFD	1.00	1.00	1.00	\$26.68	\$26.68	
312 123 09 00	1.00	SFD	1.00	1.00	1.00	\$26.68	\$26.68	
312 123 10 00	1.00	SFD	1.00	1.00	1.00	\$26.68	\$26.68	

EXHIBIT C - Assessment Roll (Fiscal Year 2027)

Peñasquitos East Maintenance Assessment District

Parcel Number	Acres/ Units ⁽¹⁾	Land Use ⁽²⁾	Assessment Factors		Total EBU's	Unit Cost (\$/EBU)	FY 2027 ⁽⁴⁾ Assessment	Owner Name
			Land Use ⁽²⁾	Benefit ⁽³⁾				
312 123 11 00	1.00	SFD	1.00	1.00	1.00	\$26.68	\$26.68	
312 123 12 00	1.00	SFD	1.00	1.00	1.00	\$26.68	\$26.68	
312 123 13 00	1.00	SFD	1.00	1.00	1.00	\$26.68	\$26.68	
312 123 14 00	1.00	SFD	1.00	1.00	1.00	\$26.68	\$26.68	
312 123 15 00	1.00	SFD	1.00	1.00	1.00	\$26.68	\$26.68	
312 123 16 00	1.00	SFD	1.00	1.00	1.00	\$26.68	\$26.68	
312 123 17 00	1.00	SFD	1.00	1.00	1.00	\$26.68	\$26.68	
312 123 18 00	1.00	SFD	1.00	1.00	1.00	\$26.68	\$26.68	
312 123 19 00	1.00	SFD	1.00	1.00	1.00	\$26.68	\$26.68	
312 123 20 00	1.00	SFD	1.00	1.00	1.00	\$26.68	\$26.68	
312 123 21 00	1.00	SFD	1.00	1.00	1.00	\$26.68	\$26.68	
312 123 22 00	1.00	SFD	1.00	1.00	1.00	\$26.68	\$26.68	
312 123 23 00	1.00	SFD	1.00	1.00	1.00	\$26.68	\$26.68	
312 123 24 00	1.00	SFD	1.00	1.00	1.00	\$26.68	\$26.68	
312 123 25 00	1.00	SFD	1.00	1.00	1.00	\$26.68	\$26.68	
312 123 26 00	1.00	SFD	1.00	1.00	1.00	\$26.68	\$26.68	
312 123 27 00	1.00	SFD	1.00	1.00	1.00	\$26.68	\$26.68	
312 123 28 00	1.00	SFD	1.00	1.00	1.00	\$26.68	\$26.68	
312 123 29 00	1.00	SFD	1.00	1.00	1.00	\$26.68	\$26.68	
312 123 30 00	1.00	SFD	1.00	1.00	1.00	\$26.68	\$26.68	
312 123 31 00	1.00	SFD	1.00	1.00	1.00	\$26.68	\$26.68	
312 123 32 00	1.00	SFD	1.00	1.00	1.00	\$26.68	\$26.68	
312 123 33 00	1.00	SFD	1.00	1.00	1.00	\$26.68	\$26.68	
312 123 34 00	1.00	SFD	1.00	1.00	1.00	\$26.68	\$26.68	
312 123 35 00	1.00	SFD	1.00	1.00	1.00	\$26.68	\$26.68	
312 123 36 00	1.00	SFD	1.00	1.00	1.00	\$26.68	\$26.68	
312 123 37 00	1.00	SFD	1.00	1.00	1.00	\$26.68	\$26.68	
312 123 38 00	1.00	SFD	1.00	1.00	1.00	\$26.68	\$26.68	
312 124 01 00	1.00	SFD	1.00	1.00	1.00	\$26.68	\$26.68	
312 124 02 00	1.00	SFD	1.00	1.00	1.00	\$26.68	\$26.68	
312 124 03 00	1.00	SFD	1.00	1.00	1.00	\$26.68	\$26.68	
312 124 04 00	1.00	SFD	1.00	1.00	1.00	\$26.68	\$26.68	
312 124 05 00	1.00	SFD	1.00	1.00	1.00	\$26.68	\$26.68	
312 124 06 00	1.00	SFD	1.00	1.00	1.00	\$26.68	\$26.68	
312 124 07 00	1.00	SFD	1.00	1.00	1.00	\$26.68	\$26.68	
312 124 08 00	1.00	SFD	1.00	1.00	1.00	\$26.68	\$26.68	
312 124 09 00	1.00	SFD	1.00	1.00	1.00	\$26.68	\$26.68	
312 124 10 00	1.00	SFD	1.00	1.00	1.00	\$26.68	\$26.68	
312 124 11 00	1.00	SFD	1.00	1.00	1.00	\$26.68	\$26.68	
312 124 12 00	1.00	SFD	1.00	1.00	1.00	\$26.68	\$26.68	
312 124 13 00	1.00	SFD	1.00	1.00	1.00	\$26.68	\$26.68	
312 124 14 00	1.00	SFD	1.00	1.00	1.00	\$26.68	\$26.68	
312 124 15 00	1.00	SFD	1.00	1.00	1.00	\$26.68	\$26.68	
312 124 16 00	1.00	SFD	1.00	1.00	1.00	\$26.68	\$26.68	
312 124 17 00	1.00	SFD	1.00	1.00	1.00	\$26.68	\$26.68	
312 124 18 00	1.00	SFD	1.00	1.00	1.00	\$26.68	\$26.68	
312 124 19 00	1.00	SFD	1.00	1.00	1.00	\$26.68	\$26.68	
312 124 20 00	1.00	SFD	1.00	1.00	1.00	\$26.68	\$26.68	
312 124 21 00	1.00	SFD	1.00	1.00	1.00	\$26.68	\$26.68	
312 124 22 00	1.00	SFD	1.00	1.00	1.00	\$26.68	\$26.68	
312 124 23 00	1.00	SFD	1.00	1.00	1.00	\$26.68	\$26.68	
312 124 24 00	1.00	SFD	1.00	1.00	1.00	\$26.68	\$26.68	
312 124 25 00	1.00	SFD	1.00	1.00	1.00	\$26.68	\$26.68	

EXHIBIT C - Assessment Roll (Fiscal Year 2027)

Peñasquitos East Maintenance Assessment District

Parcel Number	Acres/ Units ⁽¹⁾	Land Use ⁽²⁾	Assessment Factors		Total EBU's	Unit Cost (\$/EBU)	FY 2027 ⁽⁴⁾ Assessment	Owner Name
			Land Use ⁽²⁾	Benefit ⁽³⁾				
312 124 26 00	1.00	SFD	1.00	1.00	1.00	\$26.68	\$26.68	
312 124 27 00	1.00	SFD	1.00	1.00	1.00	\$26.68	\$26.68	
312 124 28 00	1.00	SFD	1.00	1.00	1.00	\$26.68	\$26.68	
312 124 29 00	1.00	SFD	1.00	1.00	1.00	\$26.68	\$26.68	
312 131 04 00	1.00	SFD	1.00	1.00	1.00	\$26.68	\$26.68	
312 131 05 00	1.00	SFD	1.00	1.00	1.00	\$26.68	\$26.68	
312 131 06 00	1.00	SFD	1.00	1.00	1.00	\$26.68	\$26.68	
312 131 07 00	1.00	SFD	1.00	1.00	1.00	\$26.68	\$26.68	
312 131 08 00	1.00	SFD	1.00	1.00	1.00	\$26.68	\$26.68	
312 131 09 00	1.00	SFD	1.00	1.00	1.00	\$26.68	\$26.68	
312 131 10 00	1.00	SFD	1.00	1.00	1.00	\$26.68	\$26.68	
312 131 11 00	1.00	SFD	1.00	1.00	1.00	\$26.68	\$26.68	
312 131 12 00	1.00	SFD	1.00	1.00	1.00	\$26.68	\$26.68	
312 131 13 00	1.00	SFD	1.00	1.00	1.00	\$26.68	\$26.68	
312 131 18 00	1.00	SFD	1.00	1.00	1.00	\$26.68	\$26.68	
312 131 19 00	1.00	SFD	1.00	1.00	1.00	\$26.68	\$26.68	
312 131 20 00	1.00	SFD	1.00	1.00	1.00	\$26.68	\$26.68	
312 131 21 00	1.00	SFD	1.00	1.00	1.00	\$26.68	\$26.68	
312 131 22 00	1.00	SFD	1.00	1.00	1.00	\$26.68	\$26.68	
312 131 23 00	1.00	SFD	1.00	1.00	1.00	\$26.68	\$26.68	
312 131 24 00	1.00	SFD	1.00	1.00	1.00	\$26.68	\$26.68	
312 131 25 00	1.00	SFD	1.00	1.00	1.00	\$26.68	\$26.68	
312 131 26 00	1.00	SFD	1.00	1.00	1.00	\$26.68	\$26.68	
312 131 29 00	1.00	SFD	1.00	1.00	1.00	\$26.68	\$26.68	
312 131 30 00	1.00	SFD	1.00	1.00	1.00	\$26.68	\$26.68	
312 131 31 00	1.00	SFD	1.00	1.00	1.00	\$26.68	\$26.68	
312 131 32 00	1.00	SFD	1.00	1.00	1.00	\$26.68	\$26.68	
312 131 33 00	1.00	SFD	1.00	1.00	1.00	\$26.68	\$26.68	
312 131 34 00	1.00	SFD	1.00	1.00	1.00	\$26.68	\$26.68	
312 131 35 00	1.00	SFD	1.00	1.00	1.00	\$26.68	\$26.68	
312 131 36 00	1.00	SFD	1.00	1.00	1.00	\$26.68	\$26.68	
312 131 37 00	1.00	SFD	1.00	1.00	1.00	\$26.68	\$26.68	
312 131 38 00	1.00	SFD	1.00	1.00	1.00	\$26.68	\$26.68	
312 131 39 00	1.00	SFD	1.00	1.00	1.00	\$26.68	\$26.68	
312 131 40 00	1.00	SFD	1.00	1.00	1.00	\$26.68	\$26.68	
312 131 41 00	1.00	SFD	1.00	1.00	1.00	\$26.68	\$26.68	
312 131 42 00	1.00	SFD	1.00	1.00	1.00	\$26.68	\$26.68	
312 131 43 00	1.00	SFD	1.00	1.00	1.00	\$26.68	\$26.68	
312 131 44 00	1.00	SFD	1.00	1.00	1.00	\$26.68	\$26.68	
312 131 45 00	1.00	SFD	1.00	1.00	1.00	\$26.68	\$26.68	
312 131 46 00	1.00	SFD	1.00	1.00	1.00	\$26.68	\$26.68	
312 131 49 00	1.00	SFD	1.00	1.00	1.00	\$26.68	\$26.68	
312 131 50 00	1.00	SFD	1.00	1.00	1.00	\$26.68	\$26.68	
312 131 51 00	1.00	SFD	1.00	1.00	1.00	\$26.68	\$26.68	
312 131 52 00	1.00	SFD	1.00	1.00	1.00	\$26.68	\$26.68	
312 131 53 00	1.00	SFD	1.00	1.00	1.00	\$26.68	\$26.68	
312 131 54 00	1.00	SFD	1.00	1.00	1.00	\$26.68	\$26.68	
312 131 55 00	1.00	SFD	1.00	1.00	1.00	\$26.68	\$26.68	
312 131 56 00	1.00	SFD	1.00	1.00	1.00	\$26.68	\$26.68	
312 131 57 00	1.00	SFD	1.00	1.00	1.00	\$26.68	\$26.68	
312 131 58 00	1.00	SFD	1.00	1.00	1.00	\$26.68	\$26.68	
312 131 59 00	1.00	SFD	1.00	1.00	1.00	\$26.68	\$26.68	
312 131 60 00	1.00	SFD	1.00	1.00	1.00	\$26.68	\$26.68	

EXHIBIT C - Assessment Roll (Fiscal Year 2027)

Peñasquitos East Maintenance Assessment District

Parcel Number	Acres/ Units ⁽¹⁾	Land Use ⁽²⁾	Assessment Factors		Total EBU's	Unit Cost (\$/EBU)	FY 2027 ⁽⁴⁾ Assessment	Owner Name
			Land Use ⁽²⁾	Benefit ⁽³⁾				
312 131 61 00	1.00	SFD	1.00	1.00	1.00	\$26.68	\$26.68	
312 131 62 00	1.00	SFD	1.00	1.00	1.00	\$26.68	\$26.68	
312 131 65 00	1.00	SFD	1.00	1.00	1.00	\$26.68	\$26.68	
312 131 66 00	1.00	SFD	1.00	1.00	1.00	\$26.68	\$26.68	
312 131 69 00	1.00	SFD	1.00	1.00	1.00	\$26.68	\$26.68	
312 131 70 00	1.00	SFD	1.00	1.00	1.00	\$26.68	\$26.68	
312 131 71 00	1.00	SFD	1.00	1.00	1.00	\$26.68	\$26.68	
312 131 72 00	1.00	SFD	1.00	1.00	1.00	\$26.68	\$26.68	
312 131 73 00	1.00	SFD	1.00	1.00	1.00	\$26.68	\$26.68	
312 131 76 00	1.00	SFD	1.00	1.00	1.00	\$26.68	\$26.68	
312 131 77 00	1.00	SFD	1.00	1.00	1.00	\$26.68	\$26.68	
312 131 78 00	1.00	SFD	1.00	1.00	1.00	\$26.68	\$26.68	
312 131 79 00	1.00	SFD	1.00	1.00	1.00	\$26.68	\$26.68	
312 131 80 00	1.00	SFD	1.00	1.00	1.00	\$26.68	\$26.68	
312 131 81 00	1.00	SFD	1.00	1.00	1.00	\$26.68	\$26.68	
312 131 82 00	1.00	SFD	1.00	1.00	1.00	\$26.68	\$26.68	
312 131 83 00	1.00	SFD	1.00	1.00	1.00	\$26.68	\$26.68	
312 131 84 00	1.00	SFD	1.00	1.00	1.00	\$26.68	\$26.68	
312 131 85 00	1.00	SFD	1.00	1.00	1.00	\$26.68	\$26.68	
312 131 86 00	1.00	SFD	1.00	1.00	1.00	\$26.68	\$26.68	
312 131 87 00	1.00	SFD	1.00	1.00	1.00	\$26.68	\$26.68	
312 131 89 00	1.00	SFD	1.00	1.00	1.00	\$26.68	\$26.68	
312 131 90 00	1.00	SFD	1.00	1.00	1.00	\$26.68	\$26.68	
312 131 91 00	1.00	SFD	1.00	1.00	1.00	\$26.68	\$26.68	
312 131 92 00	1.00	SFD	1.00	1.00	1.00	\$26.68	\$26.68	
312 131 98 00	1.00	SFD	1.00	1.00	1.00	\$26.68	\$26.68	
312 132 01 00	1.00	SFD	1.00	1.00	1.00	\$26.68	\$26.68	
312 132 02 00	1.00	SFD	1.00	1.00	1.00	\$26.68	\$26.68	
312 132 03 00	1.00	SFD	1.00	1.00	1.00	\$26.68	\$26.68	
312 132 04 00	1.00	SFD	1.00	1.00	1.00	\$26.68	\$26.68	
312 132 05 00	1.00	SFD	1.00	1.00	1.00	\$26.68	\$26.68	
312 132 06 00	1.00	SFD	1.00	1.00	1.00	\$26.68	\$26.68	
312 132 07 00	1.00	SFD	1.00	1.00	1.00	\$26.68	\$26.68	
312 132 08 00	1.00	SFD	1.00	1.00	1.00	\$26.68	\$26.68	
312 132 09 00	1.00	SFD	1.00	1.00	1.00	\$26.68	\$26.68	
312 132 10 00	1.00	SFD	1.00	1.00	1.00	\$26.68	\$26.68	
312 132 11 00	1.00	SFD	1.00	1.00	1.00	\$26.68	\$26.68	
312 132 12 00	1.00	SFD	1.00	1.00	1.00	\$26.68	\$26.68	
312 132 13 00	1.00	SFD	1.00	1.00	1.00	\$26.68	\$26.68	
312 132 14 00	1.00	SFD	1.00	1.00	1.00	\$26.68	\$26.68	
312 132 15 00	1.00	SFD	1.00	1.00	1.00	\$26.68	\$26.68	
312 132 16 00	1.00	SFD	1.00	1.00	1.00	\$26.68	\$26.68	
312 132 17 00	1.00	SFD	1.00	1.00	1.00	\$26.68	\$26.68	
312 132 18 00	1.00	SFD	1.00	1.00	1.00	\$26.68	\$26.68	
312 132 19 00	1.00	SFD	1.00	1.00	1.00	\$26.68	\$26.68	
312 132 20 00	1.00	SFD	1.00	1.00	1.00	\$26.68	\$26.68	
312 132 21 00	1.00	SFD	1.00	1.00	1.00	\$26.68	\$26.68	
312 132 22 00	1.00	SFD	1.00	1.00	1.00	\$26.68	\$26.68	
312 132 23 00	1.00	SFD	1.00	1.00	1.00	\$26.68	\$26.68	
312 132 24 00	1.00	SFD	1.00	1.00	1.00	\$26.68	\$26.68	
312 132 25 00	1.00	SFD	1.00	1.00	1.00	\$26.68	\$26.68	
312 132 26 00	1.00	SFD	1.00	1.00	1.00	\$26.68	\$26.68	
312 132 30 00	1.00	SFD	1.00	1.00	1.00	\$26.68	\$26.68	

EXHIBIT C - Assessment Roll (Fiscal Year 2027)

Peñasquitos East Maintenance Assessment District

Parcel Number	Acres/ Units ⁽¹⁾	Land Use ⁽²⁾	Assessment Factors		Total EBU's	Unit Cost (\$/EBU)	FY 2027 ⁽⁴⁾ Assessment	Owner Name
			Land Use ⁽²⁾	Benefit ⁽³⁾				
312 132 31 00	1.00	SFD	1.00	1.00	1.00	\$26.68	\$26.68	
312 132 32 00	1.00	SFD	1.00	1.00	1.00	\$26.68	\$26.68	
312 132 33 00	1.00	SFD	1.00	1.00	1.00	\$26.68	\$26.68	
312 133 01 00	1.00	SFD	1.00	1.00	1.00	\$26.68	\$26.68	
312 133 02 00	1.00	SFD	1.00	1.00	1.00	\$26.68	\$26.68	
312 133 03 00	1.00	SFD	1.00	1.00	1.00	\$26.68	\$26.68	
312 133 04 00	1.00	SFD	1.00	1.00	1.00	\$26.68	\$26.68	
312 133 05 00	1.00	SFD	1.00	1.00	1.00	\$26.68	\$26.68	
312 133 06 00	1.00	SFD	1.00	1.00	1.00	\$26.68	\$26.68	
312 133 07 00	1.00	SFD	1.00	1.00	1.00	\$26.68	\$26.68	
312 133 08 00	1.00	SFD	1.00	1.00	1.00	\$26.68	\$26.68	
312 133 09 00	1.00	SFD	1.00	1.00	1.00	\$26.68	\$26.68	
312 133 10 00	1.00	SFD	1.00	1.00	1.00	\$26.68	\$26.68	
312 133 11 00	1.00	SFD	1.00	1.00	1.00	\$26.68	\$26.68	
312 133 12 00	1.00	SFD	1.00	1.00	1.00	\$26.68	\$26.68	
312 133 13 00	1.00	SFD	1.00	1.00	1.00	\$26.68	\$26.68	
312 133 14 00	1.00	SFD	1.00	1.00	1.00	\$26.68	\$26.68	
312 133 15 00	1.00	SFD	1.00	1.00	1.00	\$26.68	\$26.68	
312 133 16 00	1.00	SFD	1.00	1.00	1.00	\$26.68	\$26.68	
312 133 17 00	1.00	SFD	1.00	1.00	1.00	\$26.68	\$26.68	
312 133 18 00	1.00	SFD	1.00	1.00	1.00	\$26.68	\$26.68	
312 133 19 00	1.00	SFD	1.00	1.00	1.00	\$26.68	\$26.68	
312 133 20 00	1.00	SFD	1.00	1.00	1.00	\$26.68	\$26.68	
312 133 21 00	1.00	SFD	1.00	1.00	1.00	\$26.68	\$26.68	
312 133 22 00	1.00	SFD	1.00	1.00	1.00	\$26.68	\$26.68	
312 133 23 00	1.00	SFD	1.00	1.00	1.00	\$26.68	\$26.68	
312 133 24 00	1.00	SFD	1.00	1.00	1.00	\$26.68	\$26.68	
312 133 25 00	1.00	SFD	1.00	1.00	1.00	\$26.68	\$26.68	
312 133 26 00	1.00	SFD	1.00	1.00	1.00	\$26.68	\$26.68	
312 133 27 00	1.00	SFD	1.00	1.00	1.00	\$26.68	\$26.68	
312 133 28 00	1.00	SFD	1.00	1.00	1.00	\$26.68	\$26.68	
312 133 29 00	1.00	SFD	1.00	1.00	1.00	\$26.68	\$26.68	
312 133 30 00	1.00	SFD	1.00	1.00	1.00	\$26.68	\$26.68	
312 133 31 00	1.00	SFD	1.00	1.00	1.00	\$26.68	\$26.68	
312 133 32 00	1.00	SFD	1.00	1.00	1.00	\$26.68	\$26.68	
312 133 33 00	1.00	SFD	1.00	1.00	1.00	\$26.68	\$26.68	
312 133 34 00	1.00	SFD	1.00	1.00	1.00	\$26.68	\$26.68	
312 133 35 00	1.00	SFD	1.00	1.00	1.00	\$26.68	\$26.68	
312 133 36 00	1.00	SFD	1.00	1.00	1.00	\$26.68	\$26.68	
312 133 37 00	1.00	SFD	1.00	1.00	1.00	\$26.68	\$26.68	
312 133 38 00	1.00	SFD	1.00	1.00	1.00	\$26.68	\$26.68	
312 133 39 00	1.00	SFD	1.00	1.00	1.00	\$26.68	\$26.68	
312 133 40 00	1.00	SFD	1.00	1.00	1.00	\$26.68	\$26.68	
312 133 41 00	1.00	SFD	1.00	1.00	1.00	\$26.68	\$26.68	
312 133 42 00	1.00	SFD	1.00	1.00	1.00	\$26.68	\$26.68	
312 133 43 00	1.00	SFD	1.00	1.00	1.00	\$26.68	\$26.68	
312 133 44 00	1.00	SFD	1.00	1.00	1.00	\$26.68	\$26.68	
312 133 45 00	1.00	SFD	1.00	1.00	1.00	\$26.68	\$26.68	
312 133 46 00	1.00	SFD	1.00	1.00	1.00	\$26.68	\$26.68	
312 133 47 00	1.00	SFD	1.00	1.00	1.00	\$26.68	\$26.68	
312 133 48 00	1.00	SFD	1.00	1.00	1.00	\$26.68	\$26.68	
312 133 49 00	1.00	SFD	1.00	1.00	1.00	\$26.68	\$26.68	
312 133 50 00	1.00	SFD	1.00	1.00	1.00	\$26.68	\$26.68	

EXHIBIT C - Assessment Roll (Fiscal Year 2027)

Peñasquitos East Maintenance Assessment District

Parcel Number	Acres/ Units ⁽¹⁾	Land Use ⁽²⁾	Assessment Factors		Total EBU's	Unit Cost (\$/EBU)	FY 2027 ⁽⁴⁾ Assessment	Owner Name
			Land Use ⁽²⁾	Benefit ⁽³⁾				
312 133 51 00	1.00	SFD	1.00	1.00	1.00	\$26.68	\$26.68	
312 133 52 00	1.00	SFD	1.00	1.00	1.00	\$26.68	\$26.68	
312 133 53 00	1.00	SFD	1.00	1.00	1.00	\$26.68	\$26.68	
312 133 58 00	1.00	SFD	1.00	1.00	1.00	\$26.68	\$26.68	
312 133 59 00	1.00	SFD	1.00	1.00	1.00	\$26.68	\$26.68	
312 133 60 00	1.00	SFD	1.00	1.00	1.00	\$26.68	\$26.68	
312 133 61 00	1.00	SFD	1.00	1.00	1.00	\$26.68	\$26.68	
312 133 62 00	1.00	SFD	1.00	1.00	1.00	\$26.68	\$26.68	
312 133 63 00	1.00	SFD	1.00	1.00	1.00	\$26.68	\$26.68	
312 133 64 00	1.00	SFD	1.00	1.00	1.00	\$26.68	\$26.68	
312 133 66 00	1.00	SFD	1.00	1.00	1.00	\$26.68	\$26.68	
312 133 67 00	1.00	SFD	1.00	1.00	1.00	\$26.68	\$26.68	
312 133 68 00	1.00	SFD	1.00	1.00	1.00	\$26.68	\$26.68	
312 133 69 00	1.00	SFD	1.00	1.00	1.00	\$26.68	\$26.68	
312 133 70 00	1.00	SFD	1.00	1.00	1.00	\$26.68	\$26.68	
312 133 71 00	1.00	SFD	1.00	1.00	1.00	\$26.68	\$26.68	
312 133 72 00	1.00	SFD	1.00	1.00	1.00	\$26.68	\$26.68	
312 133 73 00	1.00	SFD	1.00	1.00	1.00	\$26.68	\$26.68	
312 133 74 00	1.00	SFD	1.00	1.00	1.00	\$26.68	\$26.68	
312 133 75 00	1.00	SFD	1.00	1.00	1.00	\$26.68	\$26.68	
312 133 76 00	1.00	SFD	1.00	1.00	1.00	\$26.68	\$26.68	
312 133 77 00	1.00	SFD	1.00	1.00	1.00	\$26.68	\$26.68	
312 133 78 00	1.00	SFD	1.00	1.00	1.00	\$26.68	\$26.68	
312 133 79 00	1.00	SFD	1.00	1.00	1.00	\$26.68	\$26.68	
312 133 80 00	1.00	SFD	1.00	1.00	1.00	\$26.68	\$26.68	
312 133 81 00	1.00	SFD	1.00	1.00	1.00	\$26.68	\$26.68	
312 133 82 00	1.00	SFD	1.00	1.00	1.00	\$26.68	\$26.68	
312 133 83 00	1.00	SFD	1.00	1.00	1.00	\$26.68	\$26.68	
312 133 84 00	1.00	SFD	1.00	1.00	1.00	\$26.68	\$26.68	
312 171 01 00	1.00	SFD	1.00	1.00	1.00	\$26.68	\$26.68	
312 171 02 00	1.00	SFD	1.00	1.00	1.00	\$26.68	\$26.68	
312 171 03 00	1.00	SFD	1.00	1.00	1.00	\$26.68	\$26.68	
312 171 04 00	1.00	SFD	1.00	1.00	1.00	\$26.68	\$26.68	
312 171 05 00	1.00	SFD	1.00	1.00	1.00	\$26.68	\$26.68	
312 171 06 00	1.00	SFD	1.00	1.00	1.00	\$26.68	\$26.68	
312 171 07 00	1.00	SFD	1.00	1.00	1.00	\$26.68	\$26.68	
312 171 08 00	1.00	SFD	1.00	1.00	1.00	\$26.68	\$26.68	
312 171 09 00	1.00	SFD	1.00	1.00	1.00	\$26.68	\$26.68	
312 171 10 00	1.00	SFD	1.00	1.00	1.00	\$26.68	\$26.68	
312 171 11 00	1.00	SFD	1.00	1.00	1.00	\$26.68	\$26.68	
312 171 12 00	1.00	SFD	1.00	1.00	1.00	\$26.68	\$26.68	
312 171 13 00	1.00	SFD	1.00	1.00	1.00	\$26.68	\$26.68	
312 171 14 00	1.00	SFD	1.00	1.00	1.00	\$26.68	\$26.68	
312 171 15 00	1.00	SFD	1.00	1.00	1.00	\$26.68	\$26.68	
312 171 16 00	1.00	SFD	1.00	1.00	1.00	\$26.68	\$26.68	
312 171 17 00	1.00	SFD	1.00	1.00	1.00	\$26.68	\$26.68	
312 171 18 00	1.00	SFD	1.00	1.00	1.00	\$26.68	\$26.68	
312 171 19 00	1.00	SFD	1.00	1.00	1.00	\$26.68	\$26.68	
312 171 20 00	1.00	SFD	1.00	1.00	1.00	\$26.68	\$26.68	
312 171 21 00	1.00	SFD	1.00	1.00	1.00	\$26.68	\$26.68	
312 171 22 00	1.00	SFD	1.00	1.00	1.00	\$26.68	\$26.68	
312 171 23 00	1.00	SFD	1.00	1.00	1.00	\$26.68	\$26.68	
312 171 24 00	1.00	SFD	1.00	1.00	1.00	\$26.68	\$26.68	

EXHIBIT C - Assessment Roll (Fiscal Year 2027)

Peñasquitos East Maintenance Assessment District

Parcel Number	Acres/ Units ⁽¹⁾	Land Use ⁽²⁾	Assessment Factors		Total EBU's	Unit Cost (\$/EBU)	FY 2027 ⁽⁴⁾ Assessment	Owner Name
			Land Use ⁽²⁾	Benefit ⁽³⁾				
312 171 25 00	1.00	SFD	1.00	1.00	1.00	\$26.68	\$26.68	
312 171 26 00	1.00	SFD	1.00	1.00	1.00	\$26.68	\$26.68	
312 171 27 00	1.00	SFD	1.00	1.00	1.00	\$26.68	\$26.68	
312 171 28 00	1.00	SFD	1.00	1.00	1.00	\$26.68	\$26.68	
312 171 29 00	1.00	SFD	1.00	1.00	1.00	\$26.68	\$26.68	
312 171 30 00	1.00	SFD	1.00	1.00	1.00	\$26.68	\$26.68	
312 171 31 00	1.00	SFD	1.00	1.00	1.00	\$26.68	\$26.68	
312 171 32 00	1.00	SFD	1.00	1.00	1.00	\$26.68	\$26.68	
312 171 33 00	1.00	SFD	1.00	1.00	1.00	\$26.68	\$26.68	
312 171 34 00	1.00	SFD	1.00	1.00	1.00	\$26.68	\$26.68	
312 171 35 00	1.00	SFD	1.00	1.00	1.00	\$26.68	\$26.68	
312 171 36 00	1.00	SFD	1.00	1.00	1.00	\$26.68	\$26.68	
312 171 37 00	1.00	SFD	1.00	1.00	1.00	\$26.68	\$26.68	
312 171 38 00	1.00	SFD	1.00	1.00	1.00	\$26.68	\$26.68	
312 171 39 00	1.00	SFD	1.00	1.00	1.00	\$26.68	\$26.68	
312 171 40 00	1.00	SFD	1.00	1.00	1.00	\$26.68	\$26.68	
312 171 41 00	1.00	SFD	1.00	1.00	1.00	\$26.68	\$26.68	
312 171 42 00	1.00	SFD	1.00	1.00	1.00	\$26.68	\$26.68	
312 171 43 00	1.00	SFD	1.00	1.00	1.00	\$26.68	\$26.68	
312 171 44 00	1.00	SFD	1.00	1.00	1.00	\$26.68	\$26.68	
312 171 45 00	1.00	SFD	1.00	1.00	1.00	\$26.68	\$26.68	
312 171 46 00	1.00	SFD	1.00	1.00	1.00	\$26.68	\$26.68	
312 171 47 00	1.00	SFD	1.00	1.00	1.00	\$26.68	\$26.68	
312 171 48 00	1.00	SFD	1.00	1.00	1.00	\$26.68	\$26.68	
312 171 49 00	1.00	SFD	1.00	1.00	1.00	\$26.68	\$26.68	
312 171 50 00	1.00	SFD	1.00	1.00	1.00	\$26.68	\$26.68	
312 171 51 00	1.00	SFD	1.00	1.00	1.00	\$26.68	\$26.68	
312 171 52 00	1.00	SFD	1.00	1.00	1.00	\$26.68	\$26.68	
312 171 53 00	1.00	SFD	1.00	1.00	1.00	\$26.68	\$26.68	
312 171 54 00	1.00	SFD	1.00	1.00	1.00	\$26.68	\$26.68	
312 172 01 00	1.00	SFD	1.00	1.00	1.00	\$26.68	\$26.68	
312 172 02 00	1.00	SFD	1.00	1.00	1.00	\$26.68	\$26.68	
312 172 03 00	1.00	SFD	1.00	1.00	1.00	\$26.68	\$26.68	
312 172 04 00	1.00	SFD	1.00	1.00	1.00	\$26.68	\$26.68	
312 172 05 00	1.00	SFD	1.00	1.00	1.00	\$26.68	\$26.68	
312 172 06 00	1.00	SFD	1.00	1.00	1.00	\$26.68	\$26.68	
312 172 07 00	1.00	SFD	1.00	1.00	1.00	\$26.68	\$26.68	
312 172 08 00	1.00	SFD	1.00	1.00	1.00	\$26.68	\$26.68	
312 172 09 00	1.00	SFD	1.00	1.00	1.00	\$26.68	\$26.68	
312 172 10 00	1.00	SFD	1.00	1.00	1.00	\$26.68	\$26.68	
312 172 11 00	1.00	SFD	1.00	1.00	1.00	\$26.68	\$26.68	
312 172 12 00	1.00	SFD	1.00	1.00	1.00	\$26.68	\$26.68	
312 172 13 00	1.00	SFD	1.00	1.00	1.00	\$26.68	\$26.68	
312 172 14 00	1.00	SFD	1.00	1.00	1.00	\$26.68	\$26.68	
312 172 15 00	1.00	SFD	1.00	1.00	1.00	\$26.68	\$26.68	
312 172 16 00	1.00	SFD	1.00	1.00	1.00	\$26.68	\$26.68	
312 172 17 00	1.00	SFD	1.00	1.00	1.00	\$26.68	\$26.68	
312 172 18 00	1.00	SFD	1.00	1.00	1.00	\$26.68	\$26.68	
312 172 19 00	1.00	SFD	1.00	1.00	1.00	\$26.68	\$26.68	
312 172 20 00	1.00	SFD	1.00	1.00	1.00	\$26.68	\$26.68	
312 172 21 00	1.00	SFD	1.00	1.00	1.00	\$26.68	\$26.68	
312 172 22 00	1.00	SFD	1.00	1.00	1.00	\$26.68	\$26.68	
312 172 23 00	1.00	SFD	1.00	1.00	1.00	\$26.68	\$26.68	

EXHIBIT C - Assessment Roll (Fiscal Year 2027)

Peñasquitos East Maintenance Assessment District

Parcel Number	Acres/ Units ⁽¹⁾	Land Use ⁽²⁾	Assessment Factors		Total EBU's	Unit Cost (\$/EBU)	FY 2027 ⁽⁴⁾ Assessment	Owner Name
			Land Use ⁽²⁾	Benefit ⁽³⁾				
312 172 24 00	1.00	SFD	1.00	1.00	1.00	\$26.68	\$26.68	
312 172 25 00	1.00	SFD	1.00	1.00	1.00	\$26.68	\$26.68	
312 172 26 00	5.18	OSP	0.00	0.30	0.00	\$26.68	\$0.00	
312 181 01 00	1.00	SFD	1.00	1.00	1.00	\$26.68	\$26.68	
312 181 02 00	1.00	SFD	1.00	1.00	1.00	\$26.68	\$26.68	
312 181 03 00	1.00	SFD	1.00	1.00	1.00	\$26.68	\$26.68	
312 181 04 00	1.00	SFD	1.00	1.00	1.00	\$26.68	\$26.68	
312 181 05 00	1.00	SFD	1.00	1.00	1.00	\$26.68	\$26.68	
312 181 06 00	1.00	SFD	1.00	1.00	1.00	\$26.68	\$26.68	
312 181 07 00	1.00	SFD	1.00	1.00	1.00	\$26.68	\$26.68	
312 181 08 00	1.00	SFD	1.00	1.00	1.00	\$26.68	\$26.68	
312 181 09 00	1.00	SFD	1.00	1.00	1.00	\$26.68	\$26.68	
312 181 10 00	1.00	SFD	1.00	1.00	1.00	\$26.68	\$26.68	
312 181 11 00	1.00	SFD	1.00	1.00	1.00	\$26.68	\$26.68	
312 181 12 00	1.00	SFD	1.00	1.00	1.00	\$26.68	\$26.68	
312 181 13 00	1.00	SFD	1.00	1.00	1.00	\$26.68	\$26.68	
312 181 14 00	1.00	SFD	1.00	1.00	1.00	\$26.68	\$26.68	
312 181 15 00	1.00	SFD	1.00	1.00	1.00	\$26.68	\$26.68	
312 181 16 00	1.00	SFD	1.00	1.00	1.00	\$26.68	\$26.68	
312 181 17 00	1.00	SFD	1.00	1.00	1.00	\$26.68	\$26.68	
312 181 18 00	1.00	SFD	1.00	1.00	1.00	\$26.68	\$26.68	
312 181 19 00	1.00	SFD	1.00	1.00	1.00	\$26.68	\$26.68	
312 181 20 00	1.00	SFD	1.00	1.00	1.00	\$26.68	\$26.68	
312 181 21 00	1.00	SFD	1.00	1.00	1.00	\$26.68	\$26.68	
312 181 22 00	1.00	SFD	1.00	1.00	1.00	\$26.68	\$26.68	
312 181 23 00	1.00	SFD	1.00	1.00	1.00	\$26.68	\$26.68	
312 181 24 00	1.00	SFD	1.00	1.00	1.00	\$26.68	\$26.68	
312 181 25 00	1.00	SFD	1.00	1.00	1.00	\$26.68	\$26.68	
312 181 26 00	1.00	SFD	1.00	1.00	1.00	\$26.68	\$26.68	
312 181 27 00	1.00	SFD	1.00	1.00	1.00	\$26.68	\$26.68	
312 181 28 00	1.00	SFD	1.00	1.00	1.00	\$26.68	\$26.68	
312 181 29 00	1.00	SFD	1.00	1.00	1.00	\$26.68	\$26.68	
312 181 30 00	1.00	SFD	1.00	1.00	1.00	\$26.68	\$26.68	
312 181 31 00	1.00	SFD	1.00	1.00	1.00	\$26.68	\$26.68	
312 181 32 00	1.00	SFD	1.00	1.00	1.00	\$26.68	\$26.68	
312 181 33 00	1.00	SFD	1.00	1.00	1.00	\$26.68	\$26.68	
312 181 34 00	1.00	SFD	1.00	1.00	1.00	\$26.68	\$26.68	
312 181 35 00	1.00	SFD	1.00	1.00	1.00	\$26.68	\$26.68	
312 181 36 00	1.00	SFD	1.00	1.00	1.00	\$26.68	\$26.68	
312 181 37 00	1.00	SFD	1.00	1.00	1.00	\$26.68	\$26.68	
312 181 38 00	1.00	SFD	1.00	1.00	1.00	\$26.68	\$26.68	
312 181 39 00	1.00	SFD	1.00	1.00	1.00	\$26.68	\$26.68	
312 181 40 00	1.00	SFD	1.00	1.00	1.00	\$26.68	\$26.68	
312 181 41 00	1.00	SFD	1.00	1.00	1.00	\$26.68	\$26.68	
312 181 42 00	1.00	SFD	1.00	1.00	1.00	\$26.68	\$26.68	
312 181 43 00	1.00	SFD	1.00	1.00	1.00	\$26.68	\$26.68	
312 181 44 00	1.00	SFD	1.00	1.00	1.00	\$26.68	\$26.68	
312 181 45 00	1.00	SFD	1.00	1.00	1.00	\$26.68	\$26.68	
312 181 46 00	1.00	SFD	1.00	1.00	1.00	\$26.68	\$26.68	
312 181 47 00	1.00	SFD	1.00	1.00	1.00	\$26.68	\$26.68	
312 181 48 00	1.00	SFD	1.00	1.00	1.00	\$26.68	\$26.68	
312 181 49 00	1.00	SFD	1.00	1.00	1.00	\$26.68	\$26.68	
312 181 50 00	1.00	SFD	1.00	1.00	1.00	\$26.68	\$26.68	

EXHIBIT C - Assessment Roll (Fiscal Year 2027)

Peñasquitos East Maintenance Assessment District

Parcel Number	Acres/ Units ⁽¹⁾	Land Use ⁽²⁾	Assessment Factors		Total EBU	Unit Cost (\$/EBU)	FY 2027 ⁽⁴⁾ Assessment	Owner Name
			Land Use ⁽²⁾	Benefit ⁽³⁾				
312 181 51 00	1.00	SFD	1.00	1.00	1.00	\$26.68	\$26.68	
312 181 52 00	1.00	SFD	1.00	1.00	1.00	\$26.68	\$26.68	
312 181 53 00	1.00	SFD	1.00	1.00	1.00	\$26.68	\$26.68	
312 181 54 00	1.00	SFD	1.00	1.00	1.00	\$26.68	\$26.68	
312 181 55 00	1.00	SFD	1.00	1.00	1.00	\$26.68	\$26.68	
312 181 56 00	1.00	SFD	1.00	1.00	1.00	\$26.68	\$26.68	
312 181 57 00	1.00	SFD	1.00	1.00	1.00	\$26.68	\$26.68	
312 181 58 00	1.00	SFD	1.00	1.00	1.00	\$26.68	\$26.68	
312 181 59 00	1.00	SFD	1.00	1.00	1.00	\$26.68	\$26.68	
312 181 60 00	1.00	SFD	1.00	1.00	1.00	\$26.68	\$26.68	
312 181 61 00	1.00	SFD	1.00	1.00	1.00	\$26.68	\$26.68	
312 181 62 00	1.00	SFD	1.00	1.00	1.00	\$26.68	\$26.68	
312 181 63 00	1.00	SFD	1.00	1.00	1.00	\$26.68	\$26.68	
312 181 64 00	1.00	SFD	1.00	1.00	1.00	\$26.68	\$26.68	
312 181 65 00	1.00	SFD	1.00	1.00	1.00	\$26.68	\$26.68	
312 181 66 00	1.00	SFD	1.00	1.00	1.00	\$26.68	\$26.68	
312 181 67 00	1.00	SFD	1.00	1.00	1.00	\$26.68	\$26.68	
312 181 68 00	1.00	SFD	1.00	1.00	1.00	\$26.68	\$26.68	
312 181 69 00	1.00	SFD	1.00	1.00	1.00	\$26.68	\$26.68	
312 181 70 00	1.00	SFD	1.00	1.00	1.00	\$26.68	\$26.68	
312 181 71 00	1.00	SFD	1.00	1.00	1.00	\$26.68	\$26.68	
312 181 72 00	1.00	SFD	1.00	1.00	1.00	\$26.68	\$26.68	
312 181 73 00	1.00	SFD	1.00	1.00	1.00	\$26.68	\$26.68	
312 181 74 00	1.00	SFD	1.00	1.00	1.00	\$26.68	\$26.68	
312 181 75 00	1.00	SFD	1.00	1.00	1.00	\$26.68	\$26.68	
312 181 76 00	1.00	SFD	1.00	1.00	1.00	\$26.68	\$26.68	
312 181 77 00	1.24	OSP	0.00	0.30	0.00	\$26.68	\$0.00	
312 182 01 00	1.00	SFD	1.00	1.00	1.00	\$26.68	\$26.68	
312 182 02 00	1.00	SFD	1.00	1.00	1.00	\$26.68	\$26.68	
312 182 03 00	1.00	SFD	1.00	1.00	1.00	\$26.68	\$26.68	
312 182 04 00	1.00	SFD	1.00	1.00	1.00	\$26.68	\$26.68	
312 182 05 00	1.00	SFD	1.00	1.00	1.00	\$26.68	\$26.68	
312 182 06 00	1.00	SFD	1.00	1.00	1.00	\$26.68	\$26.68	
312 182 07 00	1.00	SFD	1.00	1.00	1.00	\$26.68	\$26.68	
312 182 08 00	1.00	SFD	1.00	1.00	1.00	\$26.68	\$26.68	
312 182 09 00	1.00	SFD	1.00	1.00	1.00	\$26.68	\$26.68	
312 182 10 00	1.00	SFD	1.00	1.00	1.00	\$26.68	\$26.68	
312 182 11 00	1.00	SFD	1.00	1.00	1.00	\$26.68	\$26.68	
312 182 12 00	1.00	SFD	1.00	1.00	1.00	\$26.68	\$26.68	
312 182 13 00	1.00	SFD	1.00	1.00	1.00	\$26.68	\$26.68	
312 182 14 00	1.00	SFD	1.00	1.00	1.00	\$26.68	\$26.68	
312 182 15 00	1.00	SFD	1.00	1.00	1.00	\$26.68	\$26.68	
312 182 16 00	1.00	SFD	1.00	1.00	1.00	\$26.68	\$26.68	
312 182 17 00	1.00	SFD	1.00	1.00	1.00	\$26.68	\$26.68	
312 182 18 00	1.00	SFD	1.00	1.00	1.00	\$26.68	\$26.68	
312 182 19 00	1.00	SFD	1.00	1.00	1.00	\$26.68	\$26.68	
312 182 20 00	1.00	SFD	1.00	1.00	1.00	\$26.68	\$26.68	
312 182 21 00	1.00	SFD	1.00	1.00	1.00	\$26.68	\$26.68	
312 182 22 00	1.00	SFD	1.00	1.00	1.00	\$26.68	\$26.68	
312 182 23 00	1.00	SFD	1.00	1.00	1.00	\$26.68	\$26.68	
312 182 24 00	1.00	SFD	1.00	1.00	1.00	\$26.68	\$26.68	
312 182 25 00	1.00	SFD	1.00	1.00	1.00	\$26.68	\$26.68	
312 182 26 00	1.00	SFD	1.00	1.00	1.00	\$26.68	\$26.68	

EXHIBIT C - Assessment Roll (Fiscal Year 2027)

Peñasquitos East Maintenance Assessment District

Parcel Number	Acres/ Units ⁽¹⁾	Land Use ⁽²⁾	Assessment Factors		Total EBU's	Unit Cost (\$/EBU)	FY 2027 ⁽⁴⁾ Assessment	Owner Name
			Land Use ⁽²⁾	Benefit ⁽³⁾				
312 182 27 00	1.00	SFD	1.00	1.00	1.00	\$26.68	\$26.68	
312 182 28 00	1.00	SFD	1.00	1.00	1.00	\$26.68	\$26.68	
312 182 29 00	1.00	SFD	1.00	1.00	1.00	\$26.68	\$26.68	
312 182 30 00	1.00	SFD	1.00	1.00	1.00	\$26.68	\$26.68	
312 182 31 00	1.00	SFD	1.00	1.00	1.00	\$26.68	\$26.68	
312 182 32 00	1.00	SFD	1.00	1.00	1.00	\$26.68	\$26.68	
312 182 33 00	1.00	SFD	1.00	1.00	1.00	\$26.68	\$26.68	
312 182 34 00	1.00	SFD	1.00	1.00	1.00	\$26.68	\$26.68	
312 182 35 00	1.00	SFD	1.00	1.00	1.00	\$26.68	\$26.68	
312 182 36 00	1.00	SFD	1.00	1.00	1.00	\$26.68	\$26.68	
312 182 37 00	1.00	SFD	1.00	1.00	1.00	\$26.68	\$26.68	
312 182 38 00	1.00	SFD	1.00	1.00	1.00	\$26.68	\$26.68	
312 182 39 00	1.00	SFD	1.00	1.00	1.00	\$26.68	\$26.68	
312 182 40 00	1.00	SFD	1.00	1.00	1.00	\$26.68	\$26.68	
312 182 41 00	1.00	SFD	1.00	1.00	1.00	\$26.68	\$26.68	
312 182 42 00	1.00	SFD	1.00	1.00	1.00	\$26.68	\$26.68	
312 182 43 00	1.00	SFD	1.00	1.00	1.00	\$26.68	\$26.68	
312 182 44 00	1.00	SFD	1.00	1.00	1.00	\$26.68	\$26.68	
312 182 45 00	1.00	SFD	1.00	1.00	1.00	\$26.68	\$26.68	
312 182 46 00	1.00	SFD	1.00	1.00	1.00	\$26.68	\$26.68	
312 182 47 00	1.00	SFD	1.00	1.00	1.00	\$26.68	\$26.68	
312 182 48 00	1.00	SFD	1.00	1.00	1.00	\$26.68	\$26.68	
312 182 49 00	1.00	SFD	1.00	1.00	1.00	\$26.68	\$26.68	
312 182 50 00	1.00	SFD	1.00	1.00	1.00	\$26.68	\$26.68	
312 182 51 00	1.00	SFD	1.00	1.00	1.00	\$26.68	\$26.68	
312 182 52 00	1.00	SFD	1.00	1.00	1.00	\$26.68	\$26.68	
312 182 53 00	1.00	SFD	1.00	1.00	1.00	\$26.68	\$26.68	
312 182 54 00	1.00	SFD	1.00	1.00	1.00	\$26.68	\$26.68	
312 182 55 00	1.00	SFD	1.00	1.00	1.00	\$26.68	\$26.68	
312 182 56 00	4.01	OSP	0.00	0.30	0.00	\$26.68	\$0.00	
312 182 58 00	1.00	SFD	1.00	1.00	1.00	\$26.68	\$26.68	
312 182 59 00	1.00	SFD	1.00	1.00	1.00	\$26.68	\$26.68	
312 182 60 00	1.00	SFD	1.00	1.00	1.00	\$26.68	\$26.68	
312 182 61 00	1.00	SFD	1.00	1.00	1.00	\$26.68	\$26.68	
312 191 01 00	1.00	SFD	1.00	1.00	1.00	\$26.68	\$26.68	
312 191 02 00	1.00	SFD	1.00	1.00	1.00	\$26.68	\$26.68	
312 191 03 00	1.00	SFD	1.00	1.00	1.00	\$26.68	\$26.68	
312 191 04 00	1.00	SFD	1.00	1.00	1.00	\$26.68	\$26.68	
312 191 05 00	1.00	SFD	1.00	1.00	1.00	\$26.68	\$26.68	
312 191 06 00	1.00	SFD	1.00	1.00	1.00	\$26.68	\$26.68	
312 191 07 00	1.00	SFD	1.00	1.00	1.00	\$26.68	\$26.68	
312 191 08 00	1.00	SFD	1.00	1.00	1.00	\$26.68	\$26.68	
312 191 09 00	1.00	SFD	1.00	1.00	1.00	\$26.68	\$26.68	
312 191 10 00	1.00	SFD	1.00	1.00	1.00	\$26.68	\$26.68	
312 191 11 00	1.00	SFD	1.00	1.00	1.00	\$26.68	\$26.68	
312 191 12 00	1.00	SFD	1.00	1.00	1.00	\$26.68	\$26.68	
312 191 13 00	1.00	SFD	1.00	1.00	1.00	\$26.68	\$26.68	
312 191 14 00	1.00	SFD	1.00	1.00	1.00	\$26.68	\$26.68	
312 191 15 00	1.00	SFD	1.00	1.00	1.00	\$26.68	\$26.68	
312 191 16 00	1.00	SFD	1.00	1.00	1.00	\$26.68	\$26.68	
312 191 17 00	1.00	SFD	1.00	1.00	1.00	\$26.68	\$26.68	
312 191 18 00	1.00	SFD	1.00	1.00	1.00	\$26.68	\$26.68	
312 191 19 00	1.00	SFD	1.00	1.00	1.00	\$26.68	\$26.68	

EXHIBIT C - Assessment Roll (Fiscal Year 2027)

Peñasquitos East Maintenance Assessment District

Parcel Number	Acres/ Units ⁽¹⁾	Land Use ⁽²⁾	Assessment Factors		Total EBU's	Unit Cost (\$/EBU)	FY 2027 ⁽⁴⁾ Assessment	Owner Name
			Land Use ⁽²⁾	Benefit ⁽³⁾				
312 191 20 00	1.00	SFD	1.00	1.00	1.00	\$26.68	\$26.68	
312 191 21 00	1.00	SFD	1.00	1.00	1.00	\$26.68	\$26.68	
312 191 22 00	1.00	SFD	1.00	1.00	1.00	\$26.68	\$26.68	
312 191 23 00	1.00	SFD	1.00	1.00	1.00	\$26.68	\$26.68	
312 191 24 00	1.00	SFD	1.00	1.00	1.00	\$26.68	\$26.68	
312 191 25 00	1.00	SFD	1.00	1.00	1.00	\$26.68	\$26.68	
312 191 26 00	1.00	SFD	1.00	1.00	1.00	\$26.68	\$26.68	
312 191 27 00	1.00	SFD	1.00	1.00	1.00	\$26.68	\$26.68	
312 191 28 00	1.00	SFD	1.00	1.00	1.00	\$26.68	\$26.68	
312 191 29 00	1.00	SFD	1.00	1.00	1.00	\$26.68	\$26.68	
312 191 30 00	1.00	SFD	1.00	1.00	1.00	\$26.68	\$26.68	
312 191 31 00	1.00	SFD	1.00	1.00	1.00	\$26.68	\$26.68	
312 191 32 00	1.00	SFD	1.00	1.00	1.00	\$26.68	\$26.68	
312 191 33 00	1.00	SFD	1.00	1.00	1.00	\$26.68	\$26.68	
312 191 34 00	1.00	SFD	1.00	1.00	1.00	\$26.68	\$26.68	
312 191 35 00	1.00	SFD	1.00	1.00	1.00	\$26.68	\$26.68	
312 191 36 00	1.00	SFD	1.00	1.00	1.00	\$26.68	\$26.68	
312 191 37 00	1.00	SFD	1.00	1.00	1.00	\$26.68	\$26.68	
312 191 38 00	1.00	SFD	1.00	1.00	1.00	\$26.68	\$26.68	
312 191 39 00	1.00	SFD	1.00	1.00	1.00	\$26.68	\$26.68	
312 191 40 00	1.00	SFD	1.00	1.00	1.00	\$26.68	\$26.68	
312 191 41 00	1.00	SFD	1.00	1.00	1.00	\$26.68	\$26.68	
312 191 42 00	1.00	SFD	1.00	1.00	1.00	\$26.68	\$26.68	
312 191 43 00	1.00	SFD	1.00	1.00	1.00	\$26.68	\$26.68	
312 192 01 00	1.00	SFD	1.00	1.00	1.00	\$26.68	\$26.68	
312 192 02 00	1.00	SFD	1.00	1.00	1.00	\$26.68	\$26.68	
312 192 09 00	1.00	SFD	1.00	1.00	1.00	\$26.68	\$26.68	
312 192 10 00	1.00	SFD	1.00	1.00	1.00	\$26.68	\$26.68	
312 192 11 00	1.00	SFD	1.00	1.00	1.00	\$26.68	\$26.68	
312 192 12 00	1.00	SFD	1.00	1.00	1.00	\$26.68	\$26.68	
312 192 13 00	1.00	SFD	1.00	1.00	1.00	\$26.68	\$26.68	
312 192 14 00	1.00	SFD	1.00	1.00	1.00	\$26.68	\$26.68	
312 192 15 00	1.00	SFD	1.00	1.00	1.00	\$26.68	\$26.68	
312 192 16 00	1.00	SFD	1.00	1.00	1.00	\$26.68	\$26.68	
312 192 17 00	1.00	SFD	1.00	1.00	1.00	\$26.68	\$26.68	
312 192 18 00	1.00	SFD	1.00	1.00	1.00	\$26.68	\$26.68	
312 192 19 00	1.00	SFD	1.00	1.00	1.00	\$26.68	\$26.68	
312 192 20 00	1.00	SFD	1.00	1.00	1.00	\$26.68	\$26.68	
312 192 21 00	1.00	SFD	1.00	1.00	1.00	\$26.68	\$26.68	
312 192 22 00	1.00	SFD	1.00	1.00	1.00	\$26.68	\$26.68	
312 192 23 00	1.00	SFD	1.00	1.00	1.00	\$26.68	\$26.68	
312 192 24 00	1.00	SFD	1.00	1.00	1.00	\$26.68	\$26.68	
312 192 25 00	1.00	SFD	1.00	1.00	1.00	\$26.68	\$26.68	
312 192 26 00	1.00	SFD	1.00	1.00	1.00	\$26.68	\$26.68	
312 192 27 00	1.00	SFD	1.00	1.00	1.00	\$26.68	\$26.68	
312 192 28 00	1.00	SFD	1.00	1.00	1.00	\$26.68	\$26.68	
312 192 29 00	1.00	SFD	1.00	1.00	1.00	\$26.68	\$26.68	
312 192 30 00	1.00	SFD	1.00	1.00	1.00	\$26.68	\$26.68	
312 192 31 00	1.00	SFD	1.00	1.00	1.00	\$26.68	\$26.68	
312 192 32 00	1.00	SFD	1.00	1.00	1.00	\$26.68	\$26.68	
312 192 33 00	1.00	SFD	1.00	1.00	1.00	\$26.68	\$26.68	
312 192 41 00	1.00	SFD	1.00	1.00	1.00	\$26.68	\$26.68	
312 192 42 00	1.00	SFD	1.00	1.00	1.00	\$26.68	\$26.68	

EXHIBIT C - Assessment Roll (Fiscal Year 2027)

Peñasquitos East Maintenance Assessment District

Parcel Number	Acres/ Units ⁽¹⁾	Land Use ⁽²⁾	Assessment Factors		Total EBU's	Unit Cost (\$/EBU)	FY 2027 ⁽⁴⁾ Assessment	Owner Name
			Land Use ⁽²⁾	Benefit ⁽³⁾				
312 192 43 00	1.00	SFD	1.00	1.00	1.00	\$26.68	\$26.68	
312 192 45 00	1.00	SFD	1.00	1.00	1.00	\$26.68	\$26.68	
312 192 48 00	1.00	SFD	1.00	1.00	1.00	\$26.68	\$26.68	
312 192 51 00	1.00	SFD	1.00	1.00	1.00	\$26.68	\$26.68	
312 192 54 00	1.00	SFD	1.00	1.00	1.00	\$26.68	\$26.68	
312 192 57 00	1.00	SFD	1.00	1.00	1.00	\$26.68	\$26.68	
312 192 60 00	1.00	SFD	1.00	1.00	1.00	\$26.68	\$26.68	
312 192 63 00	1.00	SFD	1.00	1.00	1.00	\$26.68	\$26.68	
312 192 64 00	1.00	SFD	1.00	1.00	1.00	\$26.68	\$26.68	
312 192 66 00	1.00	SFD	1.00	1.00	1.00	\$26.68	\$26.68	
312 192 67 00	1.00	SFD	1.00	1.00	1.00	\$26.68	\$26.68	
312 192 68 00	1.00	SFD	1.00	1.00	1.00	\$26.68	\$26.68	
312 192 69 00	1.00	SFD	1.00	1.00	1.00	\$26.68	\$26.68	
312 193 01 00	1.00	SFD	1.00	1.00	1.00	\$26.68	\$26.68	
312 193 02 00	1.00	SFD	1.00	1.00	1.00	\$26.68	\$26.68	
312 193 03 00	1.00	SFD	1.00	1.00	1.00	\$26.68	\$26.68	
312 193 04 00	1.00	SFD	1.00	1.00	1.00	\$26.68	\$26.68	
312 193 05 00	1.00	SFD	1.00	1.00	1.00	\$26.68	\$26.68	
312 193 06 00	1.00	SFD	1.00	1.00	1.00	\$26.68	\$26.68	
312 193 07 00	1.00	SFD	1.00	1.00	1.00	\$26.68	\$26.68	
312 193 08 00	1.00	SFD	1.00	1.00	1.00	\$26.68	\$26.68	
312 193 09 00	1.00	SFD	1.00	1.00	1.00	\$26.68	\$26.68	
312 193 10 00	1.00	SFD	1.00	1.00	1.00	\$26.68	\$26.68	
312 193 11 00	1.00	SFD	1.00	1.00	1.00	\$26.68	\$26.68	
312 193 12 00	1.00	SFD	1.00	1.00	1.00	\$26.68	\$26.68	
312 193 13 00	1.00	SFD	1.00	1.00	1.00	\$26.68	\$26.68	
312 193 14 00	1.00	SFD	1.00	1.00	1.00	\$26.68	\$26.68	
312 193 15 00	1.00	SFD	1.00	1.00	1.00	\$26.68	\$26.68	
312 193 16 00	1.00	SFD	1.00	1.00	1.00	\$26.68	\$26.68	
312 193 17 00	1.00	SFD	1.00	1.00	1.00	\$26.68	\$26.68	
312 193 18 00	1.00	SFD	1.00	1.00	1.00	\$26.68	\$26.68	
312 193 19 00	1.00	SFD	1.00	1.00	1.00	\$26.68	\$26.68	
312 193 20 00	1.00	SFD	1.00	1.00	1.00	\$26.68	\$26.68	
312 193 21 00	1.00	SFD	1.00	1.00	1.00	\$26.68	\$26.68	
312 193 22 00	1.00	SFD	1.00	1.00	1.00	\$26.68	\$26.68	
312 194 01 00	1.00	SFD	1.00	1.00	1.00	\$26.68	\$26.68	
312 194 02 00	1.00	SFD	1.00	1.00	1.00	\$26.68	\$26.68	
312 194 03 00	1.00	SFD	1.00	1.00	1.00	\$26.68	\$26.68	
312 194 04 00	1.00	SFD	1.00	1.00	1.00	\$26.68	\$26.68	
312 194 05 00	1.00	SFD	1.00	1.00	1.00	\$26.68	\$26.68	
312 194 06 00	1.00	SFD	1.00	1.00	1.00	\$26.68	\$26.68	
312 194 07 00	1.00	SFD	1.00	1.00	1.00	\$26.68	\$26.68	
312 194 08 00	1.00	SFD	1.00	1.00	1.00	\$26.68	\$26.68	
312 194 09 00	1.00	SFD	1.00	1.00	1.00	\$26.68	\$26.68	
312 195 01 00	1.00	SFD	1.00	1.00	1.00	\$26.68	\$26.68	
312 195 02 00	1.00	SFD	1.00	1.00	1.00	\$26.68	\$26.68	
312 195 03 00	1.00	SFD	1.00	1.00	1.00	\$26.68	\$26.68	
312 195 04 00	1.00	SFD	1.00	1.00	1.00	\$26.68	\$26.68	
312 195 05 00	1.00	SFD	1.00	1.00	1.00	\$26.68	\$26.68	
312 195 06 00	1.00	SFD	1.00	1.00	1.00	\$26.68	\$26.68	
312 195 07 00	1.00	SFD	1.00	1.00	1.00	\$26.68	\$26.68	
312 195 08 00	1.00	SFD	1.00	1.00	1.00	\$26.68	\$26.68	
312 195 09 00	1.00	SFD	1.00	1.00	1.00	\$26.68	\$26.68	

EXHIBIT C - Assessment Roll (Fiscal Year 2027)

Peñasquitos East Maintenance Assessment District

Parcel Number	Acres/ Units ⁽¹⁾	Land Use ⁽²⁾	Assessment Factors		Total EBU's	Unit Cost (\$/EBU)	FY 2027 ⁽⁴⁾ Assessment	Owner Name
			Land Use ⁽²⁾	Benefit ⁽³⁾				
312 195 10 00	1.00	SFD	1.00	1.00	1.00	\$26.68	\$26.68	
312 195 11 00	1.00	SFD	1.00	1.00	1.00	\$26.68	\$26.68	
312 195 12 00	1.00	SFD	1.00	1.00	1.00	\$26.68	\$26.68	
312 195 13 00	1.00	SFD	1.00	1.00	1.00	\$26.68	\$26.68	
312 195 14 00	1.00	SFD	1.00	1.00	1.00	\$26.68	\$26.68	
312 195 15 00	1.00	SFD	1.00	1.00	1.00	\$26.68	\$26.68	
312 195 16 00	1.00	SFD	1.00	1.00	1.00	\$26.68	\$26.68	
312 195 17 00	1.00	SFD	1.00	1.00	1.00	\$26.68	\$26.68	
312 195 18 00	1.00	SFD	1.00	1.00	1.00	\$26.68	\$26.68	
312 195 19 00	1.00	SFD	1.00	1.00	1.00	\$26.68	\$26.68	
312 195 20 00	1.00	SFD	1.00	1.00	1.00	\$26.68	\$26.68	
312 195 21 00	1.00	SFD	1.00	1.00	1.00	\$26.68	\$26.68	
312 195 22 00	1.00	SFD	1.00	1.00	1.00	\$26.68	\$26.68	
312 195 23 00	1.00	SFD	1.00	1.00	1.00	\$26.68	\$26.68	
312 195 24 00	1.00	SFD	1.00	1.00	1.00	\$26.68	\$26.68	
312 195 25 00	1.00	SFD	1.00	1.00	1.00	\$26.68	\$26.68	
312 195 26 00	1.00	SFD	1.00	1.00	1.00	\$26.68	\$26.68	
312 195 27 00	1.00	SFD	1.00	1.00	1.00	\$26.68	\$26.68	
312 195 28 00	1.00	SFD	1.00	1.00	1.00	\$26.68	\$26.68	
312 196 01 00	1.00	SFD	1.00	1.00	1.00	\$26.68	\$26.68	
312 196 02 00	1.00	SFD	1.00	1.00	1.00	\$26.68	\$26.68	
312 196 03 00	1.00	SFD	1.00	1.00	1.00	\$26.68	\$26.68	
312 196 04 00	1.00	SFD	1.00	1.00	1.00	\$26.68	\$26.68	
312 196 05 00	1.00	SFD	1.00	1.00	1.00	\$26.68	\$26.68	
312 196 06 00	1.00	SFD	1.00	1.00	1.00	\$26.68	\$26.68	
312 196 07 00	1.00	SFD	1.00	1.00	1.00	\$26.68	\$26.68	
312 196 08 00	1.00	SFD	1.00	1.00	1.00	\$26.68	\$26.68	
312 196 09 00	1.00	SFD	1.00	1.00	1.00	\$26.68	\$26.68	
312 196 10 00	1.00	SFD	1.00	1.00	1.00	\$26.68	\$26.68	
312 196 11 00	1.00	SFD	1.00	1.00	1.00	\$26.68	\$26.68	
312 196 12 00	1.00	SFD	1.00	1.00	1.00	\$26.68	\$26.68	
312 196 13 00	1.00	SFD	1.00	1.00	1.00	\$26.68	\$26.68	
312 196 14 00	1.00	SFD	1.00	1.00	1.00	\$26.68	\$26.68	
312 196 15 00	1.00	SFD	1.00	1.00	1.00	\$26.68	\$26.68	
312 196 16 00	1.00	SFD	1.00	1.00	1.00	\$26.68	\$26.68	
312 196 17 00	1.00	SFD	1.00	1.00	1.00	\$26.68	\$26.68	
312 196 18 00	1.00	SFD	1.00	1.00	1.00	\$26.68	\$26.68	
312 196 19 00	1.00	SFD	1.00	1.00	1.00	\$26.68	\$26.68	
312 196 20 00	1.00	SFD	1.00	1.00	1.00	\$26.68	\$26.68	
312 196 21 00	1.00	SFD	1.00	1.00	1.00	\$26.68	\$26.68	
312 196 22 00	1.00	SFD	1.00	1.00	1.00	\$26.68	\$26.68	
312 196 23 00	1.00	SFD	1.00	1.00	1.00	\$26.68	\$26.68	
312 196 24 00	1.00	SFD	1.00	1.00	1.00	\$26.68	\$26.68	
312 196 25 00	1.00	SFD	1.00	1.00	1.00	\$26.68	\$26.68	
312 196 26 00	1.00	SFD	1.00	1.00	1.00	\$26.68	\$26.68	
312 196 27 00	1.00	SFD	1.00	1.00	1.00	\$26.68	\$26.68	
312 196 28 00	1.00	SFD	1.00	1.00	1.00	\$26.68	\$26.68	
312 196 29 00	1.00	SFD	1.00	1.00	1.00	\$26.68	\$26.68	
312 196 30 00	1.00	SFD	1.00	1.00	1.00	\$26.68	\$26.68	
312 196 31 00	1.00	SFD	1.00	1.00	1.00	\$26.68	\$26.68	
312 196 32 00	1.00	SFD	1.00	1.00	1.00	\$26.68	\$26.68	
312 196 33 00	1.00	SFD	1.00	1.00	1.00	\$26.68	\$26.68	
312 196 34 00	1.00	SFD	1.00	1.00	1.00	\$26.68	\$26.68	

EXHIBIT C - Assessment Roll (Fiscal Year 2027)

Peñasquitos East Maintenance Assessment District

Parcel Number	Acres/Units ⁽¹⁾	Land Use ⁽²⁾	Assessment Factors		Total EBU's	Unit Cost (\$/EBU)	FY 2027 ⁽⁴⁾ Assessment	Owner Name
			Land Use ⁽²⁾	Benefit ⁽³⁾				
312 196 35 00	1.00	SFD	1.00	1.00	1.00	\$26.68	\$26.68	
312 196 36 00	1.00	SFD	1.00	1.00	1.00	\$26.68	\$26.68	
312 196 37 00	1.00	SFD	1.00	1.00	1.00	\$26.68	\$26.68	
312 196 38 00	1.00	SFD	1.00	1.00	1.00	\$26.68	\$26.68	
312 196 39 00	1.00	SFD	1.00	1.00	1.00	\$26.68	\$26.68	
312 196 40 00	1.00	SFD	1.00	1.00	1.00	\$26.68	\$26.68	
312 196 41 00	1.00	SFD	1.00	1.00	1.00	\$26.68	\$26.68	
312 196 42 00	1.00	SFD	1.00	1.00	1.00	\$26.68	\$26.68	
312 196 43 00	1.00	SFD	1.00	1.00	1.00	\$26.68	\$26.68	
312 196 44 00	1.00	SFD	1.00	1.00	1.00	\$26.68	\$26.68	
312 201 01 00	1.00	SFD	1.00	1.00	1.00	\$26.68	\$26.68	
312 201 02 00	1.00	SFD	1.00	1.00	1.00	\$26.68	\$26.68	
312 201 03 00	1.00	SFD	1.00	1.00	1.00	\$26.68	\$26.68	
312 201 04 00	1.00	SFD	1.00	1.00	1.00	\$26.68	\$26.68	
312 201 05 00	1.00	SFD	1.00	1.00	1.00	\$26.68	\$26.68	
312 201 06 00	1.00	SFD	1.00	1.00	1.00	\$26.68	\$26.68	
312 201 07 00	1.00	SFD	1.00	1.00	1.00	\$26.68	\$26.68	
312 201 08 00	1.00	SFD	1.00	1.00	1.00	\$26.68	\$26.68	
312 201 09 00	1.00	SFD	1.00	1.00	1.00	\$26.68	\$26.68	
312 201 10 00	1.00	SFD	1.00	1.00	1.00	\$26.68	\$26.68	
312 201 11 00	1.00	SFD	1.00	1.00	1.00	\$26.68	\$26.68	
312 201 12 00	1.00	SFD	1.00	1.00	1.00	\$26.68	\$26.68	
312 201 13 00	1.00	SFD	1.00	1.00	1.00	\$26.68	\$26.68	
312 201 14 00	1.00	SFD	1.00	1.00	1.00	\$26.68	\$26.68	
312 201 15 00	1.00	SFD	1.00	1.00	1.00	\$26.68	\$26.68	
312 201 16 00	1.00	SFD	1.00	1.00	1.00	\$26.68	\$26.68	
312 201 17 00	1.00	SFD	1.00	1.00	1.00	\$26.68	\$26.68	
312 201 18 00	1.00	SFD	1.00	1.00	1.00	\$26.68	\$26.68	
312 201 19 00	1.00	SFD	1.00	1.00	1.00	\$26.68	\$26.68	
312 201 20 00	1.00	SFD	1.00	1.00	1.00	\$26.68	\$26.68	
312 201 21 00	1.00	SFD	1.00	1.00	1.00	\$26.68	\$26.68	
312 201 22 00	1.00	SFD	1.00	1.00	1.00	\$26.68	\$26.68	
312 201 23 00	1.00	SFD	1.00	1.00	1.00	\$26.68	\$26.68	
312 201 24 00	1.00	SFD	1.00	1.00	1.00	\$26.68	\$26.68	
312 201 25 00	1.00	SFD	1.00	1.00	1.00	\$26.68	\$26.68	
312 201 26 00	1.00	SFD	1.00	1.00	1.00	\$26.68	\$26.68	
312 201 27 00	1.00	SFD	1.00	1.00	1.00	\$26.68	\$26.68	
312 201 28 00	1.00	SFD	1.00	1.00	1.00	\$26.68	\$26.68	
312 201 29 00	1.00	SFD	1.00	1.00	1.00	\$26.68	\$26.68	
312 201 30 00	1.00	SFD	1.00	1.00	1.00	\$26.68	\$26.68	
312 201 31 00	1.00	SFD	1.00	1.00	1.00	\$26.68	\$26.68	
312 201 32 00	1.00	SFD	1.00	1.00	1.00	\$26.68	\$26.68	
312 201 33 00	1.00	SFD	1.00	1.00	1.00	\$26.68	\$26.68	
312 201 34 00	1.00	SFD	1.00	1.00	1.00	\$26.68	\$26.68	
312 201 35 00	1.00	SFD	1.00	1.00	1.00	\$26.68	\$26.68	
312 201 36 00	1.00	SFD	1.00	1.00	1.00	\$26.68	\$26.68	
312 201 37 00	1.00	SFD	1.00	1.00	1.00	\$26.68	\$26.68	
312 201 38 00	1.00	SFD	1.00	1.00	1.00	\$26.68	\$26.68	
312 201 39 00	1.00	SFD	1.00	1.00	1.00	\$26.68	\$26.68	
312 201 40 00	1.00	SFD	1.00	1.00	1.00	\$26.68	\$26.68	
312 201 41 00	1.00	SFD	1.00	1.00	1.00	\$26.68	\$26.68	
312 201 42 00	1.00	SFD	1.00	1.00	1.00	\$26.68	\$26.68	
312 201 43 00	1.00	SFD	1.00	1.00	1.00	\$26.68	\$26.68	

EXHIBIT C - Assessment Roll (Fiscal Year 2027)

Peñasquitos East Maintenance Assessment District

Parcel Number	Acres/ Units ⁽¹⁾	Land Use ⁽²⁾	Assessment Factors		Total EBU's	Unit Cost (\$/EBU)	FY 2027 ⁽⁴⁾ Assessment	Owner Name
			Land Use ⁽²⁾	Benefit ⁽³⁾				
312 201 44 00	1.00	SFD	1.00	1.00	1.00	\$26.68	\$26.68	
312 201 45 00	1.00	SFD	1.00	1.00	1.00	\$26.68	\$26.68	
312 201 46 00	1.00	SFD	1.00	1.00	1.00	\$26.68	\$26.68	
312 201 47 00	1.00	SFD	1.00	1.00	1.00	\$26.68	\$26.68	
312 201 48 00	1.00	SFD	1.00	1.00	1.00	\$26.68	\$26.68	
312 201 49 00	1.00	SFD	1.00	1.00	1.00	\$26.68	\$26.68	
312 201 53 00	1.00	SFD	1.00	1.00	1.00	\$26.68	\$26.68	
312 201 54 00	1.00	SFD	1.00	1.00	1.00	\$26.68	\$26.68	
312 201 55 00	1.00	SFD	1.00	1.00	1.00	\$26.68	\$26.68	
312 201 56 00	1.00	SFD	1.00	1.00	1.00	\$26.68	\$26.68	
312 201 57 00	1.00	SFD	1.00	1.00	1.00	\$26.68	\$26.68	
312 201 58 00	1.00	SFD	1.00	1.00	1.00	\$26.68	\$26.68	
312 201 59 00	1.00	SFD	1.00	1.00	1.00	\$26.68	\$26.68	
312 201 60 00	1.00	SFD	1.00	1.00	1.00	\$26.68	\$26.68	
312 202 01 00	1.00	SFD	1.00	1.00	1.00	\$26.68	\$26.68	
312 202 02 00	1.00	SFD	1.00	1.00	1.00	\$26.68	\$26.68	
312 202 03 00	1.00	SFD	1.00	1.00	1.00	\$26.68	\$26.68	
312 202 04 00	1.00	SFD	1.00	1.00	1.00	\$26.68	\$26.68	
312 202 05 00	1.00	SFD	1.00	1.00	1.00	\$26.68	\$26.68	
312 202 06 00	1.00	SFD	1.00	1.00	1.00	\$26.68	\$26.68	
312 202 07 00	1.00	SFD	1.00	1.00	1.00	\$26.68	\$26.68	
312 202 08 00	1.00	SFD	1.00	1.00	1.00	\$26.68	\$26.68	
312 202 09 00	1.00	SFD	1.00	1.00	1.00	\$26.68	\$26.68	
312 202 10 00	1.00	SFD	1.00	1.00	1.00	\$26.68	\$26.68	
312 202 11 00	1.00	SFD	1.00	1.00	1.00	\$26.68	\$26.68	
312 202 12 00	1.00	SFD	1.00	1.00	1.00	\$26.68	\$26.68	
312 202 13 00	1.00	SFD	1.00	1.00	1.00	\$26.68	\$26.68	
312 202 14 00	1.00	SFD	1.00	1.00	1.00	\$26.68	\$26.68	
312 202 15 00	1.00	SFD	1.00	1.00	1.00	\$26.68	\$26.68	
312 202 16 00	1.00	SFD	1.00	1.00	1.00	\$26.68	\$26.68	
312 202 17 00	1.00	SFD	1.00	1.00	1.00	\$26.68	\$26.68	
312 202 18 00	1.00	SFD	1.00	1.00	1.00	\$26.68	\$26.68	
312 202 19 00	1.00	SFD	1.00	1.00	1.00	\$26.68	\$26.68	
312 202 20 00	1.00	SFD	1.00	1.00	1.00	\$26.68	\$26.68	
312 202 21 00	1.00	SFD	1.00	1.00	1.00	\$26.68	\$26.68	
312 202 22 00	1.00	SFD	1.00	1.00	1.00	\$26.68	\$26.68	
312 202 23 00	1.00	SFD	1.00	1.00	1.00	\$26.68	\$26.68	
312 202 24 00	1.00	SFD	1.00	1.00	1.00	\$26.68	\$26.68	
312 202 25 00	1.00	SFD	1.00	1.00	1.00	\$26.68	\$26.68	
312 202 26 00	1.00	SFD	1.00	1.00	1.00	\$26.68	\$26.68	
312 202 27 00	1.00	SFD	1.00	1.00	1.00	\$26.68	\$26.68	
312 202 28 00	1.00	SFD	1.00	1.00	1.00	\$26.68	\$26.68	
312 202 29 00	1.00	SFD	1.00	1.00	1.00	\$26.68	\$26.68	
312 202 30 00	1.00	SFD	1.00	1.00	1.00	\$26.68	\$26.68	
312 202 31 00	1.00	SFD	1.00	1.00	1.00	\$26.68	\$26.68	
312 202 32 00	1.00	SFD	1.00	1.00	1.00	\$26.68	\$26.68	
312 202 33 00	1.00	SFD	1.00	1.00	1.00	\$26.68	\$26.68	
312 202 34 00	1.00	SFD	1.00	1.00	1.00	\$26.68	\$26.68	
312 202 35 00	1.00	SFD	1.00	1.00	1.00	\$26.68	\$26.68	
312 202 36 00	1.00	SFD	1.00	1.00	1.00	\$26.68	\$26.68	
312 202 37 00	1.00	SFD	1.00	1.00	1.00	\$26.68	\$26.68	
312 202 38 00	1.00	SFD	1.00	1.00	1.00	\$26.68	\$26.68	
312 202 39 00	1.00	SFD	1.00	1.00	1.00	\$26.68	\$26.68	

EXHIBIT C - Assessment Roll (Fiscal Year 2027)

Peñasquitos East Maintenance Assessment District

Parcel Number	Acres/ Units ⁽¹⁾	Land Use ⁽²⁾	Assessment Factors		Total EBU's	Unit Cost (\$/EBU)	FY 2027 ⁽⁴⁾ Assessment	Owner Name
			Land Use ⁽²⁾	Benefit ⁽³⁾				
312 202 40 00	1.00	SFD	1.00	1.00	1.00	\$26.68	\$26.68	
312 202 41 00	1.00	SFD	1.00	1.00	1.00	\$26.68	\$26.68	
312 202 42 00	1.00	SFD	1.00	1.00	1.00	\$26.68	\$26.68	
312 202 43 00	1.00	SFD	1.00	1.00	1.00	\$26.68	\$26.68	
312 202 44 00	1.00	SFD	1.00	1.00	1.00	\$26.68	\$26.68	
312 202 45 00	1.00	SFD	1.00	1.00	1.00	\$26.68	\$26.68	
312 202 46 00	1.00	SFD	1.00	1.00	1.00	\$26.68	\$26.68	
312 202 47 00	1.00	SFD	1.00	1.00	1.00	\$26.68	\$26.68	
312 202 48 00	1.00	SFD	1.00	1.00	1.00	\$26.68	\$26.68	
312 202 49 00	1.00	SFD	1.00	1.00	1.00	\$26.68	\$26.68	
312 202 50 00	1.00	SFD	1.00	1.00	1.00	\$26.68	\$26.68	
312 202 51 00	1.00	SFD	1.00	1.00	1.00	\$26.68	\$26.68	
312 202 52 00	1.00	SFD	1.00	1.00	1.00	\$26.68	\$26.68	
312 202 53 00	1.00	SFD	1.00	1.00	1.00	\$26.68	\$26.68	
312 202 54 00	1.00	SFD	1.00	1.00	1.00	\$26.68	\$26.68	
312 202 55 00	1.00	SFD	1.00	1.00	1.00	\$26.68	\$26.68	
312 202 56 00	1.00	SFD	1.00	1.00	1.00	\$26.68	\$26.68	
312 202 57 00	1.00	SFD	1.00	1.00	1.00	\$26.68	\$26.68	
312 202 58 00	1.00	SFD	1.00	1.00	1.00	\$26.68	\$26.68	
312 202 59 00	1.00	SFD	1.00	1.00	1.00	\$26.68	\$26.68	
312 202 60 00	1.00	SFD	1.00	1.00	1.00	\$26.68	\$26.68	
312 202 61 00	1.00	SFD	1.00	1.00	1.00	\$26.68	\$26.68	
312 202 62 00	1.00	SFD	1.00	1.00	1.00	\$26.68	\$26.68	
312 202 63 00	1.00	SFD	1.00	1.00	1.00	\$26.68	\$26.68	
312 202 64 00	1.00	SFD	1.00	1.00	1.00	\$26.68	\$26.68	
312 202 65 00	1.00	SFD	1.00	1.00	1.00	\$26.68	\$26.68	
312 202 66 00	1.00	SFD	1.00	1.00	1.00	\$26.68	\$26.68	
312 202 67 00	1.00	SFD	1.00	1.00	1.00	\$26.68	\$26.68	
312 211 03 00	1.00	SFD	1.00	1.00	1.00	\$26.68	\$26.68	
312 211 04 00	1.00	SFD	1.00	1.00	1.00	\$26.68	\$26.68	
312 211 05 00	1.00	SFD	1.00	1.00	1.00	\$26.68	\$26.68	
312 211 06 00	1.00	SFD	1.00	1.00	1.00	\$26.68	\$26.68	
312 211 07 00	1.00	SFD	1.00	1.00	1.00	\$26.68	\$26.68	
312 211 08 00	1.00	SFD	1.00	1.00	1.00	\$26.68	\$26.68	
312 211 09 00	1.00	SFD	1.00	1.00	1.00	\$26.68	\$26.68	
312 211 10 00	1.00	SFD	1.00	1.00	1.00	\$26.68	\$26.68	
312 211 11 00	1.00	SFD	1.00	1.00	1.00	\$26.68	\$26.68	
312 211 12 00	1.00	SFD	1.00	1.00	1.00	\$26.68	\$26.68	
312 211 13 00	1.00	SFD	1.00	1.00	1.00	\$26.68	\$26.68	
312 211 14 00	1.00	SFD	1.00	1.00	1.00	\$26.68	\$26.68	
312 211 15 00	1.00	SFD	1.00	1.00	1.00	\$26.68	\$26.68	
312 211 16 00	1.00	SFD	1.00	1.00	1.00	\$26.68	\$26.68	
312 211 17 00	1.00	SFD	1.00	1.00	1.00	\$26.68	\$26.68	
312 211 18 00	1.00	SFD	1.00	1.00	1.00	\$26.68	\$26.68	
312 211 19 00	1.00	SFD	1.00	1.00	1.00	\$26.68	\$26.68	
312 211 20 00	1.00	SFD	1.00	1.00	1.00	\$26.68	\$26.68	
312 211 21 00	1.00	SFD	1.00	1.00	1.00	\$26.68	\$26.68	
312 211 22 00	1.00	SFD	1.00	1.00	1.00	\$26.68	\$26.68	
312 211 23 00	1.00	SFD	1.00	1.00	1.00	\$26.68	\$26.68	
312 211 24 00	16.81	OSP	0.00	0.30	0.00	\$26.68	\$0.00	
312 211 25 00	1.00	SFD	1.00	1.00	1.00	\$26.68	\$26.68	
312 211 26 00	1.00	SFD	1.00	1.00	1.00	\$26.68	\$26.68	
312 212 01 00	1.00	SFD	1.00	1.00	1.00	\$26.68	\$26.68	

EXHIBIT C - Assessment Roll (Fiscal Year 2027)

Peñasquitos East Maintenance Assessment District

Parcel Number	Acres/ Units ⁽¹⁾	Land Use ⁽²⁾	Assessment Factors		Total EBU's	Unit Cost (\$/EBU)	FY 2027 ⁽⁴⁾ Assessment	Owner Name
			Land Use ⁽²⁾	Benefit ⁽³⁾				
312 212 02 00	1.00	SFD	1.00	1.00	1.00	\$26.68	\$26.68	
312 212 03 00	1.00	SFD	1.00	1.00	1.00	\$26.68	\$26.68	
312 212 04 00	1.00	SFD	1.00	1.00	1.00	\$26.68	\$26.68	
312 212 05 00	1.00	SFD	1.00	1.00	1.00	\$26.68	\$26.68	
312 212 06 00	1.00	SFD	1.00	1.00	1.00	\$26.68	\$26.68	
312 212 07 00	1.00	SFD	1.00	1.00	1.00	\$26.68	\$26.68	
312 212 08 00	1.00	SFD	1.00	1.00	1.00	\$26.68	\$26.68	
312 212 09 00	1.00	SFD	1.00	1.00	1.00	\$26.68	\$26.68	
312 212 10 00	1.00	SFD	1.00	1.00	1.00	\$26.68	\$26.68	
312 212 11 00	1.00	SFD	1.00	1.00	1.00	\$26.68	\$26.68	
312 212 12 00	1.00	SFD	1.00	1.00	1.00	\$26.68	\$26.68	
312 212 13 00	1.00	SFD	1.00	1.00	1.00	\$26.68	\$26.68	
312 212 14 00	1.00	SFD	1.00	1.00	1.00	\$26.68	\$26.68	
312 212 15 00	1.00	SFD	1.00	1.00	1.00	\$26.68	\$26.68	
312 212 16 00	1.00	SFD	1.00	1.00	1.00	\$26.68	\$26.68	
312 212 17 00	1.00	SFD	1.00	1.00	1.00	\$26.68	\$26.68	
312 212 18 00	1.00	SFD	1.00	1.00	1.00	\$26.68	\$26.68	
312 212 19 00	1.00	SFD	1.00	1.00	1.00	\$26.68	\$26.68	
312 212 20 00	1.00	SFD	1.00	1.00	1.00	\$26.68	\$26.68	
312 212 21 00	1.00	SFD	1.00	1.00	1.00	\$26.68	\$26.68	
312 212 22 00	1.00	SFD	1.00	1.00	1.00	\$26.68	\$26.68	
312 212 23 00	1.00	SFD	1.00	1.00	1.00	\$26.68	\$26.68	
312 212 24 00	1.00	SFD	1.00	1.00	1.00	\$26.68	\$26.68	
312 212 25 00	1.00	SFD	1.00	1.00	1.00	\$26.68	\$26.68	
312 212 26 00	1.00	SFD	1.00	1.00	1.00	\$26.68	\$26.68	
312 212 27 00	1.00	SFD	1.00	1.00	1.00	\$26.68	\$26.68	
312 212 28 00	1.00	SFD	1.00	1.00	1.00	\$26.68	\$26.68	
312 212 29 00	1.00	SFD	1.00	1.00	1.00	\$26.68	\$26.68	
312 212 30 00	1.00	SFD	1.00	1.00	1.00	\$26.68	\$26.68	
312 212 31 00	1.00	SFD	1.00	1.00	1.00	\$26.68	\$26.68	
312 212 32 00	1.00	SFD	1.00	1.00	1.00	\$26.68	\$26.68	
312 212 33 00	1.00	SFD	1.00	1.00	1.00	\$26.68	\$26.68	
312 212 34 00	1.00	SFD	1.00	1.00	1.00	\$26.68	\$26.68	
312 212 35 00	1.00	SFD	1.00	1.00	1.00	\$26.68	\$26.68	
312 212 36 00	1.00	SFD	1.00	1.00	1.00	\$26.68	\$26.68	
312 212 37 00	1.00	SFD	1.00	1.00	1.00	\$26.68	\$26.68	
312 212 38 00	1.00	SFD	1.00	1.00	1.00	\$26.68	\$26.68	
312 212 39 00	1.00	SFD	1.00	1.00	1.00	\$26.68	\$26.68	
312 212 40 00	1.00	SFD	1.00	1.00	1.00	\$26.68	\$26.68	
312 212 41 00	1.00	SFD	1.00	1.00	1.00	\$26.68	\$26.68	
312 212 42 00	1.00	SFD	1.00	1.00	1.00	\$26.68	\$26.68	
312 212 43 00	1.00	SFD	1.00	1.00	1.00	\$26.68	\$26.68	
312 212 44 00	1.00	SFD	1.00	1.00	1.00	\$26.68	\$26.68	
312 212 45 00	1.00	SFD	1.00	1.00	1.00	\$26.68	\$26.68	
312 212 46 00	1.00	SFD	1.00	1.00	1.00	\$26.68	\$26.68	
312 212 47 00	1.00	SFD	1.00	1.00	1.00	\$26.68	\$26.68	
312 212 48 00	1.00	SFD	1.00	1.00	1.00	\$26.68	\$26.68	
312 212 49 00	1.00	SFD	1.00	1.00	1.00	\$26.68	\$26.68	
312 212 50 00	1.00	SFD	1.00	1.00	1.00	\$26.68	\$26.68	
312 212 51 00	1.00	SFD	1.00	1.00	1.00	\$26.68	\$26.68	
312 212 52 00	1.00	SFD	1.00	1.00	1.00	\$26.68	\$26.68	
312 212 53 00	1.00	SFD	1.00	1.00	1.00	\$26.68	\$26.68	
312 212 54 00	1.00	SFD	1.00	1.00	1.00	\$26.68	\$26.68	

EXHIBIT C - Assessment Roll (Fiscal Year 2027)

Peñasquitos East Maintenance Assessment District

Parcel Number	Acres/ Units ⁽¹⁾	Land Use ⁽²⁾	Assessment Factors		Total EBU's	Unit Cost (\$/EBU)	FY 2027 ⁽⁴⁾ Assessment	Owner Name
			Land Use ⁽²⁾	Benefit ⁽³⁾				
312 221 01 00	1.00	SFD	1.00	1.00	1.00	\$26.68	\$26.68	
312 221 02 00	1.00	SFD	1.00	1.00	1.00	\$26.68	\$26.68	
312 221 03 00	1.00	SFD	1.00	1.00	1.00	\$26.68	\$26.68	
312 221 04 00	1.00	SFD	1.00	1.00	1.00	\$26.68	\$26.68	
312 221 05 00	1.00	SFD	1.00	1.00	1.00	\$26.68	\$26.68	
312 221 06 00	1.00	SFD	1.00	1.00	1.00	\$26.68	\$26.68	
312 221 07 00	1.00	SFD	1.00	1.00	1.00	\$26.68	\$26.68	
312 221 08 00	1.00	SFD	1.00	1.00	1.00	\$26.68	\$26.68	
312 221 09 00	1.00	SFD	1.00	1.00	1.00	\$26.68	\$26.68	
312 221 10 00	1.00	SFD	1.00	1.00	1.00	\$26.68	\$26.68	
312 221 11 00	1.00	SFD	1.00	1.00	1.00	\$26.68	\$26.68	
312 221 12 00	1.00	SFD	1.00	1.00	1.00	\$26.68	\$26.68	
312 221 13 00	1.00	SFD	1.00	1.00	1.00	\$26.68	\$26.68	
312 221 14 00	1.00	SFD	1.00	1.00	1.00	\$26.68	\$26.68	
312 221 15 00	1.00	SFD	1.00	1.00	1.00	\$26.68	\$26.68	
312 221 16 00	1.00	SFD	1.00	1.00	1.00	\$26.68	\$26.68	
312 221 17 00	1.00	SFD	1.00	1.00	1.00	\$26.68	\$26.68	
312 221 18 00	1.00	SFD	1.00	1.00	1.00	\$26.68	\$26.68	
312 221 22 00	1.00	SFD	1.00	1.00	1.00	\$26.68	\$26.68	
312 221 23 00	1.00	SFD	1.00	1.00	1.00	\$26.68	\$26.68	
312 221 24 00	1.00	SFD	1.00	1.00	1.00	\$26.68	\$26.68	
312 221 25 00	1.00	SFD	1.00	1.00	1.00	\$26.68	\$26.68	
312 221 26 00	1.00	SFD	1.00	1.00	1.00	\$26.68	\$26.68	
312 221 27 00	1.00	SFD	1.00	1.00	1.00	\$26.68	\$26.68	
312 221 28 00	1.00	SFD	1.00	1.00	1.00	\$26.68	\$26.68	
312 221 29 00	1.00	SFD	1.00	1.00	1.00	\$26.68	\$26.68	
312 221 30 00	1.00	SFD	1.00	1.00	1.00	\$26.68	\$26.68	
312 221 31 00	1.00	SFD	1.00	1.00	1.00	\$26.68	\$26.68	
312 221 32 00	1.00	SFD	1.00	1.00	1.00	\$26.68	\$26.68	
312 221 33 00	1.00	SFD	1.00	1.00	1.00	\$26.68	\$26.68	
312 221 34 00	1.00	SFD	1.00	1.00	1.00	\$26.68	\$26.68	
312 221 35 00	1.00	SFD	1.00	1.00	1.00	\$26.68	\$26.68	
312 221 36 00	1.00	SFD	1.00	1.00	1.00	\$26.68	\$26.68	
312 221 37 00	1.00	SFD	1.00	1.00	1.00	\$26.68	\$26.68	
312 221 38 00	1.00	SFD	1.00	1.00	1.00	\$26.68	\$26.68	
312 221 39 00	1.00	SFD	1.00	1.00	1.00	\$26.68	\$26.68	
312 221 40 00	1.00	SFD	1.00	1.00	1.00	\$26.68	\$26.68	
312 221 41 00	1.00	SFD	1.00	1.00	1.00	\$26.68	\$26.68	
312 221 42 00	1.00	SFD	1.00	1.00	1.00	\$26.68	\$26.68	
312 221 43 00	1.00	SFD	1.00	1.00	1.00	\$26.68	\$26.68	
312 221 44 00	1.00	SFD	1.00	1.00	1.00	\$26.68	\$26.68	
312 221 45 00	0.41	OSP	0.00	0.30	0.00	\$26.68	\$0.00	
312 221 46 00	0.54	OSP	0.00	0.30	0.00	\$26.68	\$0.00	
312 221 47 00	1.57	OSP	0.00	0.30	0.00	\$26.68	\$0.00	
312 221 48 00	1.00	SFD	1.00	1.00	1.00	\$26.68	\$26.68	
312 221 49 00	1.00	SFD	1.00	1.00	1.00	\$26.68	\$26.68	
312 221 50 00	1.00	SFD	1.00	1.00	1.00	\$26.68	\$26.68	
312 222 01 00	1.00	SFD	1.00	1.00	1.00	\$26.68	\$26.68	
312 222 02 00	1.00	SFD	1.00	1.00	1.00	\$26.68	\$26.68	
312 222 03 00	1.00	SFD	1.00	1.00	1.00	\$26.68	\$26.68	
312 222 04 00	1.00	SFD	1.00	1.00	1.00	\$26.68	\$26.68	
312 222 05 00	1.00	SFD	1.00	1.00	1.00	\$26.68	\$26.68	
312 222 06 00	1.00	SFD	1.00	1.00	1.00	\$26.68	\$26.68	

EXHIBIT C - Assessment Roll (Fiscal Year 2027)

Peñasquitos East Maintenance Assessment District

Parcel Number	Acres/ Units ⁽¹⁾	Land Use ⁽²⁾	Assessment Factors		Total EBU's	Unit Cost (\$/EBU)	FY 2027 ⁽⁴⁾ Assessment	Owner Name
			Land Use ⁽²⁾	Benefit ⁽³⁾				
312 222 07 00	1.00	SFD	1.00	1.00	1.00	\$26.68	\$26.68	
312 222 08 00	1.00	SFD	1.00	1.00	1.00	\$26.68	\$26.68	
312 222 09 00	1.00	SFD	1.00	1.00	1.00	\$26.68	\$26.68	
312 222 10 00	1.00	SFD	1.00	1.00	1.00	\$26.68	\$26.68	
312 222 11 00	1.00	SFD	1.00	1.00	1.00	\$26.68	\$26.68	
312 222 12 00	1.00	SFD	1.00	1.00	1.00	\$26.68	\$26.68	
312 222 13 00	1.00	SFD	1.00	1.00	1.00	\$26.68	\$26.68	
312 222 14 00	1.00	SFD	1.00	1.00	1.00	\$26.68	\$26.68	
312 222 15 00	1.00	SFD	1.00	1.00	1.00	\$26.68	\$26.68	
312 222 16 00	1.00	SFD	1.00	1.00	1.00	\$26.68	\$26.68	
312 222 17 00	1.00	SFD	1.00	1.00	1.00	\$26.68	\$26.68	
312 222 18 00	1.00	SFD	1.00	1.00	1.00	\$26.68	\$26.68	
312 222 19 00	1.00	SFD	1.00	1.00	1.00	\$26.68	\$26.68	
312 222 20 00	1.00	SFD	1.00	1.00	1.00	\$26.68	\$26.68	
312 222 21 00	1.00	SFD	1.00	1.00	1.00	\$26.68	\$26.68	
312 222 22 00	1.00	SFD	1.00	1.00	1.00	\$26.68	\$26.68	
312 222 23 00	1.00	SFD	1.00	1.00	1.00	\$26.68	\$26.68	
312 222 24 00	1.00	SFD	1.00	1.00	1.00	\$26.68	\$26.68	
312 222 25 00	1.00	SFD	1.00	1.00	1.00	\$26.68	\$26.68	
312 222 26 00	1.00	SFD	1.00	1.00	1.00	\$26.68	\$26.68	
312 222 27 00	1.00	SFD	1.00	1.00	1.00	\$26.68	\$26.68	
312 222 28 00	1.00	SFD	1.00	1.00	1.00	\$26.68	\$26.68	
312 222 29 00	1.00	SFD	1.00	1.00	1.00	\$26.68	\$26.68	
312 222 30 00	1.00	SFD	1.00	1.00	1.00	\$26.68	\$26.68	
312 222 31 00	1.00	SFD	1.00	1.00	1.00	\$26.68	\$26.68	
312 222 32 00	1.00	SFD	1.00	1.00	1.00	\$26.68	\$26.68	
312 222 33 00	1.00	SFD	1.00	1.00	1.00	\$26.68	\$26.68	
312 222 34 00	1.00	SFD	1.00	1.00	1.00	\$26.68	\$26.68	
312 222 35 00	1.00	SFD	1.00	1.00	1.00	\$26.68	\$26.68	
312 222 36 00	1.00	SFD	1.00	1.00	1.00	\$26.68	\$26.68	
312 222 37 00	1.00	SFD	1.00	1.00	1.00	\$26.68	\$26.68	
312 222 38 00	1.00	SFD	1.00	1.00	1.00	\$26.68	\$26.68	
312 222 39 00	1.00	SFD	1.00	1.00	1.00	\$26.68	\$26.68	
312 222 40 00	1.00	SFD	1.00	1.00	1.00	\$26.68	\$26.68	
312 222 41 00	1.00	SFD	1.00	1.00	1.00	\$26.68	\$26.68	
312 222 42 00	1.00	SFD	1.00	1.00	1.00	\$26.68	\$26.68	
312 222 43 00	1.00	SFD	1.00	1.00	1.00	\$26.68	\$26.68	
312 222 44 00	1.00	SFD	1.00	1.00	1.00	\$26.68	\$26.68	
312 222 45 00	1.00	SFD	1.00	1.00	1.00	\$26.68	\$26.68	
312 222 46 00	1.00	SFD	1.00	1.00	1.00	\$26.68	\$26.68	
312 222 47 00	1.00	SFD	1.00	1.00	1.00	\$26.68	\$26.68	
312 222 48 00	1.00	SFD	1.00	1.00	1.00	\$26.68	\$26.68	
312 222 49 00	1.00	SFD	1.00	1.00	1.00	\$26.68	\$26.68	
312 222 50 00	1.00	SFD	1.00	1.00	1.00	\$26.68	\$26.68	
312 222 51 00	1.00	SFD	1.00	1.00	1.00	\$26.68	\$26.68	
312 222 52 00	1.00	SFD	1.00	1.00	1.00	\$26.68	\$26.68	
312 222 53 00	1.00	SFD	1.00	1.00	1.00	\$26.68	\$26.68	
312 222 54 00	1.00	SFD	1.00	1.00	1.00	\$26.68	\$26.68	
312 222 55 00	0.59	OSP	0.00	0.30	0.00	\$26.68	\$0.00	
312 222 56 00	3.27	OSP	0.00	0.30	0.00	\$26.68	\$0.00	
312 231 01 00	1.00	SFD	1.00	1.00	1.00	\$26.68	\$26.68	
312 231 02 00	1.00	SFD	1.00	1.00	1.00	\$26.68	\$26.68	
312 231 03 00	1.00	SFD	1.00	1.00	1.00	\$26.68	\$26.68	

EXHIBIT C - Assessment Roll (Fiscal Year 2027)

Peñasquitos East Maintenance Assessment District

Parcel Number	Acres/ Units ⁽¹⁾	Land Use ⁽²⁾	Assessment Factors		Total EBU's	Unit Cost (\$/EBU)	FY 2027 ⁽⁴⁾ Assessment	Owner Name
			Land Use ⁽²⁾	Benefit ⁽³⁾				
312 231 04 00	1.00	SFD	1.00	1.00	1.00	\$26.68	\$26.68	
312 231 05 00	1.00	SFD	1.00	1.00	1.00	\$26.68	\$26.68	
312 231 06 00	1.00	SFD	1.00	1.00	1.00	\$26.68	\$26.68	
312 231 07 00	1.00	SFD	1.00	1.00	1.00	\$26.68	\$26.68	
312 231 08 00	1.00	SFD	1.00	1.00	1.00	\$26.68	\$26.68	
312 231 09 00	1.00	SFD	1.00	1.00	1.00	\$26.68	\$26.68	
312 231 10 00	1.00	SFD	1.00	1.00	1.00	\$26.68	\$26.68	
312 231 11 00	1.00	SFD	1.00	1.00	1.00	\$26.68	\$26.68	
312 231 12 00	1.00	SFD	1.00	1.00	1.00	\$26.68	\$26.68	
312 231 13 00	1.00	SFD	1.00	1.00	1.00	\$26.68	\$26.68	
312 231 14 00	1.00	SFD	1.00	1.00	1.00	\$26.68	\$26.68	
312 231 15 00	1.00	SFD	1.00	1.00	1.00	\$26.68	\$26.68	
312 231 16 00	1.00	SFD	1.00	1.00	1.00	\$26.68	\$26.68	
312 231 17 00	1.00	SFD	1.00	1.00	1.00	\$26.68	\$26.68	
312 231 18 00	1.00	SFD	1.00	1.00	1.00	\$26.68	\$26.68	
312 231 19 00	1.00	SFD	1.00	1.00	1.00	\$26.68	\$26.68	
312 231 20 00	1.00	SFD	1.00	1.00	1.00	\$26.68	\$26.68	
312 231 21 00	1.00	SFD	1.00	1.00	1.00	\$26.68	\$26.68	
312 231 22 00	1.00	SFD	1.00	1.00	1.00	\$26.68	\$26.68	
312 231 23 00	1.00	SFD	1.00	1.00	1.00	\$26.68	\$26.68	
312 231 24 00	1.00	SFD	1.00	1.00	1.00	\$26.68	\$26.68	
312 231 25 00	1.00	SFD	1.00	1.00	1.00	\$26.68	\$26.68	
312 231 26 00	1.00	SFD	1.00	1.00	1.00	\$26.68	\$26.68	
312 231 27 00	1.00	SFD	1.00	1.00	1.00	\$26.68	\$26.68	
312 231 28 00	1.00	SFD	1.00	1.00	1.00	\$26.68	\$26.68	
312 231 29 00	1.00	SFD	1.00	1.00	1.00	\$26.68	\$26.68	
312 231 30 00	1.00	SFD	1.00	1.00	1.00	\$26.68	\$26.68	
312 231 31 00	1.01	OSP	0.00	0.30	0.00	\$26.68	\$0.00	
312 231 32 00	1.00	SFD	1.00	1.00	1.00	\$26.68	\$26.68	
312 231 33 00	1.00	SFD	1.00	1.00	1.00	\$26.68	\$26.68	
312 231 34 00	1.00	SFD	1.00	1.00	1.00	\$26.68	\$26.68	
312 231 35 00	1.00	SFD	1.00	1.00	1.00	\$26.68	\$26.68	
312 231 36 00	1.00	SFD	1.00	1.00	1.00	\$26.68	\$26.68	
312 231 37 00	1.00	SFD	1.00	1.00	1.00	\$26.68	\$26.68	
312 231 38 00	1.00	SFD	1.00	1.00	1.00	\$26.68	\$26.68	
312 231 39 00	1.00	SFD	1.00	1.00	1.00	\$26.68	\$26.68	
312 231 40 00	1.00	SFD	1.00	1.00	1.00	\$26.68	\$26.68	
312 232 01 00	1.00	SFD	1.00	1.00	1.00	\$26.68	\$26.68	
312 232 02 00	1.00	SFD	1.00	1.00	1.00	\$26.68	\$26.68	
312 232 03 00	1.00	SFD	1.00	1.00	1.00	\$26.68	\$26.68	
312 232 04 00	1.00	SFD	1.00	1.00	1.00	\$26.68	\$26.68	
312 232 05 00	1.00	SFD	1.00	1.00	1.00	\$26.68	\$26.68	
312 232 06 00	1.00	SFD	1.00	1.00	1.00	\$26.68	\$26.68	
312 232 07 00	1.00	SFD	1.00	1.00	1.00	\$26.68	\$26.68	
312 232 08 00	1.00	SFD	1.00	1.00	1.00	\$26.68	\$26.68	
312 232 09 00	1.00	SFD	1.00	1.00	1.00	\$26.68	\$26.68	
312 232 10 00	1.00	SFD	1.00	1.00	1.00	\$26.68	\$26.68	
312 232 11 00	1.00	SFD	1.00	1.00	1.00	\$26.68	\$26.68	
312 232 12 00	1.00	SFD	1.00	1.00	1.00	\$26.68	\$26.68	
312 232 13 00	1.00	SFD	1.00	1.00	1.00	\$26.68	\$26.68	
312 232 14 00	1.00	SFD	1.00	1.00	1.00	\$26.68	\$26.68	
312 232 15 00	1.00	SFD	1.00	1.00	1.00	\$26.68	\$26.68	
312 232 16 00	1.00	SFD	1.00	1.00	1.00	\$26.68	\$26.68	

EXHIBIT C - Assessment Roll (Fiscal Year 2027)

Peñasquitos East Maintenance Assessment District

Parcel Number	Acres/ Units ⁽¹⁾	Land Use ⁽²⁾	Assessment Factors		Total EBU's	Unit Cost (\$/EBU)	FY 2027 ⁽⁴⁾ Assessment	Owner Name
			Land Use ⁽²⁾	Benefit ⁽³⁾				
312 232 17 00	1.00	SFD	1.00	1.00	1.00	\$26.68	\$26.68	
312 232 18 00	1.00	SFD	1.00	1.00	1.00	\$26.68	\$26.68	
312 232 19 00	1.00	SFD	1.00	1.00	1.00	\$26.68	\$26.68	
312 232 20 00	1.00	SFD	1.00	1.00	1.00	\$26.68	\$26.68	
312 232 21 00	1.00	SFD	1.00	1.00	1.00	\$26.68	\$26.68	
312 232 22 00	1.00	SFD	1.00	1.00	1.00	\$26.68	\$26.68	
312 232 23 00	1.00	SFD	1.00	1.00	1.00	\$26.68	\$26.68	
312 232 24 00	1.00	SFD	1.00	1.00	1.00	\$26.68	\$26.68	
312 232 25 00	1.00	SFD	1.00	1.00	1.00	\$26.68	\$26.68	
312 232 26 00	1.00	SFD	1.00	1.00	1.00	\$26.68	\$26.68	
312 232 27 00	1.00	SFD	1.00	1.00	1.00	\$26.68	\$26.68	
312 232 28 00	1.00	SFD	1.00	1.00	1.00	\$26.68	\$26.68	
312 232 29 00	1.00	SFD	1.00	1.00	1.00	\$26.68	\$26.68	
312 232 30 00	1.00	SFD	1.00	1.00	1.00	\$26.68	\$26.68	
312 232 31 00	1.00	SFD	1.00	1.00	1.00	\$26.68	\$26.68	
312 232 32 00	1.00	SFD	1.00	1.00	1.00	\$26.68	\$26.68	
312 232 33 00	1.00	SFD	1.00	1.00	1.00	\$26.68	\$26.68	
312 232 34 00	1.00	SFD	1.00	1.00	1.00	\$26.68	\$26.68	
312 232 35 00	1.00	SFD	1.00	1.00	1.00	\$26.68	\$26.68	
312 232 36 00	1.00	SFD	1.00	1.00	1.00	\$26.68	\$26.68	
312 232 37 00	1.00	SFD	1.00	1.00	1.00	\$26.68	\$26.68	
312 232 38 00	1.00	SFD	1.00	1.00	1.00	\$26.68	\$26.68	
312 232 39 00	1.00	SFD	1.00	1.00	1.00	\$26.68	\$26.68	
312 232 40 00	1.00	SFD	1.00	1.00	1.00	\$26.68	\$26.68	
312 232 41 00	1.00	SFD	1.00	1.00	1.00	\$26.68	\$26.68	
312 232 42 00	1.00	SFD	1.00	1.00	1.00	\$26.68	\$26.68	
312 232 43 00	1.00	SFD	1.00	1.00	1.00	\$26.68	\$26.68	
312 232 44 00	1.00	SFD	1.00	1.00	1.00	\$26.68	\$26.68	
312 232 45 00	1.00	SFD	1.00	1.00	1.00	\$26.68	\$26.68	
312 232 46 00	1.00	SFD	1.00	1.00	1.00	\$26.68	\$26.68	
312 232 47 00	1.00	SFD	1.00	1.00	1.00	\$26.68	\$26.68	
312 232 48 00	1.00	SFD	1.00	1.00	1.00	\$26.68	\$26.68	
312 232 49 00	1.00	SFD	1.00	1.00	1.00	\$26.68	\$26.68	
312 240 01 00	1.00	SFD	1.00	1.00	1.00	\$26.68	\$26.68	
312 240 02 00	1.00	SFD	1.00	1.00	1.00	\$26.68	\$26.68	
312 240 03 00	1.00	SFD	1.00	1.00	1.00	\$26.68	\$26.68	
312 240 04 00	1.00	SFD	1.00	1.00	1.00	\$26.68	\$26.68	
312 240 05 00	1.00	SFD	1.00	1.00	1.00	\$26.68	\$26.68	
312 240 06 00	1.00	SFD	1.00	1.00	1.00	\$26.68	\$26.68	
312 240 07 00	1.00	SFD	1.00	1.00	1.00	\$26.68	\$26.68	
312 240 08 00	1.00	SFD	1.00	1.00	1.00	\$26.68	\$26.68	
312 240 09 00	1.00	SFD	1.00	1.00	1.00	\$26.68	\$26.68	
312 240 10 00	1.00	SFD	1.00	1.00	1.00	\$26.68	\$26.68	
312 240 11 00	1.00	SFD	1.00	1.00	1.00	\$26.68	\$26.68	
312 240 12 00	1.00	SFD	1.00	1.00	1.00	\$26.68	\$26.68	
312 240 13 00	1.00	SFD	1.00	1.00	1.00	\$26.68	\$26.68	
312 240 14 00	1.00	SFD	1.00	1.00	1.00	\$26.68	\$26.68	
312 240 15 00	1.00	SFD	1.00	1.00	1.00	\$26.68	\$26.68	
312 240 16 00	1.00	SFD	1.00	1.00	1.00	\$26.68	\$26.68	
312 240 17 00	1.00	SFD	1.00	1.00	1.00	\$26.68	\$26.68	
312 240 18 00	1.00	SFD	1.00	1.00	1.00	\$26.68	\$26.68	
312 240 19 00	1.00	SFD	1.00	1.00	1.00	\$26.68	\$26.68	
312 240 20 00	1.00	SFD	1.00	1.00	1.00	\$26.68	\$26.68	

EXHIBIT C - Assessment Roll (Fiscal Year 2027)

Peñasquitos East Maintenance Assessment District

Parcel Number	Acres/ Units ⁽¹⁾	Land Use ⁽²⁾	Assessment Factors		Total EBU's	Unit Cost (\$/EBU)	FY 2027 ⁽⁴⁾ Assessment	Owner Name
			Land Use ⁽²⁾	Benefit ⁽³⁾				
312 240 21 00	1.00	SFD	1.00	1.00	1.00	\$26.68	\$26.68	
312 240 22 00	1.00	SFD	1.00	1.00	1.00	\$26.68	\$26.68	
312 240 23 00	1.00	SFD	1.00	1.00	1.00	\$26.68	\$26.68	
312 240 24 00	1.00	SFD	1.00	1.00	1.00	\$26.68	\$26.68	
312 240 25 00	1.00	SFD	1.00	1.00	1.00	\$26.68	\$26.68	
312 240 26 00	1.00	SFD	1.00	1.00	1.00	\$26.68	\$26.68	
312 240 27 00	1.00	SFD	1.00	1.00	1.00	\$26.68	\$26.68	
312 240 28 00	1.00	SFD	1.00	1.00	1.00	\$26.68	\$26.68	
312 240 29 00	1.00	SFD	1.00	1.00	1.00	\$26.68	\$26.68	
312 240 30 00	1.00	SFD	1.00	1.00	1.00	\$26.68	\$26.68	
312 240 31 00	1.00	SFD	1.00	1.00	1.00	\$26.68	\$26.68	
312 240 32 00	1.00	SFD	1.00	1.00	1.00	\$26.68	\$26.68	
312 240 33 00	1.00	SFD	1.00	1.00	1.00	\$26.68	\$26.68	
312 240 34 00	1.00	SFD	1.00	1.00	1.00	\$26.68	\$26.68	
312 240 35 00	1.00	SFD	1.00	1.00	1.00	\$26.68	\$26.68	
312 240 36 00	1.00	SFD	1.00	1.00	1.00	\$26.68	\$26.68	
312 240 37 00	1.00	SFD	1.00	1.00	1.00	\$26.68	\$26.68	
312 240 38 00	1.00	SFD	1.00	1.00	1.00	\$26.68	\$26.68	
312 240 39 00	1.00	SFD	1.00	1.00	1.00	\$26.68	\$26.68	
312 240 40 00	1.00	SFD	1.00	1.00	1.00	\$26.68	\$26.68	
312 240 41 00	1.00	SFD	1.00	1.00	1.00	\$26.68	\$26.68	
312 240 42 00	1.00	SFD	1.00	1.00	1.00	\$26.68	\$26.68	
312 240 43 00	1.00	SFD	1.00	1.00	1.00	\$26.68	\$26.68	
312 240 44 00	1.00	SFD	1.00	1.00	1.00	\$26.68	\$26.68	
312 240 45 00	1.00	SFD	1.00	1.00	1.00	\$26.68	\$26.68	
312 240 46 00	1.00	SFD	1.00	1.00	1.00	\$26.68	\$26.68	
312 240 47 00	1.00	SFD	1.00	1.00	1.00	\$26.68	\$26.68	
312 240 48 00	1.00	SFD	1.00	1.00	1.00	\$26.68	\$26.68	
312 250 01 00	1.00	SFD	1.00	1.00	1.00	\$26.68	\$26.68	
312 250 02 00	1.00	SFD	1.00	1.00	1.00	\$26.68	\$26.68	
312 250 03 00	1.00	SFD	1.00	1.00	1.00	\$26.68	\$26.68	
312 250 04 00	1.00	SFD	1.00	1.00	1.00	\$26.68	\$26.68	
312 250 05 00	1.00	SFD	1.00	1.00	1.00	\$26.68	\$26.68	
312 250 06 00	1.00	SFD	1.00	1.00	1.00	\$26.68	\$26.68	
312 250 07 00	1.00	SFD	1.00	1.00	1.00	\$26.68	\$26.68	
312 250 08 00	1.00	SFD	1.00	1.00	1.00	\$26.68	\$26.68	
312 250 09 00	1.00	SFD	1.00	1.00	1.00	\$26.68	\$26.68	
312 250 10 00	1.00	SFD	1.00	1.00	1.00	\$26.68	\$26.68	
312 250 11 00	1.00	SFD	1.00	1.00	1.00	\$26.68	\$26.68	
312 250 12 00	1.00	SFD	1.00	1.00	1.00	\$26.68	\$26.68	
312 250 13 00	1.00	SFD	1.00	1.00	1.00	\$26.68	\$26.68	
312 250 14 00	1.00	SFD	1.00	1.00	1.00	\$26.68	\$26.68	
312 250 15 00	1.00	SFD	1.00	1.00	1.00	\$26.68	\$26.68	
312 250 16 00	1.00	SFD	1.00	1.00	1.00	\$26.68	\$26.68	
312 250 17 00	1.00	SFD	1.00	1.00	1.00	\$26.68	\$26.68	
312 250 18 00	1.00	SFD	1.00	1.00	1.00	\$26.68	\$26.68	
312 250 19 00	1.00	SFD	1.00	1.00	1.00	\$26.68	\$26.68	
312 250 20 00	1.00	SFD	1.00	1.00	1.00	\$26.68	\$26.68	
312 250 21 00	1.00	SFD	1.00	1.00	1.00	\$26.68	\$26.68	
312 250 22 00	1.00	SFD	1.00	1.00	1.00	\$26.68	\$26.68	
312 250 23 00	1.00	SFD	1.00	1.00	1.00	\$26.68	\$26.68	
312 250 24 00	1.00	SFD	1.00	1.00	1.00	\$26.68	\$26.68	
312 292 04 00	38.10	OSP	0.00	0.30	0.00	\$26.68	\$0.00	

EXHIBIT C - Assessment Roll (Fiscal Year 2027)

Peñasquitos East Maintenance Assessment District

Parcel Number	Acres/ Units ⁽¹⁾	Land Use ⁽²⁾	Assessment Factors		Total EBUs	Unit Cost (\$/EBU)	FY 2027 ⁽⁴⁾ Assessment	Owner Name
			Land Use ⁽²⁾	Benefit ⁽³⁾				
312 292 08 00	0.05	UTL	3.00	0.30	0.05	\$26.68	\$1.20	
313 010 04 00	81.20	OSP	0.00	0.30	0.00	\$26.68	\$0.00	
313 010 59 00	80.00	OSP	0.00	0.30	0.00	\$26.68	\$0.00	
313 011 01 00	224.00	MFR	0.70	1.00	156.80	\$26.68	\$4,183.42	
313 011 09 00	0.06	OSP	0.00	0.30	0.00	\$26.68	\$0.00	
313 011 13 07	1.00	SFD	1.00	1.00	1.00	\$26.68	\$26.68	
313 011 13 08	1.00	SFD	1.00	1.00	1.00	\$26.68	\$26.68	
313 011 13 09	1.00	SFD	1.00	1.00	1.00	\$26.68	\$26.68	
313 011 13 10	1.00	SFD	1.00	1.00	1.00	\$26.68	\$26.68	
313 011 13 11	1.00	SFD	1.00	1.00	1.00	\$26.68	\$26.68	
313 011 13 12	1.00	SFD	1.00	1.00	1.00	\$26.68	\$26.68	
313 011 13 13	1.00	SFD	1.00	1.00	1.00	\$26.68	\$26.68	
313 011 13 14	1.00	SFD	1.00	1.00	1.00	\$26.68	\$26.68	
313 011 13 15	1.00	SFD	1.00	1.00	1.00	\$26.68	\$26.68	
313 011 13 16	1.00	SFD	1.00	1.00	1.00	\$26.68	\$26.68	
313 011 13 17	1.00	SFD	1.00	1.00	1.00	\$26.68	\$26.68	
313 011 13 18	1.00	SFD	1.00	1.00	1.00	\$26.68	\$26.68	
313 011 13 19	1.00	SFD	1.00	1.00	1.00	\$26.68	\$26.68	
313 011 13 20	1.00	SFD	1.00	1.00	1.00	\$26.68	\$26.68	
313 011 13 21	1.00	SFD	1.00	1.00	1.00	\$26.68	\$26.68	
313 011 13 22	1.00	SFD	1.00	1.00	1.00	\$26.68	\$26.68	
313 011 13 23	1.00	SFD	1.00	1.00	1.00	\$26.68	\$26.68	
313 011 13 24	1.00	SFD	1.00	1.00	1.00	\$26.68	\$26.68	
313 011 13 25	1.00	SFD	1.00	1.00	1.00	\$26.68	\$26.68	
313 011 13 26	1.00	SFD	1.00	1.00	1.00	\$26.68	\$26.68	
313 011 13 27	1.00	SFD	1.00	1.00	1.00	\$26.68	\$26.68	
313 011 13 28	1.00	SFD	1.00	1.00	1.00	\$26.68	\$26.68	
313 011 13 29	1.00	SFD	1.00	1.00	1.00	\$26.68	\$26.68	
313 011 13 30	1.00	SFD	1.00	1.00	1.00	\$26.68	\$26.68	
313 011 13 31	1.00	SFD	1.00	1.00	1.00	\$26.68	\$26.68	
313 011 13 32	1.00	SFD	1.00	1.00	1.00	\$26.68	\$26.68	
313 011 13 33	1.00	SFD	1.00	1.00	1.00	\$26.68	\$26.68	
313 011 13 34	1.00	SFD	1.00	1.00	1.00	\$26.68	\$26.68	
313 011 13 35	1.00	SFD	1.00	1.00	1.00	\$26.68	\$26.68	
313 011 13 36	1.00	SFD	1.00	1.00	1.00	\$26.68	\$26.68	
313 011 13 37	1.00	SFD	1.00	1.00	1.00	\$26.68	\$26.68	
313 011 13 38	1.00	SFD	1.00	1.00	1.00	\$26.68	\$26.68	
313 011 13 39	1.00	SFD	1.00	1.00	1.00	\$26.68	\$26.68	
313 011 13 40	1.00	SFD	1.00	1.00	1.00	\$26.68	\$26.68	
313 011 13 41	1.00	SFD	1.00	1.00	1.00	\$26.68	\$26.68	
313 011 13 42	1.00	SFD	1.00	1.00	1.00	\$26.68	\$26.68	
313 011 13 43	1.00	SFD	1.00	1.00	1.00	\$26.68	\$26.68	
313 011 13 44	1.00	SFD	1.00	1.00	1.00	\$26.68	\$26.68	
313 011 13 45	1.00	SFD	1.00	1.00	1.00	\$26.68	\$26.68	
313 011 13 46	1.00	SFD	1.00	1.00	1.00	\$26.68	\$26.68	
313 011 13 47	1.00	SFD	1.00	1.00	1.00	\$26.68	\$26.68	
313 011 13 48	1.00	SFD	1.00	1.00	1.00	\$26.68	\$26.68	
313 011 13 49	1.00	SFD	1.00	1.00	1.00	\$26.68	\$26.68	
313 011 13 50	1.00	SFD	1.00	1.00	1.00	\$26.68	\$26.68	
313 011 13 51	1.00	SFD	1.00	1.00	1.00	\$26.68	\$26.68	
313 011 13 52	1.00	SFD	1.00	1.00	1.00	\$26.68	\$26.68	
313 011 13 53	1.00	SFD	1.00	1.00	1.00	\$26.68	\$26.68	
313 011 13 54	1.00	SFD	1.00	1.00	1.00	\$26.68	\$26.68	

EXHIBIT C - Assessment Roll (Fiscal Year 2027)

Peñasquitos East Maintenance Assessment District

Parcel Number	Acres/ Units ⁽¹⁾	Land Use ⁽²⁾	Assessment Factors		Total EBU's	Unit Cost (\$/EBU)	FY 2027 ⁽⁴⁾ Assessment	Owner Name
			Land Use ⁽²⁾	Benefit ⁽³⁾				
313 011 13 55	1.00	SFD	1.00	1.00	1.00	\$26.68	\$26.68	
313 011 13 56	1.00	SFD	1.00	1.00	1.00	\$26.68	\$26.68	
313 011 13 57	1.00	SFD	1.00	1.00	1.00	\$26.68	\$26.68	
313 011 13 58	1.00	SFD	1.00	1.00	1.00	\$26.68	\$26.68	
313 011 13 59	1.00	SFD	1.00	1.00	1.00	\$26.68	\$26.68	
313 011 13 60	1.00	SFD	1.00	1.00	1.00	\$26.68	\$26.68	
313 011 13 61	1.00	SFD	1.00	1.00	1.00	\$26.68	\$26.68	
313 011 13 62	1.00	SFD	1.00	1.00	1.00	\$26.68	\$26.68	
313 011 13 63	1.00	SFD	1.00	1.00	1.00	\$26.68	\$26.68	
313 011 13 64	1.00	SFD	1.00	1.00	1.00	\$26.68	\$26.68	
313 011 13 65	1.00	SFD	1.00	1.00	1.00	\$26.68	\$26.68	
313 011 13 66	1.00	SFD	1.00	1.00	1.00	\$26.68	\$26.68	
313 011 13 67	1.00	SFD	1.00	1.00	1.00	\$26.68	\$26.68	
313 011 13 68	1.00	SFD	1.00	1.00	1.00	\$26.68	\$26.68	
313 011 13 69	1.00	SFD	1.00	1.00	1.00	\$26.68	\$26.68	
313 011 13 70	1.00	SFD	1.00	1.00	1.00	\$26.68	\$26.68	
313 011 13 71	1.00	SFD	1.00	1.00	1.00	\$26.68	\$26.68	
313 011 13 72	1.00	SFD	1.00	1.00	1.00	\$26.68	\$26.68	
313 011 13 73	1.00	SFD	1.00	1.00	1.00	\$26.68	\$26.68	
313 011 13 74	1.00	SFD	1.00	1.00	1.00	\$26.68	\$26.68	
313 011 13 75	1.00	SFD	1.00	1.00	1.00	\$26.68	\$26.68	
313 011 13 76	1.00	SFD	1.00	1.00	1.00	\$26.68	\$26.68	
313 011 13 77	1.00	SFD	1.00	1.00	1.00	\$26.68	\$26.68	
313 011 13 78	1.00	SFD	1.00	1.00	1.00	\$26.68	\$26.68	
313 011 13 79	1.00	SFD	1.00	1.00	1.00	\$26.68	\$26.68	
313 011 13 80	1.00	SFD	1.00	1.00	1.00	\$26.68	\$26.68	
313 011 13 81	1.00	SFD	1.00	1.00	1.00	\$26.68	\$26.68	
313 011 13 82	1.00	SFD	1.00	1.00	1.00	\$26.68	\$26.68	
313 011 13 83	1.00	SFD	1.00	1.00	1.00	\$26.68	\$26.68	
313 011 13 84	1.00	SFD	1.00	1.00	1.00	\$26.68	\$26.68	
313 011 13 85	1.00	SFD	1.00	1.00	1.00	\$26.68	\$26.68	
313 011 13 86	1.00	SFD	1.00	1.00	1.00	\$26.68	\$26.68	
313 011 13 87	1.00	SFD	1.00	1.00	1.00	\$26.68	\$26.68	
313 011 13 88	1.00	SFD	1.00	1.00	1.00	\$26.68	\$26.68	
313 011 13 89	1.00	SFD	1.00	1.00	1.00	\$26.68	\$26.68	
313 011 13 90	1.00	SFD	1.00	1.00	1.00	\$26.68	\$26.68	
313 011 13 91	1.00	SFD	1.00	1.00	1.00	\$26.68	\$26.68	
313 011 13 92	1.00	SFD	1.00	1.00	1.00	\$26.68	\$26.68	
313 011 13 93	1.00	SFD	1.00	1.00	1.00	\$26.68	\$26.68	
313 011 13 94	1.00	SFD	1.00	1.00	1.00	\$26.68	\$26.68	
313 011 13 95	1.00	SFD	1.00	1.00	1.00	\$26.68	\$26.68	
313 011 13 96	1.00	SFD	1.00	1.00	1.00	\$26.68	\$26.68	
313 011 14 01	1.00	SFD	1.00	1.00	1.00	\$26.68	\$26.68	
313 011 14 02	1.00	SFD	1.00	1.00	1.00	\$26.68	\$26.68	
313 011 14 03	1.00	SFD	1.00	1.00	1.00	\$26.68	\$26.68	
313 011 14 04	1.00	SFD	1.00	1.00	1.00	\$26.68	\$26.68	
313 011 14 05	1.00	SFD	1.00	1.00	1.00	\$26.68	\$26.68	
313 011 14 06	1.00	SFD	1.00	1.00	1.00	\$26.68	\$26.68	
313 011 14 07	1.00	SFD	1.00	1.00	1.00	\$26.68	\$26.68	
313 011 14 08	1.00	SFD	1.00	1.00	1.00	\$26.68	\$26.68	
313 011 14 09	1.00	SFD	1.00	1.00	1.00	\$26.68	\$26.68	
313 011 14 10	1.00	SFD	1.00	1.00	1.00	\$26.68	\$26.68	
313 011 14 11	1.00	SFD	1.00	1.00	1.00	\$26.68	\$26.68	

EXHIBIT C - Assessment Roll (Fiscal Year 2027)

Peñasquitos East Maintenance Assessment District

Parcel Number	Acres/ Units ⁽¹⁾	Land Use ⁽²⁾	Assessment Factors		Total EBU's	Unit Cost (\$/EBU)	FY 2027 ⁽⁴⁾ Assessment	Owner Name
			Land Use ⁽²⁾	Benefit ⁽³⁾				
313 011 14 12	1.00	SFD	1.00	1.00	1.00	\$26.68	\$26.68	
313 011 14 13	1.00	SFD	1.00	1.00	1.00	\$26.68	\$26.68	
313 011 14 14	1.00	SFD	1.00	1.00	1.00	\$26.68	\$26.68	
313 011 14 15	1.00	SFD	1.00	1.00	1.00	\$26.68	\$26.68	
313 011 14 16	1.00	SFD	1.00	1.00	1.00	\$26.68	\$26.68	
313 011 14 17	1.00	SFD	1.00	1.00	1.00	\$26.68	\$26.68	
313 011 14 18	1.00	SFD	1.00	1.00	1.00	\$26.68	\$26.68	
313 011 14 19	1.00	SFD	1.00	1.00	1.00	\$26.68	\$26.68	
313 011 14 20	1.00	SFD	1.00	1.00	1.00	\$26.68	\$26.68	
313 011 14 21	1.00	SFD	1.00	1.00	1.00	\$26.68	\$26.68	
313 011 14 22	1.00	SFD	1.00	1.00	1.00	\$26.68	\$26.68	
313 011 14 23	1.00	SFD	1.00	1.00	1.00	\$26.68	\$26.68	
313 011 14 24	1.00	SFD	1.00	1.00	1.00	\$26.68	\$26.68	
313 011 14 25	1.00	SFD	1.00	1.00	1.00	\$26.68	\$26.68	
313 011 14 26	1.00	SFD	1.00	1.00	1.00	\$26.68	\$26.68	
313 011 14 27	1.00	SFD	1.00	1.00	1.00	\$26.68	\$26.68	
313 011 14 28	1.00	SFD	1.00	1.00	1.00	\$26.68	\$26.68	
313 011 14 29	1.00	SFD	1.00	1.00	1.00	\$26.68	\$26.68	
313 011 14 30	1.00	SFD	1.00	1.00	1.00	\$26.68	\$26.68	
313 011 14 31	1.00	SFD	1.00	1.00	1.00	\$26.68	\$26.68	
313 011 14 32	1.00	SFD	1.00	1.00	1.00	\$26.68	\$26.68	
313 011 14 33	1.00	SFD	1.00	1.00	1.00	\$26.68	\$26.68	
313 011 14 34	1.00	SFD	1.00	1.00	1.00	\$26.68	\$26.68	
313 011 14 35	1.00	SFD	1.00	1.00	1.00	\$26.68	\$26.68	
313 011 14 36	1.00	SFD	1.00	1.00	1.00	\$26.68	\$26.68	
313 011 14 37	1.00	SFD	1.00	1.00	1.00	\$26.68	\$26.68	
313 011 14 38	1.00	SFD	1.00	1.00	1.00	\$26.68	\$26.68	
313 011 14 39	1.00	SFD	1.00	1.00	1.00	\$26.68	\$26.68	
313 011 14 40	1.00	SFD	1.00	1.00	1.00	\$26.68	\$26.68	
313 011 14 41	1.00	SFD	1.00	1.00	1.00	\$26.68	\$26.68	
313 011 14 42	1.00	SFD	1.00	1.00	1.00	\$26.68	\$26.68	
313 011 14 43	1.00	SFD	1.00	1.00	1.00	\$26.68	\$26.68	
313 011 14 44	1.00	SFD	1.00	1.00	1.00	\$26.68	\$26.68	
313 011 14 45	1.00	SFD	1.00	1.00	1.00	\$26.68	\$26.68	
313 011 14 46	1.00	SFD	1.00	1.00	1.00	\$26.68	\$26.68	
313 011 14 47	1.00	SFD	1.00	1.00	1.00	\$26.68	\$26.68	
313 011 14 48	1.00	SFD	1.00	1.00	1.00	\$26.68	\$26.68	
313 011 14 49	1.00	SFD	1.00	1.00	1.00	\$26.68	\$26.68	
313 011 14 50	1.00	SFD	1.00	1.00	1.00	\$26.68	\$26.68	
313 011 14 51	1.00	SFD	1.00	1.00	1.00	\$26.68	\$26.68	
313 011 14 52	1.00	SFD	1.00	1.00	1.00	\$26.68	\$26.68	
313 011 14 53	1.00	SFD	1.00	1.00	1.00	\$26.68	\$26.68	
313 011 14 54	1.00	SFD	1.00	1.00	1.00	\$26.68	\$26.68	
313 011 14 55	1.00	SFD	1.00	1.00	1.00	\$26.68	\$26.68	
313 011 14 56	1.00	SFD	1.00	1.00	1.00	\$26.68	\$26.68	
313 011 14 57	1.00	SFD	1.00	1.00	1.00	\$26.68	\$26.68	
313 011 14 58	1.00	SFD	1.00	1.00	1.00	\$26.68	\$26.68	
313 011 14 59	1.00	SFD	1.00	1.00	1.00	\$26.68	\$26.68	
313 011 14 60	1.00	SFD	1.00	1.00	1.00	\$26.68	\$26.68	
313 011 14 61	1.00	SFD	1.00	1.00	1.00	\$26.68	\$26.68	
313 011 14 62	1.00	SFD	1.00	1.00	1.00	\$26.68	\$26.68	
313 011 14 63	1.00	SFD	1.00	1.00	1.00	\$26.68	\$26.68	
313 011 14 64	1.00	SFD	1.00	1.00	1.00	\$26.68	\$26.68	

EXHIBIT C - Assessment Roll (Fiscal Year 2027)

Peñasquitos East Maintenance Assessment District

Parcel Number	Acres/ Units ⁽¹⁾	Land Use ⁽²⁾	Assessment Factors		Total EBU's	Unit Cost (\$/EBU)	FY 2027 ⁽⁴⁾ Assessment	Owner Name
			Land Use ⁽²⁾	Benefit ⁽³⁾				
313 011 14 65	1.00	SFD	1.00	1.00	1.00	\$26.68	\$26.68	
313 011 14 66	1.00	SFD	1.00	1.00	1.00	\$26.68	\$26.68	
313 011 14 67	1.00	SFD	1.00	1.00	1.00	\$26.68	\$26.68	
313 011 14 68	1.00	SFD	1.00	1.00	1.00	\$26.68	\$26.68	
313 011 14 69	1.00	SFD	1.00	1.00	1.00	\$26.68	\$26.68	
313 011 14 70	1.00	SFD	1.00	1.00	1.00	\$26.68	\$26.68	
313 011 14 71	1.00	SFD	1.00	1.00	1.00	\$26.68	\$26.68	
313 011 14 72	1.00	SFD	1.00	1.00	1.00	\$26.68	\$26.68	
313 011 14 73	1.00	SFD	1.00	1.00	1.00	\$26.68	\$26.68	
313 011 14 74	1.00	SFD	1.00	1.00	1.00	\$26.68	\$26.68	
313 011 14 75	1.00	SFD	1.00	1.00	1.00	\$26.68	\$26.68	
313 011 14 76	1.00	SFD	1.00	1.00	1.00	\$26.68	\$26.68	
313 011 14 77	1.00	SFD	1.00	1.00	1.00	\$26.68	\$26.68	
313 011 14 78	1.00	SFD	1.00	1.00	1.00	\$26.68	\$26.68	
313 011 15 01	1.00	SFD	1.00	1.00	1.00	\$26.68	\$26.68	
313 011 15 02	1.00	SFD	1.00	1.00	1.00	\$26.68	\$26.68	
313 011 15 03	1.00	SFD	1.00	1.00	1.00	\$26.68	\$26.68	
313 011 15 04	1.00	SFD	1.00	1.00	1.00	\$26.68	\$26.68	
313 011 15 05	1.00	SFD	1.00	1.00	1.00	\$26.68	\$26.68	
313 011 15 06	1.00	SFD	1.00	1.00	1.00	\$26.68	\$26.68	
313 011 15 07	1.00	SFD	1.00	1.00	1.00	\$26.68	\$26.68	
313 011 15 08	1.00	SFD	1.00	1.00	1.00	\$26.68	\$26.68	
313 011 15 09	1.00	SFD	1.00	1.00	1.00	\$26.68	\$26.68	
313 011 15 10	1.00	SFD	1.00	1.00	1.00	\$26.68	\$26.68	
313 011 15 11	1.00	SFD	1.00	1.00	1.00	\$26.68	\$26.68	
313 011 15 12	1.00	SFD	1.00	1.00	1.00	\$26.68	\$26.68	
313 011 15 13	1.00	SFD	1.00	1.00	1.00	\$26.68	\$26.68	
313 011 15 14	1.00	SFD	1.00	1.00	1.00	\$26.68	\$26.68	
313 011 15 15	1.00	SFD	1.00	1.00	1.00	\$26.68	\$26.68	
313 011 15 16	1.00	SFD	1.00	1.00	1.00	\$26.68	\$26.68	
313 011 15 17	1.00	SFD	1.00	1.00	1.00	\$26.68	\$26.68	
313 011 15 18	1.00	SFD	1.00	1.00	1.00	\$26.68	\$26.68	
313 011 15 19	1.00	SFD	1.00	1.00	1.00	\$26.68	\$26.68	
313 011 15 20	1.00	SFD	1.00	1.00	1.00	\$26.68	\$26.68	
313 011 15 21	1.00	SFD	1.00	1.00	1.00	\$26.68	\$26.68	
313 011 15 22	1.00	SFD	1.00	1.00	1.00	\$26.68	\$26.68	
313 011 15 23	1.00	SFD	1.00	1.00	1.00	\$26.68	\$26.68	
313 011 15 24	1.00	SFD	1.00	1.00	1.00	\$26.68	\$26.68	
313 011 15 25	1.00	SFD	1.00	1.00	1.00	\$26.68	\$26.68	
313 011 15 26	1.00	SFD	1.00	1.00	1.00	\$26.68	\$26.68	
313 011 15 27	1.00	SFD	1.00	1.00	1.00	\$26.68	\$26.68	
313 011 15 28	1.00	SFD	1.00	1.00	1.00	\$26.68	\$26.68	
313 011 15 29	1.00	SFD	1.00	1.00	1.00	\$26.68	\$26.68	
313 011 15 30	1.00	SFD	1.00	1.00	1.00	\$26.68	\$26.68	
313 011 15 31	1.00	SFD	1.00	1.00	1.00	\$26.68	\$26.68	
313 011 15 32	1.00	SFD	1.00	1.00	1.00	\$26.68	\$26.68	
313 011 15 33	1.00	SFD	1.00	1.00	1.00	\$26.68	\$26.68	
313 011 15 34	1.00	SFD	1.00	1.00	1.00	\$26.68	\$26.68	
313 011 15 35	1.00	SFD	1.00	1.00	1.00	\$26.68	\$26.68	
313 011 15 36	1.00	SFD	1.00	1.00	1.00	\$26.68	\$26.68	
313 011 15 37	1.00	SFD	1.00	1.00	1.00	\$26.68	\$26.68	
313 011 15 38	1.00	SFD	1.00	1.00	1.00	\$26.68	\$26.68	
313 011 15 39	1.00	SFD	1.00	1.00	1.00	\$26.68	\$26.68	

EXHIBIT C - Assessment Roll (Fiscal Year 2027)

Peñasquitos East Maintenance Assessment District

Parcel Number	Acres/ Units ⁽¹⁾	Land Use ⁽²⁾	Assessment Factors		Total EBU's	Unit Cost (\$/EBU)	FY 2027 ⁽⁴⁾ Assessment	Owner Name
			Land Use ⁽²⁾	Benefit ⁽³⁾				
313 011 15 40	1.00	SFD	1.00	1.00	1.00	\$26.68	\$26.68	
313 011 15 41	1.00	SFD	1.00	1.00	1.00	\$26.68	\$26.68	
313 011 15 42	1.00	SFD	1.00	1.00	1.00	\$26.68	\$26.68	
313 011 15 43	1.00	SFD	1.00	1.00	1.00	\$26.68	\$26.68	
313 011 15 44	1.00	SFD	1.00	1.00	1.00	\$26.68	\$26.68	
313 011 15 45	1.00	SFD	1.00	1.00	1.00	\$26.68	\$26.68	
313 011 15 46	1.00	SFD	1.00	1.00	1.00	\$26.68	\$26.68	
313 011 15 47	1.00	SFD	1.00	1.00	1.00	\$26.68	\$26.68	
313 011 15 48	1.00	SFD	1.00	1.00	1.00	\$26.68	\$26.68	
313 011 15 49	1.00	SFD	1.00	1.00	1.00	\$26.68	\$26.68	
313 011 15 50	1.00	SFD	1.00	1.00	1.00	\$26.68	\$26.68	
313 011 15 51	1.00	SFD	1.00	1.00	1.00	\$26.68	\$26.68	
313 011 15 52	1.00	SFD	1.00	1.00	1.00	\$26.68	\$26.68	
313 011 15 53	1.00	SFD	1.00	1.00	1.00	\$26.68	\$26.68	
313 011 15 54	1.00	SFD	1.00	1.00	1.00	\$26.68	\$26.68	
313 011 16 01	1.00	SFD	1.00	1.00	1.00	\$26.68	\$26.68	
313 011 16 02	1.00	SFD	1.00	1.00	1.00	\$26.68	\$26.68	
313 011 16 03	1.00	SFD	1.00	1.00	1.00	\$26.68	\$26.68	
313 011 16 04	1.00	SFD	1.00	1.00	1.00	\$26.68	\$26.68	
313 011 16 05	1.00	SFD	1.00	1.00	1.00	\$26.68	\$26.68	
313 011 16 06	1.00	SFD	1.00	1.00	1.00	\$26.68	\$26.68	
313 011 16 07	1.00	SFD	1.00	1.00	1.00	\$26.68	\$26.68	
313 011 16 08	1.00	SFD	1.00	1.00	1.00	\$26.68	\$26.68	
313 011 16 09	1.00	SFD	1.00	1.00	1.00	\$26.68	\$26.68	
313 011 16 10	1.00	SFD	1.00	1.00	1.00	\$26.68	\$26.68	
313 011 16 11	1.00	SFD	1.00	1.00	1.00	\$26.68	\$26.68	
313 011 16 12	1.00	SFD	1.00	1.00	1.00	\$26.68	\$26.68	
313 011 16 13	1.00	SFD	1.00	1.00	1.00	\$26.68	\$26.68	
313 011 16 14	1.00	SFD	1.00	1.00	1.00	\$26.68	\$26.68	
313 011 16 15	1.00	SFD	1.00	1.00	1.00	\$26.68	\$26.68	
313 011 16 16	1.00	SFD	1.00	1.00	1.00	\$26.68	\$26.68	
313 011 16 17	1.00	SFD	1.00	1.00	1.00	\$26.68	\$26.68	
313 011 16 18	1.00	SFD	1.00	1.00	1.00	\$26.68	\$26.68	
313 011 16 19	1.00	SFD	1.00	1.00	1.00	\$26.68	\$26.68	
313 011 16 20	1.00	SFD	1.00	1.00	1.00	\$26.68	\$26.68	
313 011 16 21	1.00	SFD	1.00	1.00	1.00	\$26.68	\$26.68	
313 011 16 22	1.00	SFD	1.00	1.00	1.00	\$26.68	\$26.68	
313 011 16 23	1.00	SFD	1.00	1.00	1.00	\$26.68	\$26.68	
313 011 16 24	1.00	SFD	1.00	1.00	1.00	\$26.68	\$26.68	
313 011 16 25	1.00	SFD	1.00	1.00	1.00	\$26.68	\$26.68	
313 011 16 26	1.00	SFD	1.00	1.00	1.00	\$26.68	\$26.68	
313 011 16 27	1.00	SFD	1.00	1.00	1.00	\$26.68	\$26.68	
313 011 16 28	1.00	SFD	1.00	1.00	1.00	\$26.68	\$26.68	
313 011 16 29	1.00	SFD	1.00	1.00	1.00	\$26.68	\$26.68	
313 011 16 30	1.00	SFD	1.00	1.00	1.00	\$26.68	\$26.68	
313 011 16 31	1.00	SFD	1.00	1.00	1.00	\$26.68	\$26.68	
313 011 16 32	1.00	SFD	1.00	1.00	1.00	\$26.68	\$26.68	
313 011 16 33	1.00	SFD	1.00	1.00	1.00	\$26.68	\$26.68	
313 011 16 34	1.00	SFD	1.00	1.00	1.00	\$26.68	\$26.68	
313 011 16 35	1.00	SFD	1.00	1.00	1.00	\$26.68	\$26.68	
313 011 16 36	1.00	SFD	1.00	1.00	1.00	\$26.68	\$26.68	
313 011 16 37	1.00	SFD	1.00	1.00	1.00	\$26.68	\$26.68	
313 011 16 38	1.00	SFD	1.00	1.00	1.00	\$26.68	\$26.68	

EXHIBIT C - Assessment Roll (Fiscal Year 2027)
Peñasquitos East Maintenance Assessment District

Parcel Number	Acres/ Units ⁽¹⁾	Land Use ⁽²⁾	Assessment Factors		Total EBU's	Unit Cost (\$/EBU)	FY 2027 ⁽⁴⁾ Assessment	Owner Name
			Land Use ⁽²⁾	Benefit ⁽³⁾				
313 011 16 39	1.00	SFD	1.00	1.00	1.00	\$26.68	\$26.68	
313 011 16 40	1.00	SFD	1.00	1.00	1.00	\$26.68	\$26.68	
313 011 16 41	1.00	SFD	1.00	1.00	1.00	\$26.68	\$26.68	
313 011 16 42	1.00	SFD	1.00	1.00	1.00	\$26.68	\$26.68	
313 011 16 43	1.00	SFD	1.00	1.00	1.00	\$26.68	\$26.68	
313 011 16 44	1.00	SFD	1.00	1.00	1.00	\$26.68	\$26.68	
313 011 16 45	1.00	SFD	1.00	1.00	1.00	\$26.68	\$26.68	
313 011 16 46	1.00	SFD	1.00	1.00	1.00	\$26.68	\$26.68	
313 011 16 47	1.00	SFD	1.00	1.00	1.00	\$26.68	\$26.68	
313 011 16 48	1.00	SFD	1.00	1.00	1.00	\$26.68	\$26.68	
313 011 16 49	1.00	SFD	1.00	1.00	1.00	\$26.68	\$26.68	
313 011 16 50	1.00	SFD	1.00	1.00	1.00	\$26.68	\$26.68	
313 011 17 00	81.00	MFR	0.70	1.00	56.70	\$26.68	\$1,512.76	
313 011 18 00	0.48	PKD	5.00	0.30	0.72	\$26.68	\$19.20	
313 011 19 00	2.77	PKD	5.00	0.30	4.16	\$26.68	\$110.86	
313 011 20 00	16.33	OSP	0.00	0.30	0.00	\$26.68	\$0.00	
313 011 21 00	14.57	OSP	0.00	0.30	0.00	\$26.68	\$0.00	
313 011 22 00	2.06	OSP	0.00	0.30	0.00	\$26.68	\$0.00	
313 011 23 00	1.18	PKD	5.00	0.30	1.77	\$26.68	\$47.22	
313 011 24 00	2.13	OSP	0.00	0.30	0.00	\$26.68	\$0.00	
313 011 25 00	8.66	STR	0.00	0.30	0.00	\$26.68	\$0.00	
313 011 26 00	0.53	PKD	5.00	0.30	0.80	\$26.68	\$21.20	
313 011 27 00	12.58	STR	0.00	0.30	0.00	\$26.68	\$0.00	
313 011 28 01	1.00	SFD	1.00	1.00	1.00	\$26.68	\$26.68	
313 011 28 02	1.00	SFD	1.00	1.00	1.00	\$26.68	\$26.68	
313 011 28 03	1.00	SFD	1.00	1.00	1.00	\$26.68	\$26.68	
313 011 28 04	1.00	SFD	1.00	1.00	1.00	\$26.68	\$26.68	
313 011 28 05	1.00	SFD	1.00	1.00	1.00	\$26.68	\$26.68	
313 011 28 06	1.00	SFD	1.00	1.00	1.00	\$26.68	\$26.68	
313 011 28 07	1.00	SFD	1.00	1.00	1.00	\$26.68	\$26.68	
313 011 28 08	1.00	SFD	1.00	1.00	1.00	\$26.68	\$26.68	
313 011 28 09	1.00	SFD	1.00	1.00	1.00	\$26.68	\$26.68	
313 011 28 10	1.00	SFD	1.00	1.00	1.00	\$26.68	\$26.68	
313 011 28 11	1.00	SFD	1.00	1.00	1.00	\$26.68	\$26.68	
313 011 28 12	1.00	SFD	1.00	1.00	1.00	\$26.68	\$26.68	
313 011 28 13	1.00	SFD	1.00	1.00	1.00	\$26.68	\$26.68	
313 011 28 14	1.00	SFD	1.00	1.00	1.00	\$26.68	\$26.68	
313 011 28 15	1.00	SFD	1.00	1.00	1.00	\$26.68	\$26.68	
313 011 28 16	1.00	SFD	1.00	1.00	1.00	\$26.68	\$26.68	
313 011 28 17	1.00	SFD	1.00	1.00	1.00	\$26.68	\$26.68	
313 011 28 18	1.00	SFD	1.00	1.00	1.00	\$26.68	\$26.68	
313 011 28 19	1.00	SFD	1.00	1.00	1.00	\$26.68	\$26.68	
313 011 28 20	1.00	SFD	1.00	1.00	1.00	\$26.68	\$26.68	
313 011 28 21	1.00	SFD	1.00	1.00	1.00	\$26.68	\$26.68	
313 011 28 22	1.00	SFD	1.00	1.00	1.00	\$26.68	\$26.68	
313 011 28 23	1.00	SFD	1.00	1.00	1.00	\$26.68	\$26.68	
313 011 28 24	1.00	SFD	1.00	1.00	1.00	\$26.68	\$26.68	
313 011 28 25	1.00	SFD	1.00	1.00	1.00	\$26.68	\$26.68	
313 011 28 26	1.00	SFD	1.00	1.00	1.00	\$26.68	\$26.68	
313 011 28 27	1.00	SFD	1.00	1.00	1.00	\$26.68	\$26.68	
313 011 28 28	1.00	SFD	1.00	1.00	1.00	\$26.68	\$26.68	
313 011 28 29	1.00	SFD	1.00	1.00	1.00	\$26.68	\$26.68	
313 011 28 30	1.00	SFD	1.00	1.00	1.00	\$26.68	\$26.68	

EXHIBIT C - Assessment Roll (Fiscal Year 2027)

Peñasquitos East Maintenance Assessment District

Parcel Number	Acres/ Units ⁽¹⁾	Land Use ⁽²⁾	Assessment Factors		Total EBU's	Unit Cost (\$/EBU)	FY 2027 ⁽⁴⁾ Assessment	Owner Name
			Land Use ⁽²⁾	Benefit ⁽³⁾				
313 011 28 31	1.00	SFD	1.00	1.00	1.00	\$26.68	\$26.68	
313 011 28 32	1.00	SFD	1.00	1.00	1.00	\$26.68	\$26.68	
313 011 28 33	1.00	SFD	1.00	1.00	1.00	\$26.68	\$26.68	
313 011 28 34	1.00	SFD	1.00	1.00	1.00	\$26.68	\$26.68	
313 011 28 35	1.00	SFD	1.00	1.00	1.00	\$26.68	\$26.68	
313 011 28 36	1.00	SFD	1.00	1.00	1.00	\$26.68	\$26.68	
313 011 28 37	1.00	SFD	1.00	1.00	1.00	\$26.68	\$26.68	
313 011 28 38	1.00	SFD	1.00	1.00	1.00	\$26.68	\$26.68	
313 011 28 39	1.00	SFD	1.00	1.00	1.00	\$26.68	\$26.68	
313 011 28 40	1.00	SFD	1.00	1.00	1.00	\$26.68	\$26.68	
313 011 28 41	1.00	SFD	1.00	1.00	1.00	\$26.68	\$26.68	
313 011 28 42	1.00	SFD	1.00	1.00	1.00	\$26.68	\$26.68	
313 011 28 43	1.00	SFD	1.00	1.00	1.00	\$26.68	\$26.68	
313 011 28 44	1.00	SFD	1.00	1.00	1.00	\$26.68	\$26.68	
313 011 28 45	1.00	SFD	1.00	1.00	1.00	\$26.68	\$26.68	
313 011 28 46	1.00	SFD	1.00	1.00	1.00	\$26.68	\$26.68	
313 011 28 47	1.00	SFD	1.00	1.00	1.00	\$26.68	\$26.68	
313 011 28 48	1.00	SFD	1.00	1.00	1.00	\$26.68	\$26.68	
313 011 28 49	1.00	SFD	1.00	1.00	1.00	\$26.68	\$26.68	
313 011 28 50	1.00	SFD	1.00	1.00	1.00	\$26.68	\$26.68	
313 011 28 51	1.00	SFD	1.00	1.00	1.00	\$26.68	\$26.68	
313 011 29 00	1.03	PKD	5.00	0.30	1.55	\$26.68	\$41.22	
313 011 30 00	0.22	PKD	5.00	0.30	0.33	\$26.68	\$8.80	
313 011 31 00	0.57	PKD	5.00	0.30	0.86	\$26.68	\$22.80	
313 011 32 00	24.33	STR	0.00	0.30	0.00	\$26.68	\$0.00	
313 011 33 01	1.00	SFD	1.00	1.00	1.00	\$26.68	\$26.68	
313 011 33 02	1.00	SFD	1.00	1.00	1.00	\$26.68	\$26.68	
313 011 33 03	1.00	SFD	1.00	1.00	1.00	\$26.68	\$26.68	
313 011 33 04	1.00	SFD	1.00	1.00	1.00	\$26.68	\$26.68	
313 011 33 05	1.00	SFD	1.00	1.00	1.00	\$26.68	\$26.68	
313 011 33 06	1.00	SFD	1.00	1.00	1.00	\$26.68	\$26.68	
313 011 33 07	1.00	SFD	1.00	1.00	1.00	\$26.68	\$26.68	
313 011 33 08	1.00	SFD	1.00	1.00	1.00	\$26.68	\$26.68	
313 011 33 09	1.00	SFD	1.00	1.00	1.00	\$26.68	\$26.68	
313 011 33 10	1.00	SFD	1.00	1.00	1.00	\$26.68	\$26.68	
313 011 33 11	1.00	SFD	1.00	1.00	1.00	\$26.68	\$26.68	
313 011 33 12	1.00	SFD	1.00	1.00	1.00	\$26.68	\$26.68	
313 011 33 13	1.00	SFD	1.00	1.00	1.00	\$26.68	\$26.68	
313 011 33 14	1.00	SFD	1.00	1.00	1.00	\$26.68	\$26.68	
313 011 33 15	1.00	SFD	1.00	1.00	1.00	\$26.68	\$26.68	
313 011 33 16	1.00	SFD	1.00	1.00	1.00	\$26.68	\$26.68	
313 011 33 17	1.00	SFD	1.00	1.00	1.00	\$26.68	\$26.68	
313 011 33 18	1.00	SFD	1.00	1.00	1.00	\$26.68	\$26.68	
313 011 33 19	1.00	SFD	1.00	1.00	1.00	\$26.68	\$26.68	
313 011 33 20	1.00	SFD	1.00	1.00	1.00	\$26.68	\$26.68	
313 011 33 21	1.00	SFD	1.00	1.00	1.00	\$26.68	\$26.68	
313 011 33 22	1.00	SFD	1.00	1.00	1.00	\$26.68	\$26.68	
313 011 33 23	1.00	SFD	1.00	1.00	1.00	\$26.68	\$26.68	
313 011 33 24	1.00	SFD	1.00	1.00	1.00	\$26.68	\$26.68	
313 011 33 25	1.00	SFD	1.00	1.00	1.00	\$26.68	\$26.68	
313 011 33 26	1.00	SFD	1.00	1.00	1.00	\$26.68	\$26.68	
313 011 33 27	1.00	SFD	1.00	1.00	1.00	\$26.68	\$26.68	
313 011 33 28	1.00	SFD	1.00	1.00	1.00	\$26.68	\$26.68	

EXHIBIT C - Assessment Roll (Fiscal Year 2027)

Peñasquitos East Maintenance Assessment District

Parcel Number	Acres/ Units ⁽¹⁾	Land Use ⁽²⁾	Assessment Factors		Total EBU's	Unit Cost (\$/EBU)	FY 2027 ⁽⁴⁾ Assessment	Owner Name
			Land Use ⁽²⁾	Benefit ⁽³⁾				
313 011 33 29	1.00	SFD	1.00	1.00	1.00	\$26.68	\$26.68	
313 011 33 30	1.00	SFD	1.00	1.00	1.00	\$26.68	\$26.68	
313 011 33 31	1.00	SFD	1.00	1.00	1.00	\$26.68	\$26.68	
313 011 33 32	1.00	SFD	1.00	1.00	1.00	\$26.68	\$26.68	
313 011 33 33	1.00	SFD	1.00	1.00	1.00	\$26.68	\$26.68	
313 011 33 34	1.00	SFD	1.00	1.00	1.00	\$26.68	\$26.68	
313 011 33 35	1.00	SFD	1.00	1.00	1.00	\$26.68	\$26.68	
313 011 33 36	1.00	SFD	1.00	1.00	1.00	\$26.68	\$26.68	
313 011 33 37	1.00	SFD	1.00	1.00	1.00	\$26.68	\$26.68	
313 011 33 38	1.00	SFD	1.00	1.00	1.00	\$26.68	\$26.68	
313 011 33 39	1.00	SFD	1.00	1.00	1.00	\$26.68	\$26.68	
313 011 33 40	1.00	SFD	1.00	1.00	1.00	\$26.68	\$26.68	
313 011 33 41	1.00	SFD	1.00	1.00	1.00	\$26.68	\$26.68	
313 011 33 42	1.00	SFD	1.00	1.00	1.00	\$26.68	\$26.68	
313 011 33 43	1.00	SFD	1.00	1.00	1.00	\$26.68	\$26.68	
313 011 33 44	1.00	SFD	1.00	1.00	1.00	\$26.68	\$26.68	
313 011 33 45	1.00	SFD	1.00	1.00	1.00	\$26.68	\$26.68	
313 011 33 46	1.00	SFD	1.00	1.00	1.00	\$26.68	\$26.68	
313 011 33 47	1.00	SFD	1.00	1.00	1.00	\$26.68	\$26.68	
313 011 33 48	1.00	SFD	1.00	1.00	1.00	\$26.68	\$26.68	
313 011 33 49	1.00	SFD	1.00	1.00	1.00	\$26.68	\$26.68	
313 011 33 50	1.00	SFD	1.00	1.00	1.00	\$26.68	\$26.68	
313 011 33 51	1.00	SFD	1.00	1.00	1.00	\$26.68	\$26.68	
313 011 33 52	1.00	SFD	1.00	1.00	1.00	\$26.68	\$26.68	
313 011 33 53	1.00	SFD	1.00	1.00	1.00	\$26.68	\$26.68	
313 011 33 54	1.00	SFD	1.00	1.00	1.00	\$26.68	\$26.68	
313 011 34 01	1.00	SFD	1.00	1.00	1.00	\$26.68	\$26.68	
313 011 34 02	1.00	SFD	1.00	1.00	1.00	\$26.68	\$26.68	
313 011 34 03	1.00	SFD	1.00	1.00	1.00	\$26.68	\$26.68	
313 011 34 04	1.00	SFD	1.00	1.00	1.00	\$26.68	\$26.68	
313 011 34 05	1.00	SFD	1.00	1.00	1.00	\$26.68	\$26.68	
313 011 34 06	1.00	SFD	1.00	1.00	1.00	\$26.68	\$26.68	
313 011 34 07	1.00	SFD	1.00	1.00	1.00	\$26.68	\$26.68	
313 011 34 08	1.00	SFD	1.00	1.00	1.00	\$26.68	\$26.68	
313 011 34 09	1.00	SFD	1.00	1.00	1.00	\$26.68	\$26.68	
313 011 34 10	1.00	SFD	1.00	1.00	1.00	\$26.68	\$26.68	
313 011 34 11	1.00	SFD	1.00	1.00	1.00	\$26.68	\$26.68	
313 011 34 12	1.00	SFD	1.00	1.00	1.00	\$26.68	\$26.68	
313 011 34 13	1.00	SFD	1.00	1.00	1.00	\$26.68	\$26.68	
313 011 34 14	1.00	SFD	1.00	1.00	1.00	\$26.68	\$26.68	
313 011 34 15	1.00	SFD	1.00	1.00	1.00	\$26.68	\$26.68	
313 011 34 16	1.00	SFD	1.00	1.00	1.00	\$26.68	\$26.68	
313 011 34 17	1.00	SFD	1.00	1.00	1.00	\$26.68	\$26.68	
313 011 34 18	1.00	SFD	1.00	1.00	1.00	\$26.68	\$26.68	
313 011 34 19	1.00	SFD	1.00	1.00	1.00	\$26.68	\$26.68	
313 011 34 20	1.00	SFD	1.00	1.00	1.00	\$26.68	\$26.68	
313 011 34 21	1.00	SFD	1.00	1.00	1.00	\$26.68	\$26.68	
313 011 34 22	1.00	SFD	1.00	1.00	1.00	\$26.68	\$26.68	
313 011 34 23	1.00	SFD	1.00	1.00	1.00	\$26.68	\$26.68	
313 011 34 24	1.00	SFD	1.00	1.00	1.00	\$26.68	\$26.68	
313 011 34 25	1.00	SFD	1.00	1.00	1.00	\$26.68	\$26.68	
313 011 34 26	1.00	SFD	1.00	1.00	1.00	\$26.68	\$26.68	
313 011 34 27	1.00	SFD	1.00	1.00	1.00	\$26.68	\$26.68	

EXHIBIT C - Assessment Roll (Fiscal Year 2027)
Peñasquitos East Maintenance Assessment District

Parcel Number	Acres/ Units ⁽¹⁾	Land Use ⁽²⁾	Assessment Factors		Total EBU's	Unit Cost (\$/EBU)	FY 2027 ⁽⁴⁾ Assessment	Owner Name
			Land Use ⁽²⁾	Benefit ⁽³⁾				
313 011 34 28	1.00	SFD	1.00	1.00	1.00	\$26.68	\$26.68	
313 011 34 29	1.00	SFD	1.00	1.00	1.00	\$26.68	\$26.68	
313 011 34 30	1.00	SFD	1.00	1.00	1.00	\$26.68	\$26.68	
313 011 34 31	1.00	SFD	1.00	1.00	1.00	\$26.68	\$26.68	
313 011 34 32	1.00	SFD	1.00	1.00	1.00	\$26.68	\$26.68	
313 011 34 33	1.00	SFD	1.00	1.00	1.00	\$26.68	\$26.68	
313 011 34 34	1.00	SFD	1.00	1.00	1.00	\$26.68	\$26.68	
313 011 34 35	1.00	SFD	1.00	1.00	1.00	\$26.68	\$26.68	
313 011 34 36	1.00	SFD	1.00	1.00	1.00	\$26.68	\$26.68	
313 011 34 37	1.00	SFD	1.00	1.00	1.00	\$26.68	\$26.68	
313 011 34 38	1.00	SFD	1.00	1.00	1.00	\$26.68	\$26.68	
313 011 34 39	1.00	SFD	1.00	1.00	1.00	\$26.68	\$26.68	
313 011 34 40	1.00	SFD	1.00	1.00	1.00	\$26.68	\$26.68	
313 011 34 41	1.00	SFD	1.00	1.00	1.00	\$26.68	\$26.68	
313 011 34 42	1.00	SFD	1.00	1.00	1.00	\$26.68	\$26.68	
313 011 34 43	1.00	SFD	1.00	1.00	1.00	\$26.68	\$26.68	
313 011 34 44	1.00	SFD	1.00	1.00	1.00	\$26.68	\$26.68	
313 011 34 45	1.00	SFD	1.00	1.00	1.00	\$26.68	\$26.68	
313 011 34 46	1.00	SFD	1.00	1.00	1.00	\$26.68	\$26.68	
313 011 34 47	1.00	SFD	1.00	1.00	1.00	\$26.68	\$26.68	
313 011 34 48	1.00	SFD	1.00	1.00	1.00	\$26.68	\$26.68	
313 011 34 49	1.00	SFD	1.00	1.00	1.00	\$26.68	\$26.68	
313 011 34 50	1.00	SFD	1.00	1.00	1.00	\$26.68	\$26.68	
313 011 34 51	1.00	SFD	1.00	1.00	1.00	\$26.68	\$26.68	
313 011 34 52	1.00	SFD	1.00	1.00	1.00	\$26.68	\$26.68	
313 011 34 53	1.00	SFD	1.00	1.00	1.00	\$26.68	\$26.68	
313 011 34 54	1.00	SFD	1.00	1.00	1.00	\$26.68	\$26.68	
313 011 34 55	1.00	SFD	1.00	1.00	1.00	\$26.68	\$26.68	
313 011 34 56	1.00	SFD	1.00	1.00	1.00	\$26.68	\$26.68	
313 011 34 57	1.00	SFD	1.00	1.00	1.00	\$26.68	\$26.68	
313 011 34 58	1.00	SFD	1.00	1.00	1.00	\$26.68	\$26.68	
313 011 34 59	1.00	SFD	1.00	1.00	1.00	\$26.68	\$26.68	
313 011 34 60	1.00	SFD	1.00	1.00	1.00	\$26.68	\$26.68	
313 011 34 61	1.00	SFD	1.00	1.00	1.00	\$26.68	\$26.68	
313 011 34 62	1.00	SFD	1.00	1.00	1.00	\$26.68	\$26.68	
313 011 34 63	1.00	SFD	1.00	1.00	1.00	\$26.68	\$26.68	
313 011 34 64	1.00	SFD	1.00	1.00	1.00	\$26.68	\$26.68	
313 011 34 65	1.00	SFD	1.00	1.00	1.00	\$26.68	\$26.68	
313 011 34 66	1.00	SFD	1.00	1.00	1.00	\$26.68	\$26.68	
313 011 34 67	1.00	SFD	1.00	1.00	1.00	\$26.68	\$26.68	
313 011 34 68	1.00	SFD	1.00	1.00	1.00	\$26.68	\$26.68	
313 011 34 69	1.00	SFD	1.00	1.00	1.00	\$26.68	\$26.68	
313 011 34 70	1.00	SFD	1.00	1.00	1.00	\$26.68	\$26.68	
313 011 34 71	1.00	SFD	1.00	1.00	1.00	\$26.68	\$26.68	
313 011 34 72	1.00	SFD	1.00	1.00	1.00	\$26.68	\$26.68	
313 011 35 00	19.32	STR	0.00	0.30	0.00	\$26.68	\$0.00	
313 011 36 00	5.71	STR	0.00	0.30	0.00	\$26.68	\$0.00	
313 030 21 00	504.00	MFR	0.70	1.00	352.80	\$26.68	\$9,412.70	
313 030 29 00	12.76	EPS	5.00	0.60	38.28	\$26.68	\$1,021.30	
313 030 42 01	1.00	CND	0.70	1.00	0.70	\$26.68	\$18.68	
313 030 42 02	1.00	CND	0.70	1.00	0.70	\$26.68	\$18.68	
313 030 42 03	1.00	CND	0.70	1.00	0.70	\$26.68	\$18.68	
313 030 42 04	1.00	CND	0.70	1.00	0.70	\$26.68	\$18.68	

EXHIBIT C - Assessment Roll (Fiscal Year 2027)

Peñasquitos East Maintenance Assessment District

Parcel Number	Acres/ Units ⁽¹⁾	Land Use ⁽²⁾	Assessment Factors		Total EBU's	Unit Cost (\$/EBU)	FY 2027 ⁽⁴⁾ Assessment	Owner Name
			Land Use ⁽²⁾	Benefit ⁽³⁾				
313 030 42 05	1.00	CND	0.70	1.00	0.70	\$26.68	\$18.68	
313 030 42 06	1.00	CND	0.70	1.00	0.70	\$26.68	\$18.68	
313 030 42 07	1.00	CND	0.70	1.00	0.70	\$26.68	\$18.68	
313 030 42 08	1.00	CND	0.70	1.00	0.70	\$26.68	\$18.68	
313 030 42 09	1.00	CND	0.70	1.00	0.70	\$26.68	\$18.68	
313 030 42 10	1.00	CND	0.70	1.00	0.70	\$26.68	\$18.68	
313 030 42 11	1.00	CND	0.70	1.00	0.70	\$26.68	\$18.68	
313 030 42 12	1.00	CND	0.70	1.00	0.70	\$26.68	\$18.68	
313 030 42 13	1.00	CND	0.70	1.00	0.70	\$26.68	\$18.68	
313 030 42 14	1.00	CND	0.70	1.00	0.70	\$26.68	\$18.68	
313 030 42 15	1.00	CND	0.70	1.00	0.70	\$26.68	\$18.68	
313 030 42 16	1.00	CND	0.70	1.00	0.70	\$26.68	\$18.68	
313 030 42 17	1.00	CND	0.70	1.00	0.70	\$26.68	\$18.68	
313 030 42 18	1.00	CND	0.70	1.00	0.70	\$26.68	\$18.68	
313 030 42 19	1.00	CND	0.70	1.00	0.70	\$26.68	\$18.68	
313 030 42 20	1.00	CND	0.70	1.00	0.70	\$26.68	\$18.68	
313 030 42 21	1.00	CND	0.70	1.00	0.70	\$26.68	\$18.68	
313 030 42 22	1.00	CND	0.70	1.00	0.70	\$26.68	\$18.68	
313 030 42 23	1.00	CND	0.70	1.00	0.70	\$26.68	\$18.68	
313 030 42 24	1.00	CND	0.70	1.00	0.70	\$26.68	\$18.68	
313 030 42 25	1.00	CND	0.70	1.00	0.70	\$26.68	\$18.68	
313 030 42 26	1.00	CND	0.70	1.00	0.70	\$26.68	\$18.68	
313 030 42 27	1.00	CND	0.70	1.00	0.70	\$26.68	\$18.68	
313 030 42 28	1.00	CND	0.70	1.00	0.70	\$26.68	\$18.68	
313 030 42 29	1.00	CND	0.70	1.00	0.70	\$26.68	\$18.68	
313 030 42 30	1.00	CND	0.70	1.00	0.70	\$26.68	\$18.68	
313 030 42 31	1.00	CND	0.70	1.00	0.70	\$26.68	\$18.68	
313 030 42 32	1.00	CND	0.70	1.00	0.70	\$26.68	\$18.68	
313 030 42 33	1.00	CND	0.70	1.00	0.70	\$26.68	\$18.68	
313 030 42 34	1.00	CND	0.70	1.00	0.70	\$26.68	\$18.68	
313 030 42 35	1.00	CND	0.70	1.00	0.70	\$26.68	\$18.68	
313 030 42 36	1.00	CND	0.70	1.00	0.70	\$26.68	\$18.68	
313 030 42 37	1.00	CND	0.70	1.00	0.70	\$26.68	\$18.68	
313 030 42 38	1.00	CND	0.70	1.00	0.70	\$26.68	\$18.68	
313 030 42 39	1.00	CND	0.70	1.00	0.70	\$26.68	\$18.68	
313 030 42 40	1.00	CND	0.70	1.00	0.70	\$26.68	\$18.68	
313 030 42 41	1.00	CND	0.70	1.00	0.70	\$26.68	\$18.68	
313 030 42 42	1.00	CND	0.70	1.00	0.70	\$26.68	\$18.68	
313 030 42 43	1.00	CND	0.70	1.00	0.70	\$26.68	\$18.68	
313 030 42 44	1.00	CND	0.70	1.00	0.70	\$26.68	\$18.68	
313 030 42 45	1.00	CND	0.70	1.00	0.70	\$26.68	\$18.68	
313 030 42 46	1.00	CND	0.70	1.00	0.70	\$26.68	\$18.68	
313 030 42 47	1.00	CND	0.70	1.00	0.70	\$26.68	\$18.68	
313 030 42 48	1.00	CND	0.70	1.00	0.70	\$26.68	\$18.68	
313 030 42 49	1.00	CND	0.70	1.00	0.70	\$26.68	\$18.68	
313 030 42 50	1.00	CND	0.70	1.00	0.70	\$26.68	\$18.68	
313 030 42 51	1.00	CND	0.70	1.00	0.70	\$26.68	\$18.68	
313 030 42 52	1.00	CND	0.70	1.00	0.70	\$26.68	\$18.68	
313 030 42 53	1.00	CND	0.70	1.00	0.70	\$26.68	\$18.68	
313 030 42 54	1.00	CND	0.70	1.00	0.70	\$26.68	\$18.68	
313 030 42 55	1.00	CND	0.70	1.00	0.70	\$26.68	\$18.68	
313 030 42 56	1.00	CND	0.70	1.00	0.70	\$26.68	\$18.68	
313 030 42 57	1.00	CND	0.70	1.00	0.70	\$26.68	\$18.68	

EXHIBIT C - Assessment Roll (Fiscal Year 2027)

Peñasquitos East Maintenance Assessment District

Parcel Number	Acres/ Units ⁽¹⁾	Land Use ⁽²⁾	Assessment Factors		Total EBU's	Unit Cost (\$/EBU)	FY 2027 ⁽⁴⁾ Assessment	Owner Name
			Land Use ⁽²⁾	Benefit ⁽³⁾				
313 030 42 58	1.00	CND	0.70	1.00	0.70	\$26.68	\$18.68	
313 030 42 59	1.00	CND	0.70	1.00	0.70	\$26.68	\$18.68	
313 030 42 60	1.00	CND	0.70	1.00	0.70	\$26.68	\$18.68	
313 030 42 61	1.00	CND	0.70	1.00	0.70	\$26.68	\$18.68	
313 030 42 62	1.00	CND	0.70	1.00	0.70	\$26.68	\$18.68	
313 030 42 63	1.00	CND	0.70	1.00	0.70	\$26.68	\$18.68	
313 030 42 64	1.00	CND	0.70	1.00	0.70	\$26.68	\$18.68	
313 030 42 65	1.00	CND	0.70	1.00	0.70	\$26.68	\$18.68	
313 030 42 66	1.00	CND	0.70	1.00	0.70	\$26.68	\$18.68	
313 030 42 67	1.00	CND	0.70	1.00	0.70	\$26.68	\$18.68	
313 030 42 68	1.00	CND	0.70	1.00	0.70	\$26.68	\$18.68	
313 030 42 69	1.00	CND	0.70	1.00	0.70	\$26.68	\$18.68	
313 030 42 70	1.00	CND	0.70	1.00	0.70	\$26.68	\$18.68	
313 030 42 71	1.00	CND	0.70	1.00	0.70	\$26.68	\$18.68	
313 030 42 72	1.00	CND	0.70	1.00	0.70	\$26.68	\$18.68	
313 030 42 73	1.00	CND	0.70	1.00	0.70	\$26.68	\$18.68	
313 030 42 74	1.00	CND	0.70	1.00	0.70	\$26.68	\$18.68	
313 030 42 75	1.00	CND	0.70	1.00	0.70	\$26.68	\$18.68	
313 030 42 76	1.00	CND	0.70	1.00	0.70	\$26.68	\$18.68	
313 030 42 77	1.00	CND	0.70	1.00	0.70	\$26.68	\$18.68	
313 030 42 78	1.00	CND	0.70	1.00	0.70	\$26.68	\$18.68	
313 030 42 79	1.00	CND	0.70	1.00	0.70	\$26.68	\$18.68	
313 030 42 80	1.00	CND	0.70	1.00	0.70	\$26.68	\$18.68	
313 030 43 01	1.00	CND	0.70	1.00	0.70	\$26.68	\$18.68	
313 030 43 02	1.00	CND	0.70	1.00	0.70	\$26.68	\$18.68	
313 030 43 03	1.00	CND	0.70	1.00	0.70	\$26.68	\$18.68	
313 030 43 04	1.00	CND	0.70	1.00	0.70	\$26.68	\$18.68	
313 030 43 05	1.00	CND	0.70	1.00	0.70	\$26.68	\$18.68	
313 030 43 06	1.00	CND	0.70	1.00	0.70	\$26.68	\$18.68	
313 030 43 07	1.00	CND	0.70	1.00	0.70	\$26.68	\$18.68	
313 030 43 08	1.00	CND	0.70	1.00	0.70	\$26.68	\$18.68	
313 030 43 09	1.00	CND	0.70	1.00	0.70	\$26.68	\$18.68	
313 030 43 10	1.00	CND	0.70	1.00	0.70	\$26.68	\$18.68	
313 030 43 11	1.00	CND	0.70	1.00	0.70	\$26.68	\$18.68	
313 030 43 12	1.00	CND	0.70	1.00	0.70	\$26.68	\$18.68	
313 030 43 13	1.00	CND	0.70	1.00	0.70	\$26.68	\$18.68	
313 030 43 14	1.00	CND	0.70	1.00	0.70	\$26.68	\$18.68	
313 030 43 15	1.00	CND	0.70	1.00	0.70	\$26.68	\$18.68	
313 030 43 16	1.00	CND	0.70	1.00	0.70	\$26.68	\$18.68	
313 030 43 17	1.00	CND	0.70	1.00	0.70	\$26.68	\$18.68	
313 030 43 18	1.00	CND	0.70	1.00	0.70	\$26.68	\$18.68	
313 030 43 19	1.00	CND	0.70	1.00	0.70	\$26.68	\$18.68	
313 030 43 20	1.00	CND	0.70	1.00	0.70	\$26.68	\$18.68	
313 030 43 21	1.00	CND	0.70	1.00	0.70	\$26.68	\$18.68	
313 030 43 22	1.00	CND	0.70	1.00	0.70	\$26.68	\$18.68	
313 030 43 23	1.00	CND	0.70	1.00	0.70	\$26.68	\$18.68	
313 030 43 24	1.00	CND	0.70	1.00	0.70	\$26.68	\$18.68	
313 030 43 25	1.00	CND	0.70	1.00	0.70	\$26.68	\$18.68	
313 030 43 26	1.00	CND	0.70	1.00	0.70	\$26.68	\$18.68	
313 030 43 27	1.00	CND	0.70	1.00	0.70	\$26.68	\$18.68	
313 030 43 28	1.00	CND	0.70	1.00	0.70	\$26.68	\$18.68	
313 030 43 29	1.00	CND	0.70	1.00	0.70	\$26.68	\$18.68	
313 030 43 30	1.00	CND	0.70	1.00	0.70	\$26.68	\$18.68	

EXHIBIT C - Assessment Roll (Fiscal Year 2027)

Peñasquitos East Maintenance Assessment District

Parcel Number	Acres/ Units ⁽¹⁾	Land Use ⁽²⁾	Assessment Factors		Total EBU's	Unit Cost (\$/EBU)	FY 2027 ⁽⁴⁾ Assessment	Owner Name
			Land Use ⁽²⁾	Benefit ⁽³⁾				
313 030 43 31	1.00	CND	0.70	1.00	0.70	\$26.68	\$18.68	
313 030 43 32	1.00	CND	0.70	1.00	0.70	\$26.68	\$18.68	
313 030 43 33	1.00	CND	0.70	1.00	0.70	\$26.68	\$18.68	
313 030 43 34	1.00	CND	0.70	1.00	0.70	\$26.68	\$18.68	
313 030 43 35	1.00	CND	0.70	1.00	0.70	\$26.68	\$18.68	
313 030 43 36	1.00	CND	0.70	1.00	0.70	\$26.68	\$18.68	
313 030 43 37	1.00	CND	0.70	1.00	0.70	\$26.68	\$18.68	
313 030 43 38	1.00	CND	0.70	1.00	0.70	\$26.68	\$18.68	
313 030 43 39	1.00	CND	0.70	1.00	0.70	\$26.68	\$18.68	
313 030 43 40	1.00	CND	0.70	1.00	0.70	\$26.68	\$18.68	
313 030 43 41	1.00	CND	0.70	1.00	0.70	\$26.68	\$18.68	
313 030 43 42	1.00	CND	0.70	1.00	0.70	\$26.68	\$18.68	
313 030 43 43	1.00	CND	0.70	1.00	0.70	\$26.68	\$18.68	
313 030 43 44	1.00	CND	0.70	1.00	0.70	\$26.68	\$18.68	
313 030 43 45	1.00	CND	0.70	1.00	0.70	\$26.68	\$18.68	
313 030 43 46	1.00	CND	0.70	1.00	0.70	\$26.68	\$18.68	
313 030 43 47	1.00	CND	0.70	1.00	0.70	\$26.68	\$18.68	
313 030 43 48	1.00	CND	0.70	1.00	0.70	\$26.68	\$18.68	
313 030 43 49	1.00	CND	0.70	1.00	0.70	\$26.68	\$18.68	
313 030 43 50	1.00	CND	0.70	1.00	0.70	\$26.68	\$18.68	
313 030 43 51	1.00	CND	0.70	1.00	0.70	\$26.68	\$18.68	
313 030 43 52	1.00	CND	0.70	1.00	0.70	\$26.68	\$18.68	
313 030 44 01	1.00	CND	0.70	1.00	0.70	\$26.68	\$18.68	
313 030 44 02	1.00	CND	0.70	1.00	0.70	\$26.68	\$18.68	
313 030 44 03	1.00	CND	0.70	1.00	0.70	\$26.68	\$18.68	
313 030 44 04	1.00	CND	0.70	1.00	0.70	\$26.68	\$18.68	
313 030 44 05	1.00	CND	0.70	1.00	0.70	\$26.68	\$18.68	
313 030 44 06	1.00	CND	0.70	1.00	0.70	\$26.68	\$18.68	
313 030 44 07	1.00	CND	0.70	1.00	0.70	\$26.68	\$18.68	
313 030 44 08	1.00	CND	0.70	1.00	0.70	\$26.68	\$18.68	
313 030 44 09	1.00	CND	0.70	1.00	0.70	\$26.68	\$18.68	
313 030 44 10	1.00	CND	0.70	1.00	0.70	\$26.68	\$18.68	
313 030 44 11	1.00	CND	0.70	1.00	0.70	\$26.68	\$18.68	
313 030 44 12	1.00	CND	0.70	1.00	0.70	\$26.68	\$18.68	
313 030 44 13	1.00	CND	0.70	1.00	0.70	\$26.68	\$18.68	
313 030 44 14	1.00	CND	0.70	1.00	0.70	\$26.68	\$18.68	
313 030 44 15	1.00	CND	0.70	1.00	0.70	\$26.68	\$18.68	
313 030 44 16	1.00	CND	0.70	1.00	0.70	\$26.68	\$18.68	
313 030 44 17	1.00	CND	0.70	1.00	0.70	\$26.68	\$18.68	
313 030 44 18	1.00	CND	0.70	1.00	0.70	\$26.68	\$18.68	
313 030 44 19	1.00	CND	0.70	1.00	0.70	\$26.68	\$18.68	
313 030 44 20	1.00	CND	0.70	1.00	0.70	\$26.68	\$18.68	
313 030 44 21	1.00	CND	0.70	1.00	0.70	\$26.68	\$18.68	
313 030 44 22	1.00	CND	0.70	1.00	0.70	\$26.68	\$18.68	
313 030 44 23	1.00	CND	0.70	1.00	0.70	\$26.68	\$18.68	
313 030 44 24	1.00	CND	0.70	1.00	0.70	\$26.68	\$18.68	
313 030 44 25	1.00	CND	0.70	1.00	0.70	\$26.68	\$18.68	
313 030 44 26	1.00	CND	0.70	1.00	0.70	\$26.68	\$18.68	
313 030 44 27	1.00	CND	0.70	1.00	0.70	\$26.68	\$18.68	
313 030 44 28	1.00	CND	0.70	1.00	0.70	\$26.68	\$18.68	
313 030 44 29	1.00	CND	0.70	1.00	0.70	\$26.68	\$18.68	
313 030 44 30	1.00	CND	0.70	1.00	0.70	\$26.68	\$18.68	
313 030 44 31	1.00	CND	0.70	1.00	0.70	\$26.68	\$18.68	

EXHIBIT C - Assessment Roll (Fiscal Year 2027)

Peñasquitos East Maintenance Assessment District

Parcel Number	Acres/ Units ⁽¹⁾	Land Use ⁽²⁾	Assessment Factors		Total EBU's	Unit Cost (\$/EBU)	FY 2027 ⁽⁴⁾ Assessment	Owner Name
			Land Use ⁽²⁾	Benefit ⁽³⁾				
313 030 44 32	1.00	CND	0.70	1.00	0.70	\$26.68	\$18.68	
313 030 44 33	1.00	CND	0.70	1.00	0.70	\$26.68	\$18.68	
313 030 44 34	1.00	CND	0.70	1.00	0.70	\$26.68	\$18.68	
313 030 44 35	1.00	CND	0.70	1.00	0.70	\$26.68	\$18.68	
313 030 44 36	1.00	CND	0.70	1.00	0.70	\$26.68	\$18.68	
313 030 44 37	1.00	CND	0.70	1.00	0.70	\$26.68	\$18.68	
313 030 44 38	1.00	CND	0.70	1.00	0.70	\$26.68	\$18.68	
313 030 44 39	1.00	CND	0.70	1.00	0.70	\$26.68	\$18.68	
313 030 44 40	1.00	CND	0.70	1.00	0.70	\$26.68	\$18.68	
313 030 44 41	1.00	CND	0.70	1.00	0.70	\$26.68	\$18.68	
313 030 44 42	1.00	CND	0.70	1.00	0.70	\$26.68	\$18.68	
313 030 44 43	1.00	CND	0.70	1.00	0.70	\$26.68	\$18.68	
313 030 44 44	1.00	CND	0.70	1.00	0.70	\$26.68	\$18.68	
313 030 44 45	1.00	CND	0.70	1.00	0.70	\$26.68	\$18.68	
313 030 44 46	1.00	CND	0.70	1.00	0.70	\$26.68	\$18.68	
313 030 44 47	1.00	CND	0.70	1.00	0.70	\$26.68	\$18.68	
313 030 44 48	1.00	CND	0.70	1.00	0.70	\$26.68	\$18.68	
313 030 44 49	1.00	CND	0.70	1.00	0.70	\$26.68	\$18.68	
313 030 44 50	1.00	CND	0.70	1.00	0.70	\$26.68	\$18.68	
313 030 44 51	1.00	CND	0.70	1.00	0.70	\$26.68	\$18.68	
313 030 44 52	1.00	CND	0.70	1.00	0.70	\$26.68	\$18.68	
313 030 49 00	12.07	OSP	0.00	0.30	0.00	\$26.68	\$0.00	
313 030 54 00	4.65	OSP	0.00	0.30	0.00	\$26.68	\$0.00	
313 030 59 00	14.86	OSP	0.00	0.30	0.00	\$26.68	\$0.00	
313 030 61 00	276.00	MFR	0.70	1.00	193.20	\$26.68	\$5,154.58	
313 030 62 01	1.00	CND	0.70	1.00	0.70	\$26.68	\$18.68	
313 030 62 02	1.00	CND	0.70	1.00	0.70	\$26.68	\$18.68	
313 030 62 03	1.00	CND	0.70	1.00	0.70	\$26.68	\$18.68	
313 030 62 04	1.00	CND	0.70	1.00	0.70	\$26.68	\$18.68	
313 030 62 05	1.00	CND	0.70	1.00	0.70	\$26.68	\$18.68	
313 030 62 06	1.00	CND	0.70	1.00	0.70	\$26.68	\$18.68	
313 030 62 07	1.00	CND	0.70	1.00	0.70	\$26.68	\$18.68	
313 030 62 08	1.00	CND	0.70	1.00	0.70	\$26.68	\$18.68	
313 030 62 09	1.00	CND	0.70	1.00	0.70	\$26.68	\$18.68	
313 030 62 10	1.00	CND	0.70	1.00	0.70	\$26.68	\$18.68	
313 030 62 11	1.00	CND	0.70	1.00	0.70	\$26.68	\$18.68	
313 030 62 12	1.00	CND	0.70	1.00	0.70	\$26.68	\$18.68	
313 030 62 13	1.00	CND	0.70	1.00	0.70	\$26.68	\$18.68	
313 030 62 14	1.00	CND	0.70	1.00	0.70	\$26.68	\$18.68	
313 030 62 15	1.00	CND	0.70	1.00	0.70	\$26.68	\$18.68	
313 030 62 16	1.00	CND	0.70	1.00	0.70	\$26.68	\$18.68	
313 030 62 17	1.00	CND	0.70	1.00	0.70	\$26.68	\$18.68	
313 030 62 18	1.00	CND	0.70	1.00	0.70	\$26.68	\$18.68	
313 030 62 19	1.00	CND	0.70	1.00	0.70	\$26.68	\$18.68	
313 030 62 20	1.00	CND	0.70	1.00	0.70	\$26.68	\$18.68	
313 030 62 21	1.00	CND	0.70	1.00	0.70	\$26.68	\$18.68	
313 030 62 22	1.00	CND	0.70	1.00	0.70	\$26.68	\$18.68	
313 030 62 23	1.00	CND	0.70	1.00	0.70	\$26.68	\$18.68	
313 030 62 24	1.00	CND	0.70	1.00	0.70	\$26.68	\$18.68	
313 030 62 25	1.00	CND	0.70	1.00	0.70	\$26.68	\$18.68	
313 030 62 26	1.00	CND	0.70	1.00	0.70	\$26.68	\$18.68	
313 030 62 27	1.00	CND	0.70	1.00	0.70	\$26.68	\$18.68	
313 030 62 28	1.00	CND	0.70	1.00	0.70	\$26.68	\$18.68	

EXHIBIT C - Assessment Roll (Fiscal Year 2027)
Peñasquitos East Maintenance Assessment District

Parcel Number	Acres/ Units ⁽¹⁾	Land Use ⁽²⁾	Assessment Factors		Total EBU's	Unit Cost (\$/EBU)	FY 2027 ⁽⁴⁾ Assessment	Owner Name
			Land Use ⁽²⁾	Benefit ⁽³⁾				
313 030 62 29	1.00	CND	0.70	1.00	0.70	\$26.68	\$18.68	
313 030 62 30	1.00	CND	0.70	1.00	0.70	\$26.68	\$18.68	
313 030 62 31	1.00	CND	0.70	1.00	0.70	\$26.68	\$18.68	
313 030 62 32	1.00	CND	0.70	1.00	0.70	\$26.68	\$18.68	
313 030 62 33	1.00	CND	0.70	1.00	0.70	\$26.68	\$18.68	
313 030 62 34	1.00	CND	0.70	1.00	0.70	\$26.68	\$18.68	
313 030 62 35	1.00	CND	0.70	1.00	0.70	\$26.68	\$18.68	
313 030 62 36	1.00	CND	0.70	1.00	0.70	\$26.68	\$18.68	
313 030 62 37	1.00	CND	0.70	1.00	0.70	\$26.68	\$18.68	
313 030 62 38	1.00	CND	0.70	1.00	0.70	\$26.68	\$18.68	
313 030 62 39	1.00	CND	0.70	1.00	0.70	\$26.68	\$18.68	
313 030 62 40	1.00	CND	0.70	1.00	0.70	\$26.68	\$18.68	
313 030 62 41	1.00	CND	0.70	1.00	0.70	\$26.68	\$18.68	
313 030 62 42	1.00	CND	0.70	1.00	0.70	\$26.68	\$18.68	
313 030 62 43	1.00	CND	0.70	1.00	0.70	\$26.68	\$18.68	
313 030 62 44	1.00	CND	0.70	1.00	0.70	\$26.68	\$18.68	
313 030 62 45	1.00	CND	0.70	1.00	0.70	\$26.68	\$18.68	
313 030 62 46	1.00	CND	0.70	1.00	0.70	\$26.68	\$18.68	
313 030 62 47	1.00	CND	0.70	1.00	0.70	\$26.68	\$18.68	
313 030 62 48	1.00	CND	0.70	1.00	0.70	\$26.68	\$18.68	
313 030 62 49	1.00	CND	0.70	1.00	0.70	\$26.68	\$18.68	
313 030 62 50	1.00	CND	0.70	1.00	0.70	\$26.68	\$18.68	
313 030 62 51	1.00	CND	0.70	1.00	0.70	\$26.68	\$18.68	
313 030 62 52	1.00	CND	0.70	1.00	0.70	\$26.68	\$18.68	
313 030 62 53	1.00	CND	0.70	1.00	0.70	\$26.68	\$18.68	
313 030 62 54	1.00	CND	0.70	1.00	0.70	\$26.68	\$18.68	
313 030 62 55	1.00	CND	0.70	1.00	0.70	\$26.68	\$18.68	
313 030 62 56	1.00	CND	0.70	1.00	0.70	\$26.68	\$18.68	
313 030 62 57	1.00	CND	0.70	1.00	0.70	\$26.68	\$18.68	
313 030 62 58	1.00	CND	0.70	1.00	0.70	\$26.68	\$18.68	
313 030 62 59	1.00	CND	0.70	1.00	0.70	\$26.68	\$18.68	
313 030 62 60	1.00	CND	0.70	1.00	0.70	\$26.68	\$18.68	
313 030 62 61	1.00	CND	0.70	1.00	0.70	\$26.68	\$18.68	
313 030 62 62	1.00	CND	0.70	1.00	0.70	\$26.68	\$18.68	
313 030 62 63	1.00	CND	0.70	1.00	0.70	\$26.68	\$18.68	
313 030 62 64	1.00	CND	0.70	1.00	0.70	\$26.68	\$18.68	
313 030 62 65	1.00	CND	0.70	1.00	0.70	\$26.68	\$18.68	
313 030 62 66	1.00	CND	0.70	1.00	0.70	\$26.68	\$18.68	
313 030 62 67	1.00	CND	0.70	1.00	0.70	\$26.68	\$18.68	
313 030 62 68	1.00	CND	0.70	1.00	0.70	\$26.68	\$18.68	
313 030 62 69	1.00	CND	0.70	1.00	0.70	\$26.68	\$18.68	
313 030 62 70	1.00	CND	0.70	1.00	0.70	\$26.68	\$18.68	
313 030 62 71	1.00	CND	0.70	1.00	0.70	\$26.68	\$18.68	
313 030 62 72	1.00	CND	0.70	1.00	0.70	\$26.68	\$18.68	
313 030 62 73	1.00	CND	0.70	1.00	0.70	\$26.68	\$18.68	
313 030 62 74	1.00	CND	0.70	1.00	0.70	\$26.68	\$18.68	
313 030 62 75	1.00	CND	0.70	1.00	0.70	\$26.68	\$18.68	
313 030 62 76	1.00	CND	0.70	1.00	0.70	\$26.68	\$18.68	
313 030 62 77	1.00	CND	0.70	1.00	0.70	\$26.68	\$18.68	
313 030 62 78	1.00	CND	0.70	1.00	0.70	\$26.68	\$18.68	
313 030 62 79	1.00	CND	0.70	1.00	0.70	\$26.68	\$18.68	
313 030 62 80	1.00	CND	0.70	1.00	0.70	\$26.68	\$18.68	
313 030 62 81	1.00	CND	0.70	1.00	0.70	\$26.68	\$18.68	

EXHIBIT C - Assessment Roll (Fiscal Year 2027)

Peñasquitos East Maintenance Assessment District

Parcel Number	Acres/ Units ⁽¹⁾	Land Use ⁽²⁾	Assessment Factors		Total EBU's	Unit Cost (\$/EBU)	FY 2027 ⁽⁴⁾ Assessment	Owner Name
			Land Use ⁽²⁾	Benefit ⁽³⁾				
313 030 62 82	1.00	CND	0.70	1.00	0.70	\$26.68	\$18.68	
313 030 62 83	1.00	CND	0.70	1.00	0.70	\$26.68	\$18.68	
313 030 62 84	1.00	CND	0.70	1.00	0.70	\$26.68	\$18.68	
313 030 62 85	1.00	CND	0.70	1.00	0.70	\$26.68	\$18.68	
313 030 62 86	1.00	CND	0.70	1.00	0.70	\$26.68	\$18.68	
313 030 62 87	1.00	CND	0.70	1.00	0.70	\$26.68	\$18.68	
313 030 62 88	1.00	CND	0.70	1.00	0.70	\$26.68	\$18.68	
313 030 62 89	1.00	CND	0.70	1.00	0.70	\$26.68	\$18.68	
313 030 62 90	1.00	CND	0.70	1.00	0.70	\$26.68	\$18.68	
313 030 62 91	1.00	CND	0.70	1.00	0.70	\$26.68	\$18.68	
313 030 62 92	1.00	CND	0.70	1.00	0.70	\$26.68	\$18.68	
313 030 62 93	1.00	CND	0.70	1.00	0.70	\$26.68	\$18.68	
313 030 62 94	1.00	CND	0.70	1.00	0.70	\$26.68	\$18.68	
313 030 62 95	1.00	CND	0.70	1.00	0.70	\$26.68	\$18.68	
313 030 62 96	1.00	CND	0.70	1.00	0.70	\$26.68	\$18.68	
313 030 62 97	1.00	CND	0.70	1.00	0.70	\$26.68	\$18.68	
313 030 62 98	1.00	CND	0.70	1.00	0.70	\$26.68	\$18.68	
313 030 62 99	1.00	CND	0.70	1.00	0.70	\$26.68	\$18.68	
313 030 63 01	1.00	CND	0.70	1.00	0.70	\$26.68	\$18.68	
313 030 63 02	1.00	CND	0.70	1.00	0.70	\$26.68	\$18.68	
313 030 63 03	1.00	CND	0.70	1.00	0.70	\$26.68	\$18.68	
313 030 63 04	1.00	CND	0.70	1.00	0.70	\$26.68	\$18.68	
313 030 63 05	1.00	CND	0.70	1.00	0.70	\$26.68	\$18.68	
313 030 63 06	1.00	CND	0.70	1.00	0.70	\$26.68	\$18.68	
313 030 63 07	1.00	CND	0.70	1.00	0.70	\$26.68	\$18.68	
313 030 63 08	1.00	CND	0.70	1.00	0.70	\$26.68	\$18.68	
313 030 63 09	1.00	CND	0.70	1.00	0.70	\$26.68	\$18.68	
313 030 63 10	1.00	CND	0.70	1.00	0.70	\$26.68	\$18.68	
313 030 63 11	1.00	CND	0.70	1.00	0.70	\$26.68	\$18.68	
313 030 63 12	1.00	CND	0.70	1.00	0.70	\$26.68	\$18.68	
313 030 63 13	1.00	CND	0.70	1.00	0.70	\$26.68	\$18.68	
313 030 63 14	1.00	CND	0.70	1.00	0.70	\$26.68	\$18.68	
313 030 63 15	1.00	CND	0.70	1.00	0.70	\$26.68	\$18.68	
313 030 63 16	1.00	CND	0.70	1.00	0.70	\$26.68	\$18.68	
313 030 63 17	1.00	CND	0.70	1.00	0.70	\$26.68	\$18.68	
313 030 63 18	1.00	CND	0.70	1.00	0.70	\$26.68	\$18.68	
313 030 63 19	1.00	CND	0.70	1.00	0.70	\$26.68	\$18.68	
313 030 63 20	1.00	CND	0.70	1.00	0.70	\$26.68	\$18.68	
313 030 63 21	1.00	CND	0.70	1.00	0.70	\$26.68	\$18.68	
313 030 63 22	1.00	CND	0.70	1.00	0.70	\$26.68	\$18.68	
313 030 63 23	1.00	CND	0.70	1.00	0.70	\$26.68	\$18.68	
313 030 63 24	1.00	CND	0.70	1.00	0.70	\$26.68	\$18.68	
313 030 63 25	1.00	CND	0.70	1.00	0.70	\$26.68	\$18.68	
313 030 63 26	1.00	CND	0.70	1.00	0.70	\$26.68	\$18.68	
313 030 63 27	1.00	CND	0.70	1.00	0.70	\$26.68	\$18.68	
313 030 63 28	1.00	CND	0.70	1.00	0.70	\$26.68	\$18.68	
313 030 63 29	1.00	CND	0.70	1.00	0.70	\$26.68	\$18.68	
313 030 63 30	1.00	CND	0.70	1.00	0.70	\$26.68	\$18.68	
313 030 63 31	1.00	CND	0.70	1.00	0.70	\$26.68	\$18.68	
313 030 63 32	1.00	CND	0.70	1.00	0.70	\$26.68	\$18.68	
313 030 63 33	1.00	CND	0.70	1.00	0.70	\$26.68	\$18.68	
313 030 63 34	1.00	CND	0.70	1.00	0.70	\$26.68	\$18.68	
313 030 63 35	1.00	CND	0.70	1.00	0.70	\$26.68	\$18.68	

EXHIBIT C - Assessment Roll (Fiscal Year 2027)

Peñasquitos East Maintenance Assessment District

Parcel Number	Acres/ Units ⁽¹⁾	Land Use ⁽²⁾	Assessment Factors		Total EBU's	Unit Cost (\$/EBU)	FY 2027 ⁽⁴⁾ Assessment	Owner Name
			Land Use ⁽²⁾	Benefit ⁽³⁾				
313 030 63 36	1.00	CND	0.70	1.00	0.70	\$26.68	\$18.68	
313 030 63 37	1.00	CND	0.70	1.00	0.70	\$26.68	\$18.68	
313 030 63 38	1.00	CND	0.70	1.00	0.70	\$26.68	\$18.68	
313 030 63 39	1.00	CND	0.70	1.00	0.70	\$26.68	\$18.68	
313 030 63 40	1.00	CND	0.70	1.00	0.70	\$26.68	\$18.68	
313 030 63 41	1.00	CND	0.70	1.00	0.70	\$26.68	\$18.68	
313 030 63 42	1.00	CND	0.70	1.00	0.70	\$26.68	\$18.68	
313 030 63 43	1.00	CND	0.70	1.00	0.70	\$26.68	\$18.68	
313 030 63 44	1.00	CND	0.70	1.00	0.70	\$26.68	\$18.68	
313 030 63 45	1.00	CND	0.70	1.00	0.70	\$26.68	\$18.68	
313 030 63 46	1.00	CND	0.70	1.00	0.70	\$26.68	\$18.68	
313 030 63 47	1.00	CND	0.70	1.00	0.70	\$26.68	\$18.68	
313 030 63 48	1.00	CND	0.70	1.00	0.70	\$26.68	\$18.68	
313 030 63 49	1.00	CND	0.70	1.00	0.70	\$26.68	\$18.68	
313 030 63 50	1.00	CND	0.70	1.00	0.70	\$26.68	\$18.68	
313 030 63 51	1.00	CND	0.70	1.00	0.70	\$26.68	\$18.68	
313 030 63 52	1.00	CND	0.70	1.00	0.70	\$26.68	\$18.68	
313 030 63 53	1.00	CND	0.70	1.00	0.70	\$26.68	\$18.68	
313 030 63 54	1.00	CND	0.70	1.00	0.70	\$26.68	\$18.68	
313 030 63 55	1.00	CND	0.70	1.00	0.70	\$26.68	\$18.68	
313 030 63 56	1.00	CND	0.70	1.00	0.70	\$26.68	\$18.68	
313 030 63 57	1.00	CND	0.70	1.00	0.70	\$26.68	\$18.68	
313 030 63 58	1.00	CND	0.70	1.00	0.70	\$26.68	\$18.68	
313 030 63 59	1.00	CND	0.70	1.00	0.70	\$26.68	\$18.68	
313 030 63 60	1.00	CND	0.70	1.00	0.70	\$26.68	\$18.68	
313 030 63 61	1.00	CND	0.70	1.00	0.70	\$26.68	\$18.68	
313 030 63 62	1.00	CND	0.70	1.00	0.70	\$26.68	\$18.68	
313 030 63 63	1.00	CND	0.70	1.00	0.70	\$26.68	\$18.68	
313 030 63 64	1.00	CND	0.70	1.00	0.70	\$26.68	\$18.68	
313 030 63 65	1.00	CND	0.70	1.00	0.70	\$26.68	\$18.68	
313 030 63 66	1.00	CND	0.70	1.00	0.70	\$26.68	\$18.68	
313 030 63 67	1.00	CND	0.70	1.00	0.70	\$26.68	\$18.68	
313 030 63 68	1.00	CND	0.70	1.00	0.70	\$26.68	\$18.68	
313 030 63 69	1.00	CND	0.70	1.00	0.70	\$26.68	\$18.68	
313 030 63 70	1.00	CND	0.70	1.00	0.70	\$26.68	\$18.68	
313 030 63 71	1.00	CND	0.70	1.00	0.70	\$26.68	\$18.68	
313 030 63 72	1.00	CND	0.70	1.00	0.70	\$26.68	\$18.68	
313 030 63 73	1.00	CND	0.70	1.00	0.70	\$26.68	\$18.68	
313 030 63 74	1.00	CND	0.70	1.00	0.70	\$26.68	\$18.68	
313 030 63 75	1.00	CND	0.70	1.00	0.70	\$26.68	\$18.68	
313 030 63 76	1.00	CND	0.70	1.00	0.70	\$26.68	\$18.68	
313 030 63 77	1.00	CND	0.70	1.00	0.70	\$26.68	\$18.68	
313 030 63 78	1.00	CND	0.70	1.00	0.70	\$26.68	\$18.68	
313 030 63 79	1.00	CND	0.70	1.00	0.70	\$26.68	\$18.68	
313 030 63 80	1.00	CND	0.70	1.00	0.70	\$26.68	\$18.68	
313 030 63 81	1.00	CND	0.70	1.00	0.70	\$26.68	\$18.68	
313 030 63 82	1.00	CND	0.70	1.00	0.70	\$26.68	\$18.68	
313 030 63 83	1.00	CND	0.70	1.00	0.70	\$26.68	\$18.68	
313 030 63 84	1.00	CND	0.70	1.00	0.70	\$26.68	\$18.68	
313 030 64 01	1.00	CND	0.70	1.00	0.70	\$26.68	\$18.68	
313 030 64 02	1.00	CND	0.70	1.00	0.70	\$26.68	\$18.68	
313 030 64 03	1.00	CND	0.70	1.00	0.70	\$26.68	\$18.68	
313 030 64 04	1.00	CND	0.70	1.00	0.70	\$26.68	\$18.68	

EXHIBIT C - Assessment Roll (Fiscal Year 2027)
Peñasquitos East Maintenance Assessment District

Parcel Number	Acres/ Units ⁽¹⁾	Land Use ⁽²⁾	Assessment Factors		Total EBU's	Unit Cost (\$/EBU)	FY 2027 ⁽⁴⁾ Assessment	Owner Name
			Land Use ⁽²⁾	Benefit ⁽³⁾				
313 030 64 05	1.00	CND	0.70	1.00	0.70	\$26.68	\$18.68	
313 030 64 06	1.00	CND	0.70	1.00	0.70	\$26.68	\$18.68	
313 030 64 07	1.00	CND	0.70	1.00	0.70	\$26.68	\$18.68	
313 030 64 08	1.00	CND	0.70	1.00	0.70	\$26.68	\$18.68	
313 030 64 09	1.00	CND	0.70	1.00	0.70	\$26.68	\$18.68	
313 030 64 10	1.00	CND	0.70	1.00	0.70	\$26.68	\$18.68	
313 030 64 11	1.00	CND	0.70	1.00	0.70	\$26.68	\$18.68	
313 030 64 12	1.00	CND	0.70	1.00	0.70	\$26.68	\$18.68	
313 030 64 13	1.00	CND	0.70	1.00	0.70	\$26.68	\$18.68	
313 030 64 14	1.00	CND	0.70	1.00	0.70	\$26.68	\$18.68	
313 030 64 15	1.00	CND	0.70	1.00	0.70	\$26.68	\$18.68	
313 030 64 16	1.00	CND	0.70	1.00	0.70	\$26.68	\$18.68	
313 030 64 17	1.00	CND	0.70	1.00	0.70	\$26.68	\$18.68	
313 030 64 18	1.00	CND	0.70	1.00	0.70	\$26.68	\$18.68	
313 030 64 19	1.00	CND	0.70	1.00	0.70	\$26.68	\$18.68	
313 030 64 20	1.00	CND	0.70	1.00	0.70	\$26.68	\$18.68	
313 030 64 21	1.00	CND	0.70	1.00	0.70	\$26.68	\$18.68	
313 030 64 22	1.00	CND	0.70	1.00	0.70	\$26.68	\$18.68	
313 030 64 23	1.00	CND	0.70	1.00	0.70	\$26.68	\$18.68	
313 030 64 24	1.00	CND	0.70	1.00	0.70	\$26.68	\$18.68	
313 030 64 25	1.00	CND	0.70	1.00	0.70	\$26.68	\$18.68	
313 030 64 26	1.00	CND	0.70	1.00	0.70	\$26.68	\$18.68	
313 030 64 27	1.00	CND	0.70	1.00	0.70	\$26.68	\$18.68	
313 030 64 28	1.00	CND	0.70	1.00	0.70	\$26.68	\$18.68	
313 030 64 29	1.00	CND	0.70	1.00	0.70	\$26.68	\$18.68	
313 030 64 30	1.00	CND	0.70	1.00	0.70	\$26.68	\$18.68	
313 030 64 31	1.00	CND	0.70	1.00	0.70	\$26.68	\$18.68	
313 030 64 32	1.00	CND	0.70	1.00	0.70	\$26.68	\$18.68	
313 030 64 33	1.00	CND	0.70	1.00	0.70	\$26.68	\$18.68	
313 030 64 34	1.00	CND	0.70	1.00	0.70	\$26.68	\$18.68	
313 030 64 35	1.00	CND	0.70	1.00	0.70	\$26.68	\$18.68	
313 030 64 36	1.00	CND	0.70	1.00	0.70	\$26.68	\$18.68	
313 030 64 37	1.00	CND	0.70	1.00	0.70	\$26.68	\$18.68	
313 030 64 38	1.00	CND	0.70	1.00	0.70	\$26.68	\$18.68	
313 030 64 39	1.00	CND	0.70	1.00	0.70	\$26.68	\$18.68	
313 030 64 40	1.00	CND	0.70	1.00	0.70	\$26.68	\$18.68	
313 030 64 41	1.00	CND	0.70	1.00	0.70	\$26.68	\$18.68	
313 030 64 42	1.00	CND	0.70	1.00	0.70	\$26.68	\$18.68	
313 030 64 43	1.00	CND	0.70	1.00	0.70	\$26.68	\$18.68	
313 030 64 44	1.00	CND	0.70	1.00	0.70	\$26.68	\$18.68	
313 030 64 45	1.00	CND	0.70	1.00	0.70	\$26.68	\$18.68	
313 030 64 46	1.00	CND	0.70	1.00	0.70	\$26.68	\$18.68	
313 030 64 47	1.00	CND	0.70	1.00	0.70	\$26.68	\$18.68	
313 030 64 48	1.00	CND	0.70	1.00	0.70	\$26.68	\$18.68	
313 030 64 49	1.00	CND	0.70	1.00	0.70	\$26.68	\$18.68	
313 030 64 50	1.00	CND	0.70	1.00	0.70	\$26.68	\$18.68	
313 030 64 51	1.00	CND	0.70	1.00	0.70	\$26.68	\$18.68	
313 030 64 52	1.00	CND	0.70	1.00	0.70	\$26.68	\$18.68	
313 030 64 53	1.00	CND	0.70	1.00	0.70	\$26.68	\$18.68	
313 030 64 54	1.00	CND	0.70	1.00	0.70	\$26.68	\$18.68	
313 030 64 55	1.00	CND	0.70	1.00	0.70	\$26.68	\$18.68	
313 030 64 56	1.00	CND	0.70	1.00	0.70	\$26.68	\$18.68	
313 030 64 57	1.00	CND	0.70	1.00	0.70	\$26.68	\$18.68	

EXHIBIT C - Assessment Roll (Fiscal Year 2027)

Peñasquitos East Maintenance Assessment District

Parcel Number	Acres/ Units ⁽¹⁾	Land Use ⁽²⁾	Assessment Factors		Total EBU's	Unit Cost (\$/EBU)	FY 2027 ⁽⁴⁾ Assessment	Owner Name
			Land Use ⁽²⁾	Benefit ⁽³⁾				
313 030 64 58	1.00	CND	0.70	1.00	0.70	\$26.68	\$18.68	
313 030 64 59	1.00	CND	0.70	1.00	0.70	\$26.68	\$18.68	
313 030 64 60	1.00	CND	0.70	1.00	0.70	\$26.68	\$18.68	
313 030 64 61	1.00	CND	0.70	1.00	0.70	\$26.68	\$18.68	
313 030 64 62	1.00	CND	0.70	1.00	0.70	\$26.68	\$18.68	
313 030 64 63	1.00	CND	0.70	1.00	0.70	\$26.68	\$18.68	
313 030 64 64	1.00	CND	0.70	1.00	0.70	\$26.68	\$18.68	
313 030 64 65	1.00	CND	0.70	1.00	0.70	\$26.68	\$18.68	
313 030 64 66	1.00	CND	0.70	1.00	0.70	\$26.68	\$18.68	
313 030 64 67	1.00	CND	0.70	1.00	0.70	\$26.68	\$18.68	
313 030 64 68	1.00	CND	0.70	1.00	0.70	\$26.68	\$18.68	
313 030 64 69	1.00	CND	0.70	1.00	0.70	\$26.68	\$18.68	
313 030 64 70	1.00	CND	0.70	1.00	0.70	\$26.68	\$18.68	
313 030 64 71	1.00	CND	0.70	1.00	0.70	\$26.68	\$18.68	
313 030 64 72	1.00	CND	0.70	1.00	0.70	\$26.68	\$18.68	
313 030 64 73	1.00	CND	0.70	1.00	0.70	\$26.68	\$18.68	
313 030 64 74	1.00	CND	0.70	1.00	0.70	\$26.68	\$18.68	
313 030 64 75	1.00	CND	0.70	1.00	0.70	\$26.68	\$18.68	
313 030 64 76	1.00	CND	0.70	1.00	0.70	\$26.68	\$18.68	
313 030 64 77	1.00	CND	0.70	1.00	0.70	\$26.68	\$18.68	
313 030 64 78	1.00	CND	0.70	1.00	0.70	\$26.68	\$18.68	
313 030 64 79	1.00	CND	0.70	1.00	0.70	\$26.68	\$18.68	
313 030 64 80	1.00	CND	0.70	1.00	0.70	\$26.68	\$18.68	
313 030 64 81	1.00	CND	0.70	1.00	0.70	\$26.68	\$18.68	
313 030 64 82	1.00	CND	0.70	1.00	0.70	\$26.68	\$18.68	
313 030 64 83	1.00	CND	0.70	1.00	0.70	\$26.68	\$18.68	
313 030 64 84	1.00	CND	0.70	1.00	0.70	\$26.68	\$18.68	
313 030 64 85	1.00	CND	0.70	1.00	0.70	\$26.68	\$18.68	
313 030 64 86	1.00	CND	0.70	1.00	0.70	\$26.68	\$18.68	
313 030 64 87	1.00	CND	0.70	1.00	0.70	\$26.68	\$18.68	
313 030 64 88	1.00	CND	0.70	1.00	0.70	\$26.68	\$18.68	
313 030 64 89	1.00	CND	0.70	1.00	0.70	\$26.68	\$18.68	
313 030 64 90	1.00	CND	0.70	1.00	0.70	\$26.68	\$18.68	
313 030 65 00	11.72	OSP	0.00	0.30	0.00	\$26.68	\$0.00	
313 030 66 01	1.00	CND	0.70	1.00	0.70	\$26.68	\$18.68	
313 030 66 02	1.00	CND	0.70	1.00	0.70	\$26.68	\$18.68	
313 030 66 03	1.00	CND	0.70	1.00	0.70	\$26.68	\$18.68	
313 030 66 04	1.00	CND	0.70	1.00	0.70	\$26.68	\$18.68	
313 030 66 05	1.00	CND	0.70	1.00	0.70	\$26.68	\$18.68	
313 030 66 06	1.00	CND	0.70	1.00	0.70	\$26.68	\$18.68	
313 030 66 07	1.00	CND	0.70	1.00	0.70	\$26.68	\$18.68	
313 030 66 08	1.00	CND	0.70	1.00	0.70	\$26.68	\$18.68	
313 030 66 09	1.00	CND	0.70	1.00	0.70	\$26.68	\$18.68	
313 030 66 10	1.00	CND	0.70	1.00	0.70	\$26.68	\$18.68	
313 030 66 11	1.00	CND	0.70	1.00	0.70	\$26.68	\$18.68	
313 030 66 12	1.00	CND	0.70	1.00	0.70	\$26.68	\$18.68	
313 030 66 13	1.00	CND	0.70	1.00	0.70	\$26.68	\$18.68	
313 030 66 14	1.00	CND	0.70	1.00	0.70	\$26.68	\$18.68	
313 030 66 15	1.00	CND	0.70	1.00	0.70	\$26.68	\$18.68	
313 030 66 16	1.00	CND	0.70	1.00	0.70	\$26.68	\$18.68	
313 030 66 17	1.00	CND	0.70	1.00	0.70	\$26.68	\$18.68	
313 030 66 18	1.00	CND	0.70	1.00	0.70	\$26.68	\$18.68	
313 030 66 19	1.00	CND	0.70	1.00	0.70	\$26.68	\$18.68	

EXHIBIT C - Assessment Roll (Fiscal Year 2027)

Peñasquitos East Maintenance Assessment District

Parcel Number	Acres/ Units ⁽¹⁾	Land Use ⁽²⁾	Assessment Factors		Total EBU's	Unit Cost (\$/EBU)	FY 2027 ⁽⁴⁾ Assessment	Owner Name
			Land Use ⁽²⁾	Benefit ⁽³⁾				
313 030 66 20	1.00	CND	0.70	1.00	0.70	\$26.68	\$18.68	
313 030 66 21	1.00	CND	0.70	1.00	0.70	\$26.68	\$18.68	
313 030 67 00	10.03	OSP	0.00	0.30	0.00	\$26.68	\$0.00	
313 030 68 01	1.00	CND	0.70	1.00	0.70	\$26.68	\$18.68	
313 030 68 02	1.00	CND	0.70	1.00	0.70	\$26.68	\$18.68	
313 030 68 03	1.00	CND	0.70	1.00	0.70	\$26.68	\$18.68	
313 030 68 04	1.00	CND	0.70	1.00	0.70	\$26.68	\$18.68	
313 030 68 05	1.00	CND	0.70	1.00	0.70	\$26.68	\$18.68	
313 030 68 06	1.00	CND	0.70	1.00	0.70	\$26.68	\$18.68	
313 030 68 07	1.00	CND	0.70	1.00	0.70	\$26.68	\$18.68	
313 030 68 08	1.00	CND	0.70	1.00	0.70	\$26.68	\$18.68	
313 030 68 09	1.00	CND	0.70	1.00	0.70	\$26.68	\$18.68	
313 030 68 10	1.00	CND	0.70	1.00	0.70	\$26.68	\$18.68	
313 030 68 11	1.00	CND	0.70	1.00	0.70	\$26.68	\$18.68	
313 030 68 12	1.00	CND	0.70	1.00	0.70	\$26.68	\$18.68	
313 030 68 13	1.00	CND	0.70	1.00	0.70	\$26.68	\$18.68	
313 030 68 14	1.00	CND	0.70	1.00	0.70	\$26.68	\$18.68	
313 030 68 15	1.00	CND	0.70	1.00	0.70	\$26.68	\$18.68	
313 030 68 16	1.00	CND	0.70	1.00	0.70	\$26.68	\$18.68	
313 030 68 17	1.00	CND	0.70	1.00	0.70	\$26.68	\$18.68	
313 030 68 18	1.00	CND	0.70	1.00	0.70	\$26.68	\$18.68	
313 030 68 19	1.00	CND	0.70	1.00	0.70	\$26.68	\$18.68	
313 030 68 20	1.00	CND	0.70	1.00	0.70	\$26.68	\$18.68	
313 030 68 21	1.00	CND	0.70	1.00	0.70	\$26.68	\$18.68	
313 030 68 22	1.00	CND	0.70	1.00	0.70	\$26.68	\$18.68	
313 030 68 23	1.00	CND	0.70	1.00	0.70	\$26.68	\$18.68	
313 030 68 24	1.00	CND	0.70	1.00	0.70	\$26.68	\$18.68	
313 030 68 25	1.00	CND	0.70	1.00	0.70	\$26.68	\$18.68	
313 030 68 26	1.00	CND	0.70	1.00	0.70	\$26.68	\$18.68	
313 030 68 27	1.00	CND	0.70	1.00	0.70	\$26.68	\$18.68	
313 030 68 28	1.00	CND	0.70	1.00	0.70	\$26.68	\$18.68	
313 030 68 29	1.00	CND	0.70	1.00	0.70	\$26.68	\$18.68	
313 030 68 30	1.00	CND	0.70	1.00	0.70	\$26.68	\$18.68	
313 030 69 00	8.18	OSP	0.00	0.30	0.00	\$26.68	\$0.00	
313 030 70 00	0.25	REC	3.00	0.70	0.53	\$26.68	\$14.00	
313 030 71 00	0.09	REC	3.00	0.70	0.19	\$26.68	\$5.04	
313 050 05 00	0.83	COM	45.00	0.60	22.41	\$26.68	\$597.90	
313 050 08 00	0.51	COM	45.00	0.60	13.77	\$26.68	\$367.38	
313 050 09 00	5.13	COM	45.00	0.60	138.51	\$26.68	\$3,695.44	
313 050 10 00	3.94	COM	45.00	0.60	106.38	\$26.68	\$2,838.22	
313 060 04 00	2.92	CRH	2.80	0.60	4.91	\$26.68	\$130.88	
313 060 05 00	368.00	MFR	0.70	1.00	257.60	\$26.68	\$6,872.76	
313 060 07 00	40.00	MFR	0.70	1.00	28.00	\$26.68	\$747.04	
313 060 10 00	0.06	COM	45.00	0.60	1.62	\$26.68	\$43.22	
313 060 10 00	291.00	MFR	0.70	1.00	203.70	\$26.68	\$5,434.72	
313 070 01 00	1.00	SFD	1.00	1.00	1.00	\$26.68	\$26.68	
313 070 02 00	1.00	SFD	1.00	1.00	1.00	\$26.68	\$26.68	
313 070 03 00	1.00	SFD	1.00	1.00	1.00	\$26.68	\$26.68	
313 070 04 00	1.00	SFD	1.00	1.00	1.00	\$26.68	\$26.68	
313 070 05 00	1.00	SFD	1.00	1.00	1.00	\$26.68	\$26.68	
313 070 06 00	1.00	SFD	1.00	1.00	1.00	\$26.68	\$26.68	
313 070 07 00	1.00	SFD	1.00	1.00	1.00	\$26.68	\$26.68	
313 070 08 00	1.00	SFD	1.00	1.00	1.00	\$26.68	\$26.68	

EXHIBIT C - Assessment Roll (Fiscal Year 2027)

Peñasquitos East Maintenance Assessment District

Parcel Number	Acres/ Units ⁽¹⁾	Land Use ⁽²⁾	Assessment Factors		Total EBU	Unit Cost (\$/EBU)	FY 2027 ⁽⁴⁾ Assessment	Owner Name
			Land Use ⁽²⁾	Benefit ⁽³⁾				
313 070 09 00	1.00	SFD	1.00	1.00	1.00	\$26.68	\$26.68	
313 070 10 00	1.00	SFD	1.00	1.00	1.00	\$26.68	\$26.68	
313 070 11 00	1.00	SFD	1.00	1.00	1.00	\$26.68	\$26.68	
313 070 12 00	1.00	SFD	1.00	1.00	1.00	\$26.68	\$26.68	
313 070 13 00	1.00	SFD	1.00	1.00	1.00	\$26.68	\$26.68	
313 070 14 00	1.00	SFD	1.00	1.00	1.00	\$26.68	\$26.68	
313 080 01 00	1.00	SFD	1.00	1.00	1.00	\$26.68	\$26.68	
313 080 02 00	1.00	SFD	1.00	1.00	1.00	\$26.68	\$26.68	
313 080 03 00	1.00	SFD	1.00	1.00	1.00	\$26.68	\$26.68	
313 080 04 00	1.00	SFD	1.00	1.00	1.00	\$26.68	\$26.68	
313 080 05 00	1.00	SFD	1.00	1.00	1.00	\$26.68	\$26.68	
313 080 06 00	1.00	SFD	1.00	1.00	1.00	\$26.68	\$26.68	
313 080 07 00	1.00	SFD	1.00	1.00	1.00	\$26.68	\$26.68	
313 080 08 00	1.00	SFD	1.00	1.00	1.00	\$26.68	\$26.68	
313 080 09 00	1.00	SFD	1.00	1.00	1.00	\$26.68	\$26.68	
313 080 10 00	1.00	SFD	1.00	1.00	1.00	\$26.68	\$26.68	
313 080 11 00	1.00	SFD	1.00	1.00	1.00	\$26.68	\$26.68	
313 080 12 00	1.00	SFD	1.00	1.00	1.00	\$26.68	\$26.68	
313 080 13 00	1.00	SFD	1.00	1.00	1.00	\$26.68	\$26.68	
313 080 14 00	1.00	SFD	1.00	1.00	1.00	\$26.68	\$26.68	
313 080 15 00	1.00	SFD	1.00	1.00	1.00	\$26.68	\$26.68	
313 080 16 00	1.00	SFD	1.00	1.00	1.00	\$26.68	\$26.68	
313 080 17 00	1.00	SFD	1.00	1.00	1.00	\$26.68	\$26.68	
313 080 23 00	1.00	SFD	1.00	1.00	1.00	\$26.68	\$26.68	
313 080 24 00	1.00	SFD	1.00	1.00	1.00	\$26.68	\$26.68	
313 080 25 00	1.00	SFD	1.00	1.00	1.00	\$26.68	\$26.68	
313 080 26 00	1.00	SFD	1.00	1.00	1.00	\$26.68	\$26.68	
313 080 27 00	1.00	SFD	1.00	1.00	1.00	\$26.68	\$26.68	
313 080 28 00	1.00	SFD	1.00	1.00	1.00	\$26.68	\$26.68	
313 080 29 00	1.00	SFD	1.00	1.00	1.00	\$26.68	\$26.68	
313 080 30 00	1.00	SFD	1.00	1.00	1.00	\$26.68	\$26.68	
313 080 31 00	1.00	SFD	1.00	1.00	1.00	\$26.68	\$26.68	
313 080 32 00	1.00	SFD	1.00	1.00	1.00	\$26.68	\$26.68	
313 080 33 00	1.00	SFD	1.00	1.00	1.00	\$26.68	\$26.68	
313 080 34 00	1.00	SFD	1.00	1.00	1.00	\$26.68	\$26.68	
313 080 35 00	1.00	SFD	1.00	1.00	1.00	\$26.68	\$26.68	
313 080 36 00	1.00	SFD	1.00	1.00	1.00	\$26.68	\$26.68	
313 080 37 00	1.00	SFD	1.00	1.00	1.00	\$26.68	\$26.68	
313 080 38 00	1.00	SFD	1.00	1.00	1.00	\$26.68	\$26.68	
313 080 39 00	1.00	SFD	1.00	1.00	1.00	\$26.68	\$26.68	
313 080 40 00	1.00	SFD	1.00	1.00	1.00	\$26.68	\$26.68	
313 080 41 00	1.00	SFD	1.00	1.00	1.00	\$26.68	\$26.68	
313 080 42 00	1.00	SFD	1.00	1.00	1.00	\$26.68	\$26.68	
313 080 43 00	1.00	SFD	1.00	1.00	1.00	\$26.68	\$26.68	
313 080 44 00	1.00	SFD	1.00	1.00	1.00	\$26.68	\$26.68	
313 080 45 00	1.00	SFD	1.00	1.00	1.00	\$26.68	\$26.68	
313 080 46 00	1.00	SFD	1.00	1.00	1.00	\$26.68	\$26.68	
313 080 47 00	1.00	SFD	1.00	1.00	1.00	\$26.68	\$26.68	
313 080 48 00	1.00	SFD	1.00	1.00	1.00	\$26.68	\$26.68	
313 080 49 00	1.00	SFD	1.00	1.00	1.00	\$26.68	\$26.68	
313 080 50 00	1.00	SFD	1.00	1.00	1.00	\$26.68	\$26.68	
313 080 51 00	1.00	SFD	1.00	1.00	1.00	\$26.68	\$26.68	
313 080 52 00	1.00	SFD	1.00	1.00	1.00	\$26.68	\$26.68	

EXHIBIT C - Assessment Roll (Fiscal Year 2027)

Peñasquitos East Maintenance Assessment District

Parcel Number	Acres/ Units ⁽¹⁾	Land Use ⁽²⁾	Assessment Factors		Total EBU's	Unit Cost (\$/EBU)	FY 2027 ⁽⁴⁾ Assessment	Owner Name
			Land Use ⁽²⁾	Benefit ⁽³⁾				
313 080 53 00	1.00	SFD	1.00	1.00	1.00	\$26.68	\$26.68	
313 080 54 00	1.00	SFD	1.00	1.00	1.00	\$26.68	\$26.68	
313 080 55 00	1.00	SFD	1.00	1.00	1.00	\$26.68	\$26.68	
313 080 56 00	1.00	SFD	1.00	1.00	1.00	\$26.68	\$26.68	
313 080 57 00	1.00	SFD	1.00	1.00	1.00	\$26.68	\$26.68	
313 080 58 00	1.00	SFD	1.00	1.00	1.00	\$26.68	\$26.68	
313 080 59 00	1.00	SFD	1.00	1.00	1.00	\$26.68	\$26.68	
313 080 60 00	1.00	SFD	1.00	1.00	1.00	\$26.68	\$26.68	
313 090 01 00	1.00	SFD	1.00	1.00	1.00	\$26.68	\$26.68	
313 090 02 00	1.00	SFD	1.00	1.00	1.00	\$26.68	\$26.68	
313 090 03 00	1.00	SFD	1.00	1.00	1.00	\$26.68	\$26.68	
313 090 04 00	1.00	SFD	1.00	1.00	1.00	\$26.68	\$26.68	
313 090 05 00	1.00	SFD	1.00	1.00	1.00	\$26.68	\$26.68	
313 090 06 00	1.00	SFD	1.00	1.00	1.00	\$26.68	\$26.68	
313 090 07 00	1.00	SFD	1.00	1.00	1.00	\$26.68	\$26.68	
313 090 08 00	1.00	SFD	1.00	1.00	1.00	\$26.68	\$26.68	
313 090 09 00	1.00	SFD	1.00	1.00	1.00	\$26.68	\$26.68	
313 090 10 00	1.00	SFD	1.00	1.00	1.00	\$26.68	\$26.68	
313 090 11 00	1.00	SFD	1.00	1.00	1.00	\$26.68	\$26.68	
313 090 12 00	1.00	SFD	1.00	1.00	1.00	\$26.68	\$26.68	
313 090 13 00	1.00	SFD	1.00	1.00	1.00	\$26.68	\$26.68	
313 090 14 00	1.00	SFD	1.00	1.00	1.00	\$26.68	\$26.68	
313 090 15 00	1.00	SFD	1.00	1.00	1.00	\$26.68	\$26.68	
313 090 16 00	1.00	SFD	1.00	1.00	1.00	\$26.68	\$26.68	
313 090 17 00	1.00	SFD	1.00	1.00	1.00	\$26.68	\$26.68	
313 090 18 00	1.00	SFD	1.00	1.00	1.00	\$26.68	\$26.68	
313 090 19 00	1.00	SFD	1.00	1.00	1.00	\$26.68	\$26.68	
313 090 20 00	1.00	SFD	1.00	1.00	1.00	\$26.68	\$26.68	
313 090 21 00	1.00	SFD	1.00	1.00	1.00	\$26.68	\$26.68	
313 090 22 00	1.00	SFD	1.00	1.00	1.00	\$26.68	\$26.68	
313 090 23 00	1.00	SFD	1.00	1.00	1.00	\$26.68	\$26.68	
313 090 24 00	1.00	SFD	1.00	1.00	1.00	\$26.68	\$26.68	
313 090 25 00	1.00	SFD	1.00	1.00	1.00	\$26.68	\$26.68	
313 090 26 00	1.00	SFD	1.00	1.00	1.00	\$26.68	\$26.68	
313 090 27 00	1.00	SFD	1.00	1.00	1.00	\$26.68	\$26.68	
313 090 28 00	1.00	SFD	1.00	1.00	1.00	\$26.68	\$26.68	
313 090 29 00	1.00	SFD	1.00	1.00	1.00	\$26.68	\$26.68	
313 090 30 00	1.00	SFD	1.00	1.00	1.00	\$26.68	\$26.68	
313 090 31 00	1.00	SFD	1.00	1.00	1.00	\$26.68	\$26.68	
313 090 32 00	1.00	SFD	1.00	1.00	1.00	\$26.68	\$26.68	
313 090 33 00	1.00	SFD	1.00	1.00	1.00	\$26.68	\$26.68	
313 090 34 00	1.00	SFD	1.00	1.00	1.00	\$26.68	\$26.68	
313 090 35 00	1.00	SFD	1.00	1.00	1.00	\$26.68	\$26.68	
313 090 36 00	1.00	SFD	1.00	1.00	1.00	\$26.68	\$26.68	
313 090 37 00	1.00	SFD	1.00	1.00	1.00	\$26.68	\$26.68	
313 090 38 00	1.00	SFD	1.00	1.00	1.00	\$26.68	\$26.68	
313 090 39 00	1.00	SFD	1.00	1.00	1.00	\$26.68	\$26.68	
313 090 40 00	1.00	SFD	1.00	1.00	1.00	\$26.68	\$26.68	
313 090 41 00	1.00	SFD	1.00	1.00	1.00	\$26.68	\$26.68	
313 090 42 00	1.00	SFD	1.00	1.00	1.00	\$26.68	\$26.68	
313 090 43 00	1.00	SFD	1.00	1.00	1.00	\$26.68	\$26.68	
313 090 44 00	1.00	SFD	1.00	1.00	1.00	\$26.68	\$26.68	
313 090 45 00	1.00	SFD	1.00	1.00	1.00	\$26.68	\$26.68	

EXHIBIT C - Assessment Roll (Fiscal Year 2027)
Peñasquitos East Maintenance Assessment District

Parcel Number	Acres/ Units ⁽¹⁾	Land Use ⁽²⁾	Assessment Factors		Total EBU's	Unit Cost (\$/EBU)	FY 2027 ⁽⁴⁾ Assessment	Owner Name
			Land Use ⁽²⁾	Benefit ⁽³⁾				
313 090 46 00	1.00	SFD	1.00	1.00	1.00	\$26.68	\$26.68	
313 090 47 00	1.00	SFD	1.00	1.00	1.00	\$26.68	\$26.68	
313 090 48 00	1.00	SFD	1.00	1.00	1.00	\$26.68	\$26.68	
313 090 49 00	1.00	SFD	1.00	1.00	1.00	\$26.68	\$26.68	
313 090 50 00	1.00	SFD	1.00	1.00	1.00	\$26.68	\$26.68	
313 090 51 00	1.00	SFD	1.00	1.00	1.00	\$26.68	\$26.68	
313 090 52 00	1.00	SFD	1.00	1.00	1.00	\$26.68	\$26.68	
313 090 53 00	1.00	SFD	1.00	1.00	1.00	\$26.68	\$26.68	
313 090 54 00	1.00	SFD	1.00	1.00	1.00	\$26.68	\$26.68	
313 090 55 00	1.00	SFD	1.00	1.00	1.00	\$26.68	\$26.68	
313 100 01 01	1.00	CND	0.70	1.00	0.70	\$26.68	\$18.68	
313 100 01 02	1.00	CND	0.70	1.00	0.70	\$26.68	\$18.68	
313 100 01 03	1.00	CND	0.70	1.00	0.70	\$26.68	\$18.68	
313 100 01 04	1.00	CND	0.70	1.00	0.70	\$26.68	\$18.68	
313 100 01 05	1.00	CND	0.70	1.00	0.70	\$26.68	\$18.68	
313 100 01 06	1.00	CND	0.70	1.00	0.70	\$26.68	\$18.68	
313 100 01 07	1.00	CND	0.70	1.00	0.70	\$26.68	\$18.68	
313 100 01 08	1.00	CND	0.70	1.00	0.70	\$26.68	\$18.68	
313 100 01 09	1.00	CND	0.70	1.00	0.70	\$26.68	\$18.68	
313 100 01 10	1.00	CND	0.70	1.00	0.70	\$26.68	\$18.68	
313 100 01 11	1.00	CND	0.70	1.00	0.70	\$26.68	\$18.68	
313 100 01 12	1.00	CND	0.70	1.00	0.70	\$26.68	\$18.68	
313 100 01 13	1.00	CND	0.70	1.00	0.70	\$26.68	\$18.68	
313 100 01 14	1.00	CND	0.70	1.00	0.70	\$26.68	\$18.68	
313 100 01 15	1.00	CND	0.70	1.00	0.70	\$26.68	\$18.68	
313 100 01 16	1.00	CND	0.70	1.00	0.70	\$26.68	\$18.68	
313 100 01 17	1.00	CND	0.70	1.00	0.70	\$26.68	\$18.68	
313 100 01 18	1.00	CND	0.70	1.00	0.70	\$26.68	\$18.68	
313 100 01 19	1.00	CND	0.70	1.00	0.70	\$26.68	\$18.68	
313 100 01 20	1.00	CND	0.70	1.00	0.70	\$26.68	\$18.68	
313 100 01 21	1.00	CND	0.70	1.00	0.70	\$26.68	\$18.68	
313 100 01 22	1.00	CND	0.70	1.00	0.70	\$26.68	\$18.68	
313 100 01 23	1.00	CND	0.70	1.00	0.70	\$26.68	\$18.68	
313 100 01 24	1.00	CND	0.70	1.00	0.70	\$26.68	\$18.68	
313 100 01 25	1.00	CND	0.70	1.00	0.70	\$26.68	\$18.68	
313 100 01 26	1.00	CND	0.70	1.00	0.70	\$26.68	\$18.68	
313 100 01 27	1.00	CND	0.70	1.00	0.70	\$26.68	\$18.68	
313 100 01 28	1.00	CND	0.70	1.00	0.70	\$26.68	\$18.68	
313 100 01 29	1.00	CND	0.70	1.00	0.70	\$26.68	\$18.68	
313 100 01 30	1.00	CND	0.70	1.00	0.70	\$26.68	\$18.68	
313 100 01 31	1.00	CND	0.70	1.00	0.70	\$26.68	\$18.68	
313 100 01 32	1.00	CND	0.70	1.00	0.70	\$26.68	\$18.68	
313 100 01 33	1.00	CND	0.70	1.00	0.70	\$26.68	\$18.68	
313 100 01 34	1.00	CND	0.70	1.00	0.70	\$26.68	\$18.68	
313 100 01 35	1.00	CND	0.70	1.00	0.70	\$26.68	\$18.68	
313 100 01 36	1.00	CND	0.70	1.00	0.70	\$26.68	\$18.68	
313 100 01 37	1.00	CND	0.70	1.00	0.70	\$26.68	\$18.68	
313 100 01 38	1.00	CND	0.70	1.00	0.70	\$26.68	\$18.68	
313 100 01 39	1.00	CND	0.70	1.00	0.70	\$26.68	\$18.68	
313 100 01 40	1.00	CND	0.70	1.00	0.70	\$26.68	\$18.68	
313 100 01 41	1.00	CND	0.70	1.00	0.70	\$26.68	\$18.68	
313 100 01 42	1.00	CND	0.70	1.00	0.70	\$26.68	\$18.68	
313 100 01 43	1.00	CND	0.70	1.00	0.70	\$26.68	\$18.68	

EXHIBIT C - Assessment Roll (Fiscal Year 2027)

Peñasquitos East Maintenance Assessment District

Parcel Number	Acres/ Units ⁽¹⁾	Land Use ⁽²⁾	Assessment Factors		Total EBUs	Unit Cost (\$/EBU)	FY 2027 ⁽⁴⁾ Assessment	Owner Name
			Land Use ⁽²⁾	Benefit ⁽³⁾				
313 100 01 44	1.00	CND	0.70	1.00	0.70	\$26.68	\$18.68	
313 100 01 45	1.00	CND	0.70	1.00	0.70	\$26.68	\$18.68	
313 100 01 46	1.00	CND	0.70	1.00	0.70	\$26.68	\$18.68	
313 100 01 47	1.00	CND	0.70	1.00	0.70	\$26.68	\$18.68	
313 100 01 48	1.00	CND	0.70	1.00	0.70	\$26.68	\$18.68	
313 100 01 49	1.00	CND	0.70	1.00	0.70	\$26.68	\$18.68	
313 100 01 50	1.00	CND	0.70	1.00	0.70	\$26.68	\$18.68	
313 100 01 51	1.00	CND	0.70	1.00	0.70	\$26.68	\$18.68	
313 100 01 52	1.00	CND	0.70	1.00	0.70	\$26.68	\$18.68	
313 100 01 53	1.00	CND	0.70	1.00	0.70	\$26.68	\$18.68	
313 100 01 54	1.00	CND	0.70	1.00	0.70	\$26.68	\$18.68	
313 100 01 55	1.00	CND	0.70	1.00	0.70	\$26.68	\$18.68	
313 100 01 56	1.00	CND	0.70	1.00	0.70	\$26.68	\$18.68	
313 100 01 57	1.00	CND	0.70	1.00	0.70	\$26.68	\$18.68	
313 100 01 58	1.00	CND	0.70	1.00	0.70	\$26.68	\$18.68	
313 100 01 59	1.00	CND	0.70	1.00	0.70	\$26.68	\$18.68	
313 100 01 60	1.00	CND	0.70	1.00	0.70	\$26.68	\$18.68	
313 100 01 61	1.00	CND	0.70	1.00	0.70	\$26.68	\$18.68	
313 100 01 62	1.00	CND	0.70	1.00	0.70	\$26.68	\$18.68	
313 100 01 63	1.00	CND	0.70	1.00	0.70	\$26.68	\$18.68	
313 100 01 64	1.00	CND	0.70	1.00	0.70	\$26.68	\$18.68	
313 100 02 00	1.00	SFD	1.00	1.00	1.00	\$26.68	\$26.68	
313 100 03 00	1.00	SFD	1.00	1.00	1.00	\$26.68	\$26.68	
313 100 04 00	1.00	SFD	1.00	1.00	1.00	\$26.68	\$26.68	
313 110 01 00	1.00	SFD	1.00	1.00	1.00	\$26.68	\$26.68	
313 110 02 00	1.00	SFD	1.00	1.00	1.00	\$26.68	\$26.68	
313 110 03 00	1.00	SFD	1.00	1.00	1.00	\$26.68	\$26.68	
313 110 04 00	1.00	SFD	1.00	1.00	1.00	\$26.68	\$26.68	
313 110 05 00	1.00	SFD	1.00	1.00	1.00	\$26.68	\$26.68	
313 110 06 00	1.00	SFD	1.00	1.00	1.00	\$26.68	\$26.68	
313 110 07 00	1.00	SFD	1.00	1.00	1.00	\$26.68	\$26.68	
313 110 08 00	1.00	SFD	1.00	1.00	1.00	\$26.68	\$26.68	
313 110 09 00	1.00	SFD	1.00	1.00	1.00	\$26.68	\$26.68	
313 110 10 00	1.00	SFD	1.00	1.00	1.00	\$26.68	\$26.68	
313 110 11 00	1.00	SFD	1.00	1.00	1.00	\$26.68	\$26.68	
313 110 12 00	1.00	SFD	1.00	1.00	1.00	\$26.68	\$26.68	
313 110 13 00	1.00	SFD	1.00	1.00	1.00	\$26.68	\$26.68	
313 110 14 00	1.00	SFD	1.00	1.00	1.00	\$26.68	\$26.68	
313 110 15 00	1.00	SFD	1.00	1.00	1.00	\$26.68	\$26.68	
313 110 16 00	1.00	SFD	1.00	1.00	1.00	\$26.68	\$26.68	
313 110 17 00	1.00	SFD	1.00	1.00	1.00	\$26.68	\$26.68	
313 110 18 00	1.00	SFD	1.00	1.00	1.00	\$26.68	\$26.68	
313 110 19 00	1.00	SFD	1.00	1.00	1.00	\$26.68	\$26.68	
313 110 20 00	1.00	SFD	1.00	1.00	1.00	\$26.68	\$26.68	
313 110 21 00	1.00	SFD	1.00	1.00	1.00	\$26.68	\$26.68	
313 110 22 00	1.00	SFD	1.00	1.00	1.00	\$26.68	\$26.68	
313 110 23 00	1.00	SFD	1.00	1.00	1.00	\$26.68	\$26.68	
313 110 24 00	1.00	SFD	1.00	1.00	1.00	\$26.68	\$26.68	
313 110 25 00	1.00	SFD	1.00	1.00	1.00	\$26.68	\$26.68	
313 110 28 00	1.00	SFD	1.00	1.00	1.00	\$26.68	\$26.68	
313 110 29 00	1.00	SFD	1.00	1.00	1.00	\$26.68	\$26.68	
313 110 30 00	1.00	SFD	1.00	1.00	1.00	\$26.68	\$26.68	
313 110 31 00	1.00	SFD	1.00	1.00	1.00	\$26.68	\$26.68	

EXHIBIT C - Assessment Roll (Fiscal Year 2027)

Peñasquitos East Maintenance Assessment District

Parcel Number	Acres/ Units ⁽¹⁾	Land Use ⁽²⁾	Assessment Factors		Total EBU's	Unit Cost (\$/EBU)	FY 2027 ⁽⁴⁾ Assessment	Owner Name
			Land Use ⁽²⁾	Benefit ⁽³⁾				
313 110 32 00	1.00	SFD	1.00	1.00	1.00	\$26.68	\$26.68	
313 110 33 00	1.00	SFD	1.00	1.00	1.00	\$26.68	\$26.68	
313 110 34 00	1.00	SFD	1.00	1.00	1.00	\$26.68	\$26.68	
313 110 35 00	1.00	SFD	1.00	1.00	1.00	\$26.68	\$26.68	
313 110 36 00	1.00	SFD	1.00	1.00	1.00	\$26.68	\$26.68	
313 110 37 00	1.00	SFD	1.00	1.00	1.00	\$26.68	\$26.68	
313 110 38 00	1.00	SFD	1.00	1.00	1.00	\$26.68	\$26.68	
313 110 39 00	1.00	SFD	1.00	1.00	1.00	\$26.68	\$26.68	
313 110 40 00	1.00	SFD	1.00	1.00	1.00	\$26.68	\$26.68	
313 110 41 00	1.00	SFD	1.00	1.00	1.00	\$26.68	\$26.68	
313 110 42 00	1.00	SFD	1.00	1.00	1.00	\$26.68	\$26.68	
313 110 44 00	1.00	SFD	1.00	1.00	1.00	\$26.68	\$26.68	
313 110 45 00	1.00	SFD	1.00	1.00	1.00	\$26.68	\$26.68	
313 110 46 00	1.00	SFD	1.00	1.00	1.00	\$26.68	\$26.68	
313 110 49 00	1.00	SFD	1.00	1.00	1.00	\$26.68	\$26.68	
313 110 52 00	1.00	SFD	1.00	1.00	1.00	\$26.68	\$26.68	
313 120 01 00	1.00	SFD	1.00	1.00	1.00	\$26.68	\$26.68	
313 120 02 00	1.00	SFD	1.00	1.00	1.00	\$26.68	\$26.68	
313 120 03 00	1.00	SFD	1.00	1.00	1.00	\$26.68	\$26.68	
313 120 04 00	1.00	SFD	1.00	1.00	1.00	\$26.68	\$26.68	
313 120 05 00	1.00	SFD	1.00	1.00	1.00	\$26.68	\$26.68	
313 120 06 00	1.00	SFD	1.00	1.00	1.00	\$26.68	\$26.68	
313 120 07 00	1.00	SFD	1.00	1.00	1.00	\$26.68	\$26.68	
313 120 08 00	1.00	SFD	1.00	1.00	1.00	\$26.68	\$26.68	
313 120 09 00	1.00	SFD	1.00	1.00	1.00	\$26.68	\$26.68	
313 120 10 00	1.00	SFD	1.00	1.00	1.00	\$26.68	\$26.68	
313 120 11 00	1.00	SFD	1.00	1.00	1.00	\$26.68	\$26.68	
313 120 12 00	1.00	SFD	1.00	1.00	1.00	\$26.68	\$26.68	
313 120 13 00	1.00	SFD	1.00	1.00	1.00	\$26.68	\$26.68	
313 120 14 00	1.00	SFD	1.00	1.00	1.00	\$26.68	\$26.68	
313 120 15 00	1.00	SFD	1.00	1.00	1.00	\$26.68	\$26.68	
313 120 16 00	1.00	SFD	1.00	1.00	1.00	\$26.68	\$26.68	
313 120 20 00	1.00	SFD	1.00	1.00	1.00	\$26.68	\$26.68	
313 120 21 00	1.00	SFD	1.00	1.00	1.00	\$26.68	\$26.68	
313 120 22 00	1.00	SFD	1.00	1.00	1.00	\$26.68	\$26.68	
313 120 23 00	1.00	SFD	1.00	1.00	1.00	\$26.68	\$26.68	
313 120 24 00	1.00	SFD	1.00	1.00	1.00	\$26.68	\$26.68	
313 120 25 00	1.00	SFD	1.00	1.00	1.00	\$26.68	\$26.68	
313 120 26 00	1.00	SFD	1.00	1.00	1.00	\$26.68	\$26.68	
313 120 54 00	1.00	SFD	1.00	1.00	1.00	\$26.68	\$26.68	
313 120 55 00	1.00	SFD	1.00	1.00	1.00	\$26.68	\$26.68	
313 120 56 00	1.00	SFD	1.00	1.00	1.00	\$26.68	\$26.68	
313 120 57 00	1.00	SFD	1.00	1.00	1.00	\$26.68	\$26.68	
313 120 61 00	1.00	SFD	1.00	1.00	1.00	\$26.68	\$26.68	
313 120 62 00	1.00	SFD	1.00	1.00	1.00	\$26.68	\$26.68	
313 120 63 00	1.00	SFD	1.00	1.00	1.00	\$26.68	\$26.68	
313 120 66 00	1.00	SFD	1.00	1.00	1.00	\$26.68	\$26.68	
313 120 67 00	1.00	SFD	1.00	1.00	1.00	\$26.68	\$26.68	
313 120 68 00	1.00	SFD	1.00	1.00	1.00	\$26.68	\$26.68	
313 120 69 00	1.00	SFD	1.00	1.00	1.00	\$26.68	\$26.68	
313 120 70 00	1.00	SFD	1.00	1.00	1.00	\$26.68	\$26.68	
313 120 75 00	1.00	SFD	1.00	1.00	1.00	\$26.68	\$26.68	
313 120 76 00	0.12	USF	0.00	1.00	0.00	\$26.68	\$0.00	

EXHIBIT C - Assessment Roll (Fiscal Year 2027)

Peñasquitos East Maintenance Assessment District

Parcel Number	Acres/ Units ⁽¹⁾	Land Use ⁽²⁾	Assessment Factors		Total EBU's	Unit Cost (\$/EBU)	FY 2027 ⁽⁴⁾ Assessment	Owner Name
			Land Use ⁽²⁾	Benefit ⁽³⁾				
313 121 01 00	1.00	SFD	1.00	1.00	1.00	\$26.68	\$26.68	
313 121 02 00	1.00	SFD	1.00	1.00	1.00	\$26.68	\$26.68	
313 121 03 00	1.00	SFD	1.00	1.00	1.00	\$26.68	\$26.68	
313 121 04 00	1.00	SFD	1.00	1.00	1.00	\$26.68	\$26.68	
313 121 05 00	1.00	SFD	1.00	1.00	1.00	\$26.68	\$26.68	
313 121 06 00	1.00	SFD	1.00	1.00	1.00	\$26.68	\$26.68	
313 121 07 00	1.00	SFD	1.00	1.00	1.00	\$26.68	\$26.68	
313 121 08 00	1.00	SFD	1.00	1.00	1.00	\$26.68	\$26.68	
313 121 09 00	1.00	SFD	1.00	1.00	1.00	\$26.68	\$26.68	
313 121 10 00	1.00	SFD	1.00	1.00	1.00	\$26.68	\$26.68	
313 121 11 00	1.00	SFD	1.00	1.00	1.00	\$26.68	\$26.68	
313 121 12 00	1.00	SFD	1.00	1.00	1.00	\$26.68	\$26.68	
313 121 13 00	1.00	SFD	1.00	1.00	1.00	\$26.68	\$26.68	
313 121 14 00	1.00	SFD	1.00	1.00	1.00	\$26.68	\$26.68	
313 121 15 00	1.00	SFD	1.00	1.00	1.00	\$26.68	\$26.68	
313 121 16 00	1.00	SFD	1.00	1.00	1.00	\$26.68	\$26.68	
313 121 17 00	1.00	SFD	1.00	1.00	1.00	\$26.68	\$26.68	
313 121 18 00	1.00	SFD	1.00	1.00	1.00	\$26.68	\$26.68	
313 121 19 00	1.00	SFD	1.00	1.00	1.00	\$26.68	\$26.68	
313 121 20 00	1.00	SFD	1.00	1.00	1.00	\$26.68	\$26.68	
313 121 21 00	1.00	SFD	1.00	1.00	1.00	\$26.68	\$26.68	
313 121 22 00	1.00	SFD	1.00	1.00	1.00	\$26.68	\$26.68	
313 121 23 00	1.00	SFD	1.00	1.00	1.00	\$26.68	\$26.68	
313 121 26 00	1.00	SFD	1.00	1.00	1.00	\$26.68	\$26.68	
313 121 27 00	1.00	SFD	1.00	1.00	1.00	\$26.68	\$26.68	
313 121 28 00	1.00	SFD	1.00	1.00	1.00	\$26.68	\$26.68	
313 121 29 00	1.00	SFD	1.00	1.00	1.00	\$26.68	\$26.68	
313 130 01 00	1.00	SFD	1.00	1.00	1.00	\$26.68	\$26.68	
313 130 02 00	1.00	SFD	1.00	1.00	1.00	\$26.68	\$26.68	
313 130 03 00	1.00	SFD	1.00	1.00	1.00	\$26.68	\$26.68	
313 130 06 00	1.00	SFD	1.00	1.00	1.00	\$26.68	\$26.68	
313 130 07 00	1.00	SFD	1.00	1.00	1.00	\$26.68	\$26.68	
313 130 08 00	1.00	SFD	1.00	1.00	1.00	\$26.68	\$26.68	
313 130 09 00	1.00	SFD	1.00	1.00	1.00	\$26.68	\$26.68	
313 130 10 00	1.00	SFD	1.00	1.00	1.00	\$26.68	\$26.68	
313 130 11 00	1.00	SFD	1.00	1.00	1.00	\$26.68	\$26.68	
313 130 12 00	1.00	SFD	1.00	1.00	1.00	\$26.68	\$26.68	
313 130 13 00	1.00	SFD	1.00	1.00	1.00	\$26.68	\$26.68	
313 130 14 00	1.00	SFD	1.00	1.00	1.00	\$26.68	\$26.68	
313 130 15 00	1.00	SFD	1.00	1.00	1.00	\$26.68	\$26.68	
313 130 16 00	1.00	SFD	1.00	1.00	1.00	\$26.68	\$26.68	
313 130 17 00	1.00	SFD	1.00	1.00	1.00	\$26.68	\$26.68	
313 130 18 00	1.00	SFD	1.00	1.00	1.00	\$26.68	\$26.68	
313 130 19 00	1.00	SFD	1.00	1.00	1.00	\$26.68	\$26.68	
313 130 20 00	1.00	SFD	1.00	1.00	1.00	\$26.68	\$26.68	
313 130 21 00	1.00	SFD	1.00	1.00	1.00	\$26.68	\$26.68	
313 130 22 00	1.00	SFD	1.00	1.00	1.00	\$26.68	\$26.68	
313 130 23 00	1.00	SFD	1.00	1.00	1.00	\$26.68	\$26.68	
313 130 24 00	1.00	SFD	1.00	1.00	1.00	\$26.68	\$26.68	
313 130 25 00	1.00	SFD	1.00	1.00	1.00	\$26.68	\$26.68	
313 130 26 00	1.00	SFD	1.00	1.00	1.00	\$26.68	\$26.68	
313 130 27 00	1.00	SFD	1.00	1.00	1.00	\$26.68	\$26.68	
313 130 28 00	1.00	SFD	1.00	1.00	1.00	\$26.68	\$26.68	

EXHIBIT C - Assessment Roll (Fiscal Year 2027)

Peñasquitos East Maintenance Assessment District

Parcel Number	Acres/ Units ⁽¹⁾	Land Use ⁽²⁾	Assessment Factors		Total EBU's	Unit Cost (\$/EBU)	FY 2027 ⁽⁴⁾ Assessment	Owner Name
			Land Use ⁽²⁾	Benefit ⁽³⁾				
313 130 29 00	1.00	SFD	1.00	1.00	1.00	\$26.68	\$26.68	
313 130 30 00	1.00	SFD	1.00	1.00	1.00	\$26.68	\$26.68	
313 130 31 00	1.00	SFD	1.00	1.00	1.00	\$26.68	\$26.68	
313 130 32 00	1.00	SFD	1.00	1.00	1.00	\$26.68	\$26.68	
313 130 33 00	1.00	SFD	1.00	1.00	1.00	\$26.68	\$26.68	
313 130 34 00	1.00	SFD	1.00	1.00	1.00	\$26.68	\$26.68	
313 130 35 00	1.00	SFD	1.00	1.00	1.00	\$26.68	\$26.68	
313 130 36 00	1.00	SFD	1.00	1.00	1.00	\$26.68	\$26.68	
313 130 37 00	1.00	SFD	1.00	1.00	1.00	\$26.68	\$26.68	
313 130 38 00	1.00	SFD	1.00	1.00	1.00	\$26.68	\$26.68	
313 130 39 00	1.00	SFD	1.00	1.00	1.00	\$26.68	\$26.68	
313 130 40 00	1.00	SFD	1.00	1.00	1.00	\$26.68	\$26.68	
313 130 41 00	1.00	SFD	1.00	1.00	1.00	\$26.68	\$26.68	
313 130 42 00	1.00	SFD	1.00	1.00	1.00	\$26.68	\$26.68	
313 130 43 00	1.00	SFD	1.00	1.00	1.00	\$26.68	\$26.68	
313 130 44 00	1.00	SFD	1.00	1.00	1.00	\$26.68	\$26.68	
313 130 45 00	1.00	SFD	1.00	1.00	1.00	\$26.68	\$26.68	
313 130 46 00	1.00	SFD	1.00	1.00	1.00	\$26.68	\$26.68	
313 130 47 00	1.00	SFD	1.00	1.00	1.00	\$26.68	\$26.68	
313 130 48 00	1.00	SFD	1.00	1.00	1.00	\$26.68	\$26.68	
313 130 49 00	1.00	SFD	1.00	1.00	1.00	\$26.68	\$26.68	
313 130 50 00	1.00	SFD	1.00	1.00	1.00	\$26.68	\$26.68	
313 130 51 00	1.00	SFD	1.00	1.00	1.00	\$26.68	\$26.68	
313 130 56 00	1.00	SFD	1.00	1.00	1.00	\$26.68	\$26.68	
313 130 57 00	1.00	SFD	1.00	1.00	1.00	\$26.68	\$26.68	
313 140 01 00	1.00	SFD	1.00	1.00	1.00	\$26.68	\$26.68	
313 140 02 00	1.00	SFD	1.00	1.00	1.00	\$26.68	\$26.68	
313 140 03 00	1.00	SFD	1.00	1.00	1.00	\$26.68	\$26.68	
313 140 04 00	1.00	SFD	1.00	1.00	1.00	\$26.68	\$26.68	
313 140 05 00	1.00	SFD	1.00	1.00	1.00	\$26.68	\$26.68	
313 140 06 00	1.00	SFD	1.00	1.00	1.00	\$26.68	\$26.68	
313 140 07 00	1.00	SFD	1.00	1.00	1.00	\$26.68	\$26.68	
313 140 08 00	1.00	SFD	1.00	1.00	1.00	\$26.68	\$26.68	
313 140 09 00	1.00	SFD	1.00	1.00	1.00	\$26.68	\$26.68	
313 140 10 00	1.00	SFD	1.00	1.00	1.00	\$26.68	\$26.68	
313 140 11 00	1.00	SFD	1.00	1.00	1.00	\$26.68	\$26.68	
313 140 12 00	1.00	SFD	1.00	1.00	1.00	\$26.68	\$26.68	
313 140 13 00	1.00	SFD	1.00	1.00	1.00	\$26.68	\$26.68	
313 140 14 00	1.00	SFD	1.00	1.00	1.00	\$26.68	\$26.68	
313 140 15 00	1.00	SFD	1.00	1.00	1.00	\$26.68	\$26.68	
313 140 16 00	1.00	SFD	1.00	1.00	1.00	\$26.68	\$26.68	
313 140 17 00	1.00	SFD	1.00	1.00	1.00	\$26.68	\$26.68	
313 140 18 00	1.00	SFD	1.00	1.00	1.00	\$26.68	\$26.68	
313 140 19 00	1.00	SFD	1.00	1.00	1.00	\$26.68	\$26.68	
313 140 20 00	1.00	SFD	1.00	1.00	1.00	\$26.68	\$26.68	
313 140 21 00	1.00	SFD	1.00	1.00	1.00	\$26.68	\$26.68	
313 140 22 00	1.00	SFD	1.00	1.00	1.00	\$26.68	\$26.68	
313 140 23 00	1.00	SFD	1.00	1.00	1.00	\$26.68	\$26.68	
313 140 24 00	1.00	SFD	1.00	1.00	1.00	\$26.68	\$26.68	
313 140 25 00	1.00	SFD	1.00	1.00	1.00	\$26.68	\$26.68	
313 140 26 00	1.00	SFD	1.00	1.00	1.00	\$26.68	\$26.68	
313 140 27 00	1.00	SFD	1.00	1.00	1.00	\$26.68	\$26.68	
313 140 28 00	1.00	SFD	1.00	1.00	1.00	\$26.68	\$26.68	

EXHIBIT C - Assessment Roll (Fiscal Year 2027)

Peñasquitos East Maintenance Assessment District

Parcel Number	Acres/ Units ⁽¹⁾	Land Use ⁽²⁾	Assessment Factors		Total EBU's	Unit Cost (\$/EBU)	FY 2027 ⁽⁴⁾ Assessment	Owner Name
			Land Use ⁽²⁾	Benefit ⁽³⁾				
313 140 29 00	1.00	SFD	1.00	1.00	1.00	\$26.68	\$26.68	
313 140 30 00	1.00	SFD	1.00	1.00	1.00	\$26.68	\$26.68	
313 140 31 00	1.00	SFD	1.00	1.00	1.00	\$26.68	\$26.68	
313 140 32 00	1.00	SFD	1.00	1.00	1.00	\$26.68	\$26.68	
313 140 33 00	1.00	SFD	1.00	1.00	1.00	\$26.68	\$26.68	
313 140 34 00	1.00	SFD	1.00	1.00	1.00	\$26.68	\$26.68	
313 140 35 00	1.00	SFD	1.00	1.00	1.00	\$26.68	\$26.68	
313 140 36 00	1.00	SFD	1.00	1.00	1.00	\$26.68	\$26.68	
313 140 37 00	1.00	SFD	1.00	1.00	1.00	\$26.68	\$26.68	
313 140 38 00	1.00	SFD	1.00	1.00	1.00	\$26.68	\$26.68	
313 140 39 00	1.00	SFD	1.00	1.00	1.00	\$26.68	\$26.68	
313 150 15 01	1.00	CND	0.70	1.00	0.70	\$26.68	\$18.68	
313 150 15 02	1.00	CND	0.70	1.00	0.70	\$26.68	\$18.68	
313 150 15 03	1.00	CND	0.70	1.00	0.70	\$26.68	\$18.68	
313 150 15 04	1.00	CND	0.70	1.00	0.70	\$26.68	\$18.68	
313 150 15 05	1.00	CND	0.70	1.00	0.70	\$26.68	\$18.68	
313 150 15 06	1.00	CND	0.70	1.00	0.70	\$26.68	\$18.68	
313 150 15 07	1.00	CND	0.70	1.00	0.70	\$26.68	\$18.68	
313 150 15 08	1.00	CND	0.70	1.00	0.70	\$26.68	\$18.68	
313 150 15 09	1.00	CND	0.70	1.00	0.70	\$26.68	\$18.68	
313 150 15 10	1.00	CND	0.70	1.00	0.70	\$26.68	\$18.68	
313 150 15 11	1.00	CND	0.70	1.00	0.70	\$26.68	\$18.68	
313 150 15 12	1.00	CND	0.70	1.00	0.70	\$26.68	\$18.68	
313 150 15 13	1.00	CND	0.70	1.00	0.70	\$26.68	\$18.68	
313 150 15 14	1.00	CND	0.70	1.00	0.70	\$26.68	\$18.68	
313 150 15 15	1.00	CND	0.70	1.00	0.70	\$26.68	\$18.68	
313 150 15 16	1.00	CND	0.70	1.00	0.70	\$26.68	\$18.68	
313 150 15 17	1.00	CND	0.70	1.00	0.70	\$26.68	\$18.68	
313 150 15 18	1.00	CND	0.70	1.00	0.70	\$26.68	\$18.68	
313 150 15 19	1.00	CND	0.70	1.00	0.70	\$26.68	\$18.68	
313 150 15 20	1.00	CND	0.70	1.00	0.70	\$26.68	\$18.68	
313 150 15 21	1.00	CND	0.70	1.00	0.70	\$26.68	\$18.68	
313 150 15 22	1.00	CND	0.70	1.00	0.70	\$26.68	\$18.68	
313 150 15 23	1.00	CND	0.70	1.00	0.70	\$26.68	\$18.68	
313 150 15 24	1.00	CND	0.70	1.00	0.70	\$26.68	\$18.68	
313 150 15 25	1.00	CND	0.70	1.00	0.70	\$26.68	\$18.68	
313 150 15 26	1.00	CND	0.70	1.00	0.70	\$26.68	\$18.68	
313 150 15 27	1.00	CND	0.70	1.00	0.70	\$26.68	\$18.68	
313 150 15 28	1.00	CND	0.70	1.00	0.70	\$26.68	\$18.68	
313 150 15 29	1.00	CND	0.70	1.00	0.70	\$26.68	\$18.68	
313 150 15 30	1.00	CND	0.70	1.00	0.70	\$26.68	\$18.68	
313 150 15 31	1.00	CND	0.70	1.00	0.70	\$26.68	\$18.68	
313 150 15 32	1.00	CND	0.70	1.00	0.70	\$26.68	\$18.68	
313 150 15 33	1.00	CND	0.70	1.00	0.70	\$26.68	\$18.68	
313 150 15 34	1.00	CND	0.70	1.00	0.70	\$26.68	\$18.68	
313 150 15 35	1.00	CND	0.70	1.00	0.70	\$26.68	\$18.68	
313 150 15 36	1.00	CND	0.70	1.00	0.70	\$26.68	\$18.68	
313 150 15 37	1.00	CND	0.70	1.00	0.70	\$26.68	\$18.68	
313 150 15 38	1.00	CND	0.70	1.00	0.70	\$26.68	\$18.68	
313 150 15 39	1.00	CND	0.70	1.00	0.70	\$26.68	\$18.68	
313 150 15 40	1.00	CND	0.70	1.00	0.70	\$26.68	\$18.68	
313 150 15 41	1.00	CND	0.70	1.00	0.70	\$26.68	\$18.68	
313 150 15 42	1.00	CND	0.70	1.00	0.70	\$26.68	\$18.68	

EXHIBIT C - Assessment Roll (Fiscal Year 2027)

Peñasquitos East Maintenance Assessment District

Parcel Number	Acres/ Units ⁽¹⁾	Land Use ⁽²⁾	Assessment Factors		Total EBU's	Unit Cost (\$/EBU)	FY 2027 ⁽⁴⁾ Assessment	Owner Name
			Land Use ⁽²⁾	Benefit ⁽³⁾				
313 150 15 43	1.00	CND	0.70	1.00	0.70	\$26.68	\$18.68	
313 150 15 44	1.00	CND	0.70	1.00	0.70	\$26.68	\$18.68	
313 150 15 45	1.00	CND	0.70	1.00	0.70	\$26.68	\$18.68	
313 150 15 46	1.00	CND	0.70	1.00	0.70	\$26.68	\$18.68	
313 150 15 47	1.00	CND	0.70	1.00	0.70	\$26.68	\$18.68	
313 150 15 48	1.00	CND	0.70	1.00	0.70	\$26.68	\$18.68	
313 150 15 49	1.00	CND	0.70	1.00	0.70	\$26.68	\$18.68	
313 150 15 50	1.00	CND	0.70	1.00	0.70	\$26.68	\$18.68	
313 150 15 51	1.00	CND	0.70	1.00	0.70	\$26.68	\$18.68	
313 150 15 52	1.00	CND	0.70	1.00	0.70	\$26.68	\$18.68	
313 150 15 53	1.00	CND	0.70	1.00	0.70	\$26.68	\$18.68	
313 150 15 54	1.00	CND	0.70	1.00	0.70	\$26.68	\$18.68	
313 150 15 55	1.00	CND	0.70	1.00	0.70	\$26.68	\$18.68	
313 150 15 56	1.00	CND	0.70	1.00	0.70	\$26.68	\$18.68	
313 150 15 57	1.00	CND	0.70	1.00	0.70	\$26.68	\$18.68	
313 150 15 58	1.00	CND	0.70	1.00	0.70	\$26.68	\$18.68	
313 150 15 59	1.00	CND	0.70	1.00	0.70	\$26.68	\$18.68	
313 150 15 60	1.00	CND	0.70	1.00	0.70	\$26.68	\$18.68	
313 150 15 61	1.00	CND	0.70	1.00	0.70	\$26.68	\$18.68	
313 150 15 62	1.00	CND	0.70	1.00	0.70	\$26.68	\$18.68	
313 150 15 63	1.00	CND	0.70	1.00	0.70	\$26.68	\$18.68	
313 150 15 64	1.00	CND	0.70	1.00	0.70	\$26.68	\$18.68	
313 150 15 65	1.00	CND	0.70	1.00	0.70	\$26.68	\$18.68	
313 150 15 66	1.00	CND	0.70	1.00	0.70	\$26.68	\$18.68	
313 150 15 67	1.00	CND	0.70	1.00	0.70	\$26.68	\$18.68	
313 150 15 68	1.00	CND	0.70	1.00	0.70	\$26.68	\$18.68	
313 150 15 69	1.00	CND	0.70	1.00	0.70	\$26.68	\$18.68	
313 150 15 70	1.00	CND	0.70	1.00	0.70	\$26.68	\$18.68	
313 150 15 71	1.00	CND	0.70	1.00	0.70	\$26.68	\$18.68	
313 150 15 72	1.00	CND	0.70	1.00	0.70	\$26.68	\$18.68	
313 150 15 73	1.00	CND	0.70	1.00	0.70	\$26.68	\$18.68	
313 150 15 74	1.00	CND	0.70	1.00	0.70	\$26.68	\$18.68	
313 150 15 75	1.00	CND	0.70	1.00	0.70	\$26.68	\$18.68	
313 150 15 76	1.00	CND	0.70	1.00	0.70	\$26.68	\$18.68	
313 150 15 77	1.00	CND	0.70	1.00	0.70	\$26.68	\$18.68	
313 150 15 78	1.00	CND	0.70	1.00	0.70	\$26.68	\$18.68	
313 150 15 79	1.00	CND	0.70	1.00	0.70	\$26.68	\$18.68	
313 150 15 80	1.00	CND	0.70	1.00	0.70	\$26.68	\$18.68	
313 150 21 01	1.00	CND	0.70	1.00	0.70	\$26.68	\$18.68	
313 150 21 02	1.00	CND	0.70	1.00	0.70	\$26.68	\$18.68	
313 150 21 03	1.00	CND	0.70	1.00	0.70	\$26.68	\$18.68	
313 150 21 04	1.00	CND	0.70	1.00	0.70	\$26.68	\$18.68	
313 150 21 05	1.00	CND	0.70	1.00	0.70	\$26.68	\$18.68	
313 150 21 06	1.00	CND	0.70	1.00	0.70	\$26.68	\$18.68	
313 150 21 07	1.00	CND	0.70	1.00	0.70	\$26.68	\$18.68	
313 150 21 08	1.00	CND	0.70	1.00	0.70	\$26.68	\$18.68	
313 150 21 09	1.00	CND	0.70	1.00	0.70	\$26.68	\$18.68	
313 150 21 10	1.00	CND	0.70	1.00	0.70	\$26.68	\$18.68	
313 150 21 11	1.00	CND	0.70	1.00	0.70	\$26.68	\$18.68	
313 150 21 12	1.00	CND	0.70	1.00	0.70	\$26.68	\$18.68	
313 150 21 13	1.00	CND	0.70	1.00	0.70	\$26.68	\$18.68	
313 150 21 14	1.00	CND	0.70	1.00	0.70	\$26.68	\$18.68	
313 150 21 15	1.00	CND	0.70	1.00	0.70	\$26.68	\$18.68	

EXHIBIT C - Assessment Roll (Fiscal Year 2027)

Peñasquitos East Maintenance Assessment District

Parcel Number	Acres/ Units ⁽¹⁾	Land Use ⁽²⁾	Assessment Factors		Total EBU's	Unit Cost (\$/EBU)	FY 2027 ⁽⁴⁾ Assessment	Owner Name
			Land Use ⁽²⁾	Benefit ⁽³⁾				
313 150 21 16	1.00	CND	0.70	1.00	0.70	\$26.68	\$18.68	
313 150 21 17	1.00	CND	0.70	1.00	0.70	\$26.68	\$18.68	
313 150 21 18	1.00	CND	0.70	1.00	0.70	\$26.68	\$18.68	
313 150 21 19	1.00	CND	0.70	1.00	0.70	\$26.68	\$18.68	
313 150 21 20	1.00	CND	0.70	1.00	0.70	\$26.68	\$18.68	
313 150 21 21	1.00	CND	0.70	1.00	0.70	\$26.68	\$18.68	
313 150 21 22	1.00	CND	0.70	1.00	0.70	\$26.68	\$18.68	
313 150 21 23	1.00	CND	0.70	1.00	0.70	\$26.68	\$18.68	
313 150 21 24	1.00	CND	0.70	1.00	0.70	\$26.68	\$18.68	
313 150 21 25	1.00	CND	0.70	1.00	0.70	\$26.68	\$18.68	
313 150 21 26	1.00	CND	0.70	1.00	0.70	\$26.68	\$18.68	
313 150 21 27	1.00	CND	0.70	1.00	0.70	\$26.68	\$18.68	
313 150 21 28	1.00	CND	0.70	1.00	0.70	\$26.68	\$18.68	
313 150 21 29	1.00	CND	0.70	1.00	0.70	\$26.68	\$18.68	
313 150 21 30	1.00	CND	0.70	1.00	0.70	\$26.68	\$18.68	
313 150 21 31	1.00	CND	0.70	1.00	0.70	\$26.68	\$18.68	
313 150 21 32	1.00	CND	0.70	1.00	0.70	\$26.68	\$18.68	
313 150 21 33	1.00	CND	0.70	1.00	0.70	\$26.68	\$18.68	
313 150 21 34	1.00	CND	0.70	1.00	0.70	\$26.68	\$18.68	
313 150 21 35	1.00	CND	0.70	1.00	0.70	\$26.68	\$18.68	
313 150 21 36	1.00	CND	0.70	1.00	0.70	\$26.68	\$18.68	
313 150 21 37	1.00	CND	0.70	1.00	0.70	\$26.68	\$18.68	
313 150 21 38	1.00	CND	0.70	1.00	0.70	\$26.68	\$18.68	
313 150 21 39	1.00	CND	0.70	1.00	0.70	\$26.68	\$18.68	
313 150 21 40	1.00	CND	0.70	1.00	0.70	\$26.68	\$18.68	
313 150 21 41	1.00	CND	0.70	1.00	0.70	\$26.68	\$18.68	
313 150 21 42	1.00	CND	0.70	1.00	0.70	\$26.68	\$18.68	
313 150 21 43	1.00	CND	0.70	1.00	0.70	\$26.68	\$18.68	
313 150 21 44	1.00	CND	0.70	1.00	0.70	\$26.68	\$18.68	
313 150 21 45	1.00	CND	0.70	1.00	0.70	\$26.68	\$18.68	
313 150 21 46	1.00	CND	0.70	1.00	0.70	\$26.68	\$18.68	
313 150 21 47	1.00	CND	0.70	1.00	0.70	\$26.68	\$18.68	
313 150 21 48	1.00	CND	0.70	1.00	0.70	\$26.68	\$18.68	
313 150 22 01	1.00	CND	0.70	1.00	0.70	\$26.68	\$18.68	
313 150 22 02	1.00	CND	0.70	1.00	0.70	\$26.68	\$18.68	
313 150 22 03	1.00	CND	0.70	1.00	0.70	\$26.68	\$18.68	
313 150 22 04	1.00	CND	0.70	1.00	0.70	\$26.68	\$18.68	
313 150 22 05	1.00	CND	0.70	1.00	0.70	\$26.68	\$18.68	
313 150 22 06	1.00	CND	0.70	1.00	0.70	\$26.68	\$18.68	
313 150 22 07	1.00	CND	0.70	1.00	0.70	\$26.68	\$18.68	
313 150 22 08	1.00	CND	0.70	1.00	0.70	\$26.68	\$18.68	
313 150 22 09	1.00	CND	0.70	1.00	0.70	\$26.68	\$18.68	
313 150 22 10	1.00	CND	0.70	1.00	0.70	\$26.68	\$18.68	
313 150 22 11	1.00	CND	0.70	1.00	0.70	\$26.68	\$18.68	
313 150 22 12	1.00	CND	0.70	1.00	0.70	\$26.68	\$18.68	
313 150 22 13	1.00	CND	0.70	1.00	0.70	\$26.68	\$18.68	
313 150 22 14	1.00	CND	0.70	1.00	0.70	\$26.68	\$18.68	
313 150 22 15	1.00	CND	0.70	1.00	0.70	\$26.68	\$18.68	
313 150 22 16	1.00	CND	0.70	1.00	0.70	\$26.68	\$18.68	
313 150 22 17	1.00	CND	0.70	1.00	0.70	\$26.68	\$18.68	
313 150 22 18	1.00	CND	0.70	1.00	0.70	\$26.68	\$18.68	
313 150 22 19	1.00	CND	0.70	1.00	0.70	\$26.68	\$18.68	
313 150 22 20	1.00	CND	0.70	1.00	0.70	\$26.68	\$18.68	

EXHIBIT C - Assessment Roll (Fiscal Year 2027)

Peñasquitos East Maintenance Assessment District

Parcel Number	Acres/ Units ⁽¹⁾	Land Use ⁽²⁾	Assessment Factors		Total EBU's	Unit Cost (\$/EBU)	FY 2027 ⁽⁴⁾ Assessment	Owner Name
			Land Use ⁽²⁾	Benefit ⁽³⁾				
313 150 22 21	1.00	CND	0.70	1.00	0.70	\$26.68	\$18.68	
313 150 22 22	1.00	CND	0.70	1.00	0.70	\$26.68	\$18.68	
313 150 22 23	1.00	CND	0.70	1.00	0.70	\$26.68	\$18.68	
313 150 22 24	1.00	CND	0.70	1.00	0.70	\$26.68	\$18.68	
313 150 22 25	1.00	CND	0.70	1.00	0.70	\$26.68	\$18.68	
313 150 22 26	1.00	CND	0.70	1.00	0.70	\$26.68	\$18.68	
313 150 22 27	1.00	CND	0.70	1.00	0.70	\$26.68	\$18.68	
313 150 22 28	1.00	CND	0.70	1.00	0.70	\$26.68	\$18.68	
313 150 22 29	1.00	CND	0.70	1.00	0.70	\$26.68	\$18.68	
313 150 22 30	1.00	CND	0.70	1.00	0.70	\$26.68	\$18.68	
313 150 22 31	1.00	CND	0.70	1.00	0.70	\$26.68	\$18.68	
313 150 22 32	1.00	CND	0.70	1.00	0.70	\$26.68	\$18.68	
313 150 22 33	1.00	CND	0.70	1.00	0.70	\$26.68	\$18.68	
313 150 22 34	1.00	CND	0.70	1.00	0.70	\$26.68	\$18.68	
313 150 22 35	1.00	CND	0.70	1.00	0.70	\$26.68	\$18.68	
313 150 22 36	1.00	CND	0.70	1.00	0.70	\$26.68	\$18.68	
313 150 22 37	1.00	CND	0.70	1.00	0.70	\$26.68	\$18.68	
313 150 22 38	1.00	CND	0.70	1.00	0.70	\$26.68	\$18.68	
313 150 22 39	1.00	CND	0.70	1.00	0.70	\$26.68	\$18.68	
313 150 22 40	1.00	CND	0.70	1.00	0.70	\$26.68	\$18.68	
313 150 22 41	1.00	CND	0.70	1.00	0.70	\$26.68	\$18.68	
313 150 22 42	1.00	CND	0.70	1.00	0.70	\$26.68	\$18.68	
313 150 22 43	1.00	CND	0.70	1.00	0.70	\$26.68	\$18.68	
313 150 22 44	1.00	CND	0.70	1.00	0.70	\$26.68	\$18.68	
313 150 22 45	1.00	CND	0.70	1.00	0.70	\$26.68	\$18.68	
313 150 22 46	1.00	CND	0.70	1.00	0.70	\$26.68	\$18.68	
313 150 22 47	1.00	CND	0.70	1.00	0.70	\$26.68	\$18.68	
313 150 22 48	1.00	CND	0.70	1.00	0.70	\$26.68	\$18.68	
313 150 22 49	1.00	CND	0.70	1.00	0.70	\$26.68	\$18.68	
313 150 22 50	1.00	CND	0.70	1.00	0.70	\$26.68	\$18.68	
313 150 22 51	1.00	CND	0.70	1.00	0.70	\$26.68	\$18.68	
313 150 22 52	1.00	CND	0.70	1.00	0.70	\$26.68	\$18.68	
313 150 22 53	1.00	CND	0.70	1.00	0.70	\$26.68	\$18.68	
313 150 22 54	1.00	CND	0.70	1.00	0.70	\$26.68	\$18.68	
313 150 22 55	1.00	CND	0.70	1.00	0.70	\$26.68	\$18.68	
313 150 22 56	1.00	CND	0.70	1.00	0.70	\$26.68	\$18.68	
313 150 22 57	1.00	CND	0.70	1.00	0.70	\$26.68	\$18.68	
313 150 22 58	1.00	CND	0.70	1.00	0.70	\$26.68	\$18.68	
313 150 22 59	1.00	CND	0.70	1.00	0.70	\$26.68	\$18.68	
313 150 22 60	1.00	CND	0.70	1.00	0.70	\$26.68	\$18.68	
313 150 22 61	1.00	CND	0.70	1.00	0.70	\$26.68	\$18.68	
313 150 22 62	1.00	CND	0.70	1.00	0.70	\$26.68	\$18.68	
313 150 22 63	1.00	CND	0.70	1.00	0.70	\$26.68	\$18.68	
313 150 22 64	1.00	CND	0.70	1.00	0.70	\$26.68	\$18.68	
313 150 22 65	1.00	CND	0.70	1.00	0.70	\$26.68	\$18.68	
313 150 22 66	1.00	CND	0.70	1.00	0.70	\$26.68	\$18.68	
313 150 22 67	1.00	CND	0.70	1.00	0.70	\$26.68	\$18.68	
313 150 22 68	1.00	CND	0.70	1.00	0.70	\$26.68	\$18.68	
313 150 22 69	1.00	CND	0.70	1.00	0.70	\$26.68	\$18.68	
313 150 22 70	1.00	CND	0.70	1.00	0.70	\$26.68	\$18.68	
313 150 22 71	1.00	CND	0.70	1.00	0.70	\$26.68	\$18.68	
313 150 22 72	1.00	CND	0.70	1.00	0.70	\$26.68	\$18.68	
313 150 22 73	1.00	CND	0.70	1.00	0.70	\$26.68	\$18.68	

EXHIBIT C - Assessment Roll (Fiscal Year 2027)

Peñasquitos East Maintenance Assessment District

Parcel Number	Acres/ Units ⁽¹⁾	Land Use ⁽²⁾	Assessment Factors		Total EBU's	Unit Cost (\$/EBU)	FY 2027 ⁽⁴⁾ Assessment	Owner Name
			Land Use ⁽²⁾	Benefit ⁽³⁾				
313 150 22 74	1.00	CND	0.70	1.00	0.70	\$26.68	\$18.68	
313 150 22 75	1.00	CND	0.70	1.00	0.70	\$26.68	\$18.68	
313 150 22 76	1.00	CND	0.70	1.00	0.70	\$26.68	\$18.68	
313 150 22 77	1.00	CND	0.70	1.00	0.70	\$26.68	\$18.68	
313 150 22 78	1.00	CND	0.70	1.00	0.70	\$26.68	\$18.68	
313 150 22 79	1.00	CND	0.70	1.00	0.70	\$26.68	\$18.68	
313 150 22 80	1.00	CND	0.70	1.00	0.70	\$26.68	\$18.68	
313 150 22 81	1.00	CND	0.70	1.00	0.70	\$26.68	\$18.68	
313 150 22 82	1.00	CND	0.70	1.00	0.70	\$26.68	\$18.68	
313 150 22 83	1.00	CND	0.70	1.00	0.70	\$26.68	\$18.68	
313 150 22 84	1.00	CND	0.70	1.00	0.70	\$26.68	\$18.68	
313 150 22 85	1.00	CND	0.70	1.00	0.70	\$26.68	\$18.68	
313 150 22 86	1.00	CND	0.70	1.00	0.70	\$26.68	\$18.68	
313 150 22 87	1.00	CND	0.70	1.00	0.70	\$26.68	\$18.68	
313 150 22 88	1.00	CND	0.70	1.00	0.70	\$26.68	\$18.68	
313 150 22 89	1.00	CND	0.70	1.00	0.70	\$26.68	\$18.68	
313 150 22 90	1.00	CND	0.70	1.00	0.70	\$26.68	\$18.68	
313 150 22 91	1.00	CND	0.70	1.00	0.70	\$26.68	\$18.68	
313 150 22 92	1.00	CND	0.70	1.00	0.70	\$26.68	\$18.68	
313 150 22 93	1.00	CND	0.70	1.00	0.70	\$26.68	\$18.68	
313 150 22 94	1.00	CND	0.70	1.00	0.70	\$26.68	\$18.68	
313 150 22 95	1.00	CND	0.70	1.00	0.70	\$26.68	\$18.68	
313 150 22 96	1.00	CND	0.70	1.00	0.70	\$26.68	\$18.68	
313 160 01 01	1.00	CND	0.70	1.00	0.70	\$26.68	\$18.68	
313 160 01 02	1.00	CND	0.70	1.00	0.70	\$26.68	\$18.68	
313 160 01 03	1.00	CND	0.70	1.00	0.70	\$26.68	\$18.68	
313 160 01 04	1.00	CND	0.70	1.00	0.70	\$26.68	\$18.68	
313 160 01 05	1.00	CND	0.70	1.00	0.70	\$26.68	\$18.68	
313 160 01 06	1.00	CND	0.70	1.00	0.70	\$26.68	\$18.68	
313 160 01 07	1.00	CND	0.70	1.00	0.70	\$26.68	\$18.68	
313 160 01 08	1.00	CND	0.70	1.00	0.70	\$26.68	\$18.68	
313 160 01 09	1.00	CND	0.70	1.00	0.70	\$26.68	\$18.68	
313 160 01 10	1.00	CND	0.70	1.00	0.70	\$26.68	\$18.68	
313 160 01 11	1.00	CND	0.70	1.00	0.70	\$26.68	\$18.68	
313 160 01 12	1.00	CND	0.70	1.00	0.70	\$26.68	\$18.68	
313 160 01 13	1.00	CND	0.70	1.00	0.70	\$26.68	\$18.68	
313 160 01 14	1.00	CND	0.70	1.00	0.70	\$26.68	\$18.68	
313 160 01 15	1.00	CND	0.70	1.00	0.70	\$26.68	\$18.68	
313 160 01 16	1.00	CND	0.70	1.00	0.70	\$26.68	\$18.68	
313 160 01 17	1.00	CND	0.70	1.00	0.70	\$26.68	\$18.68	
313 160 01 18	1.00	CND	0.70	1.00	0.70	\$26.68	\$18.68	
313 160 01 19	1.00	CND	0.70	1.00	0.70	\$26.68	\$18.68	
313 160 01 20	1.00	CND	0.70	1.00	0.70	\$26.68	\$18.68	
313 160 01 21	1.00	CND	0.70	1.00	0.70	\$26.68	\$18.68	
313 160 01 22	1.00	CND	0.70	1.00	0.70	\$26.68	\$18.68	
313 160 01 23	1.00	CND	0.70	1.00	0.70	\$26.68	\$18.68	
313 160 01 24	1.00	CND	0.70	1.00	0.70	\$26.68	\$18.68	
313 160 01 25	1.00	CND	0.70	1.00	0.70	\$26.68	\$18.68	
313 160 01 26	1.00	CND	0.70	1.00	0.70	\$26.68	\$18.68	
313 160 01 27	1.00	CND	0.70	1.00	0.70	\$26.68	\$18.68	
313 160 01 28	1.00	CND	0.70	1.00	0.70	\$26.68	\$18.68	
313 160 01 29	1.00	CND	0.70	1.00	0.70	\$26.68	\$18.68	
313 160 01 30	1.00	CND	0.70	1.00	0.70	\$26.68	\$18.68	

EXHIBIT C - Assessment Roll (Fiscal Year 2027)

Peñasquitos East Maintenance Assessment District

Parcel Number	Acres/ Units ⁽¹⁾	Land Use ⁽²⁾	Assessment Factors		Total EBU's	Unit Cost (\$/EBU)	FY 2027 ⁽⁴⁾ Assessment	Owner Name
			Land Use ⁽²⁾	Benefit ⁽³⁾				
313 160 01 31	1.00	CND	0.70	1.00	0.70	\$26.68	\$18.68	
313 160 01 32	1.00	CND	0.70	1.00	0.70	\$26.68	\$18.68	
313 160 01 33	1.00	CND	0.70	1.00	0.70	\$26.68	\$18.68	
313 160 01 34	1.00	CND	0.70	1.00	0.70	\$26.68	\$18.68	
313 160 01 35	1.00	CND	0.70	1.00	0.70	\$26.68	\$18.68	
313 160 01 36	1.00	CND	0.70	1.00	0.70	\$26.68	\$18.68	
313 160 01 37	1.00	CND	0.70	1.00	0.70	\$26.68	\$18.68	
313 160 01 38	1.00	CND	0.70	1.00	0.70	\$26.68	\$18.68	
313 160 01 39	1.00	CND	0.70	1.00	0.70	\$26.68	\$18.68	
313 160 01 40	1.00	CND	0.70	1.00	0.70	\$26.68	\$18.68	
313 160 01 41	1.00	CND	0.70	1.00	0.70	\$26.68	\$18.68	
313 160 01 42	1.00	CND	0.70	1.00	0.70	\$26.68	\$18.68	
313 160 01 43	1.00	CND	0.70	1.00	0.70	\$26.68	\$18.68	
313 160 01 44	1.00	CND	0.70	1.00	0.70	\$26.68	\$18.68	
313 160 01 45	1.00	CND	0.70	1.00	0.70	\$26.68	\$18.68	
313 160 01 46	1.00	CND	0.70	1.00	0.70	\$26.68	\$18.68	
313 160 01 47	1.00	CND	0.70	1.00	0.70	\$26.68	\$18.68	
313 160 01 48	1.00	CND	0.70	1.00	0.70	\$26.68	\$18.68	
313 160 01 49	1.00	CND	0.70	1.00	0.70	\$26.68	\$18.68	
313 160 01 50	1.00	CND	0.70	1.00	0.70	\$26.68	\$18.68	
313 160 01 51	1.00	CND	0.70	1.00	0.70	\$26.68	\$18.68	
313 160 01 52	1.00	CND	0.70	1.00	0.70	\$26.68	\$18.68	
313 160 01 53	1.00	CND	0.70	1.00	0.70	\$26.68	\$18.68	
313 160 01 54	1.00	CND	0.70	1.00	0.70	\$26.68	\$18.68	
313 160 01 55	1.00	CND	0.70	1.00	0.70	\$26.68	\$18.68	
313 160 01 56	1.00	CND	0.70	1.00	0.70	\$26.68	\$18.68	
313 160 01 57	1.00	CND	0.70	1.00	0.70	\$26.68	\$18.68	
313 160 01 58	1.00	CND	0.70	1.00	0.70	\$26.68	\$18.68	
313 160 01 59	1.00	CND	0.70	1.00	0.70	\$26.68	\$18.68	
313 160 01 60	1.00	CND	0.70	1.00	0.70	\$26.68	\$18.68	
313 160 01 61	1.00	CND	0.70	1.00	0.70	\$26.68	\$18.68	
313 160 01 62	1.00	CND	0.70	1.00	0.70	\$26.68	\$18.68	
313 160 01 63	1.00	CND	0.70	1.00	0.70	\$26.68	\$18.68	
313 160 01 64	1.00	CND	0.70	1.00	0.70	\$26.68	\$18.68	
313 160 01 65	1.00	CND	0.70	1.00	0.70	\$26.68	\$18.68	
313 160 01 66	1.00	CND	0.70	1.00	0.70	\$26.68	\$18.68	
313 160 01 67	1.00	CND	0.70	1.00	0.70	\$26.68	\$18.68	
313 160 01 68	1.00	CND	0.70	1.00	0.70	\$26.68	\$18.68	
313 160 01 69	1.00	CND	0.70	1.00	0.70	\$26.68	\$18.68	
313 160 01 70	1.00	CND	0.70	1.00	0.70	\$26.68	\$18.68	
313 160 01 71	1.00	CND	0.70	1.00	0.70	\$26.68	\$18.68	
313 160 01 72	1.00	CND	0.70	1.00	0.70	\$26.68	\$18.68	
313 160 01 73	1.00	CND	0.70	1.00	0.70	\$26.68	\$18.68	
313 160 01 74	1.00	CND	0.70	1.00	0.70	\$26.68	\$18.68	
313 160 01 75	1.00	CND	0.70	1.00	0.70	\$26.68	\$18.68	
313 160 01 76	1.00	CND	0.70	1.00	0.70	\$26.68	\$18.68	
313 160 01 77	1.00	CND	0.70	1.00	0.70	\$26.68	\$18.68	
313 160 01 78	1.00	CND	0.70	1.00	0.70	\$26.68	\$18.68	
313 160 01 79	1.00	CND	0.70	1.00	0.70	\$26.68	\$18.68	
313 160 01 80	1.00	CND	0.70	1.00	0.70	\$26.68	\$18.68	
313 160 01 81	1.00	CND	0.70	1.00	0.70	\$26.68	\$18.68	
313 160 01 82	1.00	CND	0.70	1.00	0.70	\$26.68	\$18.68	
313 160 01 83	1.00	CND	0.70	1.00	0.70	\$26.68	\$18.68	

EXHIBIT C - Assessment Roll (Fiscal Year 2027)

Peñasquitos East Maintenance Assessment District

Parcel Number	Acres/ Units ⁽¹⁾	Land Use ⁽²⁾	Assessment Factors		Total EBU's	Unit Cost (\$/EBU)	FY 2027 ⁽⁴⁾ Assessment	Owner Name
			Land Use ⁽²⁾	Benefit ⁽³⁾				
313 160 01 84	1.00	CND	0.70	1.00	0.70	\$26.68	\$18.68	
313 160 01 85	1.00	CND	0.70	1.00	0.70	\$26.68	\$18.68	
313 160 01 86	1.00	CND	0.70	1.00	0.70	\$26.68	\$18.68	
313 160 01 87	1.00	CND	0.70	1.00	0.70	\$26.68	\$18.68	
313 160 01 88	1.00	CND	0.70	1.00	0.70	\$26.68	\$18.68	
313 160 01 89	1.00	CND	0.70	1.00	0.70	\$26.68	\$18.68	
313 160 01 90	1.00	CND	0.70	1.00	0.70	\$26.68	\$18.68	
313 160 01 91	1.00	CND	0.70	1.00	0.70	\$26.68	\$18.68	
313 160 01 92	1.00	CND	0.70	1.00	0.70	\$26.68	\$18.68	
313 160 03 01	1.00	CND	0.70	1.00	0.70	\$26.68	\$18.68	
313 160 03 02	1.00	CND	0.70	1.00	0.70	\$26.68	\$18.68	
313 160 03 03	1.00	CND	0.70	1.00	0.70	\$26.68	\$18.68	
313 160 03 04	1.00	CND	0.70	1.00	0.70	\$26.68	\$18.68	
313 160 03 05	1.00	CND	0.70	1.00	0.70	\$26.68	\$18.68	
313 160 03 06	1.00	CND	0.70	1.00	0.70	\$26.68	\$18.68	
313 160 03 07	1.00	CND	0.70	1.00	0.70	\$26.68	\$18.68	
313 160 03 08	1.00	CND	0.70	1.00	0.70	\$26.68	\$18.68	
313 160 03 09	1.00	CND	0.70	1.00	0.70	\$26.68	\$18.68	
313 160 03 10	1.00	CND	0.70	1.00	0.70	\$26.68	\$18.68	
313 160 03 11	1.00	CND	0.70	1.00	0.70	\$26.68	\$18.68	
313 160 03 12	1.00	CND	0.70	1.00	0.70	\$26.68	\$18.68	
313 160 03 13	1.00	CND	0.70	1.00	0.70	\$26.68	\$18.68	
313 160 03 14	1.00	CND	0.70	1.00	0.70	\$26.68	\$18.68	
313 160 03 15	1.00	CND	0.70	1.00	0.70	\$26.68	\$18.68	
313 160 03 16	1.00	CND	0.70	1.00	0.70	\$26.68	\$18.68	
313 160 03 17	1.00	CND	0.70	1.00	0.70	\$26.68	\$18.68	
313 160 03 18	1.00	CND	0.70	1.00	0.70	\$26.68	\$18.68	
313 160 03 19	1.00	CND	0.70	1.00	0.70	\$26.68	\$18.68	
313 160 03 20	1.00	CND	0.70	1.00	0.70	\$26.68	\$18.68	
313 170 01 00	1.00	SFD	1.00	1.00	1.00	\$26.68	\$26.68	
313 170 02 00	1.00	SFD	1.00	1.00	1.00	\$26.68	\$26.68	
313 170 03 00	1.00	SFD	1.00	1.00	1.00	\$26.68	\$26.68	
313 170 04 00	1.00	SFD	1.00	1.00	1.00	\$26.68	\$26.68	
313 170 05 00	1.00	SFD	1.00	1.00	1.00	\$26.68	\$26.68	
313 170 06 00	1.00	SFD	1.00	1.00	1.00	\$26.68	\$26.68	
313 170 07 00	1.00	SFD	1.00	1.00	1.00	\$26.68	\$26.68	
313 170 08 00	1.00	SFD	1.00	1.00	1.00	\$26.68	\$26.68	
313 170 09 00	1.00	SFD	1.00	1.00	1.00	\$26.68	\$26.68	
313 170 10 00	1.00	SFD	1.00	1.00	1.00	\$26.68	\$26.68	
313 170 11 00	1.00	SFD	1.00	1.00	1.00	\$26.68	\$26.68	
313 170 12 00	1.00	SFD	1.00	1.00	1.00	\$26.68	\$26.68	
313 170 13 00	1.00	SFD	1.00	1.00	1.00	\$26.68	\$26.68	
313 170 14 00	1.00	SFD	1.00	1.00	1.00	\$26.68	\$26.68	
313 170 15 00	1.00	SFD	1.00	1.00	1.00	\$26.68	\$26.68	
313 170 16 00	1.00	SFD	1.00	1.00	1.00	\$26.68	\$26.68	
313 170 17 00	1.00	SFD	1.00	1.00	1.00	\$26.68	\$26.68	
313 170 18 00	1.00	SFD	1.00	1.00	1.00	\$26.68	\$26.68	
313 170 19 00	1.00	SFD	1.00	1.00	1.00	\$26.68	\$26.68	
313 170 20 00	1.00	SFD	1.00	1.00	1.00	\$26.68	\$26.68	
313 170 21 00	1.00	SFD	1.00	1.00	1.00	\$26.68	\$26.68	
313 170 22 00	1.00	SFD	1.00	1.00	1.00	\$26.68	\$26.68	
313 170 23 00	1.00	SFD	1.00	1.00	1.00	\$26.68	\$26.68	
313 170 24 00	1.00	SFD	1.00	1.00	1.00	\$26.68	\$26.68	

EXHIBIT C - Assessment Roll (Fiscal Year 2027)

Peñasquitos East Maintenance Assessment District

Parcel Number	Acres/ Units ⁽¹⁾	Land Use ⁽²⁾	Assessment Factors		Total EBU's	Unit Cost (\$/EBU)	FY 2027 ⁽⁴⁾ Assessment	Owner Name
			Land Use ⁽²⁾	Benefit ⁽³⁾				
313 170 25 00	1.00	SFD	1.00	1.00	1.00	\$26.68	\$26.68	
313 170 26 00	1.00	SFD	1.00	1.00	1.00	\$26.68	\$26.68	
313 170 27 00	1.00	SFD	1.00	1.00	1.00	\$26.68	\$26.68	
313 170 28 00	1.00	SFD	1.00	1.00	1.00	\$26.68	\$26.68	
313 170 29 00	1.00	SFD	1.00	1.00	1.00	\$26.68	\$26.68	
313 170 30 00	1.00	SFD	1.00	1.00	1.00	\$26.68	\$26.68	
313 170 31 00	1.00	SFD	1.00	1.00	1.00	\$26.68	\$26.68	
313 170 32 00	1.00	SFD	1.00	1.00	1.00	\$26.68	\$26.68	
313 170 33 00	5.74	PKU	0.50	0.30	0.86	\$26.68	\$22.96	
313 180 01 00	1.00	SFD	1.00	1.00	1.00	\$26.68	\$26.68	
313 180 02 00	1.00	SFD	1.00	1.00	1.00	\$26.68	\$26.68	
313 180 03 00	1.00	SFD	1.00	1.00	1.00	\$26.68	\$26.68	
313 180 04 00	1.00	SFD	1.00	1.00	1.00	\$26.68	\$26.68	
313 180 05 00	1.00	SFD	1.00	1.00	1.00	\$26.68	\$26.68	
313 180 06 00	1.00	SFD	1.00	1.00	1.00	\$26.68	\$26.68	
313 180 07 00	1.00	SFD	1.00	1.00	1.00	\$26.68	\$26.68	
313 180 08 00	1.00	SFD	1.00	1.00	1.00	\$26.68	\$26.68	
313 180 09 00	1.00	SFD	1.00	1.00	1.00	\$26.68	\$26.68	
313 180 10 00	1.00	SFD	1.00	1.00	1.00	\$26.68	\$26.68	
313 180 11 00	1.00	SFD	1.00	1.00	1.00	\$26.68	\$26.68	
313 180 12 00	1.00	SFD	1.00	1.00	1.00	\$26.68	\$26.68	
313 180 13 00	1.00	SFD	1.00	1.00	1.00	\$26.68	\$26.68	
313 180 14 00	1.00	SFD	1.00	1.00	1.00	\$26.68	\$26.68	
313 180 17 00	1.00	SFD	1.00	1.00	1.00	\$26.68	\$26.68	
313 180 18 00	1.00	SFD	1.00	1.00	1.00	\$26.68	\$26.68	
313 180 19 00	1.00	SFD	1.00	1.00	1.00	\$26.68	\$26.68	
313 180 20 00	1.00	SFD	1.00	1.00	1.00	\$26.68	\$26.68	
313 180 21 00	1.00	SFD	1.00	1.00	1.00	\$26.68	\$26.68	
313 180 22 00	1.00	SFD	1.00	1.00	1.00	\$26.68	\$26.68	
313 180 23 00	1.00	SFD	1.00	1.00	1.00	\$26.68	\$26.68	
313 180 24 00	1.00	SFD	1.00	1.00	1.00	\$26.68	\$26.68	
313 180 25 00	1.00	SFD	1.00	1.00	1.00	\$26.68	\$26.68	
313 180 27 00	0.01	STR	0.00	0.30	0.00	\$26.68	\$0.00	
313 180 28 00	1.00	SFD	1.00	1.00	1.00	\$26.68	\$26.68	
313 180 29 00	1.00	SFD	1.00	1.00	1.00	\$26.68	\$26.68	
313 191 01 00	1.00	SFD	1.00	1.00	1.00	\$26.68	\$26.68	
313 191 02 00	1.00	SFD	1.00	1.00	1.00	\$26.68	\$26.68	
313 191 03 00	1.00	SFD	1.00	1.00	1.00	\$26.68	\$26.68	
313 191 04 00	1.00	SFD	1.00	1.00	1.00	\$26.68	\$26.68	
313 191 05 00	1.00	SFD	1.00	1.00	1.00	\$26.68	\$26.68	
313 191 06 00	1.00	SFD	1.00	1.00	1.00	\$26.68	\$26.68	
313 191 07 00	1.00	SFD	1.00	1.00	1.00	\$26.68	\$26.68	
313 191 08 00	1.00	SFD	1.00	1.00	1.00	\$26.68	\$26.68	
313 191 09 00	1.00	SFD	1.00	1.00	1.00	\$26.68	\$26.68	
313 191 10 00	1.00	SFD	1.00	1.00	1.00	\$26.68	\$26.68	
313 191 11 00	1.00	SFD	1.00	1.00	1.00	\$26.68	\$26.68	
313 191 12 00	1.00	SFD	1.00	1.00	1.00	\$26.68	\$26.68	
313 191 13 00	1.00	SFD	1.00	1.00	1.00	\$26.68	\$26.68	
313 191 14 00	1.00	SFD	1.00	1.00	1.00	\$26.68	\$26.68	
313 191 15 00	1.00	SFD	1.00	1.00	1.00	\$26.68	\$26.68	
313 191 16 00	1.00	SFD	1.00	1.00	1.00	\$26.68	\$26.68	
313 191 17 00	1.00	SFD	1.00	1.00	1.00	\$26.68	\$26.68	
313 191 18 00	1.00	SFD	1.00	1.00	1.00	\$26.68	\$26.68	

EXHIBIT C - Assessment Roll (Fiscal Year 2027)

Peñasquitos East Maintenance Assessment District

Parcel Number	Acres/ Units ⁽¹⁾	Land Use ⁽²⁾	Assessment Factors		Total EBU's	Unit Cost (\$/EBU)	FY 2027 ⁽⁴⁾ Assessment	Owner Name
			Land Use ⁽²⁾	Benefit ⁽³⁾				
313 191 19 00	1.00	SFD	1.00	1.00	1.00	\$26.68	\$26.68	
313 191 20 00	1.00	SFD	1.00	1.00	1.00	\$26.68	\$26.68	
313 191 21 00	1.00	SFD	1.00	1.00	1.00	\$26.68	\$26.68	
313 191 22 00	1.00	SFD	1.00	1.00	1.00	\$26.68	\$26.68	
313 191 23 00	1.00	SFD	1.00	1.00	1.00	\$26.68	\$26.68	
313 191 24 00	1.00	SFD	1.00	1.00	1.00	\$26.68	\$26.68	
313 191 25 00	1.00	SFD	1.00	1.00	1.00	\$26.68	\$26.68	
313 191 26 00	1.00	SFD	1.00	1.00	1.00	\$26.68	\$26.68	
313 191 27 00	1.00	SFD	1.00	1.00	1.00	\$26.68	\$26.68	
313 191 28 00	1.00	SFD	1.00	1.00	1.00	\$26.68	\$26.68	
313 191 29 00	1.00	SFD	1.00	1.00	1.00	\$26.68	\$26.68	
313 191 30 00	1.00	SFD	1.00	1.00	1.00	\$26.68	\$26.68	
313 191 31 00	1.00	SFD	1.00	1.00	1.00	\$26.68	\$26.68	
313 191 32 00	1.00	SFD	1.00	1.00	1.00	\$26.68	\$26.68	
313 191 33 00	1.00	SFD	1.00	1.00	1.00	\$26.68	\$26.68	
313 191 34 00	1.00	SFD	1.00	1.00	1.00	\$26.68	\$26.68	
313 191 35 00	1.00	SFD	1.00	1.00	1.00	\$26.68	\$26.68	
313 191 36 00	1.00	SFD	1.00	1.00	1.00	\$26.68	\$26.68	
313 191 37 00	1.00	SFD	1.00	1.00	1.00	\$26.68	\$26.68	
313 191 38 00	1.00	SFD	1.00	1.00	1.00	\$26.68	\$26.68	
313 191 39 00	1.00	SFD	1.00	1.00	1.00	\$26.68	\$26.68	
313 191 40 00	1.00	SFD	1.00	1.00	1.00	\$26.68	\$26.68	
313 191 41 00	1.00	SFD	1.00	1.00	1.00	\$26.68	\$26.68	
313 191 42 00	1.00	SFD	1.00	1.00	1.00	\$26.68	\$26.68	
313 191 43 00	1.00	SFD	1.00	1.00	1.00	\$26.68	\$26.68	
313 191 44 00	1.00	SFD	1.00	1.00	1.00	\$26.68	\$26.68	
313 191 45 00	1.00	SFD	1.00	1.00	1.00	\$26.68	\$26.68	
313 191 46 00	1.00	SFD	1.00	1.00	1.00	\$26.68	\$26.68	
313 192 01 00	1.00	SFD	1.00	1.00	1.00	\$26.68	\$26.68	
313 192 02 00	1.00	SFD	1.00	1.00	1.00	\$26.68	\$26.68	
313 192 03 00	1.00	SFD	1.00	1.00	1.00	\$26.68	\$26.68	
313 192 04 00	1.00	SFD	1.00	1.00	1.00	\$26.68	\$26.68	
313 192 05 00	1.00	SFD	1.00	1.00	1.00	\$26.68	\$26.68	
313 192 06 00	1.00	SFD	1.00	1.00	1.00	\$26.68	\$26.68	
313 192 07 00	1.00	SFD	1.00	1.00	1.00	\$26.68	\$26.68	
313 192 08 00	1.00	SFD	1.00	1.00	1.00	\$26.68	\$26.68	
313 192 09 00	1.00	SFD	1.00	1.00	1.00	\$26.68	\$26.68	
313 192 10 00	1.00	SFD	1.00	1.00	1.00	\$26.68	\$26.68	
313 192 11 00	1.00	SFD	1.00	1.00	1.00	\$26.68	\$26.68	
313 192 12 00	1.00	SFD	1.00	1.00	1.00	\$26.68	\$26.68	
313 192 13 00	1.00	SFD	1.00	1.00	1.00	\$26.68	\$26.68	
313 192 14 00	1.00	SFD	1.00	1.00	1.00	\$26.68	\$26.68	
313 192 17 00	1.00	SFD	1.00	1.00	1.00	\$26.68	\$26.68	
313 192 18 00	1.00	SFD	1.00	1.00	1.00	\$26.68	\$26.68	
313 192 19 00	1.00	SFD	1.00	1.00	1.00	\$26.68	\$26.68	
313 192 20 00	1.00	SFD	1.00	1.00	1.00	\$26.68	\$26.68	
313 192 21 00	0.29	UTL	3.00	0.30	0.26	\$26.68	\$6.96	
313 192 22 00	1.00	SFD	1.00	1.00	1.00	\$26.68	\$26.68	
313 192 23 00	1.00	SFD	1.00	1.00	1.00	\$26.68	\$26.68	
313 192 24 00	1.00	SFD	1.00	1.00	1.00	\$26.68	\$26.68	
313 192 25 00	1.00	SFD	1.00	1.00	1.00	\$26.68	\$26.68	
313 192 26 00	1.00	SFD	1.00	1.00	1.00	\$26.68	\$26.68	
313 192 27 00	1.00	SFD	1.00	1.00	1.00	\$26.68	\$26.68	

EXHIBIT C - Assessment Roll (Fiscal Year 2027)

Peñasquitos East Maintenance Assessment District

Parcel Number	Acres/ Units ⁽¹⁾	Land Use ⁽²⁾	Assessment Factors		Total EBU's	Unit Cost (\$/EBU)	FY 2027 ⁽⁴⁾ Assessment	Owner Name
			Land Use ⁽²⁾	Benefit ⁽³⁾				
313 192 28 00	1.00	SFD	1.00	1.00	1.00	\$26.68	\$26.68	
313 192 29 00	1.00	SFD	1.00	1.00	1.00	\$26.68	\$26.68	
313 192 30 00	1.00	SFD	1.00	1.00	1.00	\$26.68	\$26.68	
313 192 31 00	1.00	SFD	1.00	1.00	1.00	\$26.68	\$26.68	
313 192 35 00	1.00	SFD	1.00	1.00	1.00	\$26.68	\$26.68	
313 192 36 00	1.00	SFD	1.00	1.00	1.00	\$26.68	\$26.68	
313 201 01 00	1.00	SFD	1.00	1.00	1.00	\$26.68	\$26.68	
313 201 02 00	1.00	SFD	1.00	1.00	1.00	\$26.68	\$26.68	
313 201 03 00	1.00	SFD	1.00	1.00	1.00	\$26.68	\$26.68	
313 201 04 00	1.00	SFD	1.00	1.00	1.00	\$26.68	\$26.68	
313 201 05 00	1.00	SFD	1.00	1.00	1.00	\$26.68	\$26.68	
313 201 06 00	1.00	SFD	1.00	1.00	1.00	\$26.68	\$26.68	
313 201 07 00	1.00	SFD	1.00	1.00	1.00	\$26.68	\$26.68	
313 201 08 00	1.00	SFD	1.00	1.00	1.00	\$26.68	\$26.68	
313 201 09 00	1.00	SFD	1.00	1.00	1.00	\$26.68	\$26.68	
313 201 10 00	1.00	SFD	1.00	1.00	1.00	\$26.68	\$26.68	
313 201 11 00	1.00	SFD	1.00	1.00	1.00	\$26.68	\$26.68	
313 201 12 00	1.00	SFD	1.00	1.00	1.00	\$26.68	\$26.68	
313 201 13 00	1.00	SFD	1.00	1.00	1.00	\$26.68	\$26.68	
313 201 14 00	1.00	SFD	1.00	1.00	1.00	\$26.68	\$26.68	
313 201 15 00	1.00	SFD	1.00	1.00	1.00	\$26.68	\$26.68	
313 201 16 00	1.00	SFD	1.00	1.00	1.00	\$26.68	\$26.68	
313 201 17 00	1.00	SFD	1.00	1.00	1.00	\$26.68	\$26.68	
313 201 18 00	1.00	SFD	1.00	1.00	1.00	\$26.68	\$26.68	
313 201 19 00	1.00	SFD	1.00	1.00	1.00	\$26.68	\$26.68	
313 201 20 00	1.00	SFD	1.00	1.00	1.00	\$26.68	\$26.68	
313 202 01 00	1.00	SFD	1.00	1.00	1.00	\$26.68	\$26.68	
313 202 02 00	1.00	SFD	1.00	1.00	1.00	\$26.68	\$26.68	
313 202 03 00	1.00	SFD	1.00	1.00	1.00	\$26.68	\$26.68	
313 202 04 00	1.00	SFD	1.00	1.00	1.00	\$26.68	\$26.68	
313 202 05 00	1.00	SFD	1.00	1.00	1.00	\$26.68	\$26.68	
313 202 06 00	1.00	SFD	1.00	1.00	1.00	\$26.68	\$26.68	
313 202 07 00	1.00	SFD	1.00	1.00	1.00	\$26.68	\$26.68	
313 202 08 00	1.00	SFD	1.00	1.00	1.00	\$26.68	\$26.68	
313 202 09 00	1.00	SFD	1.00	1.00	1.00	\$26.68	\$26.68	
313 202 10 00	1.00	SFD	1.00	1.00	1.00	\$26.68	\$26.68	
313 203 01 00	1.00	SFD	1.00	1.00	1.00	\$26.68	\$26.68	
313 203 02 00	1.00	SFD	1.00	1.00	1.00	\$26.68	\$26.68	
313 203 03 00	1.00	SFD	1.00	1.00	1.00	\$26.68	\$26.68	
313 203 04 00	1.00	SFD	1.00	1.00	1.00	\$26.68	\$26.68	
313 203 05 00	1.00	SFD	1.00	1.00	1.00	\$26.68	\$26.68	
313 203 06 00	1.00	SFD	1.00	1.00	1.00	\$26.68	\$26.68	
313 203 07 00	1.00	SFD	1.00	1.00	1.00	\$26.68	\$26.68	
313 203 08 00	1.00	SFD	1.00	1.00	1.00	\$26.68	\$26.68	
313 203 09 00	1.00	SFD	1.00	1.00	1.00	\$26.68	\$26.68	
313 203 10 00	1.00	SFD	1.00	1.00	1.00	\$26.68	\$26.68	
313 203 11 00	1.00	SFD	1.00	1.00	1.00	\$26.68	\$26.68	
313 203 12 00	1.00	SFD	1.00	1.00	1.00	\$26.68	\$26.68	
313 203 13 00	1.00	SFD	1.00	1.00	1.00	\$26.68	\$26.68	
313 203 14 00	1.00	SFD	1.00	1.00	1.00	\$26.68	\$26.68	
313 203 15 00	1.00	SFD	1.00	1.00	1.00	\$26.68	\$26.68	
313 203 16 00	1.00	SFD	1.00	1.00	1.00	\$26.68	\$26.68	
313 203 17 00	1.00	SFD	1.00	1.00	1.00	\$26.68	\$26.68	

EXHIBIT C - Assessment Roll (Fiscal Year 2027)

Peñasquitos East Maintenance Assessment District

Parcel Number	Acres/ Units ⁽¹⁾	Land Use ⁽²⁾	Assessment Factors		Total EBUs	Unit Cost (\$/EBU)	FY 2027 ⁽⁴⁾ Assessment	Owner Name
			Land Use ⁽²⁾	Benefit ⁽³⁾				
313 203 18 00	1.00	SFD	1.00	1.00	1.00	\$26.68	\$26.68	
313 203 19 00	1.00	SFD	1.00	1.00	1.00	\$26.68	\$26.68	
313 203 20 00	1.00	SFD	1.00	1.00	1.00	\$26.68	\$26.68	
313 203 21 00	1.00	SFD	1.00	1.00	1.00	\$26.68	\$26.68	
313 203 22 00	1.00	SFD	1.00	1.00	1.00	\$26.68	\$26.68	
313 203 23 00	1.00	SFD	1.00	1.00	1.00	\$26.68	\$26.68	
313 203 24 00	1.00	SFD	1.00	1.00	1.00	\$26.68	\$26.68	
313 203 25 00	1.00	SFD	1.00	1.00	1.00	\$26.68	\$26.68	
313 203 26 00	1.00	SFD	1.00	1.00	1.00	\$26.68	\$26.68	
313 203 27 00	1.00	SFD	1.00	1.00	1.00	\$26.68	\$26.68	
313 204 01 00	1.00	SFD	1.00	1.00	1.00	\$26.68	\$26.68	
313 204 02 00	1.00	SFD	1.00	1.00	1.00	\$26.68	\$26.68	
313 204 03 00	1.00	SFD	1.00	1.00	1.00	\$26.68	\$26.68	
313 204 04 00	1.00	SFD	1.00	1.00	1.00	\$26.68	\$26.68	
313 204 05 00	1.00	SFD	1.00	1.00	1.00	\$26.68	\$26.68	
313 204 06 00	1.00	SFD	1.00	1.00	1.00	\$26.68	\$26.68	
313 204 07 00	1.00	SFD	1.00	1.00	1.00	\$26.68	\$26.68	
313 204 08 00	1.00	SFD	1.00	1.00	1.00	\$26.68	\$26.68	
313 210 01 00	1.00	SFD	1.00	1.00	1.00	\$26.68	\$26.68	
313 210 02 00	1.00	SFD	1.00	1.00	1.00	\$26.68	\$26.68	
313 210 03 00	1.00	SFD	1.00	1.00	1.00	\$26.68	\$26.68	
313 210 04 00	1.00	SFD	1.00	1.00	1.00	\$26.68	\$26.68	
313 210 05 00	1.00	SFD	1.00	1.00	1.00	\$26.68	\$26.68	
313 210 06 00	1.00	SFD	1.00	1.00	1.00	\$26.68	\$26.68	
313 210 07 00	1.00	SFD	1.00	1.00	1.00	\$26.68	\$26.68	
313 210 08 00	1.00	SFD	1.00	1.00	1.00	\$26.68	\$26.68	
313 210 09 00	1.00	SFD	1.00	1.00	1.00	\$26.68	\$26.68	
313 210 10 00	1.00	SFD	1.00	1.00	1.00	\$26.68	\$26.68	
313 210 11 00	1.00	SFD	1.00	1.00	1.00	\$26.68	\$26.68	
313 210 12 00	1.00	SFD	1.00	1.00	1.00	\$26.68	\$26.68	
313 210 13 00	1.00	SFD	1.00	1.00	1.00	\$26.68	\$26.68	
313 210 14 00	1.00	SFD	1.00	1.00	1.00	\$26.68	\$26.68	
313 210 15 00	1.00	SFD	1.00	1.00	1.00	\$26.68	\$26.68	
313 210 16 00	1.00	SFD	1.00	1.00	1.00	\$26.68	\$26.68	
313 210 17 00	1.00	SFD	1.00	1.00	1.00	\$26.68	\$26.68	
313 210 18 00	1.00	SFD	1.00	1.00	1.00	\$26.68	\$26.68	
313 210 19 00	1.00	SFD	1.00	1.00	1.00	\$26.68	\$26.68	
313 210 20 00	1.00	SFD	1.00	1.00	1.00	\$26.68	\$26.68	
313 210 21 00	1.00	SFD	1.00	1.00	1.00	\$26.68	\$26.68	
313 210 22 00	1.00	SFD	1.00	1.00	1.00	\$26.68	\$26.68	
313 210 23 00	1.00	SFD	1.00	1.00	1.00	\$26.68	\$26.68	
313 210 24 00	1.00	SFD	1.00	1.00	1.00	\$26.68	\$26.68	
313 210 25 00	1.00	SFD	1.00	1.00	1.00	\$26.68	\$26.68	
313 210 26 00	1.00	SFD	1.00	1.00	1.00	\$26.68	\$26.68	
313 210 27 00	1.00	SFD	1.00	1.00	1.00	\$26.68	\$26.68	
313 210 28 00	1.00	SFD	1.00	1.00	1.00	\$26.68	\$26.68	
313 210 29 00	1.00	SFD	1.00	1.00	1.00	\$26.68	\$26.68	
313 210 30 00	1.00	SFD	1.00	1.00	1.00	\$26.68	\$26.68	
313 210 31 00	1.00	SFD	1.00	1.00	1.00	\$26.68	\$26.68	
313 210 32 00	1.00	SFD	1.00	1.00	1.00	\$26.68	\$26.68	
313 210 33 00	1.00	SFD	1.00	1.00	1.00	\$26.68	\$26.68	
313 210 34 00	1.00	SFD	1.00	1.00	1.00	\$26.68	\$26.68	
313 210 35 00	1.00	SFD	1.00	1.00	1.00	\$26.68	\$26.68	

EXHIBIT C - Assessment Roll (Fiscal Year 2027)

Peñasquitos East Maintenance Assessment District

Parcel Number	Acres/ Units ⁽¹⁾	Land Use ⁽²⁾	Assessment Factors		Total EBU's	Unit Cost (\$/EBU)	FY 2027 ⁽⁴⁾ Assessment	Owner Name
			Land Use ⁽²⁾	Benefit ⁽³⁾				
313 210 36 00	1.00	SFD	1.00	1.00	1.00	\$26.68	\$26.68	
313 210 37 00	1.00	SFD	1.00	1.00	1.00	\$26.68	\$26.68	
313 210 38 00	1.00	SFD	1.00	1.00	1.00	\$26.68	\$26.68	
313 210 39 00	1.00	SFD	1.00	1.00	1.00	\$26.68	\$26.68	
313 210 40 00	1.00	SFD	1.00	1.00	1.00	\$26.68	\$26.68	
313 210 41 00	1.00	SFD	1.00	1.00	1.00	\$26.68	\$26.68	
313 210 42 00	1.00	SFD	1.00	1.00	1.00	\$26.68	\$26.68	
313 210 43 00	1.00	SFD	1.00	1.00	1.00	\$26.68	\$26.68	
313 210 44 00	1.00	SFD	1.00	1.00	1.00	\$26.68	\$26.68	
313 210 45 00	1.00	SFD	1.00	1.00	1.00	\$26.68	\$26.68	
313 210 46 00	1.00	SFD	1.00	1.00	1.00	\$26.68	\$26.68	
313 210 47 00	11.19	EPS	5.00	0.60	33.57	\$26.68	\$895.64	
313 221 01 00	1.00	SFD	1.00	1.00	1.00	\$26.68	\$26.68	
313 221 02 00	1.00	SFD	1.00	1.00	1.00	\$26.68	\$26.68	
313 221 03 00	1.00	SFD	1.00	1.00	1.00	\$26.68	\$26.68	
313 221 04 00	1.00	SFD	1.00	1.00	1.00	\$26.68	\$26.68	
313 221 05 00	1.00	SFD	1.00	1.00	1.00	\$26.68	\$26.68	
313 221 06 00	1.00	SFD	1.00	1.00	1.00	\$26.68	\$26.68	
313 221 07 00	1.00	SFD	1.00	1.00	1.00	\$26.68	\$26.68	
313 221 08 00	1.00	SFD	1.00	1.00	1.00	\$26.68	\$26.68	
313 221 09 00	1.00	SFD	1.00	1.00	1.00	\$26.68	\$26.68	
313 221 10 00	1.00	SFD	1.00	1.00	1.00	\$26.68	\$26.68	
313 221 11 00	1.00	SFD	1.00	1.00	1.00	\$26.68	\$26.68	
313 221 12 00	1.00	SFD	1.00	1.00	1.00	\$26.68	\$26.68	
313 221 13 00	1.00	SFD	1.00	1.00	1.00	\$26.68	\$26.68	
313 221 14 00	1.00	SFD	1.00	1.00	1.00	\$26.68	\$26.68	
313 221 15 00	1.00	SFD	1.00	1.00	1.00	\$26.68	\$26.68	
313 221 16 00	1.00	SFD	1.00	1.00	1.00	\$26.68	\$26.68	
313 221 17 00	1.00	SFD	1.00	1.00	1.00	\$26.68	\$26.68	
313 221 18 00	1.00	SFD	1.00	1.00	1.00	\$26.68	\$26.68	
313 221 19 00	1.00	SFD	1.00	1.00	1.00	\$26.68	\$26.68	
313 221 20 00	1.00	SFD	1.00	1.00	1.00	\$26.68	\$26.68	
313 221 21 00	1.00	SFD	1.00	1.00	1.00	\$26.68	\$26.68	
313 221 22 00	1.00	SFD	1.00	1.00	1.00	\$26.68	\$26.68	
313 221 23 00	1.00	SFD	1.00	1.00	1.00	\$26.68	\$26.68	
313 221 24 00	1.00	SFD	1.00	1.00	1.00	\$26.68	\$26.68	
313 221 25 00	1.00	SFD	1.00	1.00	1.00	\$26.68	\$26.68	
313 221 26 00	1.00	SFD	1.00	1.00	1.00	\$26.68	\$26.68	
313 221 27 00	1.00	SFD	1.00	1.00	1.00	\$26.68	\$26.68	
313 221 28 00	1.00	SFD	1.00	1.00	1.00	\$26.68	\$26.68	
313 221 29 00	1.00	SFD	1.00	1.00	1.00	\$26.68	\$26.68	
313 221 30 00	1.00	SFD	1.00	1.00	1.00	\$26.68	\$26.68	
313 221 31 00	1.00	SFD	1.00	1.00	1.00	\$26.68	\$26.68	
313 221 32 00	1.00	SFD	1.00	1.00	1.00	\$26.68	\$26.68	
313 221 33 00	1.00	SFD	1.00	1.00	1.00	\$26.68	\$26.68	
313 221 34 00	1.00	SFD	1.00	1.00	1.00	\$26.68	\$26.68	
313 221 35 00	1.00	SFD	1.00	1.00	1.00	\$26.68	\$26.68	
313 221 36 00	1.00	SFD	1.00	1.00	1.00	\$26.68	\$26.68	
313 221 37 00	1.00	SFD	1.00	1.00	1.00	\$26.68	\$26.68	
313 221 38 00	1.00	SFD	1.00	1.00	1.00	\$26.68	\$26.68	
313 221 39 00	1.00	SFD	1.00	1.00	1.00	\$26.68	\$26.68	
313 221 40 00	1.00	SFD	1.00	1.00	1.00	\$26.68	\$26.68	
313 221 41 00	1.00	SFD	1.00	1.00	1.00	\$26.68	\$26.68	

EXHIBIT C - Assessment Roll (Fiscal Year 2027)

Peñasquitos East Maintenance Assessment District

Parcel Number	Acres/ Units ⁽¹⁾	Land Use ⁽²⁾	Assessment Factors		Total EBU's	Unit Cost (\$/EBU)	FY 2027 ⁽⁴⁾ Assessment	Owner Name
			Land Use ⁽²⁾	Benefit ⁽³⁾				
313 221 42 00	1.00	SFD	1.00	1.00	1.00	\$26.68	\$26.68	
313 221 43 00	1.00	SFD	1.00	1.00	1.00	\$26.68	\$26.68	
313 221 44 00	1.00	SFD	1.00	1.00	1.00	\$26.68	\$26.68	
313 221 45 00	1.00	SFD	1.00	1.00	1.00	\$26.68	\$26.68	
313 221 46 00	1.00	SFD	1.00	1.00	1.00	\$26.68	\$26.68	
313 221 47 00	1.00	SFD	1.00	1.00	1.00	\$26.68	\$26.68	
313 221 48 00	1.00	SFD	1.00	1.00	1.00	\$26.68	\$26.68	
313 222 01 00	1.00	SFD	1.00	1.00	1.00	\$26.68	\$26.68	
313 222 02 00	1.00	SFD	1.00	1.00	1.00	\$26.68	\$26.68	
313 222 03 00	1.00	SFD	1.00	1.00	1.00	\$26.68	\$26.68	
313 222 04 00	1.00	SFD	1.00	1.00	1.00	\$26.68	\$26.68	
313 222 05 00	1.00	SFD	1.00	1.00	1.00	\$26.68	\$26.68	
313 222 06 00	1.00	SFD	1.00	1.00	1.00	\$26.68	\$26.68	
313 222 07 00	1.00	SFD	1.00	1.00	1.00	\$26.68	\$26.68	
313 222 08 00	1.00	SFD	1.00	1.00	1.00	\$26.68	\$26.68	
313 222 09 00	1.00	SFD	1.00	1.00	1.00	\$26.68	\$26.68	
313 222 10 00	1.00	SFD	1.00	1.00	1.00	\$26.68	\$26.68	
313 222 11 00	1.00	SFD	1.00	1.00	1.00	\$26.68	\$26.68	
313 222 12 00	1.00	SFD	1.00	1.00	1.00	\$26.68	\$26.68	
313 222 13 00	1.00	SFD	1.00	1.00	1.00	\$26.68	\$26.68	
313 222 14 00	1.00	SFD	1.00	1.00	1.00	\$26.68	\$26.68	
313 222 15 00	1.00	SFD	1.00	1.00	1.00	\$26.68	\$26.68	
313 222 16 00	1.00	SFD	1.00	1.00	1.00	\$26.68	\$26.68	
313 222 17 00	1.00	SFD	1.00	1.00	1.00	\$26.68	\$26.68	
313 222 18 00	1.00	SFD	1.00	1.00	1.00	\$26.68	\$26.68	
313 222 19 00	1.00	SFD	1.00	1.00	1.00	\$26.68	\$26.68	
313 222 20 00	1.00	SFD	1.00	1.00	1.00	\$26.68	\$26.68	
313 222 21 00	1.00	SFD	1.00	1.00	1.00	\$26.68	\$26.68	
313 222 22 00	1.00	SFD	1.00	1.00	1.00	\$26.68	\$26.68	
313 222 23 00	1.00	SFD	1.00	1.00	1.00	\$26.68	\$26.68	
313 223 01 00	1.00	SFD	1.00	1.00	1.00	\$26.68	\$26.68	
313 223 02 00	1.00	SFD	1.00	1.00	1.00	\$26.68	\$26.68	
313 223 03 00	1.00	SFD	1.00	1.00	1.00	\$26.68	\$26.68	
313 223 04 00	1.00	SFD	1.00	1.00	1.00	\$26.68	\$26.68	
313 223 05 00	1.00	SFD	1.00	1.00	1.00	\$26.68	\$26.68	
313 223 06 00	1.00	SFD	1.00	1.00	1.00	\$26.68	\$26.68	
313 223 07 00	1.00	SFD	1.00	1.00	1.00	\$26.68	\$26.68	
313 223 08 00	1.00	SFD	1.00	1.00	1.00	\$26.68	\$26.68	
313 223 09 00	1.00	SFD	1.00	1.00	1.00	\$26.68	\$26.68	
313 223 10 00	1.00	SFD	1.00	1.00	1.00	\$26.68	\$26.68	
313 224 01 00	1.00	SFD	1.00	1.00	1.00	\$26.68	\$26.68	
313 224 02 00	1.00	SFD	1.00	1.00	1.00	\$26.68	\$26.68	
313 224 03 00	1.00	SFD	1.00	1.00	1.00	\$26.68	\$26.68	
313 224 04 00	1.00	SFD	1.00	1.00	1.00	\$26.68	\$26.68	
313 224 05 00	1.00	SFD	1.00	1.00	1.00	\$26.68	\$26.68	
313 224 06 00	1.00	SFD	1.00	1.00	1.00	\$26.68	\$26.68	
313 224 07 00	1.00	SFD	1.00	1.00	1.00	\$26.68	\$26.68	
313 224 08 00	1.00	SFD	1.00	1.00	1.00	\$26.68	\$26.68	
313 224 09 00	1.00	SFD	1.00	1.00	1.00	\$26.68	\$26.68	
313 224 10 00	1.00	SFD	1.00	1.00	1.00	\$26.68	\$26.68	
313 224 11 00	1.00	SFD	1.00	1.00	1.00	\$26.68	\$26.68	
313 224 12 00	1.00	SFD	1.00	1.00	1.00	\$26.68	\$26.68	
313 224 13 00	1.00	SFD	1.00	1.00	1.00	\$26.68	\$26.68	

EXHIBIT C - Assessment Roll (Fiscal Year 2027)

Peñasquitos East Maintenance Assessment District

Parcel Number	Acres/ Units ⁽¹⁾	Land Use ⁽²⁾	Assessment Factors		Total EBUs	Unit Cost (\$/EBU)	FY 2027 ⁽⁴⁾ Assessment	Owner Name
			Land Use ⁽²⁾	Benefit ⁽³⁾				
313 224 14 00	1.00	SFD	1.00	1.00	1.00	\$26.68	\$26.68	
313 224 15 00	1.00	SFD	1.00	1.00	1.00	\$26.68	\$26.68	
313 224 16 00	1.00	SFD	1.00	1.00	1.00	\$26.68	\$26.68	
313 224 17 00	1.00	SFD	1.00	1.00	1.00	\$26.68	\$26.68	
313 224 18 00	1.00	SFD	1.00	1.00	1.00	\$26.68	\$26.68	
313 224 19 00	1.00	SFD	1.00	1.00	1.00	\$26.68	\$26.68	
313 224 20 00	1.00	SFD	1.00	1.00	1.00	\$26.68	\$26.68	
313 224 21 00	1.00	SFD	1.00	1.00	1.00	\$26.68	\$26.68	
313 224 22 00	1.00	SFD	1.00	1.00	1.00	\$26.68	\$26.68	
313 224 23 00	1.00	SFD	1.00	1.00	1.00	\$26.68	\$26.68	
313 224 24 00	1.00	SFD	1.00	1.00	1.00	\$26.68	\$26.68	
313 224 25 00	1.00	SFD	1.00	1.00	1.00	\$26.68	\$26.68	
313 224 26 00	1.00	SFD	1.00	1.00	1.00	\$26.68	\$26.68	
313 224 27 00	1.00	SFD	1.00	1.00	1.00	\$26.68	\$26.68	
313 224 28 00	1.00	SFD	1.00	1.00	1.00	\$26.68	\$26.68	
313 224 29 00	1.00	SFD	1.00	1.00	1.00	\$26.68	\$26.68	
313 224 30 00	1.00	SFD	1.00	1.00	1.00	\$26.68	\$26.68	
313 224 31 00	1.00	SFD	1.00	1.00	1.00	\$26.68	\$26.68	
313 224 32 00	1.00	SFD	1.00	1.00	1.00	\$26.68	\$26.68	
313 224 33 00	1.00	SFD	1.00	1.00	1.00	\$26.68	\$26.68	
313 224 34 00	1.00	SFD	1.00	1.00	1.00	\$26.68	\$26.68	
313 224 35 00	1.00	SFD	1.00	1.00	1.00	\$26.68	\$26.68	
313 224 36 00	1.00	SFD	1.00	1.00	1.00	\$26.68	\$26.68	
313 224 37 00	1.00	SFD	1.00	1.00	1.00	\$26.68	\$26.68	
313 224 38 00	1.00	SFD	1.00	1.00	1.00	\$26.68	\$26.68	
313 224 39 00	1.00	SFD	1.00	1.00	1.00	\$26.68	\$26.68	
313 224 40 00	1.00	SFD	1.00	1.00	1.00	\$26.68	\$26.68	
313 224 41 00	1.00	SFD	1.00	1.00	1.00	\$26.68	\$26.68	
313 224 42 00	1.00	SFD	1.00	1.00	1.00	\$26.68	\$26.68	
313 225 01 00	1.00	SFD	1.00	1.00	1.00	\$26.68	\$26.68	
313 225 02 00	1.00	SFD	1.00	1.00	1.00	\$26.68	\$26.68	
313 225 03 00	1.00	SFD	1.00	1.00	1.00	\$26.68	\$26.68	
313 225 04 00	1.00	SFD	1.00	1.00	1.00	\$26.68	\$26.68	
313 225 05 00	1.00	SFD	1.00	1.00	1.00	\$26.68	\$26.68	
313 225 06 00	1.00	SFD	1.00	1.00	1.00	\$26.68	\$26.68	
313 225 07 00	1.00	SFD	1.00	1.00	1.00	\$26.68	\$26.68	
313 225 08 00	1.00	SFD	1.00	1.00	1.00	\$26.68	\$26.68	
313 225 09 00	1.00	SFD	1.00	1.00	1.00	\$26.68	\$26.68	
313 225 10 00	1.00	SFD	1.00	1.00	1.00	\$26.68	\$26.68	
313 225 11 00	1.00	SFD	1.00	1.00	1.00	\$26.68	\$26.68	
313 225 12 00	1.00	SFD	1.00	1.00	1.00	\$26.68	\$26.68	
313 225 13 00	1.00	SFD	1.00	1.00	1.00	\$26.68	\$26.68	
313 225 14 00	1.00	SFD	1.00	1.00	1.00	\$26.68	\$26.68	
313 225 15 00	1.00	SFD	1.00	1.00	1.00	\$26.68	\$26.68	
313 225 16 00	1.00	SFD	1.00	1.00	1.00	\$26.68	\$26.68	
313 225 17 00	1.00	SFD	1.00	1.00	1.00	\$26.68	\$26.68	
313 225 18 00	1.00	SFD	1.00	1.00	1.00	\$26.68	\$26.68	
313 225 19 00	1.00	SFD	1.00	1.00	1.00	\$26.68	\$26.68	
313 225 20 00	1.00	SFD	1.00	1.00	1.00	\$26.68	\$26.68	
313 225 21 00	1.00	SFD	1.00	1.00	1.00	\$26.68	\$26.68	
313 225 22 00	1.00	SFD	1.00	1.00	1.00	\$26.68	\$26.68	
313 225 23 00	1.00	SFD	1.00	1.00	1.00	\$26.68	\$26.68	
313 241 01 00	1.00	SFD	1.00	1.00	1.00	\$26.68	\$26.68	

EXHIBIT C - Assessment Roll (Fiscal Year 2027)

Peñasquitos East Maintenance Assessment District

Parcel Number	Acres/ Units ⁽¹⁾	Land Use ⁽²⁾	Assessment Factors		Total EBU's	Unit Cost (\$/EBU)	FY 2027 ⁽⁴⁾ Assessment	Owner Name
			Land Use ⁽²⁾	Benefit ⁽³⁾				
313 241 02 00	1.00	SFD	1.00	1.00	1.00	\$26.68	\$26.68	
313 241 03 00	1.00	SFD	1.00	1.00	1.00	\$26.68	\$26.68	
313 241 04 00	1.00	SFD	1.00	1.00	1.00	\$26.68	\$26.68	
313 241 05 00	1.00	SFD	1.00	1.00	1.00	\$26.68	\$26.68	
313 241 06 00	1.00	SFD	1.00	1.00	1.00	\$26.68	\$26.68	
313 241 07 00	1.00	SFD	1.00	1.00	1.00	\$26.68	\$26.68	
313 241 08 00	1.00	SFD	1.00	1.00	1.00	\$26.68	\$26.68	
313 241 09 00	1.00	SFD	1.00	1.00	1.00	\$26.68	\$26.68	
313 241 10 00	1.00	SFD	1.00	1.00	1.00	\$26.68	\$26.68	
313 241 11 00	1.00	SFD	1.00	1.00	1.00	\$26.68	\$26.68	
313 241 12 00	1.00	SFD	1.00	1.00	1.00	\$26.68	\$26.68	
313 241 13 00	1.00	SFD	1.00	1.00	1.00	\$26.68	\$26.68	
313 241 14 00	1.00	SFD	1.00	1.00	1.00	\$26.68	\$26.68	
313 241 15 00	1.00	SFD	1.00	1.00	1.00	\$26.68	\$26.68	
313 241 16 00	1.00	SFD	1.00	1.00	1.00	\$26.68	\$26.68	
313 241 17 00	1.00	SFD	1.00	1.00	1.00	\$26.68	\$26.68	
313 241 18 00	1.00	SFD	1.00	1.00	1.00	\$26.68	\$26.68	
313 241 19 00	1.00	SFD	1.00	1.00	1.00	\$26.68	\$26.68	
313 241 20 00	1.00	SFD	1.00	1.00	1.00	\$26.68	\$26.68	
313 241 21 00	1.00	SFD	1.00	1.00	1.00	\$26.68	\$26.68	
313 241 22 00	1.00	SFD	1.00	1.00	1.00	\$26.68	\$26.68	
313 241 23 00	1.00	SFD	1.00	1.00	1.00	\$26.68	\$26.68	
313 241 24 00	1.00	SFD	1.00	1.00	1.00	\$26.68	\$26.68	
313 241 25 00	1.00	SFD	1.00	1.00	1.00	\$26.68	\$26.68	
313 241 26 00	1.00	SFD	1.00	1.00	1.00	\$26.68	\$26.68	
313 241 27 00	1.00	SFD	1.00	1.00	1.00	\$26.68	\$26.68	
313 241 28 00	1.00	SFD	1.00	1.00	1.00	\$26.68	\$26.68	
313 241 29 00	1.00	SFD	1.00	1.00	1.00	\$26.68	\$26.68	
313 241 30 00	1.00	SFD	1.00	1.00	1.00	\$26.68	\$26.68	
313 241 31 00	1.00	SFD	1.00	1.00	1.00	\$26.68	\$26.68	
313 241 32 00	1.00	SFD	1.00	1.00	1.00	\$26.68	\$26.68	
313 241 33 00	1.00	SFD	1.00	1.00	1.00	\$26.68	\$26.68	
313 241 34 00	1.00	SFD	1.00	1.00	1.00	\$26.68	\$26.68	
313 241 35 00	1.00	SFD	1.00	1.00	1.00	\$26.68	\$26.68	
313 241 36 00	1.00	SFD	1.00	1.00	1.00	\$26.68	\$26.68	
313 241 37 00	1.00	SFD	1.00	1.00	1.00	\$26.68	\$26.68	
313 241 38 00	1.00	SFD	1.00	1.00	1.00	\$26.68	\$26.68	
313 241 39 00	1.00	SFD	1.00	1.00	1.00	\$26.68	\$26.68	
313 241 40 00	1.00	SFD	1.00	1.00	1.00	\$26.68	\$26.68	
313 241 41 00	1.00	SFD	1.00	1.00	1.00	\$26.68	\$26.68	
313 241 42 00	1.00	SFD	1.00	1.00	1.00	\$26.68	\$26.68	
313 241 43 00	1.00	SFD	1.00	1.00	1.00	\$26.68	\$26.68	
313 242 02 00	1.00	SFD	1.00	1.00	1.00	\$26.68	\$26.68	
313 242 03 00	1.00	SFD	1.00	1.00	1.00	\$26.68	\$26.68	
313 242 04 00	1.00	SFD	1.00	1.00	1.00	\$26.68	\$26.68	
313 242 05 00	1.00	SFD	1.00	1.00	1.00	\$26.68	\$26.68	
313 242 06 00	1.00	SFD	1.00	1.00	1.00	\$26.68	\$26.68	
313 242 07 00	1.00	SFD	1.00	1.00	1.00	\$26.68	\$26.68	
313 242 08 00	1.00	SFD	1.00	1.00	1.00	\$26.68	\$26.68	
313 242 09 00	1.00	SFD	1.00	1.00	1.00	\$26.68	\$26.68	
313 242 10 00	1.00	SFD	1.00	1.00	1.00	\$26.68	\$26.68	
313 242 11 00	1.00	SFD	1.00	1.00	1.00	\$26.68	\$26.68	
313 242 12 00	1.00	SFD	1.00	1.00	1.00	\$26.68	\$26.68	

EXHIBIT C - Assessment Roll (Fiscal Year 2027)

Peñasquitos East Maintenance Assessment District

Parcel Number	Acres/ Units ⁽¹⁾	Land Use ⁽²⁾	Assessment Factors		Total EBUs	Unit Cost (\$/EBU)	FY 2027 ⁽⁴⁾ Assessment	Owner Name
			Land Use ⁽²⁾	Benefit ⁽³⁾				
313 242 13 00	1.00	SFD	1.00	1.00	1.00	\$26.68	\$26.68	
313 242 14 00	1.00	SFD	1.00	1.00	1.00	\$26.68	\$26.68	
313 242 15 00	1.00	SFD	1.00	1.00	1.00	\$26.68	\$26.68	
313 242 16 00	1.00	SFD	1.00	1.00	1.00	\$26.68	\$26.68	
313 242 17 00	1.00	SFD	1.00	1.00	1.00	\$26.68	\$26.68	
313 242 18 00	1.00	SFD	1.00	1.00	1.00	\$26.68	\$26.68	
313 242 19 00	1.00	SFD	1.00	1.00	1.00	\$26.68	\$26.68	
313 242 20 00	1.00	SFD	1.00	1.00	1.00	\$26.68	\$26.68	
313 242 21 00	1.00	SFD	1.00	1.00	1.00	\$26.68	\$26.68	
313 242 22 00	1.00	SFD	1.00	1.00	1.00	\$26.68	\$26.68	
313 242 23 00	1.00	SFD	1.00	1.00	1.00	\$26.68	\$26.68	
313 242 24 00	1.00	SFD	1.00	1.00	1.00	\$26.68	\$26.68	
313 242 25 00	1.00	SFD	1.00	1.00	1.00	\$26.68	\$26.68	
313 242 26 00	1.00	SFD	1.00	1.00	1.00	\$26.68	\$26.68	
313 242 27 00	1.00	SFD	1.00	1.00	1.00	\$26.68	\$26.68	
313 242 28 00	1.00	SFD	1.00	1.00	1.00	\$26.68	\$26.68	
313 242 29 00	1.00	SFD	1.00	1.00	1.00	\$26.68	\$26.68	
313 242 30 00	1.00	SFD	1.00	1.00	1.00	\$26.68	\$26.68	
313 242 31 00	1.00	SFD	1.00	1.00	1.00	\$26.68	\$26.68	
313 242 32 00	1.00	SFD	1.00	1.00	1.00	\$26.68	\$26.68	
313 242 33 00	1.00	SFD	1.00	1.00	1.00	\$26.68	\$26.68	
313 242 34 00	1.00	SFD	1.00	1.00	1.00	\$26.68	\$26.68	
313 242 35 00	1.00	SFD	1.00	1.00	1.00	\$26.68	\$26.68	
313 242 36 00	1.00	SFD	1.00	1.00	1.00	\$26.68	\$26.68	
313 242 37 00	1.00	SFD	1.00	1.00	1.00	\$26.68	\$26.68	
313 242 38 00	1.00	SFD	1.00	1.00	1.00	\$26.68	\$26.68	
313 242 39 00	1.00	SFD	1.00	1.00	1.00	\$26.68	\$26.68	
313 242 40 00	1.00	SFD	1.00	1.00	1.00	\$26.68	\$26.68	
313 242 41 00	1.00	SFD	1.00	1.00	1.00	\$26.68	\$26.68	
313 242 42 00	1.00	SFD	1.00	1.00	1.00	\$26.68	\$26.68	
313 242 43 00	1.00	SFD	1.00	1.00	1.00	\$26.68	\$26.68	
313 242 44 00	1.00	SFD	1.00	1.00	1.00	\$26.68	\$26.68	
313 242 45 00	1.00	SFD	1.00	1.00	1.00	\$26.68	\$26.68	
313 242 46 00	1.00	SFD	1.00	1.00	1.00	\$26.68	\$26.68	
313 242 47 00	1.00	SFD	1.00	1.00	1.00	\$26.68	\$26.68	
313 242 48 00	1.00	SFD	1.00	1.00	1.00	\$26.68	\$26.68	
313 242 49 00	1.00	SFD	1.00	1.00	1.00	\$26.68	\$26.68	
313 242 50 00	1.00	SFD	1.00	1.00	1.00	\$26.68	\$26.68	
313 242 51 00	1.00	SFD	1.00	1.00	1.00	\$26.68	\$26.68	
313 242 52 00	1.00	SFD	1.00	1.00	1.00	\$26.68	\$26.68	
313 242 53 00	1.00	SFD	1.00	1.00	1.00	\$26.68	\$26.68	
313 242 54 00	1.00	SFD	1.00	1.00	1.00	\$26.68	\$26.68	
313 242 55 00	1.00	SFD	1.00	1.00	1.00	\$26.68	\$26.68	
313 242 56 00	1.00	SFD	1.00	1.00	1.00	\$26.68	\$26.68	
313 242 57 00	1.00	SFD	1.00	1.00	1.00	\$26.68	\$26.68	
313 251 01 00	1.00	SFD	1.00	1.00	1.00	\$26.68	\$26.68	
313 251 02 00	1.00	SFD	1.00	1.00	1.00	\$26.68	\$26.68	
313 251 03 00	1.00	SFD	1.00	1.00	1.00	\$26.68	\$26.68	
313 251 04 00	1.00	SFD	1.00	1.00	1.00	\$26.68	\$26.68	
313 251 05 00	1.00	SFD	1.00	1.00	1.00	\$26.68	\$26.68	
313 251 06 00	1.00	SFD	1.00	1.00	1.00	\$26.68	\$26.68	
313 251 07 00	1.00	SFD	1.00	1.00	1.00	\$26.68	\$26.68	
313 251 08 00	1.00	SFD	1.00	1.00	1.00	\$26.68	\$26.68	

EXHIBIT C - Assessment Roll (Fiscal Year 2027)

Peñasquitos East Maintenance Assessment District

Parcel Number	Acres/ Units ⁽¹⁾	Land Use ⁽²⁾	Assessment Factors		Total EBU	Unit Cost (\$/EBU)	FY 2027 ⁽⁴⁾ Assessment	Owner Name
			Land Use ⁽²⁾	Benefit ⁽³⁾				
313 251 09 00	1.00	SFD	1.00	1.00	1.00	\$26.68	\$26.68	
313 251 10 00	1.00	SFD	1.00	1.00	1.00	\$26.68	\$26.68	
313 251 14 00	1.00	SFD	1.00	1.00	1.00	\$26.68	\$26.68	
313 251 15 00	1.00	SFD	1.00	1.00	1.00	\$26.68	\$26.68	
313 251 16 00	1.00	SFD	1.00	1.00	1.00	\$26.68	\$26.68	
313 251 17 00	1.00	SFD	1.00	1.00	1.00	\$26.68	\$26.68	
313 251 18 00	1.00	SFD	1.00	1.00	1.00	\$26.68	\$26.68	
313 251 19 00	1.00	SFD	1.00	1.00	1.00	\$26.68	\$26.68	
313 251 20 00	1.00	SFD	1.00	1.00	1.00	\$26.68	\$26.68	
313 251 21 00	1.00	SFD	1.00	1.00	1.00	\$26.68	\$26.68	
313 251 22 00	1.00	SFD	1.00	1.00	1.00	\$26.68	\$26.68	
313 251 23 00	1.45	OSP	0.00	0.30	0.00	\$26.68	\$0.00	
313 251 25 00	1.00	SFD	1.00	1.00	1.00	\$26.68	\$26.68	
313 251 26 00	1.00	SFD	1.00	1.00	1.00	\$26.68	\$26.68	
313 251 27 00	1.00	SFD	1.00	1.00	1.00	\$26.68	\$26.68	
313 252 01 00	1.00	SFD	1.00	1.00	1.00	\$26.68	\$26.68	
313 252 02 00	1.00	SFD	1.00	1.00	1.00	\$26.68	\$26.68	
313 252 03 00	1.00	SFD	1.00	1.00	1.00	\$26.68	\$26.68	
313 252 04 00	1.00	SFD	1.00	1.00	1.00	\$26.68	\$26.68	
313 252 05 00	1.00	SFD	1.00	1.00	1.00	\$26.68	\$26.68	
313 252 06 00	1.00	SFD	1.00	1.00	1.00	\$26.68	\$26.68	
313 252 07 00	1.00	SFD	1.00	1.00	1.00	\$26.68	\$26.68	
313 252 08 00	1.00	SFD	1.00	1.00	1.00	\$26.68	\$26.68	
313 252 09 00	1.00	SFD	1.00	1.00	1.00	\$26.68	\$26.68	
313 252 10 00	1.00	SFD	1.00	1.00	1.00	\$26.68	\$26.68	
313 252 11 00	1.00	SFD	1.00	1.00	1.00	\$26.68	\$26.68	
313 252 12 00	1.00	SFD	1.00	1.00	1.00	\$26.68	\$26.68	
313 252 13 00	1.00	SFD	1.00	1.00	1.00	\$26.68	\$26.68	
313 252 14 00	1.00	SFD	1.00	1.00	1.00	\$26.68	\$26.68	
313 252 15 00	1.00	SFD	1.00	1.00	1.00	\$26.68	\$26.68	
313 252 16 00	1.00	SFD	1.00	1.00	1.00	\$26.68	\$26.68	
313 252 17 00	1.00	SFD	1.00	1.00	1.00	\$26.68	\$26.68	
313 252 18 00	1.00	SFD	1.00	1.00	1.00	\$26.68	\$26.68	
313 252 19 00	1.00	SFD	1.00	1.00	1.00	\$26.68	\$26.68	
313 252 20 00	1.00	SFD	1.00	1.00	1.00	\$26.68	\$26.68	
313 252 21 00	1.00	SFD	1.00	1.00	1.00	\$26.68	\$26.68	
313 252 22 00	1.00	SFD	1.00	1.00	1.00	\$26.68	\$26.68	
313 252 23 00	1.00	SFD	1.00	1.00	1.00	\$26.68	\$26.68	
313 252 24 00	1.00	SFD	1.00	1.00	1.00	\$26.68	\$26.68	
313 252 27 00	1.00	SFD	1.00	1.00	1.00	\$26.68	\$26.68	
313 252 28 00	1.00	SFD	1.00	1.00	1.00	\$26.68	\$26.68	
313 252 29 00	1.00	SFD	1.00	1.00	1.00	\$26.68	\$26.68	
313 252 30 00	1.00	SFD	1.00	1.00	1.00	\$26.68	\$26.68	
313 252 31 00	1.00	SFD	1.00	1.00	1.00	\$26.68	\$26.68	
313 252 32 00	1.00	SFD	1.00	1.00	1.00	\$26.68	\$26.68	
313 252 33 00	1.00	SFD	1.00	1.00	1.00	\$26.68	\$26.68	
313 252 34 00	1.00	SFD	1.00	1.00	1.00	\$26.68	\$26.68	
313 252 35 00	1.00	SFD	1.00	1.00	1.00	\$26.68	\$26.68	
313 252 36 00	1.00	SFD	1.00	1.00	1.00	\$26.68	\$26.68	
313 252 37 00	1.00	SFD	1.00	1.00	1.00	\$26.68	\$26.68	
313 252 38 00	1.00	SFD	1.00	1.00	1.00	\$26.68	\$26.68	
313 252 39 00	1.00	SFD	1.00	1.00	1.00	\$26.68	\$26.68	
313 252 40 00	1.00	SFD	1.00	1.00	1.00	\$26.68	\$26.68	

EXHIBIT C - Assessment Roll (Fiscal Year 2027)

Peñasquitos East Maintenance Assessment District

Parcel Number	Acres/ Units ⁽¹⁾	Land Use ⁽²⁾	Assessment Factors		Total EBU's	Unit Cost (\$/EBU)	FY 2027 ⁽⁴⁾ Assessment	Owner Name
			Land Use ⁽²⁾	Benefit ⁽³⁾				
313 252 41 00	1.00	SFD	1.00	1.00	1.00	\$26.68	\$26.68	
313 252 42 00	1.00	SFD	1.00	1.00	1.00	\$26.68	\$26.68	
313 252 43 00	1.00	SFD	1.00	1.00	1.00	\$26.68	\$26.68	
313 252 44 00	1.00	SFD	1.00	1.00	1.00	\$26.68	\$26.68	
313 252 45 00	1.00	SFD	1.00	1.00	1.00	\$26.68	\$26.68	
313 252 46 00	1.00	SFD	1.00	1.00	1.00	\$26.68	\$26.68	
313 252 47 00	1.00	SFD	1.00	1.00	1.00	\$26.68	\$26.68	
313 252 48 00	1.00	SFD	1.00	1.00	1.00	\$26.68	\$26.68	
313 252 49 00	1.00	SFD	1.00	1.00	1.00	\$26.68	\$26.68	
313 252 50 00	1.00	SFD	1.00	1.00	1.00	\$26.68	\$26.68	
313 252 51 00	1.00	SFD	1.00	1.00	1.00	\$26.68	\$26.68	
313 253 01 00	1.00	SFD	1.00	1.00	1.00	\$26.68	\$26.68	
313 253 02 00	1.00	SFD	1.00	1.00	1.00	\$26.68	\$26.68	
313 253 03 00	1.00	SFD	1.00	1.00	1.00	\$26.68	\$26.68	
313 253 04 00	1.00	SFD	1.00	1.00	1.00	\$26.68	\$26.68	
313 253 05 00	1.00	SFD	1.00	1.00	1.00	\$26.68	\$26.68	
313 253 06 00	1.00	SFD	1.00	1.00	1.00	\$26.68	\$26.68	
313 253 07 00	1.00	SFD	1.00	1.00	1.00	\$26.68	\$26.68	
313 253 08 00	1.00	SFD	1.00	1.00	1.00	\$26.68	\$26.68	
313 253 09 00	1.00	SFD	1.00	1.00	1.00	\$26.68	\$26.68	
313 253 10 00	1.00	SFD	1.00	1.00	1.00	\$26.68	\$26.68	
313 253 11 00	1.00	SFD	1.00	1.00	1.00	\$26.68	\$26.68	
313 253 12 00	1.00	SFD	1.00	1.00	1.00	\$26.68	\$26.68	
313 254 01 00	1.00	SFD	1.00	1.00	1.00	\$26.68	\$26.68	
313 254 02 00	1.00	SFD	1.00	1.00	1.00	\$26.68	\$26.68	
313 254 03 00	1.00	SFD	1.00	1.00	1.00	\$26.68	\$26.68	
313 254 04 00	1.00	SFD	1.00	1.00	1.00	\$26.68	\$26.68	
313 254 05 00	1.00	SFD	1.00	1.00	1.00	\$26.68	\$26.68	
313 254 06 00	1.00	SFD	1.00	1.00	1.00	\$26.68	\$26.68	
313 254 07 00	1.00	SFD	1.00	1.00	1.00	\$26.68	\$26.68	
313 254 08 00	1.00	SFD	1.00	1.00	1.00	\$26.68	\$26.68	
313 254 09 00	1.00	SFD	1.00	1.00	1.00	\$26.68	\$26.68	
313 254 10 00	1.00	SFD	1.00	1.00	1.00	\$26.68	\$26.68	
313 254 11 00	1.00	SFD	1.00	1.00	1.00	\$26.68	\$26.68	
313 254 12 00	1.00	SFD	1.00	1.00	1.00	\$26.68	\$26.68	
313 254 15 00	1.00	SFD	1.00	1.00	1.00	\$26.68	\$26.68	
313 254 16 00	1.00	SFD	1.00	1.00	1.00	\$26.68	\$26.68	
313 254 17 00	1.00	SFD	1.00	1.00	1.00	\$26.68	\$26.68	
313 254 18 00	1.00	SFD	1.00	1.00	1.00	\$26.68	\$26.68	
313 254 19 00	1.00	SFD	1.00	1.00	1.00	\$26.68	\$26.68	
313 254 20 00	1.00	SFD	1.00	1.00	1.00	\$26.68	\$26.68	
313 254 21 00	1.00	SFD	1.00	1.00	1.00	\$26.68	\$26.68	
313 254 22 00	1.00	SFD	1.00	1.00	1.00	\$26.68	\$26.68	
313 254 23 00	1.00	SFD	1.00	1.00	1.00	\$26.68	\$26.68	
313 254 24 00	1.00	SFD	1.00	1.00	1.00	\$26.68	\$26.68	
313 254 25 00	1.00	SFD	1.00	1.00	1.00	\$26.68	\$26.68	
313 254 26 00	1.00	SFD	1.00	1.00	1.00	\$26.68	\$26.68	
313 254 27 00	1.00	SFD	1.00	1.00	1.00	\$26.68	\$26.68	
313 254 28 00	1.00	SFD	1.00	1.00	1.00	\$26.68	\$26.68	
313 254 29 00	1.00	SFD	1.00	1.00	1.00	\$26.68	\$26.68	
313 254 30 00	1.00	SFD	1.00	1.00	1.00	\$26.68	\$26.68	
313 254 31 00	1.00	SFD	1.00	1.00	1.00	\$26.68	\$26.68	
313 254 32 00	1.00	SFD	1.00	1.00	1.00	\$26.68	\$26.68	

EXHIBIT C - Assessment Roll (Fiscal Year 2027)

Peñasquitos East Maintenance Assessment District

Parcel Number	Acres/ Units ⁽¹⁾	Land Use ⁽²⁾	Assessment Factors		Total EBU's	Unit Cost (\$/EBU)	FY 2027 ⁽⁴⁾ Assessment	Owner Name
			Land Use ⁽²⁾	Benefit ⁽³⁾				
313 254 33 00	1.00	SFD	1.00	1.00	1.00	\$26.68	\$26.68	
313 254 34 00	1.00	SFD	1.00	1.00	1.00	\$26.68	\$26.68	
313 254 35 00	1.00	SFD	1.00	1.00	1.00	\$26.68	\$26.68	
313 254 36 00	1.00	SFD	1.00	1.00	1.00	\$26.68	\$26.68	
313 254 37 00	1.00	SFD	1.00	1.00	1.00	\$26.68	\$26.68	
313 254 38 00	1.00	SFD	1.00	1.00	1.00	\$26.68	\$26.68	
313 254 39 00	1.00	SFD	1.00	1.00	1.00	\$26.68	\$26.68	
313 254 40 00	1.00	SFD	1.00	1.00	1.00	\$26.68	\$26.68	
313 254 41 00	1.00	SFD	1.00	1.00	1.00	\$26.68	\$26.68	
313 254 42 00	1.00	SFD	1.00	1.00	1.00	\$26.68	\$26.68	
313 261 01 00	1.00	SFD	1.00	1.00	1.00	\$26.68	\$26.68	
313 261 02 00	1.00	SFD	1.00	1.00	1.00	\$26.68	\$26.68	
313 261 03 00	1.00	SFD	1.00	1.00	1.00	\$26.68	\$26.68	
313 261 04 00	1.00	SFD	1.00	1.00	1.00	\$26.68	\$26.68	
313 261 05 00	1.00	SFD	1.00	1.00	1.00	\$26.68	\$26.68	
313 261 06 00	1.00	SFD	1.00	1.00	1.00	\$26.68	\$26.68	
313 261 07 00	1.00	SFD	1.00	1.00	1.00	\$26.68	\$26.68	
313 261 08 00	1.00	SFD	1.00	1.00	1.00	\$26.68	\$26.68	
313 261 09 00	1.00	SFD	1.00	1.00	1.00	\$26.68	\$26.68	
313 261 10 00	1.00	SFD	1.00	1.00	1.00	\$26.68	\$26.68	
313 261 11 00	1.00	SFD	1.00	1.00	1.00	\$26.68	\$26.68	
313 261 12 00	1.00	SFD	1.00	1.00	1.00	\$26.68	\$26.68	
313 261 13 00	1.00	SFD	1.00	1.00	1.00	\$26.68	\$26.68	
313 261 14 00	1.00	SFD	1.00	1.00	1.00	\$26.68	\$26.68	
313 261 15 00	1.00	SFD	1.00	1.00	1.00	\$26.68	\$26.68	
313 261 16 00	1.00	SFD	1.00	1.00	1.00	\$26.68	\$26.68	
313 261 17 00	1.00	SFD	1.00	1.00	1.00	\$26.68	\$26.68	
313 261 18 00	1.00	SFD	1.00	1.00	1.00	\$26.68	\$26.68	
313 261 19 00	1.00	SFD	1.00	1.00	1.00	\$26.68	\$26.68	
313 261 20 00	1.00	SFD	1.00	1.00	1.00	\$26.68	\$26.68	
313 261 21 00	1.00	SFD	1.00	1.00	1.00	\$26.68	\$26.68	
313 261 22 00	1.00	SFD	1.00	1.00	1.00	\$26.68	\$26.68	
313 261 23 00	1.00	SFD	1.00	1.00	1.00	\$26.68	\$26.68	
313 261 24 00	1.00	SFD	1.00	1.00	1.00	\$26.68	\$26.68	
313 261 25 00	1.00	SFD	1.00	1.00	1.00	\$26.68	\$26.68	
313 261 26 00	1.00	SFD	1.00	1.00	1.00	\$26.68	\$26.68	
313 261 27 00	1.00	SFD	1.00	1.00	1.00	\$26.68	\$26.68	
313 261 28 00	1.00	SFD	1.00	1.00	1.00	\$26.68	\$26.68	
313 261 29 00	1.00	SFD	1.00	1.00	1.00	\$26.68	\$26.68	
313 261 30 00	1.00	SFD	1.00	1.00	1.00	\$26.68	\$26.68	
313 261 31 00	1.00	SFD	1.00	1.00	1.00	\$26.68	\$26.68	
313 261 32 00	1.00	SFD	1.00	1.00	1.00	\$26.68	\$26.68	
313 262 01 00	1.00	SFD	1.00	1.00	1.00	\$26.68	\$26.68	
313 262 02 00	1.00	SFD	1.00	1.00	1.00	\$26.68	\$26.68	
313 262 03 00	1.00	SFD	1.00	1.00	1.00	\$26.68	\$26.68	
313 262 04 00	1.00	SFD	1.00	1.00	1.00	\$26.68	\$26.68	
313 262 05 00	1.00	SFD	1.00	1.00	1.00	\$26.68	\$26.68	
313 262 06 00	1.00	SFD	1.00	1.00	1.00	\$26.68	\$26.68	
313 262 07 00	1.00	SFD	1.00	1.00	1.00	\$26.68	\$26.68	
313 262 08 00	1.00	SFD	1.00	1.00	1.00	\$26.68	\$26.68	
313 262 09 00	1.00	SFD	1.00	1.00	1.00	\$26.68	\$26.68	
313 262 10 00	1.00	SFD	1.00	1.00	1.00	\$26.68	\$26.68	
313 262 11 00	1.00	SFD	1.00	1.00	1.00	\$26.68	\$26.68	

EXHIBIT C - Assessment Roll (Fiscal Year 2027)

Peñasquitos East Maintenance Assessment District

Parcel Number	Acres/ Units ⁽¹⁾	Land Use ⁽²⁾	Assessment Factors		Total EBU's	Unit Cost (\$/EBU)	FY 2027 ⁽⁴⁾ Assessment	Owner Name
			Land Use ⁽²⁾	Benefit ⁽³⁾				
313 262 12 00	1.00	SFD	1.00	1.00	1.00	\$26.68	\$26.68	
313 262 13 00	1.00	SFD	1.00	1.00	1.00	\$26.68	\$26.68	
313 262 14 00	1.00	SFD	1.00	1.00	1.00	\$26.68	\$26.68	
313 262 15 00	1.00	SFD	1.00	1.00	1.00	\$26.68	\$26.68	
313 262 16 00	1.00	SFD	1.00	1.00	1.00	\$26.68	\$26.68	
313 262 17 00	1.00	SFD	1.00	1.00	1.00	\$26.68	\$26.68	
313 262 18 00	1.00	SFD	1.00	1.00	1.00	\$26.68	\$26.68	
313 262 19 00	1.00	SFD	1.00	1.00	1.00	\$26.68	\$26.68	
313 262 20 00	1.00	SFD	1.00	1.00	1.00	\$26.68	\$26.68	
313 262 21 00	1.00	SFD	1.00	1.00	1.00	\$26.68	\$26.68	
313 262 22 00	1.00	SFD	1.00	1.00	1.00	\$26.68	\$26.68	
313 262 23 00	1.00	SFD	1.00	1.00	1.00	\$26.68	\$26.68	
313 262 24 00	1.00	SFD	1.00	1.00	1.00	\$26.68	\$26.68	
313 262 25 00	1.00	SFD	1.00	1.00	1.00	\$26.68	\$26.68	
313 262 26 00	1.00	SFD	1.00	1.00	1.00	\$26.68	\$26.68	
313 262 27 00	1.00	SFD	1.00	1.00	1.00	\$26.68	\$26.68	
313 262 28 00	1.00	SFD	1.00	1.00	1.00	\$26.68	\$26.68	
313 262 29 00	1.00	SFD	1.00	1.00	1.00	\$26.68	\$26.68	
313 262 30 00	1.00	SFD	1.00	1.00	1.00	\$26.68	\$26.68	
313 262 31 00	1.00	SFD	1.00	1.00	1.00	\$26.68	\$26.68	
313 262 32 00	1.00	SFD	1.00	1.00	1.00	\$26.68	\$26.68	
313 262 33 00	1.00	SFD	1.00	1.00	1.00	\$26.68	\$26.68	
313 262 34 00	1.00	SFD	1.00	1.00	1.00	\$26.68	\$26.68	
313 262 35 00	1.00	SFD	1.00	1.00	1.00	\$26.68	\$26.68	
313 262 36 00	1.00	SFD	1.00	1.00	1.00	\$26.68	\$26.68	
313 262 37 00	1.00	SFD	1.00	1.00	1.00	\$26.68	\$26.68	
313 262 38 00	1.00	SFD	1.00	1.00	1.00	\$26.68	\$26.68	
313 262 39 00	1.00	SFD	1.00	1.00	1.00	\$26.68	\$26.68	
313 262 40 00	1.00	SFD	1.00	1.00	1.00	\$26.68	\$26.68	
313 262 41 00	1.00	SFD	1.00	1.00	1.00	\$26.68	\$26.68	
313 262 42 00	1.00	SFD	1.00	1.00	1.00	\$26.68	\$26.68	
313 262 43 00	1.00	SFD	1.00	1.00	1.00	\$26.68	\$26.68	
313 262 44 00	1.00	SFD	1.00	1.00	1.00	\$26.68	\$26.68	
313 262 45 00	1.00	SFD	1.00	1.00	1.00	\$26.68	\$26.68	
313 262 46 00	1.00	SFD	1.00	1.00	1.00	\$26.68	\$26.68	
313 262 47 00	1.00	SFD	1.00	1.00	1.00	\$26.68	\$26.68	
313 262 48 00	1.00	SFD	1.00	1.00	1.00	\$26.68	\$26.68	
313 262 49 00	1.00	SFD	1.00	1.00	1.00	\$26.68	\$26.68	
313 263 01 00	1.00	SFD	1.00	1.00	1.00	\$26.68	\$26.68	
313 263 02 00	1.00	SFD	1.00	1.00	1.00	\$26.68	\$26.68	
313 263 03 00	1.00	SFD	1.00	1.00	1.00	\$26.68	\$26.68	
313 263 04 00	1.00	SFD	1.00	1.00	1.00	\$26.68	\$26.68	
313 263 05 00	1.00	SFD	1.00	1.00	1.00	\$26.68	\$26.68	
313 263 06 00	1.00	SFD	1.00	1.00	1.00	\$26.68	\$26.68	
313 263 07 00	1.00	SFD	1.00	1.00	1.00	\$26.68	\$26.68	
313 263 09 00	1.00	SFD	1.00	1.00	1.00	\$26.68	\$26.68	
313 263 10 00	1.00	SFD	1.00	1.00	1.00	\$26.68	\$26.68	
313 263 12 00	1.00	SFD	1.00	1.00	1.00	\$26.68	\$26.68	
313 263 13 00	1.00	SFD	1.00	1.00	1.00	\$26.68	\$26.68	
313 271 01 00	1.00	SFD	1.00	1.00	1.00	\$26.68	\$26.68	
313 271 02 00	1.00	SFD	1.00	1.00	1.00	\$26.68	\$26.68	
313 271 03 00	1.00	SFD	1.00	1.00	1.00	\$26.68	\$26.68	
313 271 04 00	1.00	SFD	1.00	1.00	1.00	\$26.68	\$26.68	

EXHIBIT C - Assessment Roll (Fiscal Year 2027)

Peñasquitos East Maintenance Assessment District

Parcel Number	Acres/ Units ⁽¹⁾	Land Use ⁽²⁾	Assessment Factors		Total EBU's	Unit Cost (\$/EBU)	FY 2027 ⁽⁴⁾ Assessment	Owner Name
			Land Use ⁽²⁾	Benefit ⁽³⁾				
313 271 05 00	1.00	SFD	1.00	1.00	1.00	\$26.68	\$26.68	
313 271 06 00	1.00	SFD	1.00	1.00	1.00	\$26.68	\$26.68	
313 271 07 00	1.00	SFD	1.00	1.00	1.00	\$26.68	\$26.68	
313 271 08 00	1.00	SFD	1.00	1.00	1.00	\$26.68	\$26.68	
313 271 09 00	1.00	SFD	1.00	1.00	1.00	\$26.68	\$26.68	
313 271 10 00	1.00	SFD	1.00	1.00	1.00	\$26.68	\$26.68	
313 271 11 00	1.00	SFD	1.00	1.00	1.00	\$26.68	\$26.68	
313 271 12 00	1.00	SFD	1.00	1.00	1.00	\$26.68	\$26.68	
313 271 13 00	1.00	SFD	1.00	1.00	1.00	\$26.68	\$26.68	
313 271 14 00	1.00	SFD	1.00	1.00	1.00	\$26.68	\$26.68	
313 271 15 00	1.00	SFD	1.00	1.00	1.00	\$26.68	\$26.68	
313 271 16 00	1.00	SFD	1.00	1.00	1.00	\$26.68	\$26.68	
313 271 17 00	1.00	SFD	1.00	1.00	1.00	\$26.68	\$26.68	
313 271 18 00	1.00	SFD	1.00	1.00	1.00	\$26.68	\$26.68	
313 271 19 00	1.00	SFD	1.00	1.00	1.00	\$26.68	\$26.68	
313 271 20 00	1.00	SFD	1.00	1.00	1.00	\$26.68	\$26.68	
313 271 21 00	1.00	SFD	1.00	1.00	1.00	\$26.68	\$26.68	
313 271 22 00	1.00	SFD	1.00	1.00	1.00	\$26.68	\$26.68	
313 271 23 00	1.00	SFD	1.00	1.00	1.00	\$26.68	\$26.68	
313 271 24 00	1.00	SFD	1.00	1.00	1.00	\$26.68	\$26.68	
313 271 25 00	1.00	SFD	1.00	1.00	1.00	\$26.68	\$26.68	
313 271 26 00	1.00	SFD	1.00	1.00	1.00	\$26.68	\$26.68	
313 271 27 00	1.00	SFD	1.00	1.00	1.00	\$26.68	\$26.68	
313 271 28 00	1.00	SFD	1.00	1.00	1.00	\$26.68	\$26.68	
313 271 29 00	1.00	SFD	1.00	1.00	1.00	\$26.68	\$26.68	
313 271 30 00	1.00	SFD	1.00	1.00	1.00	\$26.68	\$26.68	
313 271 31 00	1.00	SFD	1.00	1.00	1.00	\$26.68	\$26.68	
313 271 32 00	1.00	SFD	1.00	1.00	1.00	\$26.68	\$26.68	
313 271 33 00	1.00	SFD	1.00	1.00	1.00	\$26.68	\$26.68	
313 271 34 00	1.00	SFD	1.00	1.00	1.00	\$26.68	\$26.68	
313 271 35 00	1.00	SFD	1.00	1.00	1.00	\$26.68	\$26.68	
313 271 36 00	1.00	SFD	1.00	1.00	1.00	\$26.68	\$26.68	
313 271 37 00	1.00	SFD	1.00	1.00	1.00	\$26.68	\$26.68	
313 271 38 00	1.00	SFD	1.00	1.00	1.00	\$26.68	\$26.68	
313 271 39 00	1.00	SFD	1.00	1.00	1.00	\$26.68	\$26.68	
313 271 40 00	1.00	SFD	1.00	1.00	1.00	\$26.68	\$26.68	
313 271 41 00	1.00	SFD	1.00	1.00	1.00	\$26.68	\$26.68	
313 271 42 00	1.00	SFD	1.00	1.00	1.00	\$26.68	\$26.68	
313 271 43 00	1.00	SFD	1.00	1.00	1.00	\$26.68	\$26.68	
313 271 44 00	1.00	SFD	1.00	1.00	1.00	\$26.68	\$26.68	
313 271 45 00	1.00	SFD	1.00	1.00	1.00	\$26.68	\$26.68	
313 271 46 00	1.00	SFD	1.00	1.00	1.00	\$26.68	\$26.68	
313 271 47 00	1.00	SFD	1.00	1.00	1.00	\$26.68	\$26.68	
313 271 48 00	1.00	SFD	1.00	1.00	1.00	\$26.68	\$26.68	
313 271 49 00	1.00	SFD	1.00	1.00	1.00	\$26.68	\$26.68	
313 271 50 00	1.00	SFD	1.00	1.00	1.00	\$26.68	\$26.68	
313 271 51 00	1.00	SFD	1.00	1.00	1.00	\$26.68	\$26.68	
313 272 01 00	1.00	SFD	1.00	1.00	1.00	\$26.68	\$26.68	
313 272 02 00	1.00	SFD	1.00	1.00	1.00	\$26.68	\$26.68	
313 272 03 00	1.00	SFD	1.00	1.00	1.00	\$26.68	\$26.68	
313 272 04 00	1.00	SFD	1.00	1.00	1.00	\$26.68	\$26.68	
313 272 05 00	1.00	SFD	1.00	1.00	1.00	\$26.68	\$26.68	
313 272 06 00	1.00	SFD	1.00	1.00	1.00	\$26.68	\$26.68	

EXHIBIT C - Assessment Roll (Fiscal Year 2027)

Peñasquitos East Maintenance Assessment District

Parcel Number	Acres/ Units ⁽¹⁾	Land Use ⁽²⁾	Assessment Factors		Total EBUs	Unit Cost (\$/EBU)	FY 2027 ⁽⁴⁾ Assessment	Owner Name
			Land Use ⁽²⁾	Benefit ⁽³⁾				
313 272 07 00	1.00	SFD	1.00	1.00	1.00	\$26.68	\$26.68	
313 272 08 00	1.00	SFD	1.00	1.00	1.00	\$26.68	\$26.68	
313 272 09 00	1.00	SFD	1.00	1.00	1.00	\$26.68	\$26.68	
313 272 10 00	1.00	SFD	1.00	1.00	1.00	\$26.68	\$26.68	
313 272 11 00	1.00	SFD	1.00	1.00	1.00	\$26.68	\$26.68	
313 272 12 00	1.00	SFD	1.00	1.00	1.00	\$26.68	\$26.68	
313 272 13 00	1.00	SFD	1.00	1.00	1.00	\$26.68	\$26.68	
313 272 14 00	1.00	SFD	1.00	1.00	1.00	\$26.68	\$26.68	
313 272 15 00	1.00	SFD	1.00	1.00	1.00	\$26.68	\$26.68	
313 272 16 00	1.00	SFD	1.00	1.00	1.00	\$26.68	\$26.68	
313 272 17 00	1.00	SFD	1.00	1.00	1.00	\$26.68	\$26.68	
313 272 18 00	1.00	SFD	1.00	1.00	1.00	\$26.68	\$26.68	
313 272 19 00	1.00	SFD	1.00	1.00	1.00	\$26.68	\$26.68	
313 272 20 00	1.00	SFD	1.00	1.00	1.00	\$26.68	\$26.68	
313 272 21 00	1.00	SFD	1.00	1.00	1.00	\$26.68	\$26.68	
313 272 22 00	1.00	SFD	1.00	1.00	1.00	\$26.68	\$26.68	
313 272 23 00	1.00	SFD	1.00	1.00	1.00	\$26.68	\$26.68	
313 272 24 00	1.00	SFD	1.00	1.00	1.00	\$26.68	\$26.68	
313 272 25 00	1.00	SFD	1.00	1.00	1.00	\$26.68	\$26.68	
313 272 26 00	1.00	SFD	1.00	1.00	1.00	\$26.68	\$26.68	
313 272 27 00	1.00	SFD	1.00	1.00	1.00	\$26.68	\$26.68	
313 272 28 00	1.00	SFD	1.00	1.00	1.00	\$26.68	\$26.68	
313 272 29 00	1.00	SFD	1.00	1.00	1.00	\$26.68	\$26.68	
313 272 30 00	1.00	SFD	1.00	1.00	1.00	\$26.68	\$26.68	
313 272 31 00	1.00	SFD	1.00	1.00	1.00	\$26.68	\$26.68	
313 272 32 00	1.00	SFD	1.00	1.00	1.00	\$26.68	\$26.68	
313 272 33 00	1.00	SFD	1.00	1.00	1.00	\$26.68	\$26.68	
313 272 34 00	1.00	SFD	1.00	1.00	1.00	\$26.68	\$26.68	
313 272 35 00	1.00	SFD	1.00	1.00	1.00	\$26.68	\$26.68	
313 272 36 00	1.00	SFD	1.00	1.00	1.00	\$26.68	\$26.68	
313 281 04 00	1.00	SFD	1.00	1.00	1.00	\$26.68	\$26.68	
313 281 05 00	1.00	SFD	1.00	1.00	1.00	\$26.68	\$26.68	
313 281 06 00	1.00	SFD	1.00	1.00	1.00	\$26.68	\$26.68	
313 281 07 00	1.00	SFD	1.00	1.00	1.00	\$26.68	\$26.68	
313 281 08 00	1.00	SFD	1.00	1.00	1.00	\$26.68	\$26.68	
313 281 11 00	1.00	SFD	1.00	1.00	1.00	\$26.68	\$26.68	
313 281 12 00	1.00	SFD	1.00	1.00	1.00	\$26.68	\$26.68	
313 281 13 00	1.00	SFD	1.00	1.00	1.00	\$26.68	\$26.68	
313 281 14 00	1.00	SFD	1.00	1.00	1.00	\$26.68	\$26.68	
313 281 15 00	1.00	SFD	1.00	1.00	1.00	\$26.68	\$26.68	
313 281 16 00	1.00	SFD	1.00	1.00	1.00	\$26.68	\$26.68	
313 281 17 00	1.00	SFD	1.00	1.00	1.00	\$26.68	\$26.68	
313 281 18 00	1.00	SFD	1.00	1.00	1.00	\$26.68	\$26.68	
313 281 19 00	1.00	SFD	1.00	1.00	1.00	\$26.68	\$26.68	
313 281 20 00	1.00	SFD	1.00	1.00	1.00	\$26.68	\$26.68	
313 281 21 00	1.00	SFD	1.00	1.00	1.00	\$26.68	\$26.68	
313 281 22 00	1.00	SFD	1.00	1.00	1.00	\$26.68	\$26.68	
313 281 23 00	1.00	SFD	1.00	1.00	1.00	\$26.68	\$26.68	
313 281 24 00	1.00	SFD	1.00	1.00	1.00	\$26.68	\$26.68	
313 281 25 00	1.00	SFD	1.00	1.00	1.00	\$26.68	\$26.68	
313 281 26 00	1.00	SFD	1.00	1.00	1.00	\$26.68	\$26.68	
313 281 27 00	1.00	SFD	1.00	1.00	1.00	\$26.68	\$26.68	
313 281 28 00	1.00	SFD	1.00	1.00	1.00	\$26.68	\$26.68	

EXHIBIT C - Assessment Roll (Fiscal Year 2027)

Peñasquitos East Maintenance Assessment District

Parcel Number	Acres/ Units ⁽¹⁾	Land Use ⁽²⁾	Assessment Factors		Total EBUs	Unit Cost (\$/EBU)	FY 2027 ⁽⁴⁾ Assessment	Owner Name
			Land Use ⁽²⁾	Benefit ⁽³⁾				
313 281 29 00	1.00	SFD	1.00	1.00	1.00	\$26.68	\$26.68	
313 281 30 00	1.00	SFD	1.00	1.00	1.00	\$26.68	\$26.68	
313 281 31 00	1.00	SFD	1.00	1.00	1.00	\$26.68	\$26.68	
313 281 32 00	1.00	SFD	1.00	1.00	1.00	\$26.68	\$26.68	
313 281 33 00	1.00	SFD	1.00	1.00	1.00	\$26.68	\$26.68	
313 281 34 00	1.00	SFD	1.00	1.00	1.00	\$26.68	\$26.68	
313 281 35 00	1.00	SFD	1.00	1.00	1.00	\$26.68	\$26.68	
313 281 36 00	1.00	SFD	1.00	1.00	1.00	\$26.68	\$26.68	
313 281 37 00	1.00	SFD	1.00	1.00	1.00	\$26.68	\$26.68	
313 281 38 00	1.00	SFD	1.00	1.00	1.00	\$26.68	\$26.68	
313 281 39 00	1.00	SFD	1.00	1.00	1.00	\$26.68	\$26.68	
313 281 40 00	1.00	SFD	1.00	1.00	1.00	\$26.68	\$26.68	
313 281 41 00	1.00	SFD	1.00	1.00	1.00	\$26.68	\$26.68	
313 281 42 00	1.00	SFD	1.00	1.00	1.00	\$26.68	\$26.68	
313 281 43 00	1.00	SFD	1.00	1.00	1.00	\$26.68	\$26.68	
313 281 44 00	1.00	SFD	1.00	1.00	1.00	\$26.68	\$26.68	
313 281 45 00	1.00	SFD	1.00	1.00	1.00	\$26.68	\$26.68	
313 281 46 00	1.00	SFD	1.00	1.00	1.00	\$26.68	\$26.68	
313 281 47 00	1.00	SFD	1.00	1.00	1.00	\$26.68	\$26.68	
313 281 58 00	1.00	SFD	1.00	1.00	1.00	\$26.68	\$26.68	
313 281 59 00	1.00	SFD	1.00	1.00	1.00	\$26.68	\$26.68	
313 282 01 00	1.00	SFD	1.00	1.00	1.00	\$26.68	\$26.68	
313 282 02 00	1.00	SFD	1.00	1.00	1.00	\$26.68	\$26.68	
313 282 03 00	1.00	SFD	1.00	1.00	1.00	\$26.68	\$26.68	
313 282 04 00	1.00	SFD	1.00	1.00	1.00	\$26.68	\$26.68	
313 282 05 00	1.00	SFD	1.00	1.00	1.00	\$26.68	\$26.68	
313 282 06 00	1.00	SFD	1.00	1.00	1.00	\$26.68	\$26.68	
313 282 07 00	1.00	SFD	1.00	1.00	1.00	\$26.68	\$26.68	
313 282 08 00	1.00	SFD	1.00	1.00	1.00	\$26.68	\$26.68	
313 282 09 00	1.00	SFD	1.00	1.00	1.00	\$26.68	\$26.68	
313 282 10 00	1.00	SFD	1.00	1.00	1.00	\$26.68	\$26.68	
313 282 11 00	1.00	SFD	1.00	1.00	1.00	\$26.68	\$26.68	
313 282 12 00	1.00	SFD	1.00	1.00	1.00	\$26.68	\$26.68	
313 282 14 00	1.00	SFD	1.00	1.00	1.00	\$26.68	\$26.68	
313 282 15 00	1.00	SFD	1.00	1.00	1.00	\$26.68	\$26.68	
313 282 16 00	1.00	SFD	1.00	1.00	1.00	\$26.68	\$26.68	
313 282 17 00	1.00	SFD	1.00	1.00	1.00	\$26.68	\$26.68	
313 282 18 00	1.00	SFD	1.00	1.00	1.00	\$26.68	\$26.68	
313 282 19 00	1.00	SFD	1.00	1.00	1.00	\$26.68	\$26.68	
313 282 20 00	1.00	SFD	1.00	1.00	1.00	\$26.68	\$26.68	
313 282 21 00	1.00	SFD	1.00	1.00	1.00	\$26.68	\$26.68	
313 282 22 00	1.00	SFD	1.00	1.00	1.00	\$26.68	\$26.68	
313 282 23 00	1.00	SFD	1.00	1.00	1.00	\$26.68	\$26.68	
313 282 24 00	1.00	SFD	1.00	1.00	1.00	\$26.68	\$26.68	
313 282 25 00	1.00	SFD	1.00	1.00	1.00	\$26.68	\$26.68	
313 282 26 00	1.00	SFD	1.00	1.00	1.00	\$26.68	\$26.68	
313 282 27 00	1.00	SFD	1.00	1.00	1.00	\$26.68	\$26.68	
313 282 28 00	1.00	SFD	1.00	1.00	1.00	\$26.68	\$26.68	
313 282 29 00	1.00	SFD	1.00	1.00	1.00	\$26.68	\$26.68	
313 282 30 00	1.00	SFD	1.00	1.00	1.00	\$26.68	\$26.68	
313 282 31 00	1.00	SFD	1.00	1.00	1.00	\$26.68	\$26.68	
313 282 32 00	1.00	SFD	1.00	1.00	1.00	\$26.68	\$26.68	
313 282 33 00	1.00	SFD	1.00	1.00	1.00	\$26.68	\$26.68	

EXHIBIT C - Assessment Roll (Fiscal Year 2027)

Peñasquitos East Maintenance Assessment District

Parcel Number	Acres/ Units ⁽¹⁾	Land Use ⁽²⁾	Assessment Factors		Total EBU's	Unit Cost (\$/EBU)	FY 2027 ⁽⁴⁾ Assessment	Owner Name
			Land Use ⁽²⁾	Benefit ⁽³⁾				
313 282 34 00	1.00	SFD	1.00	1.00	1.00	\$26.68	\$26.68	
313 282 35 00	1.00	SFD	1.00	1.00	1.00	\$26.68	\$26.68	
313 282 36 00	1.00	SFD	1.00	1.00	1.00	\$26.68	\$26.68	
313 282 37 00	1.00	SFD	1.00	1.00	1.00	\$26.68	\$26.68	
313 282 38 00	1.00	SFD	1.00	1.00	1.00	\$26.68	\$26.68	
313 282 39 00	1.00	SFD	1.00	1.00	1.00	\$26.68	\$26.68	
313 282 40 00	1.00	SFD	1.00	1.00	1.00	\$26.68	\$26.68	
313 282 41 00	1.00	SFD	1.00	1.00	1.00	\$26.68	\$26.68	
313 282 42 00	1.00	SFD	1.00	1.00	1.00	\$26.68	\$26.68	
313 282 43 00	1.00	SFD	1.00	1.00	1.00	\$26.68	\$26.68	
313 282 44 00	1.00	SFD	1.00	1.00	1.00	\$26.68	\$26.68	
313 282 45 00	1.00	SFD	1.00	1.00	1.00	\$26.68	\$26.68	
313 282 46 00	1.00	SFD	1.00	1.00	1.00	\$26.68	\$26.68	
313 282 47 00	1.00	SFD	1.00	1.00	1.00	\$26.68	\$26.68	
313 282 48 00	1.00	SFD	1.00	1.00	1.00	\$26.68	\$26.68	
313 282 49 00	1.00	SFD	1.00	1.00	1.00	\$26.68	\$26.68	
313 282 50 00	1.00	SFD	1.00	1.00	1.00	\$26.68	\$26.68	
313 282 51 00	1.00	SFD	1.00	1.00	1.00	\$26.68	\$26.68	
313 283 01 00	1.00	SFD	1.00	1.00	1.00	\$26.68	\$26.68	
313 283 02 00	1.00	SFD	1.00	1.00	1.00	\$26.68	\$26.68	
313 283 03 00	1.00	SFD	1.00	1.00	1.00	\$26.68	\$26.68	
313 283 04 00	1.00	SFD	1.00	1.00	1.00	\$26.68	\$26.68	
313 283 05 00	1.00	SFD	1.00	1.00	1.00	\$26.68	\$26.68	
313 283 06 00	1.00	SFD	1.00	1.00	1.00	\$26.68	\$26.68	
313 283 07 00	1.00	SFD	1.00	1.00	1.00	\$26.68	\$26.68	
313 283 08 00	1.00	SFD	1.00	1.00	1.00	\$26.68	\$26.68	
313 283 09 00	1.00	SFD	1.00	1.00	1.00	\$26.68	\$26.68	
313 283 10 00	1.00	SFD	1.00	1.00	1.00	\$26.68	\$26.68	
313 283 11 00	1.00	SFD	1.00	1.00	1.00	\$26.68	\$26.68	
313 283 12 00	1.00	SFD	1.00	1.00	1.00	\$26.68	\$26.68	
313 283 13 00	1.00	SFD	1.00	1.00	1.00	\$26.68	\$26.68	
313 283 14 00	1.00	SFD	1.00	1.00	1.00	\$26.68	\$26.68	
313 283 15 00	1.00	SFD	1.00	1.00	1.00	\$26.68	\$26.68	
313 283 16 00	1.00	SFD	1.00	1.00	1.00	\$26.68	\$26.68	
313 283 17 00	1.00	SFD	1.00	1.00	1.00	\$26.68	\$26.68	
313 283 18 00	1.00	SFD	1.00	1.00	1.00	\$26.68	\$26.68	
313 283 19 00	1.00	SFD	1.00	1.00	1.00	\$26.68	\$26.68	
313 283 20 00	1.00	SFD	1.00	1.00	1.00	\$26.68	\$26.68	
313 283 21 00	1.00	SFD	1.00	1.00	1.00	\$26.68	\$26.68	
313 283 22 00	1.00	SFD	1.00	1.00	1.00	\$26.68	\$26.68	
313 283 23 00	1.00	SFD	1.00	1.00	1.00	\$26.68	\$26.68	
313 283 24 00	1.00	SFD	1.00	1.00	1.00	\$26.68	\$26.68	
313 283 25 00	1.00	SFD	1.00	1.00	1.00	\$26.68	\$26.68	
313 283 26 00	1.00	SFD	1.00	1.00	1.00	\$26.68	\$26.68	
313 283 27 00	1.00	SFD	1.00	1.00	1.00	\$26.68	\$26.68	
313 283 28 00	1.00	SFD	1.00	1.00	1.00	\$26.68	\$26.68	
313 283 29 00	1.00	SFD	1.00	1.00	1.00	\$26.68	\$26.68	
313 283 30 00	1.00	SFD	1.00	1.00	1.00	\$26.68	\$26.68	
313 283 31 00	1.00	SFD	1.00	1.00	1.00	\$26.68	\$26.68	
313 283 32 00	1.00	SFD	1.00	1.00	1.00	\$26.68	\$26.68	
313 283 33 00	1.00	SFD	1.00	1.00	1.00	\$26.68	\$26.68	
313 283 34 00	1.00	SFD	1.00	1.00	1.00	\$26.68	\$26.68	
313 283 35 00	1.00	SFD	1.00	1.00	1.00	\$26.68	\$26.68	

EXHIBIT C - Assessment Roll (Fiscal Year 2027)

Peñasquitos East Maintenance Assessment District

Parcel Number	Acres/ Units ⁽¹⁾	Land Use ⁽²⁾	Assessment Factors		Total EBUs	Unit Cost (\$/EBU)	FY 2027 ⁽⁴⁾ Assessment	Owner Name
			Land Use ⁽²⁾	Benefit ⁽³⁾				
313 283 36 00	1.00	SFD	1.00	1.00	1.00	\$26.68	\$26.68	
313 283 37 00	1.00	SFD	1.00	1.00	1.00	\$26.68	\$26.68	
313 291 01 00	1.00	SFD	1.00	1.00	1.00	\$26.68	\$26.68	
313 291 02 00	1.00	SFD	1.00	1.00	1.00	\$26.68	\$26.68	
313 291 03 00	1.00	SFD	1.00	1.00	1.00	\$26.68	\$26.68	
313 291 04 00	1.00	SFD	1.00	1.00	1.00	\$26.68	\$26.68	
313 291 05 00	1.00	SFD	1.00	1.00	1.00	\$26.68	\$26.68	
313 291 06 00	1.00	SFD	1.00	1.00	1.00	\$26.68	\$26.68	
313 291 07 00	1.00	SFD	1.00	1.00	1.00	\$26.68	\$26.68	
313 291 08 00	1.00	SFD	1.00	1.00	1.00	\$26.68	\$26.68	
313 291 09 00	1.00	SFD	1.00	1.00	1.00	\$26.68	\$26.68	
313 291 10 00	1.00	SFD	1.00	1.00	1.00	\$26.68	\$26.68	
313 291 11 00	1.00	SFD	1.00	1.00	1.00	\$26.68	\$26.68	
313 291 12 00	1.00	SFD	1.00	1.00	1.00	\$26.68	\$26.68	
313 291 13 00	1.00	SFD	1.00	1.00	1.00	\$26.68	\$26.68	
313 291 14 00	1.00	SFD	1.00	1.00	1.00	\$26.68	\$26.68	
313 291 15 00	1.00	SFD	1.00	1.00	1.00	\$26.68	\$26.68	
313 291 16 00	1.00	SFD	1.00	1.00	1.00	\$26.68	\$26.68	
313 291 17 00	1.00	SFD	1.00	1.00	1.00	\$26.68	\$26.68	
313 291 18 00	1.00	SFD	1.00	1.00	1.00	\$26.68	\$26.68	
313 291 19 00	1.00	SFD	1.00	1.00	1.00	\$26.68	\$26.68	
313 291 20 00	1.00	SFD	1.00	1.00	1.00	\$26.68	\$26.68	
313 291 21 00	1.00	SFD	1.00	1.00	1.00	\$26.68	\$26.68	
313 291 22 00	1.00	SFD	1.00	1.00	1.00	\$26.68	\$26.68	
313 291 23 00	1.00	SFD	1.00	1.00	1.00	\$26.68	\$26.68	
313 291 28 00	1.00	SFD	1.00	1.00	1.00	\$26.68	\$26.68	
313 291 29 00	1.00	SFD	1.00	1.00	1.00	\$26.68	\$26.68	
313 291 30 00	1.00	SFD	1.00	1.00	1.00	\$26.68	\$26.68	
313 291 33 00	1.00	SFD	1.00	1.00	1.00	\$26.68	\$26.68	
313 291 34 00	1.00	SFD	1.00	1.00	1.00	\$26.68	\$26.68	
313 291 35 00	1.00	SFD	1.00	1.00	1.00	\$26.68	\$26.68	
313 291 36 00	1.00	SFD	1.00	1.00	1.00	\$26.68	\$26.68	
313 291 37 00	1.00	SFD	1.00	1.00	1.00	\$26.68	\$26.68	
313 291 38 00	1.00	SFD	1.00	1.00	1.00	\$26.68	\$26.68	
313 291 39 00	1.00	SFD	1.00	1.00	1.00	\$26.68	\$26.68	
313 291 40 00	1.00	SFD	1.00	1.00	1.00	\$26.68	\$26.68	
313 291 41 00	1.00	SFD	1.00	1.00	1.00	\$26.68	\$26.68	
313 291 42 00	1.00	SFD	1.00	1.00	1.00	\$26.68	\$26.68	
313 291 43 00	1.00	SFD	1.00	1.00	1.00	\$26.68	\$26.68	
313 291 44 00	1.00	SFD	1.00	1.00	1.00	\$26.68	\$26.68	
313 291 45 00	1.00	SFD	1.00	1.00	1.00	\$26.68	\$26.68	
313 291 46 00	1.00	SFD	1.00	1.00	1.00	\$26.68	\$26.68	
313 291 47 00	1.00	SFD	1.00	1.00	1.00	\$26.68	\$26.68	
313 291 48 00	1.00	SFD	1.00	1.00	1.00	\$26.68	\$26.68	
313 291 49 00	1.00	SFD	1.00	1.00	1.00	\$26.68	\$26.68	
313 291 50 00	1.00	SFD	1.00	1.00	1.00	\$26.68	\$26.68	
313 291 51 00	1.00	SFD	1.00	1.00	1.00	\$26.68	\$26.68	
313 291 52 00	1.00	SFD	1.00	1.00	1.00	\$26.68	\$26.68	
313 291 53 00	1.00	SFD	1.00	1.00	1.00	\$26.68	\$26.68	
313 291 54 00	1.00	SFD	1.00	1.00	1.00	\$26.68	\$26.68	
313 291 55 00	1.00	SFD	1.00	1.00	1.00	\$26.68	\$26.68	
313 291 56 00	1.00	SFD	1.00	1.00	1.00	\$26.68	\$26.68	
313 291 57 00	1.00	SFD	1.00	1.00	1.00	\$26.68	\$26.68	

EXHIBIT C - Assessment Roll (Fiscal Year 2027)
Peñasquitos East Maintenance Assessment District

Parcel Number	Acres/ Units ⁽¹⁾	Land Use ⁽²⁾	Assessment Factors		Total EBU's	Unit Cost (\$/EBU)	FY 2027 ⁽⁴⁾ Assessment	Owner Name
			Land Use ⁽²⁾	Benefit ⁽³⁾				
313 291 58 00	1.00	SFD	1.00	1.00	1.00	\$26.68	\$26.68	
313 291 59 00	1.00	SFD	1.00	1.00	1.00	\$26.68	\$26.68	
313 291 60 00	1.00	SFD	1.00	1.00	1.00	\$26.68	\$26.68	
313 291 61 00	1.00	SFD	1.00	1.00	1.00	\$26.68	\$26.68	
313 291 62 00	1.00	SFD	1.00	1.00	1.00	\$26.68	\$26.68	
313 291 63 00	1.00	SFD	1.00	1.00	1.00	\$26.68	\$26.68	
313 291 64 00	1.00	SFD	1.00	1.00	1.00	\$26.68	\$26.68	
313 292 01 00	1.00	SFD	1.00	1.00	1.00	\$26.68	\$26.68	
313 292 02 00	1.00	SFD	1.00	1.00	1.00	\$26.68	\$26.68	
313 292 03 00	1.00	SFD	1.00	1.00	1.00	\$26.68	\$26.68	
313 292 04 00	1.00	SFD	1.00	1.00	1.00	\$26.68	\$26.68	
313 292 05 00	1.00	SFD	1.00	1.00	1.00	\$26.68	\$26.68	
313 292 06 00	1.00	SFD	1.00	1.00	1.00	\$26.68	\$26.68	
313 292 07 00	1.00	SFD	1.00	1.00	1.00	\$26.68	\$26.68	
313 292 08 00	1.00	SFD	1.00	1.00	1.00	\$26.68	\$26.68	
313 292 09 00	1.00	SFD	1.00	1.00	1.00	\$26.68	\$26.68	
313 292 10 00	1.00	SFD	1.00	1.00	1.00	\$26.68	\$26.68	
313 292 11 00	1.00	SFD	1.00	1.00	1.00	\$26.68	\$26.68	
313 292 12 00	1.00	SFD	1.00	1.00	1.00	\$26.68	\$26.68	
313 292 13 00	1.00	SFD	1.00	1.00	1.00	\$26.68	\$26.68	
313 292 14 00	1.00	SFD	1.00	1.00	1.00	\$26.68	\$26.68	
313 292 15 00	1.00	SFD	1.00	1.00	1.00	\$26.68	\$26.68	
313 292 16 00	1.00	SFD	1.00	1.00	1.00	\$26.68	\$26.68	
313 292 17 00	1.00	SFD	1.00	1.00	1.00	\$26.68	\$26.68	
313 292 18 00	1.00	SFD	1.00	1.00	1.00	\$26.68	\$26.68	
313 292 19 00	1.00	SFD	1.00	1.00	1.00	\$26.68	\$26.68	
313 292 20 00	1.00	SFD	1.00	1.00	1.00	\$26.68	\$26.68	
313 292 21 00	1.00	SFD	1.00	1.00	1.00	\$26.68	\$26.68	
313 292 22 00	1.00	SFD	1.00	1.00	1.00	\$26.68	\$26.68	
313 292 23 00	1.00	SFD	1.00	1.00	1.00	\$26.68	\$26.68	
313 292 24 00	1.00	SFD	1.00	1.00	1.00	\$26.68	\$26.68	
313 292 25 00	1.00	SFD	1.00	1.00	1.00	\$26.68	\$26.68	
313 292 26 00	1.00	SFD	1.00	1.00	1.00	\$26.68	\$26.68	
313 292 27 00	1.00	SFD	1.00	1.00	1.00	\$26.68	\$26.68	
313 292 28 00	1.00	SFD	1.00	1.00	1.00	\$26.68	\$26.68	
313 292 29 00	1.00	SFD	1.00	1.00	1.00	\$26.68	\$26.68	
313 292 30 00	1.00	SFD	1.00	1.00	1.00	\$26.68	\$26.68	
313 292 31 00	1.00	SFD	1.00	1.00	1.00	\$26.68	\$26.68	
313 292 32 00	1.00	SFD	1.00	1.00	1.00	\$26.68	\$26.68	
313 292 33 00	1.00	SFD	1.00	1.00	1.00	\$26.68	\$26.68	
313 292 34 00	1.00	SFD	1.00	1.00	1.00	\$26.68	\$26.68	
313 292 35 00	1.00	SFD	1.00	1.00	1.00	\$26.68	\$26.68	
313 292 36 00	1.00	SFD	1.00	1.00	1.00	\$26.68	\$26.68	
313 292 37 00	1.00	SFD	1.00	1.00	1.00	\$26.68	\$26.68	
313 292 38 00	1.00	SFD	1.00	1.00	1.00	\$26.68	\$26.68	
313 292 39 00	1.00	SFD	1.00	1.00	1.00	\$26.68	\$26.68	
313 292 40 00	1.00	SFD	1.00	1.00	1.00	\$26.68	\$26.68	
313 292 41 00	1.00	SFD	1.00	1.00	1.00	\$26.68	\$26.68	
313 292 42 00	1.00	SFD	1.00	1.00	1.00	\$26.68	\$26.68	
313 292 43 00	1.00	SFD	1.00	1.00	1.00	\$26.68	\$26.68	
313 292 44 00	1.00	SFD	1.00	1.00	1.00	\$26.68	\$26.68	
313 292 45 00	1.00	SFD	1.00	1.00	1.00	\$26.68	\$26.68	
313 292 46 00	1.00	SFD	1.00	1.00	1.00	\$26.68	\$26.68	

EXHIBIT C - Assessment Roll (Fiscal Year 2027)
Peñasquitos East Maintenance Assessment District

Parcel Number	Acres/ Units ⁽¹⁾	Land Use ⁽²⁾	Assessment Factors		Total EBUs	Unit Cost (\$/EBU)	FY 2027 ⁽⁴⁾ Assessment	Owner Name
			Land Use ⁽²⁾	Benefit ⁽³⁾				
313 292 47 00	1.00	SFD	1.00	1.00	1.00	\$26.68	\$26.68	
313 292 48 00	1.00	SFD	1.00	1.00	1.00	\$26.68	\$26.68	
313 292 49 00	1.00	SFD	1.00	1.00	1.00	\$26.68	\$26.68	
313 292 50 00	1.00	SFD	1.00	1.00	1.00	\$26.68	\$26.68	
313 292 51 00	1.00	SFD	1.00	1.00	1.00	\$26.68	\$26.68	
313 292 52 00	1.00	SFD	1.00	1.00	1.00	\$26.68	\$26.68	
313 292 53 00	1.00	SFD	1.00	1.00	1.00	\$26.68	\$26.68	
313 292 54 00	1.00	SFD	1.00	1.00	1.00	\$26.68	\$26.68	
313 292 55 00	1.00	SFD	1.00	1.00	1.00	\$26.68	\$26.68	
313 292 56 00	1.00	SFD	1.00	1.00	1.00	\$26.68	\$26.68	
313 292 57 00	1.00	SFD	1.00	1.00	1.00	\$26.68	\$26.68	
313 292 58 00	1.00	SFD	1.00	1.00	1.00	\$26.68	\$26.68	
313 292 59 00	1.00	SFD	1.00	1.00	1.00	\$26.68	\$26.68	
313 292 60 00	1.00	SFD	1.00	1.00	1.00	\$26.68	\$26.68	
313 810 01 00	2.67	STR	0.00	0.30	0.00	\$26.68	\$0.00	
313 810 02 00	1.44	STR	0.00	0.30	0.00	\$26.68	\$0.00	
313 810 03 00	3.28	STR	0.00	0.30	0.00	\$26.68	\$0.00	
313 810 04 00	0.10	OSP	0.00	0.30	0.00	\$26.68	\$0.00	
313 810 05 00	47.68	OSP	0.00	0.30	0.00	\$26.68	\$0.00	
313 810 06 00	7.33	OSP	0.00	0.30	0.00	\$26.68	\$0.00	
313 810 07 00	0.05	OSP	0.00	0.30	0.00	\$26.68	\$0.00	
313 810 08 00	1.96	UTL	3.00	0.30	1.76	\$26.68	\$47.06	
313 810 09 00	0.12	STR	0.00	0.30	0.00	\$26.68	\$0.00	
313 810 10 00	1.41	STR	0.00	0.30	0.00	\$26.68	\$0.00	
313 811 01 00	5.17	STR	0.00	0.30	0.00	\$26.68	\$0.00	
313 811 02 00	73.13	OSP	0.00	0.30	0.00	\$26.68	\$0.00	
315 020 40 00	16.16	OSP	0.00	0.30	0.00	\$26.68	\$0.00	
315 020 56 00	21.70	OSP	0.00	0.30	0.00	\$26.68	\$0.00	
315 020 57 00	1.07	OSP	0.00	0.30	0.00	\$26.68	\$0.00	
315 020 58 00	15.40	OSP	0.00	0.30	0.00	\$26.68	\$0.00	
315 020 59 00	4.70	OSP	0.00	0.30	0.00	\$26.68	\$0.00	
315 020 60 01	1.00	CND	0.70	1.00	0.70	\$26.68	\$18.68	
315 020 60 02	1.00	CND	0.70	1.00	0.70	\$26.68	\$18.68	
315 020 60 03	1.00	CND	0.70	1.00	0.70	\$26.68	\$18.68	
315 020 60 04	1.00	CND	0.70	1.00	0.70	\$26.68	\$18.68	
315 020 60 05	1.00	CND	0.70	1.00	0.70	\$26.68	\$18.68	
315 020 60 06	1.00	CND	0.70	1.00	0.70	\$26.68	\$18.68	
315 020 60 07	1.00	CND	0.70	1.00	0.70	\$26.68	\$18.68	
315 020 60 08	1.00	CND	0.70	1.00	0.70	\$26.68	\$18.68	
315 020 60 09	1.00	CND	0.70	1.00	0.70	\$26.68	\$18.68	
315 020 60 10	1.00	CND	0.70	1.00	0.70	\$26.68	\$18.68	
315 020 60 11	1.00	CND	0.70	1.00	0.70	\$26.68	\$18.68	
315 020 60 12	1.00	CND	0.70	1.00	0.70	\$26.68	\$18.68	
315 020 60 13	1.00	CND	0.70	1.00	0.70	\$26.68	\$18.68	
315 020 60 14	1.00	CND	0.70	1.00	0.70	\$26.68	\$18.68	
315 020 60 15	1.00	CND	0.70	1.00	0.70	\$26.68	\$18.68	
315 020 60 16	1.00	CND	0.70	1.00	0.70	\$26.68	\$18.68	
315 020 60 17	1.00	CND	0.70	1.00	0.70	\$26.68	\$18.68	
315 020 60 18	1.00	CND	0.70	1.00	0.70	\$26.68	\$18.68	
315 020 60 19	1.00	CND	0.70	1.00	0.70	\$26.68	\$18.68	
315 020 60 20	1.00	CND	0.70	1.00	0.70	\$26.68	\$18.68	
315 020 60 21	1.00	CND	0.70	1.00	0.70	\$26.68	\$18.68	
315 020 60 22	1.00	CND	0.70	1.00	0.70	\$26.68	\$18.68	

EXHIBIT C - Assessment Roll (Fiscal Year 2027)

Peñasquitos East Maintenance Assessment District

Parcel Number	Acres/ Units ⁽¹⁾	Land Use ⁽²⁾	Assessment Factors		Total EBU's	Unit Cost (\$/EBU)	FY 2027 ⁽⁴⁾ Assessment	Owner Name
			Land Use ⁽²⁾	Benefit ⁽³⁾				
315 020 60 23	1.00	CND	0.70	1.00	0.70	\$26.68	\$18.68	
315 020 60 24	1.00	CND	0.70	1.00	0.70	\$26.68	\$18.68	
315 020 60 25	1.00	CND	0.70	1.00	0.70	\$26.68	\$18.68	
315 020 60 26	1.00	CND	0.70	1.00	0.70	\$26.68	\$18.68	
315 020 60 27	1.00	CND	0.70	1.00	0.70	\$26.68	\$18.68	
315 020 60 28	1.00	CND	0.70	1.00	0.70	\$26.68	\$18.68	
315 020 60 29	1.00	CND	0.70	1.00	0.70	\$26.68	\$18.68	
315 020 60 30	1.00	CND	0.70	1.00	0.70	\$26.68	\$18.68	
315 020 60 31	1.00	CND	0.70	1.00	0.70	\$26.68	\$18.68	
315 020 60 32	1.00	CND	0.70	1.00	0.70	\$26.68	\$18.68	
315 020 60 33	1.00	CND	0.70	1.00	0.70	\$26.68	\$18.68	
315 020 60 34	1.00	CND	0.70	1.00	0.70	\$26.68	\$18.68	
315 020 60 35	1.00	CND	0.70	1.00	0.70	\$26.68	\$18.68	
315 020 60 36	1.00	CND	0.70	1.00	0.70	\$26.68	\$18.68	
315 020 60 37	1.00	CND	0.70	1.00	0.70	\$26.68	\$18.68	
315 020 60 38	1.00	CND	0.70	1.00	0.70	\$26.68	\$18.68	
315 020 60 39	1.00	CND	0.70	1.00	0.70	\$26.68	\$18.68	
315 020 60 40	1.00	CND	0.70	1.00	0.70	\$26.68	\$18.68	
315 020 60 41	1.00	CND	0.70	1.00	0.70	\$26.68	\$18.68	
315 020 60 42	1.00	CND	0.70	1.00	0.70	\$26.68	\$18.68	
315 020 60 43	1.00	CND	0.70	1.00	0.70	\$26.68	\$18.68	
315 020 60 44	1.00	CND	0.70	1.00	0.70	\$26.68	\$18.68	
315 020 60 45	1.00	CND	0.70	1.00	0.70	\$26.68	\$18.68	
315 020 60 46	1.00	CND	0.70	1.00	0.70	\$26.68	\$18.68	
315 020 60 47	1.00	CND	0.70	1.00	0.70	\$26.68	\$18.68	
315 020 60 48	1.00	CND	0.70	1.00	0.70	\$26.68	\$18.68	
315 020 60 49	1.00	CND	0.70	1.00	0.70	\$26.68	\$18.68	
315 020 60 50	1.00	CND	0.70	1.00	0.70	\$26.68	\$18.68	
315 020 60 51	1.00	CND	0.70	1.00	0.70	\$26.68	\$18.68	
315 020 60 52	1.00	CND	0.70	1.00	0.70	\$26.68	\$18.68	
315 020 60 53	1.00	CND	0.70	1.00	0.70	\$26.68	\$18.68	
315 020 60 54	1.00	CND	0.70	1.00	0.70	\$26.68	\$18.68	
315 020 60 55	1.00	CND	0.70	1.00	0.70	\$26.68	\$18.68	
315 020 61 00	10.29	OSP	0.00	0.30	0.00	\$26.68	\$0.00	
315 020 62 00	0.00	PKU	0.50	0.30	0.00	\$26.68	\$0.00	
315 020 63 00	4.75	STR	0.00	0.30	0.00	\$26.68	\$0.00	
315 050 01 00	1.00	SFD	1.00	1.00	1.00	\$26.68	\$26.68	
315 050 02 00	1.00	SFD	1.00	1.00	1.00	\$26.68	\$26.68	
315 050 03 00	1.00	SFD	1.00	1.00	1.00	\$26.68	\$26.68	
315 050 04 00	1.00	SFD	1.00	1.00	1.00	\$26.68	\$26.68	
315 050 05 00	1.00	SFD	1.00	1.00	1.00	\$26.68	\$26.68	
315 050 06 00	1.00	SFD	1.00	1.00	1.00	\$26.68	\$26.68	
315 050 07 00	1.00	SFD	1.00	1.00	1.00	\$26.68	\$26.68	
315 050 08 00	1.00	SFD	1.00	1.00	1.00	\$26.68	\$26.68	
315 050 09 00	1.00	SFD	1.00	1.00	1.00	\$26.68	\$26.68	
315 050 10 00	1.00	SFD	1.00	1.00	1.00	\$26.68	\$26.68	
315 050 11 00	1.00	SFD	1.00	1.00	1.00	\$26.68	\$26.68	
315 050 12 00	1.00	SFD	1.00	1.00	1.00	\$26.68	\$26.68	
315 050 13 00	1.00	SFD	1.00	1.00	1.00	\$26.68	\$26.68	
315 050 14 00	1.00	SFD	1.00	1.00	1.00	\$26.68	\$26.68	
315 050 15 00	1.00	SFD	1.00	1.00	1.00	\$26.68	\$26.68	
315 050 16 00	1.00	SFD	1.00	1.00	1.00	\$26.68	\$26.68	
315 050 17 00	1.00	SFD	1.00	1.00	1.00	\$26.68	\$26.68	

EXHIBIT C - Assessment Roll (Fiscal Year 2027)

Peñasquitos East Maintenance Assessment District

Parcel Number	Acres/ Units ⁽¹⁾	Land Use ⁽²⁾	Assessment Factors		Total EBU's	Unit Cost (\$/EBU)	FY 2027 ⁽⁴⁾ Assessment	Owner Name
			Land Use ⁽²⁾	Benefit ⁽³⁾				
315 050 18 00	1.00	SFD	1.00	1.00	1.00	\$26.68	\$26.68	
315 050 19 00	1.00	SFD	1.00	1.00	1.00	\$26.68	\$26.68	
315 050 20 00	1.00	SFD	1.00	1.00	1.00	\$26.68	\$26.68	
315 050 21 00	1.00	SFD	1.00	1.00	1.00	\$26.68	\$26.68	
315 050 22 00	1.00	SFD	1.00	1.00	1.00	\$26.68	\$26.68	
315 050 23 00	1.00	SFD	1.00	1.00	1.00	\$26.68	\$26.68	
315 050 24 00	1.00	SFD	1.00	1.00	1.00	\$26.68	\$26.68	
315 050 25 00	1.00	SFD	1.00	1.00	1.00	\$26.68	\$26.68	
315 050 26 00	1.00	SFD	1.00	1.00	1.00	\$26.68	\$26.68	
315 050 27 00	1.00	SFD	1.00	1.00	1.00	\$26.68	\$26.68	
315 050 28 00	1.00	SFD	1.00	1.00	1.00	\$26.68	\$26.68	
315 050 29 00	1.00	SFD	1.00	1.00	1.00	\$26.68	\$26.68	
315 050 30 00	1.00	SFD	1.00	1.00	1.00	\$26.68	\$26.68	
315 050 31 00	1.00	SFD	1.00	1.00	1.00	\$26.68	\$26.68	
315 050 32 00	1.00	SFD	1.00	1.00	1.00	\$26.68	\$26.68	
315 050 33 00	1.00	SFD	1.00	1.00	1.00	\$26.68	\$26.68	
315 050 34 00	1.00	SFD	1.00	1.00	1.00	\$26.68	\$26.68	
315 050 35 00	1.00	SFD	1.00	1.00	1.00	\$26.68	\$26.68	
315 050 36 00	1.00	SFD	1.00	1.00	1.00	\$26.68	\$26.68	
315 050 37 00	1.00	SFD	1.00	1.00	1.00	\$26.68	\$26.68	
315 050 38 00	1.00	SFD	1.00	1.00	1.00	\$26.68	\$26.68	
315 050 39 00	1.00	SFD	1.00	1.00	1.00	\$26.68	\$26.68	
315 050 40 00	1.00	SFD	1.00	1.00	1.00	\$26.68	\$26.68	
315 050 41 00	1.00	SFD	1.00	1.00	1.00	\$26.68	\$26.68	
315 050 42 00	1.00	SFD	1.00	1.00	1.00	\$26.68	\$26.68	
315 050 43 00	1.00	SFD	1.00	1.00	1.00	\$26.68	\$26.68	
315 050 44 00	1.00	SFD	1.00	1.00	1.00	\$26.68	\$26.68	
315 050 45 00	1.00	SFD	1.00	1.00	1.00	\$26.68	\$26.68	
315 050 46 00	1.00	SFD	1.00	1.00	1.00	\$26.68	\$26.68	
315 050 47 00	1.00	SFD	1.00	1.00	1.00	\$26.68	\$26.68	
315 050 48 00	1.00	SFD	1.00	1.00	1.00	\$26.68	\$26.68	
315 050 49 00	1.00	SFD	1.00	1.00	1.00	\$26.68	\$26.68	
315 050 50 00	1.00	SFD	1.00	1.00	1.00	\$26.68	\$26.68	
315 051 01 00	1.00	SFD	1.00	1.00	1.00	\$26.68	\$26.68	
315 051 02 00	1.00	SFD	1.00	1.00	1.00	\$26.68	\$26.68	
315 051 03 00	1.00	SFD	1.00	1.00	1.00	\$26.68	\$26.68	
315 051 04 00	1.00	SFD	1.00	1.00	1.00	\$26.68	\$26.68	
315 051 05 00	1.00	SFD	1.00	1.00	1.00	\$26.68	\$26.68	
315 051 06 00	1.00	SFD	1.00	1.00	1.00	\$26.68	\$26.68	
315 051 07 00	1.00	SFD	1.00	1.00	1.00	\$26.68	\$26.68	
315 051 08 00	1.00	SFD	1.00	1.00	1.00	\$26.68	\$26.68	
315 051 09 00	1.00	SFD	1.00	1.00	1.00	\$26.68	\$26.68	
315 051 10 00	1.00	SFD	1.00	1.00	1.00	\$26.68	\$26.68	
315 051 11 00	1.00	SFD	1.00	1.00	1.00	\$26.68	\$26.68	
315 051 12 00	1.00	SFD	1.00	1.00	1.00	\$26.68	\$26.68	
315 051 13 00	1.00	SFD	1.00	1.00	1.00	\$26.68	\$26.68	
315 051 14 00	1.00	SFD	1.00	1.00	1.00	\$26.68	\$26.68	
315 051 15 00	1.00	SFD	1.00	1.00	1.00	\$26.68	\$26.68	
315 051 16 00	1.00	SFD	1.00	1.00	1.00	\$26.68	\$26.68	
315 051 17 00	1.00	SFD	1.00	1.00	1.00	\$26.68	\$26.68	
315 051 18 00	1.00	SFD	1.00	1.00	1.00	\$26.68	\$26.68	
315 051 19 00	1.00	SFD	1.00	1.00	1.00	\$26.68	\$26.68	
315 051 20 00	1.00	SFD	1.00	1.00	1.00	\$26.68	\$26.68	

EXHIBIT C - Assessment Roll (Fiscal Year 2027)

Peñasquitos East Maintenance Assessment District

Parcel Number	Acres/ Units ⁽¹⁾	Land Use ⁽²⁾	Assessment Factors		Total EBU	Unit Cost (\$/EBU)	FY 2027 ⁽⁴⁾ Assessment	Owner Name
			Land Use ⁽²⁾	Benefit ⁽³⁾				
315 051 21 00	1.00	SFD	1.00	1.00	1.00	\$26.68	\$26.68	
315 051 22 00	1.00	SFD	1.00	1.00	1.00	\$26.68	\$26.68	
315 051 23 00	1.00	SFD	1.00	1.00	1.00	\$26.68	\$26.68	
315 051 24 00	1.00	SFD	1.00	1.00	1.00	\$26.68	\$26.68	
315 052 01 00	1.00	SFD	1.00	1.00	1.00	\$26.68	\$26.68	
315 052 02 00	1.00	SFD	1.00	1.00	1.00	\$26.68	\$26.68	
315 052 03 00	1.00	SFD	1.00	1.00	1.00	\$26.68	\$26.68	
315 052 04 00	1.00	SFD	1.00	1.00	1.00	\$26.68	\$26.68	
315 052 05 00	1.00	SFD	1.00	1.00	1.00	\$26.68	\$26.68	
315 052 06 00	1.00	SFD	1.00	1.00	1.00	\$26.68	\$26.68	
315 052 07 00	1.00	SFD	1.00	1.00	1.00	\$26.68	\$26.68	
315 052 08 00	1.00	SFD	1.00	1.00	1.00	\$26.68	\$26.68	
315 052 09 00	1.00	SFD	1.00	1.00	1.00	\$26.68	\$26.68	
315 052 10 00	1.00	SFD	1.00	1.00	1.00	\$26.68	\$26.68	
315 052 11 00	1.00	SFD	1.00	1.00	1.00	\$26.68	\$26.68	
315 052 12 00	1.00	SFD	1.00	1.00	1.00	\$26.68	\$26.68	
315 052 13 00	1.00	SFD	1.00	1.00	1.00	\$26.68	\$26.68	
315 052 14 00	1.00	SFD	1.00	1.00	1.00	\$26.68	\$26.68	
315 052 15 00	1.00	SFD	1.00	1.00	1.00	\$26.68	\$26.68	
315 052 16 00	1.00	SFD	1.00	1.00	1.00	\$26.68	\$26.68	
315 052 17 00	1.00	SFD	1.00	1.00	1.00	\$26.68	\$26.68	
315 052 18 00	1.00	SFD	1.00	1.00	1.00	\$26.68	\$26.68	
315 052 19 00	1.00	SFD	1.00	1.00	1.00	\$26.68	\$26.68	
315 052 20 00	1.00	SFD	1.00	1.00	1.00	\$26.68	\$26.68	
315 052 21 00	1.00	SFD	1.00	1.00	1.00	\$26.68	\$26.68	
315 052 22 00	1.00	SFD	1.00	1.00	1.00	\$26.68	\$26.68	
315 052 23 00	1.00	SFD	1.00	1.00	1.00	\$26.68	\$26.68	
315 052 24 00	1.00	SFD	1.00	1.00	1.00	\$26.68	\$26.68	
315 053 01 00	1.00	SFD	1.00	1.00	1.00	\$26.68	\$26.68	
315 053 02 00	1.00	SFD	1.00	1.00	1.00	\$26.68	\$26.68	
315 053 03 00	1.00	SFD	1.00	1.00	1.00	\$26.68	\$26.68	
315 053 04 00	1.00	SFD	1.00	1.00	1.00	\$26.68	\$26.68	
315 053 05 00	1.00	SFD	1.00	1.00	1.00	\$26.68	\$26.68	
315 053 06 00	1.00	SFD	1.00	1.00	1.00	\$26.68	\$26.68	
315 053 07 00	1.00	SFD	1.00	1.00	1.00	\$26.68	\$26.68	
315 053 08 00	1.00	SFD	1.00	1.00	1.00	\$26.68	\$26.68	
315 053 09 00	1.00	SFD	1.00	1.00	1.00	\$26.68	\$26.68	
315 053 10 00	1.00	SFD	1.00	1.00	1.00	\$26.68	\$26.68	
315 053 11 00	1.00	SFD	1.00	1.00	1.00	\$26.68	\$26.68	
315 053 12 00	1.00	SFD	1.00	1.00	1.00	\$26.68	\$26.68	
315 053 13 00	1.00	SFD	1.00	1.00	1.00	\$26.68	\$26.68	
315 053 14 00	1.00	SFD	1.00	1.00	1.00	\$26.68	\$26.68	
315 053 15 00	1.00	SFD	1.00	1.00	1.00	\$26.68	\$26.68	
315 053 16 00	1.00	SFD	1.00	1.00	1.00	\$26.68	\$26.68	
315 053 17 00	1.00	SFD	1.00	1.00	1.00	\$26.68	\$26.68	
315 060 01 00	1.00	SFD	1.00	1.00	1.00	\$26.68	\$26.68	
315 060 02 00	1.00	SFD	1.00	1.00	1.00	\$26.68	\$26.68	
315 060 03 00	1.00	SFD	1.00	1.00	1.00	\$26.68	\$26.68	
315 060 04 00	1.00	SFD	1.00	1.00	1.00	\$26.68	\$26.68	
315 060 05 00	1.00	SFD	1.00	1.00	1.00	\$26.68	\$26.68	
315 060 06 00	1.00	SFD	1.00	1.00	1.00	\$26.68	\$26.68	
315 060 07 00	1.00	SFD	1.00	1.00	1.00	\$26.68	\$26.68	
315 060 08 00	1.00	SFD	1.00	1.00	1.00	\$26.68	\$26.68	

EXHIBIT C - Assessment Roll (Fiscal Year 2027)

Peñasquitos East Maintenance Assessment District

Parcel Number	Acres/ Units ⁽¹⁾	Land Use ⁽²⁾	Assessment Factors		Total EBU's	Unit Cost (\$/EBU)	FY 2027 ⁽⁴⁾ Assessment	Owner Name
			Land Use ⁽²⁾	Benefit ⁽³⁾				
315 060 09 00	1.00	SFD	1.00	1.00	1.00	\$26.68	\$26.68	
315 060 10 00	1.00	SFD	1.00	1.00	1.00	\$26.68	\$26.68	
315 060 11 00	1.00	SFD	1.00	1.00	1.00	\$26.68	\$26.68	
315 060 12 00	1.00	SFD	1.00	1.00	1.00	\$26.68	\$26.68	
315 060 13 00	1.00	SFD	1.00	1.00	1.00	\$26.68	\$26.68	
315 060 14 00	1.00	SFD	1.00	1.00	1.00	\$26.68	\$26.68	
315 060 15 00	1.00	SFD	1.00	1.00	1.00	\$26.68	\$26.68	
315 060 16 00	1.00	SFD	1.00	1.00	1.00	\$26.68	\$26.68	
315 060 17 00	1.00	SFD	1.00	1.00	1.00	\$26.68	\$26.68	
315 060 18 00	1.00	SFD	1.00	1.00	1.00	\$26.68	\$26.68	
315 060 19 00	1.00	SFD	1.00	1.00	1.00	\$26.68	\$26.68	
315 060 20 00	1.00	SFD	1.00	1.00	1.00	\$26.68	\$26.68	
315 060 21 00	1.00	SFD	1.00	1.00	1.00	\$26.68	\$26.68	
315 060 22 00	1.00	SFD	1.00	1.00	1.00	\$26.68	\$26.68	
315 060 23 00	1.00	SFD	1.00	1.00	1.00	\$26.68	\$26.68	
315 060 24 00	1.00	SFD	1.00	1.00	1.00	\$26.68	\$26.68	
315 060 25 00	1.00	SFD	1.00	1.00	1.00	\$26.68	\$26.68	
315 060 26 00	1.00	SFD	1.00	1.00	1.00	\$26.68	\$26.68	
315 060 27 00	1.00	SFD	1.00	1.00	1.00	\$26.68	\$26.68	
315 060 28 00	1.00	SFD	1.00	1.00	1.00	\$26.68	\$26.68	
315 060 29 00	1.00	SFD	1.00	1.00	1.00	\$26.68	\$26.68	
315 060 30 00	1.00	SFD	1.00	1.00	1.00	\$26.68	\$26.68	
315 060 31 00	1.00	SFD	1.00	1.00	1.00	\$26.68	\$26.68	
315 060 32 00	1.00	SFD	1.00	1.00	1.00	\$26.68	\$26.68	
315 060 33 00	1.00	SFD	1.00	1.00	1.00	\$26.68	\$26.68	
315 060 34 00	1.00	SFD	1.00	1.00	1.00	\$26.68	\$26.68	
315 060 35 00	1.00	SFD	1.00	1.00	1.00	\$26.68	\$26.68	
315 060 36 00	1.00	SFD	1.00	1.00	1.00	\$26.68	\$26.68	
315 060 37 00	1.00	SFD	1.00	1.00	1.00	\$26.68	\$26.68	
315 061 01 00	1.00	SFD	1.00	1.00	1.00	\$26.68	\$26.68	
315 061 02 00	1.00	SFD	1.00	1.00	1.00	\$26.68	\$26.68	
315 061 03 00	1.00	SFD	1.00	1.00	1.00	\$26.68	\$26.68	
315 061 04 00	1.00	SFD	1.00	1.00	1.00	\$26.68	\$26.68	
315 061 05 00	1.00	SFD	1.00	1.00	1.00	\$26.68	\$26.68	
315 061 06 00	1.00	SFD	1.00	1.00	1.00	\$26.68	\$26.68	
315 061 07 00	1.00	SFD	1.00	1.00	1.00	\$26.68	\$26.68	
315 061 08 00	1.00	SFD	1.00	1.00	1.00	\$26.68	\$26.68	
315 061 09 00	1.00	SFD	1.00	1.00	1.00	\$26.68	\$26.68	
315 061 10 00	1.00	SFD	1.00	1.00	1.00	\$26.68	\$26.68	
315 061 11 00	1.00	SFD	1.00	1.00	1.00	\$26.68	\$26.68	
315 061 12 00	1.00	SFD	1.00	1.00	1.00	\$26.68	\$26.68	
315 061 13 00	1.00	SFD	1.00	1.00	1.00	\$26.68	\$26.68	
315 061 14 00	1.00	SFD	1.00	1.00	1.00	\$26.68	\$26.68	
315 061 15 00	1.00	SFD	1.00	1.00	1.00	\$26.68	\$26.68	
315 061 16 00	1.00	SFD	1.00	1.00	1.00	\$26.68	\$26.68	
315 062 01 00	1.00	SFD	1.00	1.00	1.00	\$26.68	\$26.68	
315 062 02 00	1.00	SFD	1.00	1.00	1.00	\$26.68	\$26.68	
315 062 03 00	1.00	SFD	1.00	1.00	1.00	\$26.68	\$26.68	
315 062 04 00	1.00	SFD	1.00	1.00	1.00	\$26.68	\$26.68	
315 062 05 00	1.00	SFD	1.00	1.00	1.00	\$26.68	\$26.68	
315 062 06 00	1.00	SFD	1.00	1.00	1.00	\$26.68	\$26.68	
315 062 07 00	1.00	SFD	1.00	1.00	1.00	\$26.68	\$26.68	
315 062 08 00	1.00	SFD	1.00	1.00	1.00	\$26.68	\$26.68	

EXHIBIT C - Assessment Roll (Fiscal Year 2027)

Peñasquitos East Maintenance Assessment District

Parcel Number	Acres/ Units ⁽¹⁾	Land Use ⁽²⁾	Assessment Factors		Total EBU's	Unit Cost (\$/EBU)	FY 2027 ⁽⁴⁾ Assessment	Owner Name
			Land Use ⁽²⁾	Benefit ⁽³⁾				
315 062 09 00	1.00	SFD	1.00	1.00	1.00	\$26.68	\$26.68	
315 062 10 00	1.00	SFD	1.00	1.00	1.00	\$26.68	\$26.68	
315 062 11 00	1.00	SFD	1.00	1.00	1.00	\$26.68	\$26.68	
315 062 12 00	1.00	SFD	1.00	1.00	1.00	\$26.68	\$26.68	
315 062 13 00	1.00	SFD	1.00	1.00	1.00	\$26.68	\$26.68	
315 062 14 00	1.00	SFD	1.00	1.00	1.00	\$26.68	\$26.68	
315 062 15 00	1.00	SFD	1.00	1.00	1.00	\$26.68	\$26.68	
315 062 16 00	1.00	SFD	1.00	1.00	1.00	\$26.68	\$26.68	
315 063 01 00	1.00	SFD	1.00	1.00	1.00	\$26.68	\$26.68	
315 063 02 00	1.00	SFD	1.00	1.00	1.00	\$26.68	\$26.68	
315 063 03 00	1.00	SFD	1.00	1.00	1.00	\$26.68	\$26.68	
315 063 04 00	1.00	SFD	1.00	1.00	1.00	\$26.68	\$26.68	
315 063 05 00	1.00	SFD	1.00	1.00	1.00	\$26.68	\$26.68	
315 064 01 00	1.00	SFD	1.00	1.00	1.00	\$26.68	\$26.68	
315 064 02 00	1.00	SFD	1.00	1.00	1.00	\$26.68	\$26.68	
315 064 03 00	1.00	SFD	1.00	1.00	1.00	\$26.68	\$26.68	
315 064 04 00	1.00	SFD	1.00	1.00	1.00	\$26.68	\$26.68	
315 064 05 00	1.00	SFD	1.00	1.00	1.00	\$26.68	\$26.68	
315 064 06 00	1.00	SFD	1.00	1.00	1.00	\$26.68	\$26.68	
315 064 07 00	1.00	SFD	1.00	1.00	1.00	\$26.68	\$26.68	
315 064 08 00	1.00	SFD	1.00	1.00	1.00	\$26.68	\$26.68	
315 064 10 00	1.00	SFD	1.00	1.00	1.00	\$26.68	\$26.68	
315 064 11 00	1.00	SFD	1.00	1.00	1.00	\$26.68	\$26.68	
315 064 12 00	1.00	SFD	1.00	1.00	1.00	\$26.68	\$26.68	
315 064 13 00	1.00	SFD	1.00	1.00	1.00	\$26.68	\$26.68	
315 070 08 01	1.00	CND	0.70	1.00	0.70	\$26.68	\$18.68	
315 070 08 02	1.00	CND	0.70	1.00	0.70	\$26.68	\$18.68	
315 070 08 03	1.00	CND	0.70	1.00	0.70	\$26.68	\$18.68	
315 070 08 04	1.00	CND	0.70	1.00	0.70	\$26.68	\$18.68	
315 070 08 05	1.00	CND	0.70	1.00	0.70	\$26.68	\$18.68	
315 070 08 06	1.00	CND	0.70	1.00	0.70	\$26.68	\$18.68	
315 070 08 07	1.00	CND	0.70	1.00	0.70	\$26.68	\$18.68	
315 070 08 08	1.00	CND	0.70	1.00	0.70	\$26.68	\$18.68	
315 070 08 09	1.00	CND	0.70	1.00	0.70	\$26.68	\$18.68	
315 070 08 10	1.00	CND	0.70	1.00	0.70	\$26.68	\$18.68	
315 070 08 11	1.00	CND	0.70	1.00	0.70	\$26.68	\$18.68	
315 070 08 12	1.00	CND	0.70	1.00	0.70	\$26.68	\$18.68	
315 070 08 13	1.00	CND	0.70	1.00	0.70	\$26.68	\$18.68	
315 070 08 14	1.00	CND	0.70	1.00	0.70	\$26.68	\$18.68	
315 070 08 15	1.00	CND	0.70	1.00	0.70	\$26.68	\$18.68	
315 070 08 16	1.00	CND	0.70	1.00	0.70	\$26.68	\$18.68	
315 070 08 17	1.00	CND	0.70	1.00	0.70	\$26.68	\$18.68	
315 070 08 18	1.00	CND	0.70	1.00	0.70	\$26.68	\$18.68	
315 070 08 19	1.00	CND	0.70	1.00	0.70	\$26.68	\$18.68	
315 070 08 20	1.00	CND	0.70	1.00	0.70	\$26.68	\$18.68	
315 070 08 21	1.00	CND	0.70	1.00	0.70	\$26.68	\$18.68	
315 070 08 22	1.00	CND	0.70	1.00	0.70	\$26.68	\$18.68	
315 070 08 23	1.00	CND	0.70	1.00	0.70	\$26.68	\$18.68	
315 070 08 24	1.00	CND	0.70	1.00	0.70	\$26.68	\$18.68	
315 070 08 25	1.00	CND	0.70	1.00	0.70	\$26.68	\$18.68	
315 070 08 26	1.00	CND	0.70	1.00	0.70	\$26.68	\$18.68	
315 070 08 27	1.00	CND	0.70	1.00	0.70	\$26.68	\$18.68	
315 070 08 28	1.00	CND	0.70	1.00	0.70	\$26.68	\$18.68	

EXHIBIT C - Assessment Roll (Fiscal Year 2027)
Peñasquitos East Maintenance Assessment District

Parcel Number	Acres/ Units ⁽¹⁾	Land Use ⁽²⁾	Assessment Factors		Total EBU's	Unit Cost (\$/EBU)	FY 2027 ⁽⁴⁾ Assessment	Owner Name
			Land Use ⁽²⁾	Benefit ⁽³⁾				
315 070 08 29	1.00	CND	0.70	1.00	0.70	\$26.68	\$18.68	
315 070 08 30	1.00	CND	0.70	1.00	0.70	\$26.68	\$18.68	
315 070 08 31	1.00	CND	0.70	1.00	0.70	\$26.68	\$18.68	
315 070 08 32	1.00	CND	0.70	1.00	0.70	\$26.68	\$18.68	
315 070 08 33	1.00	CND	0.70	1.00	0.70	\$26.68	\$18.68	
315 070 08 34	1.00	CND	0.70	1.00	0.70	\$26.68	\$18.68	
315 070 08 35	1.00	CND	0.70	1.00	0.70	\$26.68	\$18.68	
315 070 08 36	1.00	CND	0.70	1.00	0.70	\$26.68	\$18.68	
315 070 08 37	1.00	CND	0.70	1.00	0.70	\$26.68	\$18.68	
315 070 08 38	1.00	CND	0.70	1.00	0.70	\$26.68	\$18.68	
315 070 08 39	1.00	CND	0.70	1.00	0.70	\$26.68	\$18.68	
315 070 08 40	1.00	CND	0.70	1.00	0.70	\$26.68	\$18.68	
315 070 08 41	1.00	CND	0.70	1.00	0.70	\$26.68	\$18.68	
315 070 08 42	1.00	CND	0.70	1.00	0.70	\$26.68	\$18.68	
315 070 08 43	1.00	CND	0.70	1.00	0.70	\$26.68	\$18.68	
315 070 08 44	1.00	CND	0.70	1.00	0.70	\$26.68	\$18.68	
315 070 08 45	1.00	CND	0.70	1.00	0.70	\$26.68	\$18.68	
315 070 08 46	1.00	CND	0.70	1.00	0.70	\$26.68	\$18.68	
315 070 08 47	1.00	CND	0.70	1.00	0.70	\$26.68	\$18.68	
315 070 08 48	1.00	CND	0.70	1.00	0.70	\$26.68	\$18.68	
315 070 08 49	1.00	CND	0.70	1.00	0.70	\$26.68	\$18.68	
315 070 08 50	1.00	CND	0.70	1.00	0.70	\$26.68	\$18.68	
315 070 08 51	1.00	CND	0.70	1.00	0.70	\$26.68	\$18.68	
315 070 08 52	1.00	CND	0.70	1.00	0.70	\$26.68	\$18.68	
315 070 08 53	1.00	CND	0.70	1.00	0.70	\$26.68	\$18.68	
315 070 08 54	1.00	CND	0.70	1.00	0.70	\$26.68	\$18.68	
315 070 08 55	1.00	CND	0.70	1.00	0.70	\$26.68	\$18.68	
315 070 08 56	1.00	CND	0.70	1.00	0.70	\$26.68	\$18.68	
315 070 08 57	1.00	CND	0.70	1.00	0.70	\$26.68	\$18.68	
315 070 08 58	1.00	CND	0.70	1.00	0.70	\$26.68	\$18.68	
315 070 08 59	1.00	CND	0.70	1.00	0.70	\$26.68	\$18.68	
315 070 08 60	1.00	CND	0.70	1.00	0.70	\$26.68	\$18.68	
315 070 08 61	1.00	CND	0.70	1.00	0.70	\$26.68	\$18.68	
315 070 08 62	1.00	CND	0.70	1.00	0.70	\$26.68	\$18.68	
315 070 08 63	1.00	CND	0.70	1.00	0.70	\$26.68	\$18.68	
315 070 13 00	0.78	COM	45.00	0.60	21.06	\$26.68	\$561.88	
315 070 16 00	0.83	COM	45.00	0.60	22.41	\$26.68	\$597.90	
315 070 19 00	40.00	MFR	0.70	1.00	28.00	\$26.68	\$747.04	
315 070 20 00	40.00	MFR	0.70	1.00	28.00	\$26.68	\$747.04	
315 070 22 00	0.76	COM	45.00	0.60	20.52	\$26.68	\$547.46	
315 070 24 00	1.55	COM	45.00	0.60	41.85	\$26.68	\$1,116.56	
315 070 31 00	2.07	HTL	15.00	0.70	21.74	\$26.68	\$579.88	
315 070 32 00	4.11	COM	45.00	0.60	110.97	\$26.68	\$2,960.68	
315 070 33 00	0.77	COM	45.00	0.60	20.79	\$26.68	\$554.68	
315 070 34 00	1.05	COM	45.00	0.60	28.35	\$26.68	\$756.38	
315 070 35 00	0.59	COM	45.00	0.60	15.93	\$26.68	\$425.00	
315 070 39 00	250.00	MFR	0.70	1.00	175.00	\$26.68	\$4,669.00	
315 070 40 00	2.55	COM	45.00	0.60	68.85	\$26.68	\$1,836.92	
315 070 40 00	88.00	MFR	0.70	1.00	61.60	\$26.68	\$1,643.48	
315 070 41 00	0.78	COM	45.00	0.60	21.06	\$26.68	\$561.88	
315 070 42 00	2.07	HTL	15.00	0.70	21.74	\$26.68	\$579.88	
315 070 43 00	0.01	UTL	3.00	0.30	0.01	\$26.68	\$0.24	
315 081 01 00	1.00	SFD	1.00	1.00	1.00	\$26.68	\$26.68	

EXHIBIT C - Assessment Roll (Fiscal Year 2027)

Peñasquitos East Maintenance Assessment District

Parcel Number	Acres/ Units ⁽¹⁾	Land Use ⁽²⁾	Assessment Factors		Total EBUs	Unit Cost (\$/EBU)	FY 2027 ⁽⁴⁾ Assessment	Owner Name
			Land Use ⁽²⁾	Benefit ⁽³⁾				
315 081 02 00	1.00	SFD	1.00	1.00	1.00	\$26.68	\$26.68	
315 081 03 00	1.00	SFD	1.00	1.00	1.00	\$26.68	\$26.68	
315 081 04 00	1.00	SFD	1.00	1.00	1.00	\$26.68	\$26.68	
315 081 05 00	1.00	SFD	1.00	1.00	1.00	\$26.68	\$26.68	
315 081 06 00	1.00	SFD	1.00	1.00	1.00	\$26.68	\$26.68	
315 081 07 00	1.00	SFD	1.00	1.00	1.00	\$26.68	\$26.68	
315 081 08 00	1.00	SFD	1.00	1.00	1.00	\$26.68	\$26.68	
315 081 09 00	1.00	SFD	1.00	1.00	1.00	\$26.68	\$26.68	
315 081 10 00	1.00	SFD	1.00	1.00	1.00	\$26.68	\$26.68	
315 081 11 00	1.00	SFD	1.00	1.00	1.00	\$26.68	\$26.68	
315 081 12 00	1.00	SFD	1.00	1.00	1.00	\$26.68	\$26.68	
315 081 13 00	1.00	SFD	1.00	1.00	1.00	\$26.68	\$26.68	
315 081 14 00	1.00	SFD	1.00	1.00	1.00	\$26.68	\$26.68	
315 081 15 00	1.00	SFD	1.00	1.00	1.00	\$26.68	\$26.68	
315 081 16 00	1.00	SFD	1.00	1.00	1.00	\$26.68	\$26.68	
315 081 17 00	1.00	SFD	1.00	1.00	1.00	\$26.68	\$26.68	
315 081 18 00	1.00	SFD	1.00	1.00	1.00	\$26.68	\$26.68	
315 081 19 00	1.00	SFD	1.00	1.00	1.00	\$26.68	\$26.68	
315 081 20 00	1.00	SFD	1.00	1.00	1.00	\$26.68	\$26.68	
315 081 21 00	1.00	SFD	1.00	1.00	1.00	\$26.68	\$26.68	
315 081 22 00	1.00	SFD	1.00	1.00	1.00	\$26.68	\$26.68	
315 081 23 00	1.00	SFD	1.00	1.00	1.00	\$26.68	\$26.68	
315 081 24 00	1.00	SFD	1.00	1.00	1.00	\$26.68	\$26.68	
315 081 25 00	1.00	SFD	1.00	1.00	1.00	\$26.68	\$26.68	
315 081 26 00	1.00	SFD	1.00	1.00	1.00	\$26.68	\$26.68	
315 081 27 00	1.00	SFD	1.00	1.00	1.00	\$26.68	\$26.68	
315 081 28 00	1.00	SFD	1.00	1.00	1.00	\$26.68	\$26.68	
315 081 29 00	1.00	SFD	1.00	1.00	1.00	\$26.68	\$26.68	
315 081 30 00	1.00	SFD	1.00	1.00	1.00	\$26.68	\$26.68	
315 081 31 00	1.00	SFD	1.00	1.00	1.00	\$26.68	\$26.68	
315 081 32 00	1.00	SFD	1.00	1.00	1.00	\$26.68	\$26.68	
315 081 33 00	1.00	SFD	1.00	1.00	1.00	\$26.68	\$26.68	
315 081 34 00	1.00	SFD	1.00	1.00	1.00	\$26.68	\$26.68	
315 081 35 00	1.00	SFD	1.00	1.00	1.00	\$26.68	\$26.68	
315 081 36 00	1.00	SFD	1.00	1.00	1.00	\$26.68	\$26.68	
315 081 37 00	1.00	SFD	1.00	1.00	1.00	\$26.68	\$26.68	
315 081 38 00	1.00	SFD	1.00	1.00	1.00	\$26.68	\$26.68	
315 081 39 00	1.00	SFD	1.00	1.00	1.00	\$26.68	\$26.68	
315 081 40 00	1.00	SFD	1.00	1.00	1.00	\$26.68	\$26.68	
315 081 41 00	1.00	SFD	1.00	1.00	1.00	\$26.68	\$26.68	
315 081 42 00	1.00	SFD	1.00	1.00	1.00	\$26.68	\$26.68	
315 081 43 00	1.00	SFD	1.00	1.00	1.00	\$26.68	\$26.68	
315 081 44 00	1.00	SFD	1.00	1.00	1.00	\$26.68	\$26.68	
315 081 45 00	1.00	SFD	1.00	1.00	1.00	\$26.68	\$26.68	
315 081 46 00	1.00	SFD	1.00	1.00	1.00	\$26.68	\$26.68	
315 081 47 00	1.00	SFD	1.00	1.00	1.00	\$26.68	\$26.68	
315 081 48 00	1.00	SFD	1.00	1.00	1.00	\$26.68	\$26.68	
315 081 49 00	1.00	SFD	1.00	1.00	1.00	\$26.68	\$26.68	
315 081 50 00	1.00	SFD	1.00	1.00	1.00	\$26.68	\$26.68	
315 081 51 00	1.00	SFD	1.00	1.00	1.00	\$26.68	\$26.68	
315 082 01 00	1.00	SFD	1.00	1.00	1.00	\$26.68	\$26.68	
315 082 02 00	1.00	SFD	1.00	1.00	1.00	\$26.68	\$26.68	
315 082 03 00	1.00	SFD	1.00	1.00	1.00	\$26.68	\$26.68	

EXHIBIT C - Assessment Roll (Fiscal Year 2027)

Peñasquitos East Maintenance Assessment District

Parcel Number	Acres/ Units ⁽¹⁾	Land Use ⁽²⁾	Assessment Factors		Total EBU's	Unit Cost (\$/EBU)	FY 2027 ⁽⁴⁾ Assessment	Owner Name
			Land Use ⁽²⁾	Benefit ⁽³⁾				
315 082 04 00	1.00	SFD	1.00	1.00	1.00	\$26.68	\$26.68	
315 082 05 00	1.00	SFD	1.00	1.00	1.00	\$26.68	\$26.68	
315 082 06 00	1.00	SFD	1.00	1.00	1.00	\$26.68	\$26.68	
315 082 07 00	1.00	SFD	1.00	1.00	1.00	\$26.68	\$26.68	
315 082 08 00	1.00	SFD	1.00	1.00	1.00	\$26.68	\$26.68	
315 082 09 00	1.00	SFD	1.00	1.00	1.00	\$26.68	\$26.68	
315 082 10 00	1.00	SFD	1.00	1.00	1.00	\$26.68	\$26.68	
315 082 11 00	1.00	SFD	1.00	1.00	1.00	\$26.68	\$26.68	
315 082 12 00	1.00	SFD	1.00	1.00	1.00	\$26.68	\$26.68	
315 082 13 00	1.00	SFD	1.00	1.00	1.00	\$26.68	\$26.68	
315 082 14 00	1.00	SFD	1.00	1.00	1.00	\$26.68	\$26.68	
315 082 15 00	1.00	SFD	1.00	1.00	1.00	\$26.68	\$26.68	
315 082 16 00	1.00	SFD	1.00	1.00	1.00	\$26.68	\$26.68	
315 083 01 00	1.00	SFD	1.00	1.00	1.00	\$26.68	\$26.68	
315 083 02 00	1.00	SFD	1.00	1.00	1.00	\$26.68	\$26.68	
315 083 03 00	1.00	SFD	1.00	1.00	1.00	\$26.68	\$26.68	
315 083 04 00	1.00	SFD	1.00	1.00	1.00	\$26.68	\$26.68	
315 083 05 00	1.00	SFD	1.00	1.00	1.00	\$26.68	\$26.68	
315 083 06 00	1.00	SFD	1.00	1.00	1.00	\$26.68	\$26.68	
315 083 07 00	1.00	SFD	1.00	1.00	1.00	\$26.68	\$26.68	
315 083 08 00	1.00	SFD	1.00	1.00	1.00	\$26.68	\$26.68	
315 083 09 00	1.00	SFD	1.00	1.00	1.00	\$26.68	\$26.68	
315 083 10 00	1.00	SFD	1.00	1.00	1.00	\$26.68	\$26.68	
315 083 11 00	1.00	SFD	1.00	1.00	1.00	\$26.68	\$26.68	
315 083 12 00	1.00	SFD	1.00	1.00	1.00	\$26.68	\$26.68	
315 083 13 00	1.00	SFD	1.00	1.00	1.00	\$26.68	\$26.68	
315 083 14 00	1.00	SFD	1.00	1.00	1.00	\$26.68	\$26.68	
315 083 15 00	1.00	SFD	1.00	1.00	1.00	\$26.68	\$26.68	
315 083 16 00	1.00	SFD	1.00	1.00	1.00	\$26.68	\$26.68	
315 091 01 00	1.00	SFD	1.00	1.00	1.00	\$26.68	\$26.68	
315 091 02 00	1.00	SFD	1.00	1.00	1.00	\$26.68	\$26.68	
315 091 03 00	1.00	SFD	1.00	1.00	1.00	\$26.68	\$26.68	
315 091 04 00	1.00	SFD	1.00	1.00	1.00	\$26.68	\$26.68	
315 091 05 00	1.00	SFD	1.00	1.00	1.00	\$26.68	\$26.68	
315 091 06 00	1.00	SFD	1.00	1.00	1.00	\$26.68	\$26.68	
315 091 07 00	1.00	SFD	1.00	1.00	1.00	\$26.68	\$26.68	
315 091 08 00	1.00	SFD	1.00	1.00	1.00	\$26.68	\$26.68	
315 091 09 00	1.00	SFD	1.00	1.00	1.00	\$26.68	\$26.68	
315 091 10 00	1.00	SFD	1.00	1.00	1.00	\$26.68	\$26.68	
315 091 11 00	1.00	SFD	1.00	1.00	1.00	\$26.68	\$26.68	
315 091 12 00	1.00	SFD	1.00	1.00	1.00	\$26.68	\$26.68	
315 091 13 00	1.00	SFD	1.00	1.00	1.00	\$26.68	\$26.68	
315 091 14 00	1.00	SFD	1.00	1.00	1.00	\$26.68	\$26.68	
315 091 15 00	1.00	SFD	1.00	1.00	1.00	\$26.68	\$26.68	
315 091 16 00	1.00	SFD	1.00	1.00	1.00	\$26.68	\$26.68	
315 091 17 00	1.00	SFD	1.00	1.00	1.00	\$26.68	\$26.68	
315 091 18 00	1.00	SFD	1.00	1.00	1.00	\$26.68	\$26.68	
315 091 19 00	1.00	SFD	1.00	1.00	1.00	\$26.68	\$26.68	
315 091 20 00	1.00	SFD	1.00	1.00	1.00	\$26.68	\$26.68	
315 091 21 00	1.00	SFD	1.00	1.00	1.00	\$26.68	\$26.68	
315 091 22 00	1.00	SFD	1.00	1.00	1.00	\$26.68	\$26.68	
315 091 23 00	1.00	SFD	1.00	1.00	1.00	\$26.68	\$26.68	
315 091 24 00	1.00	SFD	1.00	1.00	1.00	\$26.68	\$26.68	

EXHIBIT C - Assessment Roll (Fiscal Year 2027)

Peñasquitos East Maintenance Assessment District

Parcel Number	Acres/ Units ⁽¹⁾	Land Use ⁽²⁾	Assessment Factors		Total EBUs	Unit Cost (\$/EBU)	FY 2027 ⁽⁴⁾ Assessment	Owner Name
			Land Use ⁽²⁾	Benefit ⁽³⁾				
315 091 25 00	1.00	SFD	1.00	1.00	1.00	\$26.68	\$26.68	
315 091 26 00	1.00	SFD	1.00	1.00	1.00	\$26.68	\$26.68	
315 091 27 00	1.00	SFD	1.00	1.00	1.00	\$26.68	\$26.68	
315 091 28 00	1.00	SFD	1.00	1.00	1.00	\$26.68	\$26.68	
315 091 29 00	1.00	SFD	1.00	1.00	1.00	\$26.68	\$26.68	
315 091 30 00	1.00	SFD	1.00	1.00	1.00	\$26.68	\$26.68	
315 091 31 00	1.00	SFD	1.00	1.00	1.00	\$26.68	\$26.68	
315 091 32 00	1.00	SFD	1.00	1.00	1.00	\$26.68	\$26.68	
315 091 33 00	1.00	SFD	1.00	1.00	1.00	\$26.68	\$26.68	
315 091 34 00	1.00	SFD	1.00	1.00	1.00	\$26.68	\$26.68	
315 091 35 00	1.00	SFD	1.00	1.00	1.00	\$26.68	\$26.68	
315 092 01 00	1.00	SFD	1.00	1.00	1.00	\$26.68	\$26.68	
315 092 02 00	1.00	SFD	1.00	1.00	1.00	\$26.68	\$26.68	
315 092 03 00	1.00	SFD	1.00	1.00	1.00	\$26.68	\$26.68	
315 092 04 00	1.00	SFD	1.00	1.00	1.00	\$26.68	\$26.68	
315 092 05 00	1.00	SFD	1.00	1.00	1.00	\$26.68	\$26.68	
315 092 06 00	1.00	SFD	1.00	1.00	1.00	\$26.68	\$26.68	
315 092 07 00	1.00	SFD	1.00	1.00	1.00	\$26.68	\$26.68	
315 092 08 00	1.00	SFD	1.00	1.00	1.00	\$26.68	\$26.68	
315 092 09 00	1.00	SFD	1.00	1.00	1.00	\$26.68	\$26.68	
315 092 10 00	1.00	SFD	1.00	1.00	1.00	\$26.68	\$26.68	
315 092 11 00	1.00	SFD	1.00	1.00	1.00	\$26.68	\$26.68	
315 092 12 00	1.00	SFD	1.00	1.00	1.00	\$26.68	\$26.68	
315 092 13 00	1.00	SFD	1.00	1.00	1.00	\$26.68	\$26.68	
315 092 14 00	1.00	SFD	1.00	1.00	1.00	\$26.68	\$26.68	
315 092 15 00	1.00	SFD	1.00	1.00	1.00	\$26.68	\$26.68	
315 092 16 00	1.00	SFD	1.00	1.00	1.00	\$26.68	\$26.68	
315 092 17 00	1.00	SFD	1.00	1.00	1.00	\$26.68	\$26.68	
315 092 18 00	1.00	SFD	1.00	1.00	1.00	\$26.68	\$26.68	
315 092 19 00	1.00	SFD	1.00	1.00	1.00	\$26.68	\$26.68	
315 092 20 00	1.00	SFD	1.00	1.00	1.00	\$26.68	\$26.68	
315 092 21 00	1.00	SFD	1.00	1.00	1.00	\$26.68	\$26.68	
315 092 22 00	1.00	SFD	1.00	1.00	1.00	\$26.68	\$26.68	
315 092 23 00	1.00	SFD	1.00	1.00	1.00	\$26.68	\$26.68	
315 092 24 00	1.00	SFD	1.00	1.00	1.00	\$26.68	\$26.68	
315 092 25 00	1.00	SFD	1.00	1.00	1.00	\$26.68	\$26.68	
315 092 26 00	1.00	SFD	1.00	1.00	1.00	\$26.68	\$26.68	
315 092 27 00	1.00	SFD	1.00	1.00	1.00	\$26.68	\$26.68	
315 092 28 00	1.00	SFD	1.00	1.00	1.00	\$26.68	\$26.68	
315 092 29 00	1.00	SFD	1.00	1.00	1.00	\$26.68	\$26.68	
315 092 30 00	1.00	SFD	1.00	1.00	1.00	\$26.68	\$26.68	
315 092 31 00	1.00	SFD	1.00	1.00	1.00	\$26.68	\$26.68	
315 092 32 00	1.00	SFD	1.00	1.00	1.00	\$26.68	\$26.68	
315 092 33 00	1.00	SFD	1.00	1.00	1.00	\$26.68	\$26.68	
315 092 34 00	1.00	SFD	1.00	1.00	1.00	\$26.68	\$26.68	
315 092 35 00	1.00	SFD	1.00	1.00	1.00	\$26.68	\$26.68	
315 092 36 00	1.00	SFD	1.00	1.00	1.00	\$26.68	\$26.68	
315 093 01 00	1.00	SFD	1.00	1.00	1.00	\$26.68	\$26.68	
315 093 02 00	1.00	SFD	1.00	1.00	1.00	\$26.68	\$26.68	
315 093 03 00	1.00	SFD	1.00	1.00	1.00	\$26.68	\$26.68	
315 093 04 00	1.00	SFD	1.00	1.00	1.00	\$26.68	\$26.68	
315 093 05 00	1.00	SFD	1.00	1.00	1.00	\$26.68	\$26.68	
315 093 06 00	1.00	SFD	1.00	1.00	1.00	\$26.68	\$26.68	

EXHIBIT C - Assessment Roll (Fiscal Year 2027)

Peñasquitos East Maintenance Assessment District

Parcel Number	Acres/ Units ⁽¹⁾	Land Use ⁽²⁾	Assessment Factors		Total EBU	Unit Cost (\$/EBU)	FY 2027 ⁽⁴⁾ Assessment	Owner Name
			Land Use ⁽²⁾	Benefit ⁽³⁾				
315 093 07 00	1.00	SFD	1.00	1.00	1.00	\$26.68	\$26.68	
315 093 08 00	1.00	SFD	1.00	1.00	1.00	\$26.68	\$26.68	
315 093 09 00	1.00	SFD	1.00	1.00	1.00	\$26.68	\$26.68	
315 093 10 00	1.00	SFD	1.00	1.00	1.00	\$26.68	\$26.68	
315 093 11 00	1.00	SFD	1.00	1.00	1.00	\$26.68	\$26.68	
315 093 12 00	1.00	SFD	1.00	1.00	1.00	\$26.68	\$26.68	
315 093 13 00	1.00	SFD	1.00	1.00	1.00	\$26.68	\$26.68	
315 093 15 00	1.00	SFD	1.00	1.00	1.00	\$26.68	\$26.68	
315 100 05 00	2.08	STR	0.00	0.30	0.00	\$26.68	\$0.00	
315 100 12 01	1.00	CND	0.70	1.00	0.70	\$26.68	\$18.68	
315 100 12 02	1.00	CND	0.70	1.00	0.70	\$26.68	\$18.68	
315 100 12 03	1.00	CND	0.70	1.00	0.70	\$26.68	\$18.68	
315 100 12 04	1.00	CND	0.70	1.00	0.70	\$26.68	\$18.68	
315 100 12 05	1.00	CND	0.70	1.00	0.70	\$26.68	\$18.68	
315 100 12 06	1.00	CND	0.70	1.00	0.70	\$26.68	\$18.68	
315 100 12 07	1.00	CND	0.70	1.00	0.70	\$26.68	\$18.68	
315 100 12 08	1.00	CND	0.70	1.00	0.70	\$26.68	\$18.68	
315 100 12 09	1.00	CND	0.70	1.00	0.70	\$26.68	\$18.68	
315 100 12 10	1.00	CND	0.70	1.00	0.70	\$26.68	\$18.68	
315 100 12 11	1.00	CND	0.70	1.00	0.70	\$26.68	\$18.68	
315 100 12 12	1.00	CND	0.70	1.00	0.70	\$26.68	\$18.68	
315 100 12 13	1.00	CND	0.70	1.00	0.70	\$26.68	\$18.68	
315 100 12 14	1.00	CND	0.70	1.00	0.70	\$26.68	\$18.68	
315 100 12 15	1.00	CND	0.70	1.00	0.70	\$26.68	\$18.68	
315 100 12 16	1.00	CND	0.70	1.00	0.70	\$26.68	\$18.68	
315 100 12 17	1.00	CND	0.70	1.00	0.70	\$26.68	\$18.68	
315 100 12 18	1.00	CND	0.70	1.00	0.70	\$26.68	\$18.68	
315 100 12 19	1.00	CND	0.70	1.00	0.70	\$26.68	\$18.68	
315 100 12 20	1.00	CND	0.70	1.00	0.70	\$26.68	\$18.68	
315 100 12 21	1.00	CND	0.70	1.00	0.70	\$26.68	\$18.68	
315 100 12 22	1.00	CND	0.70	1.00	0.70	\$26.68	\$18.68	
315 100 12 23	1.00	CND	0.70	1.00	0.70	\$26.68	\$18.68	
315 100 12 24	1.00	CND	0.70	1.00	0.70	\$26.68	\$18.68	
315 100 12 25	1.00	CND	0.70	1.00	0.70	\$26.68	\$18.68	
315 100 12 26	1.00	CND	0.70	1.00	0.70	\$26.68	\$18.68	
315 100 12 27	1.00	CND	0.70	1.00	0.70	\$26.68	\$18.68	
315 100 12 28	1.00	CND	0.70	1.00	0.70	\$26.68	\$18.68	
315 100 12 29	1.00	CND	0.70	1.00	0.70	\$26.68	\$18.68	
315 100 12 30	1.00	CND	0.70	1.00	0.70	\$26.68	\$18.68	
315 100 12 31	1.00	CND	0.70	1.00	0.70	\$26.68	\$18.68	
315 100 12 32	1.00	CND	0.70	1.00	0.70	\$26.68	\$18.68	
315 100 12 33	1.00	CND	0.70	1.00	0.70	\$26.68	\$18.68	
315 100 12 34	1.00	CND	0.70	1.00	0.70	\$26.68	\$18.68	
315 100 12 35	1.00	CND	0.70	1.00	0.70	\$26.68	\$18.68	
315 100 12 36	1.00	CND	0.70	1.00	0.70	\$26.68	\$18.68	
315 100 12 37	1.00	CND	0.70	1.00	0.70	\$26.68	\$18.68	
315 100 12 38	1.00	CND	0.70	1.00	0.70	\$26.68	\$18.68	
315 100 12 39	1.00	CND	0.70	1.00	0.70	\$26.68	\$18.68	
315 100 12 40	1.00	CND	0.70	1.00	0.70	\$26.68	\$18.68	
315 100 12 41	1.00	CND	0.70	1.00	0.70	\$26.68	\$18.68	
315 100 12 42	1.00	CND	0.70	1.00	0.70	\$26.68	\$18.68	
315 100 12 43	1.00	CND	0.70	1.00	0.70	\$26.68	\$18.68	
315 100 12 44	1.00	CND	0.70	1.00	0.70	\$26.68	\$18.68	

EXHIBIT C - Assessment Roll (Fiscal Year 2027)

Peñasquitos East Maintenance Assessment District

Parcel Number	Acres/ Units ⁽¹⁾	Land Use ⁽²⁾	Assessment Factors		Total EBU's	Unit Cost (\$/EBU)	FY 2027 ⁽⁴⁾ Assessment	Owner Name
			Land Use ⁽²⁾	Benefit ⁽³⁾				
315 100 12 45	1.00	CND	0.70	1.00	0.70	\$26.68	\$18.68	
315 100 12 46	1.00	CND	0.70	1.00	0.70	\$26.68	\$18.68	
315 100 12 47	1.00	CND	0.70	1.00	0.70	\$26.68	\$18.68	
315 100 12 48	1.00	CND	0.70	1.00	0.70	\$26.68	\$18.68	
315 100 12 49	1.00	CND	0.70	1.00	0.70	\$26.68	\$18.68	
315 100 12 50	1.00	CND	0.70	1.00	0.70	\$26.68	\$18.68	
315 100 12 51	1.00	CND	0.70	1.00	0.70	\$26.68	\$18.68	
315 100 12 52	1.00	CND	0.70	1.00	0.70	\$26.68	\$18.68	
315 100 12 53	1.00	CND	0.70	1.00	0.70	\$26.68	\$18.68	
315 100 12 54	1.00	CND	0.70	1.00	0.70	\$26.68	\$18.68	
315 100 12 55	1.00	CND	0.70	1.00	0.70	\$26.68	\$18.68	
315 100 12 56	1.00	CND	0.70	1.00	0.70	\$26.68	\$18.68	
315 100 12 57	1.00	CND	0.70	1.00	0.70	\$26.68	\$18.68	
315 100 12 58	1.00	CND	0.70	1.00	0.70	\$26.68	\$18.68	
315 100 12 59	1.00	CND	0.70	1.00	0.70	\$26.68	\$18.68	
315 100 12 60	1.00	CND	0.70	1.00	0.70	\$26.68	\$18.68	
315 100 12 61	1.00	CND	0.70	1.00	0.70	\$26.68	\$18.68	
315 100 12 62	1.00	CND	0.70	1.00	0.70	\$26.68	\$18.68	
315 100 12 63	1.00	CND	0.70	1.00	0.70	\$26.68	\$18.68	
315 100 12 64	1.00	CND	0.70	1.00	0.70	\$26.68	\$18.68	
315 100 12 65	1.00	CND	0.70	1.00	0.70	\$26.68	\$18.68	
315 100 12 66	1.00	CND	0.70	1.00	0.70	\$26.68	\$18.68	
315 100 12 67	1.00	CND	0.70	1.00	0.70	\$26.68	\$18.68	
315 100 12 68	1.00	CND	0.70	1.00	0.70	\$26.68	\$18.68	
315 100 12 69	1.00	CND	0.70	1.00	0.70	\$26.68	\$18.68	
315 100 12 70	1.00	CND	0.70	1.00	0.70	\$26.68	\$18.68	
315 100 12 71	1.00	CND	0.70	1.00	0.70	\$26.68	\$18.68	
315 100 12 72	1.00	CND	0.70	1.00	0.70	\$26.68	\$18.68	
315 100 13 01	1.00	CND	0.70	1.00	0.70	\$26.68	\$18.68	
315 100 13 02	1.00	CND	0.70	1.00	0.70	\$26.68	\$18.68	
315 100 13 03	1.00	CND	0.70	1.00	0.70	\$26.68	\$18.68	
315 100 13 04	1.00	CND	0.70	1.00	0.70	\$26.68	\$18.68	
315 100 13 05	1.00	CND	0.70	1.00	0.70	\$26.68	\$18.68	
315 100 13 06	1.00	CND	0.70	1.00	0.70	\$26.68	\$18.68	
315 100 13 07	1.00	CND	0.70	1.00	0.70	\$26.68	\$18.68	
315 100 13 08	1.00	CND	0.70	1.00	0.70	\$26.68	\$18.68	
315 100 13 09	1.00	CND	0.70	1.00	0.70	\$26.68	\$18.68	
315 100 13 10	1.00	CND	0.70	1.00	0.70	\$26.68	\$18.68	
315 100 13 11	1.00	CND	0.70	1.00	0.70	\$26.68	\$18.68	
315 100 13 12	1.00	CND	0.70	1.00	0.70	\$26.68	\$18.68	
315 100 13 13	1.00	CND	0.70	1.00	0.70	\$26.68	\$18.68	
315 100 13 14	1.00	CND	0.70	1.00	0.70	\$26.68	\$18.68	
315 100 13 15	1.00	CND	0.70	1.00	0.70	\$26.68	\$18.68	
315 100 13 16	1.00	CND	0.70	1.00	0.70	\$26.68	\$18.68	
315 100 13 17	1.00	CND	0.70	1.00	0.70	\$26.68	\$18.68	
315 100 13 18	1.00	CND	0.70	1.00	0.70	\$26.68	\$18.68	
315 100 13 19	1.00	CND	0.70	1.00	0.70	\$26.68	\$18.68	
315 100 13 20	1.00	CND	0.70	1.00	0.70	\$26.68	\$18.68	
315 100 13 21	1.00	CND	0.70	1.00	0.70	\$26.68	\$18.68	
315 100 13 22	1.00	CND	0.70	1.00	0.70	\$26.68	\$18.68	
315 100 13 23	1.00	CND	0.70	1.00	0.70	\$26.68	\$18.68	
315 100 13 24	1.00	CND	0.70	1.00	0.70	\$26.68	\$18.68	
315 100 13 25	1.00	CND	0.70	1.00	0.70	\$26.68	\$18.68	

EXHIBIT C - Assessment Roll (Fiscal Year 2027)

Peñasquitos East Maintenance Assessment District

Parcel Number	Acres/ Units ⁽¹⁾	Land Use ⁽²⁾	Assessment Factors		Total EBU's	Unit Cost (\$/EBU)	FY 2027 ⁽⁴⁾ Assessment	Owner Name
			Land Use ⁽²⁾	Benefit ⁽³⁾				
315 100 13 26	1.00	CND	0.70	1.00	0.70	\$26.68	\$18.68	
315 100 13 27	1.00	CND	0.70	1.00	0.70	\$26.68	\$18.68	
315 100 13 28	1.00	CND	0.70	1.00	0.70	\$26.68	\$18.68	
315 100 13 29	1.00	CND	0.70	1.00	0.70	\$26.68	\$18.68	
315 100 13 30	1.00	CND	0.70	1.00	0.70	\$26.68	\$18.68	
315 100 13 31	1.00	CND	0.70	1.00	0.70	\$26.68	\$18.68	
315 100 13 32	1.00	CND	0.70	1.00	0.70	\$26.68	\$18.68	
315 100 13 33	1.00	CND	0.70	1.00	0.70	\$26.68	\$18.68	
315 100 13 34	1.00	CND	0.70	1.00	0.70	\$26.68	\$18.68	
315 100 13 35	1.00	CND	0.70	1.00	0.70	\$26.68	\$18.68	
315 100 13 36	1.00	CND	0.70	1.00	0.70	\$26.68	\$18.68	
315 100 13 37	1.00	CND	0.70	1.00	0.70	\$26.68	\$18.68	
315 100 13 38	1.00	CND	0.70	1.00	0.70	\$26.68	\$18.68	
315 100 13 39	1.00	CND	0.70	1.00	0.70	\$26.68	\$18.68	
315 100 13 40	1.00	CND	0.70	1.00	0.70	\$26.68	\$18.68	
315 100 13 41	1.00	CND	0.70	1.00	0.70	\$26.68	\$18.68	
315 100 13 42	1.00	CND	0.70	1.00	0.70	\$26.68	\$18.68	
315 100 13 43	1.00	CND	0.70	1.00	0.70	\$26.68	\$18.68	
315 100 13 44	1.00	CND	0.70	1.00	0.70	\$26.68	\$18.68	
315 100 13 45	1.00	CND	0.70	1.00	0.70	\$26.68	\$18.68	
315 100 13 46	1.00	CND	0.70	1.00	0.70	\$26.68	\$18.68	
315 100 13 47	1.00	CND	0.70	1.00	0.70	\$26.68	\$18.68	
315 100 13 48	1.00	CND	0.70	1.00	0.70	\$26.68	\$18.68	
315 100 13 49	1.00	CND	0.70	1.00	0.70	\$26.68	\$18.68	
315 100 13 50	1.00	CND	0.70	1.00	0.70	\$26.68	\$18.68	
315 100 13 51	1.00	CND	0.70	1.00	0.70	\$26.68	\$18.68	
315 100 13 52	1.00	CND	0.70	1.00	0.70	\$26.68	\$18.68	
315 100 19 00	0.54	COM	45.00	0.60	14.58	\$26.68	\$388.98	
315 100 20 00	0.41	COM	45.00	0.60	11.07	\$26.68	\$295.34	
315 100 26 00	1.37	COM	45.00	0.60	36.99	\$26.68	\$986.88	
315 100 29 00	0.60	OSP	0.00	0.30	0.00	\$26.68	\$0.00	
315 100 30 01	1.00	CND	0.70	1.00	0.70	\$26.68	\$18.68	
315 100 30 02	1.00	CND	0.70	1.00	0.70	\$26.68	\$18.68	
315 100 30 03	1.00	CND	0.70	1.00	0.70	\$26.68	\$18.68	
315 100 30 04	1.00	CND	0.70	1.00	0.70	\$26.68	\$18.68	
315 100 30 05	1.00	CND	0.70	1.00	0.70	\$26.68	\$18.68	
315 100 30 06	1.00	CND	0.70	1.00	0.70	\$26.68	\$18.68	
315 100 30 07	1.00	CND	0.70	1.00	0.70	\$26.68	\$18.68	
315 100 30 08	1.00	CND	0.70	1.00	0.70	\$26.68	\$18.68	
315 100 30 09	1.00	CND	0.70	1.00	0.70	\$26.68	\$18.68	
315 100 30 10	1.00	CND	0.70	1.00	0.70	\$26.68	\$18.68	
315 100 30 11	1.00	CND	0.70	1.00	0.70	\$26.68	\$18.68	
315 100 30 12	1.00	CND	0.70	1.00	0.70	\$26.68	\$18.68	
315 100 30 13	1.00	CND	0.70	1.00	0.70	\$26.68	\$18.68	
315 100 30 14	1.00	CND	0.70	1.00	0.70	\$26.68	\$18.68	
315 100 30 15	1.00	CND	0.70	1.00	0.70	\$26.68	\$18.68	
315 100 30 16	1.00	CND	0.70	1.00	0.70	\$26.68	\$18.68	
315 100 30 17	1.00	CND	0.70	1.00	0.70	\$26.68	\$18.68	
315 100 30 18	1.00	CND	0.70	1.00	0.70	\$26.68	\$18.68	
315 100 30 19	1.00	CND	0.70	1.00	0.70	\$26.68	\$18.68	
315 100 30 20	1.00	CND	0.70	1.00	0.70	\$26.68	\$18.68	
315 100 30 21	1.00	CND	0.70	1.00	0.70	\$26.68	\$18.68	
315 100 30 22	1.00	CND	0.70	1.00	0.70	\$26.68	\$18.68	

EXHIBIT C - Assessment Roll (Fiscal Year 2027)

Peñasquitos East Maintenance Assessment District

Parcel Number	Acres/ Units ⁽¹⁾	Land Use ⁽²⁾	Assessment Factors		Total EBU's	Unit Cost (\$/EBU)	FY 2027 ⁽⁴⁾ Assessment	Owner Name
			Land Use ⁽²⁾	Benefit ⁽³⁾				
315 100 30 23	1.00	CND	0.70	1.00	0.70	\$26.68	\$18.68	
315 100 30 24	1.00	CND	0.70	1.00	0.70	\$26.68	\$18.68	
315 100 30 25	1.00	CND	0.70	1.00	0.70	\$26.68	\$18.68	
315 100 30 26	1.00	CND	0.70	1.00	0.70	\$26.68	\$18.68	
315 100 30 27	1.00	CND	0.70	1.00	0.70	\$26.68	\$18.68	
315 100 30 28	1.00	CND	0.70	1.00	0.70	\$26.68	\$18.68	
315 100 30 29	1.00	CND	0.70	1.00	0.70	\$26.68	\$18.68	
315 100 30 30	1.00	CND	0.70	1.00	0.70	\$26.68	\$18.68	
315 100 30 31	1.00	CND	0.70	1.00	0.70	\$26.68	\$18.68	
315 100 30 32	1.00	CND	0.70	1.00	0.70	\$26.68	\$18.68	
315 100 30 33	1.00	CND	0.70	1.00	0.70	\$26.68	\$18.68	
315 100 30 34	1.00	CND	0.70	1.00	0.70	\$26.68	\$18.68	
315 100 30 35	1.00	CND	0.70	1.00	0.70	\$26.68	\$18.68	
315 100 30 36	1.00	CND	0.70	1.00	0.70	\$26.68	\$18.68	
315 100 30 37	1.00	CND	0.70	1.00	0.70	\$26.68	\$18.68	
315 100 30 38	1.00	CND	0.70	1.00	0.70	\$26.68	\$18.68	
315 100 30 39	1.00	CND	0.70	1.00	0.70	\$26.68	\$18.68	
315 100 30 40	1.00	CND	0.70	1.00	0.70	\$26.68	\$18.68	
315 100 30 41	1.00	CND	0.70	1.00	0.70	\$26.68	\$18.68	
315 100 31 42	1.00	CND	0.70	1.00	0.70	\$26.68	\$18.68	
315 100 31 43	1.00	CND	0.70	1.00	0.70	\$26.68	\$18.68	
315 100 31 44	1.00	CND	0.70	1.00	0.70	\$26.68	\$18.68	
315 100 31 45	1.00	CND	0.70	1.00	0.70	\$26.68	\$18.68	
315 100 31 46	1.00	CND	0.70	1.00	0.70	\$26.68	\$18.68	
315 100 31 47	1.00	CND	0.70	1.00	0.70	\$26.68	\$18.68	
315 100 31 48	1.00	CND	0.70	1.00	0.70	\$26.68	\$18.68	
315 100 31 49	1.00	CND	0.70	1.00	0.70	\$26.68	\$18.68	
315 100 31 50	1.00	CND	0.70	1.00	0.70	\$26.68	\$18.68	
315 100 31 51	1.00	CND	0.70	1.00	0.70	\$26.68	\$18.68	
315 100 31 52	1.00	CND	0.70	1.00	0.70	\$26.68	\$18.68	
315 100 31 53	1.00	CND	0.70	1.00	0.70	\$26.68	\$18.68	
315 100 31 54	1.00	CND	0.70	1.00	0.70	\$26.68	\$18.68	
315 100 31 55	1.00	CND	0.70	1.00	0.70	\$26.68	\$18.68	
315 100 31 56	1.00	CND	0.70	1.00	0.70	\$26.68	\$18.68	
315 100 31 57	1.00	CND	0.70	1.00	0.70	\$26.68	\$18.68	
315 100 31 58	1.00	CND	0.70	1.00	0.70	\$26.68	\$18.68	
315 100 31 59	1.00	CND	0.70	1.00	0.70	\$26.68	\$18.68	
315 100 31 60	1.00	CND	0.70	1.00	0.70	\$26.68	\$18.68	
315 100 31 61	1.00	CND	0.70	1.00	0.70	\$26.68	\$18.68	
315 100 31 62	1.00	CND	0.70	1.00	0.70	\$26.68	\$18.68	
315 100 31 63	1.00	CND	0.70	1.00	0.70	\$26.68	\$18.68	
315 100 31 64	1.00	CND	0.70	1.00	0.70	\$26.68	\$18.68	
315 100 31 65	1.00	CND	0.70	1.00	0.70	\$26.68	\$18.68	
315 100 31 66	1.00	CND	0.70	1.00	0.70	\$26.68	\$18.68	
315 100 31 67	1.00	CND	0.70	1.00	0.70	\$26.68	\$18.68	
315 100 31 68	1.00	CND	0.70	1.00	0.70	\$26.68	\$18.68	
315 100 31 69	1.00	CND	0.70	1.00	0.70	\$26.68	\$18.68	
315 100 31 70	1.00	CND	0.70	1.00	0.70	\$26.68	\$18.68	
315 100 31 71	1.00	CND	0.70	1.00	0.70	\$26.68	\$18.68	
315 100 31 72	1.00	CND	0.70	1.00	0.70	\$26.68	\$18.68	
315 100 31 73	1.00	CND	0.70	1.00	0.70	\$26.68	\$18.68	
315 100 31 74	1.00	CND	0.70	1.00	0.70	\$26.68	\$18.68	
315 100 31 75	1.00	CND	0.70	1.00	0.70	\$26.68	\$18.68	

EXHIBIT C - Assessment Roll (Fiscal Year 2027)

Peñasquitos East Maintenance Assessment District

Parcel Number	Acres/ Units ⁽¹⁾	Land Use ⁽²⁾	Assessment Factors		Total EBU's	Unit Cost (\$/EBU)	FY 2027 ⁽⁴⁾ Assessment	Owner Name
			Land Use ⁽²⁾	Benefit ⁽³⁾				
315 100 31 76	1.00	CND	0.70	1.00	0.70	\$26.68	\$18.68	
315 100 31 77	1.00	CND	0.70	1.00	0.70	\$26.68	\$18.68	
315 100 31 78	1.00	CND	0.70	1.00	0.70	\$26.68	\$18.68	
315 100 31 79	1.00	CND	0.70	1.00	0.70	\$26.68	\$18.68	
315 100 31 80	1.00	CND	0.70	1.00	0.70	\$26.68	\$18.68	
315 100 32 01	1.00	CND	0.70	1.00	0.70	\$26.68	\$18.68	
315 100 32 02	1.00	CND	0.70	1.00	0.70	\$26.68	\$18.68	
315 100 32 03	1.00	CND	0.70	1.00	0.70	\$26.68	\$18.68	
315 100 32 04	1.00	CND	0.70	1.00	0.70	\$26.68	\$18.68	
315 100 32 05	1.00	CND	0.70	1.00	0.70	\$26.68	\$18.68	
315 100 32 06	1.00	CND	0.70	1.00	0.70	\$26.68	\$18.68	
315 100 32 07	1.00	CND	0.70	1.00	0.70	\$26.68	\$18.68	
315 100 32 08	1.00	CND	0.70	1.00	0.70	\$26.68	\$18.68	
315 100 32 09	1.00	CND	0.70	1.00	0.70	\$26.68	\$18.68	
315 100 32 10	1.00	CND	0.70	1.00	0.70	\$26.68	\$18.68	
315 100 32 11	1.00	CND	0.70	1.00	0.70	\$26.68	\$18.68	
315 100 32 12	1.00	CND	0.70	1.00	0.70	\$26.68	\$18.68	
315 100 32 13	1.00	CND	0.70	1.00	0.70	\$26.68	\$18.68	
315 100 32 14	1.00	CND	0.70	1.00	0.70	\$26.68	\$18.68	
315 100 32 15	1.00	CND	0.70	1.00	0.70	\$26.68	\$18.68	
315 100 32 16	1.00	CND	0.70	1.00	0.70	\$26.68	\$18.68	
315 100 32 17	1.00	CND	0.70	1.00	0.70	\$26.68	\$18.68	
315 100 32 18	1.00	CND	0.70	1.00	0.70	\$26.68	\$18.68	
315 100 32 19	1.00	CND	0.70	1.00	0.70	\$26.68	\$18.68	
315 100 32 20	1.00	CND	0.70	1.00	0.70	\$26.68	\$18.68	
315 100 32 21	1.00	CND	0.70	1.00	0.70	\$26.68	\$18.68	
315 100 32 22	1.00	CND	0.70	1.00	0.70	\$26.68	\$18.68	
315 100 32 23	1.00	CND	0.70	1.00	0.70	\$26.68	\$18.68	
315 100 32 24	1.00	CND	0.70	1.00	0.70	\$26.68	\$18.68	
315 100 32 25	1.00	CND	0.70	1.00	0.70	\$26.68	\$18.68	
315 100 32 26	1.00	CND	0.70	1.00	0.70	\$26.68	\$18.68	
315 100 32 27	1.00	CND	0.70	1.00	0.70	\$26.68	\$18.68	
315 100 32 28	1.00	CND	0.70	1.00	0.70	\$26.68	\$18.68	
315 100 32 29	1.00	CND	0.70	1.00	0.70	\$26.68	\$18.68	
315 100 32 30	1.00	CND	0.70	1.00	0.70	\$26.68	\$18.68	
315 100 32 31	1.00	CND	0.70	1.00	0.70	\$26.68	\$18.68	
315 100 33 00	0.59	COM	45.00	0.60	15.93	\$26.68	\$425.00	
315 100 34 00	0.52	COM	45.00	0.60	14.04	\$26.68	\$374.58	
315 100 38 00	2.65	COM	45.00	0.60	71.55	\$26.68	\$1,908.94	
315 100 39 01	1.00	CND	0.70	1.00	0.70	\$26.68	\$18.68	
315 100 39 02	1.00	CND	0.70	1.00	0.70	\$26.68	\$18.68	
315 100 39 03	1.00	CND	0.70	1.00	0.70	\$26.68	\$18.68	
315 100 39 04	1.00	CND	0.70	1.00	0.70	\$26.68	\$18.68	
315 100 39 05	1.00	CND	0.70	1.00	0.70	\$26.68	\$18.68	
315 100 39 06	1.00	CND	0.70	1.00	0.70	\$26.68	\$18.68	
315 100 39 07	1.00	CND	0.70	1.00	0.70	\$26.68	\$18.68	
315 100 39 08	1.00	CND	0.70	1.00	0.70	\$26.68	\$18.68	
315 100 39 09	1.00	CND	0.70	1.00	0.70	\$26.68	\$18.68	
315 100 39 10	1.00	CND	0.70	1.00	0.70	\$26.68	\$18.68	
315 100 39 11	1.00	CND	0.70	1.00	0.70	\$26.68	\$18.68	
315 100 39 12	1.00	CND	0.70	1.00	0.70	\$26.68	\$18.68	
315 100 39 13	1.00	CND	0.70	1.00	0.70	\$26.68	\$18.68	
315 100 39 14	1.00	CND	0.70	1.00	0.70	\$26.68	\$18.68	

EXHIBIT C - Assessment Roll (Fiscal Year 2027)

Peñasquitos East Maintenance Assessment District

Parcel Number	Acres/ Units ⁽¹⁾	Land Use ⁽²⁾	Assessment Factors		Total EBU's	Unit Cost (\$/EBU)	FY 2027 ⁽⁴⁾ Assessment	Owner Name
			Land Use ⁽²⁾	Benefit ⁽³⁾				
315 100 39 15	1.00	CND	0.70	1.00	0.70	\$26.68	\$18.68	
315 100 39 16	1.00	CND	0.70	1.00	0.70	\$26.68	\$18.68	
315 100 39 17	1.00	CND	0.70	1.00	0.70	\$26.68	\$18.68	
315 100 39 18	1.00	CND	0.70	1.00	0.70	\$26.68	\$18.68	
315 100 39 19	1.00	CND	0.70	1.00	0.70	\$26.68	\$18.68	
315 100 39 20	1.00	CND	0.70	1.00	0.70	\$26.68	\$18.68	
315 100 39 21	1.00	CND	0.70	1.00	0.70	\$26.68	\$18.68	
315 100 39 22	1.00	CND	0.70	1.00	0.70	\$26.68	\$18.68	
315 100 39 23	1.00	CND	0.70	1.00	0.70	\$26.68	\$18.68	
315 100 39 24	1.00	CND	0.70	1.00	0.70	\$26.68	\$18.68	
315 100 39 25	1.00	CND	0.70	1.00	0.70	\$26.68	\$18.68	
315 100 39 26	1.00	CND	0.70	1.00	0.70	\$26.68	\$18.68	
315 100 39 27	1.00	CND	0.70	1.00	0.70	\$26.68	\$18.68	
315 100 39 28	1.00	CND	0.70	1.00	0.70	\$26.68	\$18.68	
315 100 39 29	1.00	CND	0.70	1.00	0.70	\$26.68	\$18.68	
315 100 39 30	1.00	CND	0.70	1.00	0.70	\$26.68	\$18.68	
315 100 39 31	1.00	CND	0.70	1.00	0.70	\$26.68	\$18.68	
315 100 39 32	1.00	CND	0.70	1.00	0.70	\$26.68	\$18.68	
315 100 39 33	1.00	CND	0.70	1.00	0.70	\$26.68	\$18.68	
315 100 39 34	1.00	CND	0.70	1.00	0.70	\$26.68	\$18.68	
315 100 39 35	1.00	CND	0.70	1.00	0.70	\$26.68	\$18.68	
315 100 39 36	1.00	CND	0.70	1.00	0.70	\$26.68	\$18.68	
315 100 39 37	1.00	CND	0.70	1.00	0.70	\$26.68	\$18.68	
315 100 39 38	1.00	CND	0.70	1.00	0.70	\$26.68	\$18.68	
315 100 39 39	1.00	CND	0.70	1.00	0.70	\$26.68	\$18.68	
315 100 39 40	1.00	CND	0.70	1.00	0.70	\$26.68	\$18.68	
315 100 39 41	1.00	CND	0.70	1.00	0.70	\$26.68	\$18.68	
315 100 39 42	1.00	CND	0.70	1.00	0.70	\$26.68	\$18.68	
315 100 39 43	1.00	CND	0.70	1.00	0.70	\$26.68	\$18.68	
315 100 39 44	1.00	CND	0.70	1.00	0.70	\$26.68	\$18.68	
315 100 39 45	1.00	CND	0.70	1.00	0.70	\$26.68	\$18.68	
315 100 39 46	1.00	CND	0.70	1.00	0.70	\$26.68	\$18.68	
315 100 39 47	1.00	CND	0.70	1.00	0.70	\$26.68	\$18.68	
315 100 39 48	1.00	CND	0.70	1.00	0.70	\$26.68	\$18.68	
315 100 40 01	1.00	CND	0.70	1.00	0.70	\$26.68	\$18.68	
315 100 40 02	1.00	CND	0.70	1.00	0.70	\$26.68	\$18.68	
315 100 40 03	1.00	CND	0.70	1.00	0.70	\$26.68	\$18.68	
315 100 40 04	1.00	CND	0.70	1.00	0.70	\$26.68	\$18.68	
315 100 40 05	1.00	CND	0.70	1.00	0.70	\$26.68	\$18.68	
315 100 40 06	1.00	CND	0.70	1.00	0.70	\$26.68	\$18.68	
315 100 40 07	1.00	CND	0.70	1.00	0.70	\$26.68	\$18.68	
315 100 40 08	1.00	CND	0.70	1.00	0.70	\$26.68	\$18.68	
315 100 40 09	1.00	CND	0.70	1.00	0.70	\$26.68	\$18.68	
315 100 40 10	1.00	CND	0.70	1.00	0.70	\$26.68	\$18.68	
315 100 40 11	1.00	CND	0.70	1.00	0.70	\$26.68	\$18.68	
315 100 40 12	1.00	CND	0.70	1.00	0.70	\$26.68	\$18.68	
315 100 40 13	1.00	CND	0.70	1.00	0.70	\$26.68	\$18.68	
315 100 40 14	1.00	CND	0.70	1.00	0.70	\$26.68	\$18.68	
315 100 40 15	1.00	CND	0.70	1.00	0.70	\$26.68	\$18.68	
315 100 40 16	1.00	CND	0.70	1.00	0.70	\$26.68	\$18.68	
315 100 40 17	1.00	CND	0.70	1.00	0.70	\$26.68	\$18.68	
315 100 40 18	1.00	CND	0.70	1.00	0.70	\$26.68	\$18.68	
315 100 40 19	1.00	CND	0.70	1.00	0.70	\$26.68	\$18.68	

EXHIBIT C - Assessment Roll (Fiscal Year 2027)

Peñasquitos East Maintenance Assessment District

Parcel Number	Acres/ Units ⁽¹⁾	Land Use ⁽²⁾	Assessment Factors		Total EBU's	Unit Cost (\$/EBU)	FY 2027 ⁽⁴⁾ Assessment	Owner Name
			Land Use ⁽²⁾	Benefit ⁽³⁾				
315 100 40 20	1.00	CND	0.70	1.00	0.70	\$26.68	\$18.68	
315 100 40 21	1.00	CND	0.70	1.00	0.70	\$26.68	\$18.68	
315 100 40 22	1.00	CND	0.70	1.00	0.70	\$26.68	\$18.68	
315 100 40 23	1.00	CND	0.70	1.00	0.70	\$26.68	\$18.68	
315 100 40 24	1.00	CND	0.70	1.00	0.70	\$26.68	\$18.68	
315 100 40 25	1.00	CND	0.70	1.00	0.70	\$26.68	\$18.68	
315 100 40 26	1.00	CND	0.70	1.00	0.70	\$26.68	\$18.68	
315 100 40 27	1.00	CND	0.70	1.00	0.70	\$26.68	\$18.68	
315 100 40 28	1.00	CND	0.70	1.00	0.70	\$26.68	\$18.68	
315 100 40 29	1.00	CND	0.70	1.00	0.70	\$26.68	\$18.68	
315 100 40 30	1.00	CND	0.70	1.00	0.70	\$26.68	\$18.68	
315 100 40 31	1.00	CND	0.70	1.00	0.70	\$26.68	\$18.68	
315 100 40 32	1.00	CND	0.70	1.00	0.70	\$26.68	\$18.68	
315 100 40 33	1.00	CND	0.70	1.00	0.70	\$26.68	\$18.68	
315 100 40 34	1.00	CND	0.70	1.00	0.70	\$26.68	\$18.68	
315 100 40 35	1.00	CND	0.70	1.00	0.70	\$26.68	\$18.68	
315 100 40 36	1.00	CND	0.70	1.00	0.70	\$26.68	\$18.68	
315 100 40 37	1.00	CND	0.70	1.00	0.70	\$26.68	\$18.68	
315 100 40 38	1.00	CND	0.70	1.00	0.70	\$26.68	\$18.68	
315 100 40 39	1.00	CND	0.70	1.00	0.70	\$26.68	\$18.68	
315 100 40 40	1.00	CND	0.70	1.00	0.70	\$26.68	\$18.68	
315 100 40 41	1.00	CND	0.70	1.00	0.70	\$26.68	\$18.68	
315 100 40 42	1.00	CND	0.70	1.00	0.70	\$26.68	\$18.68	
315 100 40 43	1.00	CND	0.70	1.00	0.70	\$26.68	\$18.68	
315 100 40 44	1.00	CND	0.70	1.00	0.70	\$26.68	\$18.68	
315 100 40 45	1.00	CND	0.70	1.00	0.70	\$26.68	\$18.68	
315 100 40 46	1.00	CND	0.70	1.00	0.70	\$26.68	\$18.68	
315 100 40 47	1.00	CND	0.70	1.00	0.70	\$26.68	\$18.68	
315 100 40 48	1.00	CND	0.70	1.00	0.70	\$26.68	\$18.68	
315 100 40 49	1.00	CND	0.70	1.00	0.70	\$26.68	\$18.68	
315 100 40 50	1.00	CND	0.70	1.00	0.70	\$26.68	\$18.68	
315 100 40 51	1.00	CND	0.70	1.00	0.70	\$26.68	\$18.68	
315 100 40 52	1.00	CND	0.70	1.00	0.70	\$26.68	\$18.68	
315 100 40 53	1.00	CND	0.70	1.00	0.70	\$26.68	\$18.68	
315 100 40 54	1.00	CND	0.70	1.00	0.70	\$26.68	\$18.68	
315 100 40 55	1.00	CND	0.70	1.00	0.70	\$26.68	\$18.68	
315 100 40 56	1.00	CND	0.70	1.00	0.70	\$26.68	\$18.68	
315 100 40 57	1.00	CND	0.70	1.00	0.70	\$26.68	\$18.68	
315 100 40 58	1.00	CND	0.70	1.00	0.70	\$26.68	\$18.68	
315 100 40 59	1.00	CND	0.70	1.00	0.70	\$26.68	\$18.68	
315 100 40 60	1.00	CND	0.70	1.00	0.70	\$26.68	\$18.68	
315 100 40 61	1.00	CND	0.70	1.00	0.70	\$26.68	\$18.68	
315 100 40 62	1.00	CND	0.70	1.00	0.70	\$26.68	\$18.68	
315 100 40 63	1.00	CND	0.70	1.00	0.70	\$26.68	\$18.68	
315 100 40 64	1.00	CND	0.70	1.00	0.70	\$26.68	\$18.68	
315 100 41 01	1.00	CND	0.70	1.00	0.70	\$26.68	\$18.68	
315 100 41 02	1.00	CND	0.70	1.00	0.70	\$26.68	\$18.68	
315 100 41 03	1.00	CND	0.70	1.00	0.70	\$26.68	\$18.68	
315 100 41 04	1.00	CND	0.70	1.00	0.70	\$26.68	\$18.68	
315 100 41 05	1.00	CND	0.70	1.00	0.70	\$26.68	\$18.68	
315 100 41 06	1.00	CND	0.70	1.00	0.70	\$26.68	\$18.68	
315 100 41 07	1.00	CND	0.70	1.00	0.70	\$26.68	\$18.68	
315 100 41 08	1.00	CND	0.70	1.00	0.70	\$26.68	\$18.68	

EXHIBIT C - Assessment Roll (Fiscal Year 2027)

Peñasquitos East Maintenance Assessment District

Parcel Number	Acres/ Units ⁽¹⁾	Land Use ⁽²⁾	Assessment Factors		Total EBU's	Unit Cost (\$/EBU)	FY 2027 ⁽⁴⁾ Assessment	Owner Name
			Land Use ⁽²⁾	Benefit ⁽³⁾				
315 100 41 09	1.00	CND	0.70	1.00	0.70	\$26.68	\$18.68	
315 100 41 10	1.00	CND	0.70	1.00	0.70	\$26.68	\$18.68	
315 100 41 11	1.00	CND	0.70	1.00	0.70	\$26.68	\$18.68	
315 100 41 12	1.00	CND	0.70	1.00	0.70	\$26.68	\$18.68	
315 100 41 13	1.00	CND	0.70	1.00	0.70	\$26.68	\$18.68	
315 100 41 14	1.00	CND	0.70	1.00	0.70	\$26.68	\$18.68	
315 100 41 15	1.00	CND	0.70	1.00	0.70	\$26.68	\$18.68	
315 100 41 16	1.00	CND	0.70	1.00	0.70	\$26.68	\$18.68	
315 100 41 17	1.00	CND	0.70	1.00	0.70	\$26.68	\$18.68	
315 100 41 18	1.00	CND	0.70	1.00	0.70	\$26.68	\$18.68	
315 100 41 19	1.00	CND	0.70	1.00	0.70	\$26.68	\$18.68	
315 100 41 20	1.00	CND	0.70	1.00	0.70	\$26.68	\$18.68	
315 100 41 21	1.00	CND	0.70	1.00	0.70	\$26.68	\$18.68	
315 100 41 22	1.00	CND	0.70	1.00	0.70	\$26.68	\$18.68	
315 100 41 23	1.00	CND	0.70	1.00	0.70	\$26.68	\$18.68	
315 100 41 24	1.00	CND	0.70	1.00	0.70	\$26.68	\$18.68	
315 100 41 25	1.00	CND	0.70	1.00	0.70	\$26.68	\$18.68	
315 100 41 26	1.00	CND	0.70	1.00	0.70	\$26.68	\$18.68	
315 100 41 27	1.00	CND	0.70	1.00	0.70	\$26.68	\$18.68	
315 100 41 28	1.00	CND	0.70	1.00	0.70	\$26.68	\$18.68	
315 100 41 29	1.00	CND	0.70	1.00	0.70	\$26.68	\$18.68	
315 100 41 30	1.00	CND	0.70	1.00	0.70	\$26.68	\$18.68	
315 100 41 31	1.00	CND	0.70	1.00	0.70	\$26.68	\$18.68	
315 100 41 32	1.00	CND	0.70	1.00	0.70	\$26.68	\$18.68	
315 100 41 33	1.00	CND	0.70	1.00	0.70	\$26.68	\$18.68	
315 100 41 34	1.00	CND	0.70	1.00	0.70	\$26.68	\$18.68	
315 100 41 35	1.00	CND	0.70	1.00	0.70	\$26.68	\$18.68	
315 100 41 36	1.00	CND	0.70	1.00	0.70	\$26.68	\$18.68	
315 100 41 37	1.00	CND	0.70	1.00	0.70	\$26.68	\$18.68	
315 100 41 38	1.00	CND	0.70	1.00	0.70	\$26.68	\$18.68	
315 100 41 39	1.00	CND	0.70	1.00	0.70	\$26.68	\$18.68	
315 100 41 40	1.00	CND	0.70	1.00	0.70	\$26.68	\$18.68	
315 100 41 41	1.00	CND	0.70	1.00	0.70	\$26.68	\$18.68	
315 100 41 42	1.00	CND	0.70	1.00	0.70	\$26.68	\$18.68	
315 100 41 43	1.00	CND	0.70	1.00	0.70	\$26.68	\$18.68	
315 100 41 44	1.00	CND	0.70	1.00	0.70	\$26.68	\$18.68	
315 100 41 45	1.00	CND	0.70	1.00	0.70	\$26.68	\$18.68	
315 100 41 46	1.00	CND	0.70	1.00	0.70	\$26.68	\$18.68	
315 100 41 47	1.00	CND	0.70	1.00	0.70	\$26.68	\$18.68	
315 100 41 48	1.00	CND	0.70	1.00	0.70	\$26.68	\$18.68	
315 100 41 49	1.00	CND	0.70	1.00	0.70	\$26.68	\$18.68	
315 100 41 50	1.00	CND	0.70	1.00	0.70	\$26.68	\$18.68	
315 100 41 51	1.00	CND	0.70	1.00	0.70	\$26.68	\$18.68	
315 100 41 52	1.00	CND	0.70	1.00	0.70	\$26.68	\$18.68	
315 100 41 53	1.00	CND	0.70	1.00	0.70	\$26.68	\$18.68	
315 100 41 54	1.00	CND	0.70	1.00	0.70	\$26.68	\$18.68	
315 100 41 55	1.00	CND	0.70	1.00	0.70	\$26.68	\$18.68	
315 100 41 56	1.00	CND	0.70	1.00	0.70	\$26.68	\$18.68	
315 100 41 57	1.00	CND	0.70	1.00	0.70	\$26.68	\$18.68	
315 100 41 58	1.00	CND	0.70	1.00	0.70	\$26.68	\$18.68	
315 100 41 59	1.00	CND	0.70	1.00	0.70	\$26.68	\$18.68	
315 100 41 60	1.00	CND	0.70	1.00	0.70	\$26.68	\$18.68	
315 100 41 61	1.00	CND	0.70	1.00	0.70	\$26.68	\$18.68	

EXHIBIT C - Assessment Roll (Fiscal Year 2027)
Peñasquitos East Maintenance Assessment District

Parcel Number	Acres/ Units ⁽¹⁾	Land Use ⁽²⁾	Assessment Factors		Total EBU's	Unit Cost (\$/EBU)	FY 2027 ⁽⁴⁾ Assessment	Owner Name
			Land Use ⁽²⁾	Benefit ⁽³⁾				
315 100 41 62	1.00	CND	0.70	1.00	0.70	\$26.68	\$18.68	
315 100 41 63	1.00	CND	0.70	1.00	0.70	\$26.68	\$18.68	
315 100 41 64	1.00	CND	0.70	1.00	0.70	\$26.68	\$18.68	
315 100 44 00	1.34	COM	45.00	0.60	36.18	\$26.68	\$965.28	
315 100 45 00	0.33	COM	45.00	0.60	8.91	\$26.68	\$237.72	
315 100 46 00	0.38	COM	45.00	0.60	10.26	\$26.68	\$273.74	
315 100 47 00	2.61	COM	45.00	0.60	70.47	\$26.68	\$1,880.14	
315 100 48 00	0.15	COM	45.00	0.60	4.05	\$26.68	\$108.04	
315 100 50 00	0.05	COM	45.00	0.60	1.35	\$26.68	\$36.02	
315 100 53 00	0.53	COM	45.00	0.60	14.31	\$26.68	\$381.78	
315 100 56 00	5.93	COM	45.00	0.60	160.11	\$26.68	\$4,271.72	
315 100 57 00	0.86	COM	45.00	0.60	23.22	\$26.68	\$619.50	
315 100 58 00	0.36	COM	45.00	0.60	9.72	\$26.68	\$259.32	
315 111 01 00	1.00	SFD	1.00	1.00	1.00	\$26.68	\$26.68	
315 111 02 01	1.00	CND	0.70	1.00	0.70	\$26.68	\$18.68	
315 111 02 02	1.00	CND	0.70	1.00	0.70	\$26.68	\$18.68	
315 111 03 00	1.00	SFD	1.00	1.00	1.00	\$26.68	\$26.68	
315 111 04 00	1.00	SFD	1.00	1.00	1.00	\$26.68	\$26.68	
315 111 05 00	2.00	DUP	0.70	1.00	1.40	\$26.68	\$37.34	
315 111 06 00	1.00	SFD	1.00	1.00	1.00	\$26.68	\$26.68	
315 111 07 00	1.00	SFD	1.00	1.00	1.00	\$26.68	\$26.68	
315 111 08 00	1.00	SFD	1.00	1.00	1.00	\$26.68	\$26.68	
315 111 09 00	1.00	SFD	1.00	1.00	1.00	\$26.68	\$26.68	
315 111 10 00	1.00	SFD	1.00	1.00	1.00	\$26.68	\$26.68	
315 111 11 00	1.00	SFD	1.00	1.00	1.00	\$26.68	\$26.68	
315 111 12 00	1.00	SFD	1.00	1.00	1.00	\$26.68	\$26.68	
315 111 13 00	1.00	SFD	1.00	1.00	1.00	\$26.68	\$26.68	
315 111 14 00	1.00	SFD	1.00	1.00	1.00	\$26.68	\$26.68	
315 111 15 00	1.00	SFD	1.00	1.00	1.00	\$26.68	\$26.68	
315 111 16 00	2.00	DUP	0.70	1.00	1.40	\$26.68	\$37.34	
315 111 17 00	1.00	SFD	1.00	1.00	1.00	\$26.68	\$26.68	
315 111 18 00	1.00	SFD	1.00	1.00	1.00	\$26.68	\$26.68	
315 111 19 00	1.00	SFD	1.00	1.00	1.00	\$26.68	\$26.68	
315 111 21 00	1.00	SFD	1.00	1.00	1.00	\$26.68	\$26.68	
315 111 22 00	1.00	SFD	1.00	1.00	1.00	\$26.68	\$26.68	
315 111 23 00	1.00	SFD	1.00	1.00	1.00	\$26.68	\$26.68	
315 111 24 00	1.00	SFD	1.00	1.00	1.00	\$26.68	\$26.68	
315 111 25 00	1.00	SFD	1.00	1.00	1.00	\$26.68	\$26.68	
315 111 26 00	1.00	SFD	1.00	1.00	1.00	\$26.68	\$26.68	
315 111 27 00	1.00	SFD	1.00	1.00	1.00	\$26.68	\$26.68	
315 111 28 00	1.00	SFD	1.00	1.00	1.00	\$26.68	\$26.68	
315 111 29 00	1.00	SFD	1.00	1.00	1.00	\$26.68	\$26.68	
315 111 30 00	1.00	SFD	1.00	1.00	1.00	\$26.68	\$26.68	
315 111 31 00	1.00	SFD	1.00	1.00	1.00	\$26.68	\$26.68	
315 111 32 00	3.00	MFR	0.70	1.00	2.10	\$26.68	\$56.02	
315 111 33 00	1.00	SFD	1.00	1.00	1.00	\$26.68	\$26.68	
315 112 01 00	1.00	SFD	1.00	1.00	1.00	\$26.68	\$26.68	
315 112 02 00	1.00	SFD	1.00	1.00	1.00	\$26.68	\$26.68	
315 112 03 00	1.00	SFD	1.00	1.00	1.00	\$26.68	\$26.68	
315 112 04 00	1.00	SFD	1.00	1.00	1.00	\$26.68	\$26.68	
315 112 05 00	1.00	SFD	1.00	1.00	1.00	\$26.68	\$26.68	
315 112 06 01	1.00	CND	0.70	1.00	0.70	\$26.68	\$18.68	
315 112 06 02	1.00	CND	0.70	1.00	0.70	\$26.68	\$18.68	

EXHIBIT C - Assessment Roll (Fiscal Year 2027)

Peñasquitos East Maintenance Assessment District

Parcel Number	Acres/ Units ⁽¹⁾	Land Use ⁽²⁾	Assessment Factors		Total EBU	Unit Cost (\$/EBU)	FY 2027 ⁽⁴⁾ Assessment	Owner Name
			Land Use ⁽²⁾	Benefit ⁽³⁾				
315 112 07 00	1.00	SFD	1.00	1.00	1.00	\$26.68	\$26.68	
315 112 08 00	1.00	SFD	1.00	1.00	1.00	\$26.68	\$26.68	
315 112 09 00	1.00	SFD	1.00	1.00	1.00	\$26.68	\$26.68	
315 113 01 00	1.00	SFD	1.00	1.00	1.00	\$26.68	\$26.68	
315 113 02 00	1.00	SFD	1.00	1.00	1.00	\$26.68	\$26.68	
315 113 03 00	1.00	SFD	1.00	1.00	1.00	\$26.68	\$26.68	
315 113 04 00	1.00	SFD	1.00	1.00	1.00	\$26.68	\$26.68	
315 113 05 00	1.00	SFD	1.00	1.00	1.00	\$26.68	\$26.68	
315 113 06 00	1.00	SFD	1.00	1.00	1.00	\$26.68	\$26.68	
315 114 01 00	1.00	SFD	1.00	1.00	1.00	\$26.68	\$26.68	
315 114 02 00	1.00	SFD	1.00	1.00	1.00	\$26.68	\$26.68	
315 114 03 00	1.00	SFD	1.00	1.00	1.00	\$26.68	\$26.68	
315 114 05 00	1.00	SFD	1.00	1.00	1.00	\$26.68	\$26.68	
315 114 06 00	1.00	SFD	1.00	1.00	1.00	\$26.68	\$26.68	
315 114 07 00	1.00	SFD	1.00	1.00	1.00	\$26.68	\$26.68	
315 114 08 00	1.00	SFD	1.00	1.00	1.00	\$26.68	\$26.68	
315 114 09 00	1.00	SFD	1.00	1.00	1.00	\$26.68	\$26.68	
315 114 10 00	1.00	SFD	1.00	1.00	1.00	\$26.68	\$26.68	
315 114 11 00	1.00	SFD	1.00	1.00	1.00	\$26.68	\$26.68	
315 114 12 00	1.00	SFD	1.00	1.00	1.00	\$26.68	\$26.68	
315 114 13 00	1.00	SFD	1.00	1.00	1.00	\$26.68	\$26.68	
315 114 14 00	1.00	SFD	1.00	1.00	1.00	\$26.68	\$26.68	
315 114 16 01	1.00	CND	0.70	1.00	0.70	\$26.68	\$18.68	
315 114 16 02	1.00	CND	0.70	1.00	0.70	\$26.68	\$18.68	
315 114 16 03	1.00	CND	0.70	1.00	0.70	\$26.68	\$18.68	
315 114 16 04	1.00	CND	0.70	1.00	0.70	\$26.68	\$18.68	
315 114 16 05	1.00	CND	0.70	1.00	0.70	\$26.68	\$18.68	
315 114 16 06	1.00	CND	0.70	1.00	0.70	\$26.68	\$18.68	
315 114 16 07	1.00	CND	0.70	1.00	0.70	\$26.68	\$18.68	
315 114 16 08	1.00	CND	0.70	1.00	0.70	\$26.68	\$18.68	
315 114 16 09	1.00	CND	0.70	1.00	0.70	\$26.68	\$18.68	
315 114 16 10	1.00	CND	0.70	1.00	0.70	\$26.68	\$18.68	
315 114 16 11	1.00	CND	0.70	1.00	0.70	\$26.68	\$18.68	
315 114 16 12	1.00	CND	0.70	1.00	0.70	\$26.68	\$18.68	
315 114 16 13	1.00	CND	0.70	1.00	0.70	\$26.68	\$18.68	
315 114 16 14	1.00	CND	0.70	1.00	0.70	\$26.68	\$18.68	
315 114 16 15	1.00	CND	0.70	1.00	0.70	\$26.68	\$18.68	
315 114 16 16	1.00	CND	0.70	1.00	0.70	\$26.68	\$18.68	
315 114 16 17	1.00	CND	0.70	1.00	0.70	\$26.68	\$18.68	
315 114 16 18	1.00	CND	0.70	1.00	0.70	\$26.68	\$18.68	
315 114 16 19	1.00	CND	0.70	1.00	0.70	\$26.68	\$18.68	
315 114 16 20	1.00	CND	0.70	1.00	0.70	\$26.68	\$18.68	
315 114 16 21	1.00	CND	0.70	1.00	0.70	\$26.68	\$18.68	
315 114 16 22	1.00	CND	0.70	1.00	0.70	\$26.68	\$18.68	
315 114 16 23	1.00	CND	0.70	1.00	0.70	\$26.68	\$18.68	
315 114 16 24	1.00	CND	0.70	1.00	0.70	\$26.68	\$18.68	
315 114 16 25	1.00	CND	0.70	1.00	0.70	\$26.68	\$18.68	
315 114 16 26	1.00	CND	0.70	1.00	0.70	\$26.68	\$18.68	
315 114 16 27	1.00	CND	0.70	1.00	0.70	\$26.68	\$18.68	
315 114 16 28	1.00	CND	0.70	1.00	0.70	\$26.68	\$18.68	
315 114 16 29	1.00	CND	0.70	1.00	0.70	\$26.68	\$18.68	
315 114 16 30	1.00	CND	0.70	1.00	0.70	\$26.68	\$18.68	
315 114 16 31	1.00	CND	0.70	1.00	0.70	\$26.68	\$18.68	

EXHIBIT C - Assessment Roll (Fiscal Year 2027)

Peñasquitos East Maintenance Assessment District

Parcel Number	Acres/ Units ⁽¹⁾	Land Use ⁽²⁾	Assessment Factors		Total EBU's	Unit Cost (\$/EBU)	FY 2027 ⁽⁴⁾ Assessment	Owner Name
			Land Use ⁽²⁾	Benefit ⁽³⁾				
315 114 16 32	1.00	CND	0.70	1.00	0.70	\$26.68	\$18.68	
315 114 16 33	1.00	CND	0.70	1.00	0.70	\$26.68	\$18.68	
315 114 16 34	1.00	CND	0.70	1.00	0.70	\$26.68	\$18.68	
315 114 16 35	1.00	CND	0.70	1.00	0.70	\$26.68	\$18.68	
315 114 16 36	1.00	CND	0.70	1.00	0.70	\$26.68	\$18.68	
315 114 16 37	1.00	CND	0.70	1.00	0.70	\$26.68	\$18.68	
315 114 16 38	1.00	CND	0.70	1.00	0.70	\$26.68	\$18.68	
315 114 16 39	1.00	CND	0.70	1.00	0.70	\$26.68	\$18.68	
315 114 16 40	1.00	CND	0.70	1.00	0.70	\$26.68	\$18.68	
315 114 18 01	1.00	CND	0.70	1.00	0.70	\$26.68	\$18.68	
315 114 18 02	1.00	CND	0.70	1.00	0.70	\$26.68	\$18.68	
315 114 18 03	1.00	CND	0.70	1.00	0.70	\$26.68	\$18.68	
315 114 18 04	1.00	CND	0.70	1.00	0.70	\$26.68	\$18.68	
315 114 18 05	1.00	CND	0.70	1.00	0.70	\$26.68	\$18.68	
315 114 18 06	1.00	CND	0.70	1.00	0.70	\$26.68	\$18.68	
315 114 18 07	1.00	CND	0.70	1.00	0.70	\$26.68	\$18.68	
315 114 18 08	1.00	CND	0.70	1.00	0.70	\$26.68	\$18.68	
315 114 18 09	1.00	CND	0.70	1.00	0.70	\$26.68	\$18.68	
315 114 18 10	1.00	CND	0.70	1.00	0.70	\$26.68	\$18.68	
315 114 18 11	1.00	CND	0.70	1.00	0.70	\$26.68	\$18.68	
315 114 18 12	1.00	CND	0.70	1.00	0.70	\$26.68	\$18.68	
315 114 18 13	1.00	CND	0.70	1.00	0.70	\$26.68	\$18.68	
315 114 18 14	1.00	CND	0.70	1.00	0.70	\$26.68	\$18.68	
315 114 18 15	1.00	CND	0.70	1.00	0.70	\$26.68	\$18.68	
315 114 18 16	1.00	CND	0.70	1.00	0.70	\$26.68	\$18.68	
315 114 18 17	1.00	CND	0.70	1.00	0.70	\$26.68	\$18.68	
315 114 18 18	1.00	CND	0.70	1.00	0.70	\$26.68	\$18.68	
315 114 18 19	1.00	CND	0.70	1.00	0.70	\$26.68	\$18.68	
315 114 18 20	1.00	CND	0.70	1.00	0.70	\$26.68	\$18.68	
315 115 01 00	2.00	DUP	0.70	1.00	1.40	\$26.68	\$37.34	
315 115 02 00	1.00	SFD	1.00	1.00	1.00	\$26.68	\$26.68	
315 115 03 00	1.00	SFD	1.00	1.00	1.00	\$26.68	\$26.68	
315 115 04 00	1.00	SFD	1.00	1.00	1.00	\$26.68	\$26.68	
315 115 05 00	1.00	SFD	1.00	1.00	1.00	\$26.68	\$26.68	
315 115 06 00	1.00	SFD	1.00	1.00	1.00	\$26.68	\$26.68	
315 115 07 00	1.00	SFD	1.00	1.00	1.00	\$26.68	\$26.68	
315 115 08 00	1.00	SFD	1.00	1.00	1.00	\$26.68	\$26.68	
315 115 09 00	1.00	SFD	1.00	1.00	1.00	\$26.68	\$26.68	
315 115 10 00	1.00	SFD	1.00	1.00	1.00	\$26.68	\$26.68	
315 115 11 01	1.00	CND	0.70	1.00	0.70	\$26.68	\$18.68	
315 115 11 02	1.00	CND	0.70	1.00	0.70	\$26.68	\$18.68	
315 115 12 00	1.00	SFD	1.00	1.00	1.00	\$26.68	\$26.68	
315 115 13 00	1.00	SFD	1.00	1.00	1.00	\$26.68	\$26.68	
315 116 01 00	1.00	SFD	1.00	1.00	1.00	\$26.68	\$26.68	
315 116 02 00	1.00	SFD	1.00	1.00	1.00	\$26.68	\$26.68	
315 116 04 00	1.00	SFD	1.00	1.00	1.00	\$26.68	\$26.68	
315 120 01 00	1.00	SFD	1.00	1.00	1.00	\$26.68	\$26.68	
315 120 02 00	1.00	SFD	1.00	1.00	1.00	\$26.68	\$26.68	
315 120 03 00	1.00	SFD	1.00	1.00	1.00	\$26.68	\$26.68	
315 120 04 00	1.00	SFD	1.00	1.00	1.00	\$26.68	\$26.68	
315 120 05 00	1.00	SFD	1.00	1.00	1.00	\$26.68	\$26.68	
315 120 06 00	1.00	SFD	1.00	1.00	1.00	\$26.68	\$26.68	
315 120 07 00	1.00	SFD	1.00	1.00	1.00	\$26.68	\$26.68	

EXHIBIT C - Assessment Roll (Fiscal Year 2027)

Peñasquitos East Maintenance Assessment District

Parcel Number	Acres/ Units ⁽¹⁾	Land Use ⁽²⁾	Assessment Factors		Total EBU's	Unit Cost (\$/EBU)	FY 2027 ⁽⁴⁾ Assessment	Owner Name
			Land Use ⁽²⁾	Benefit ⁽³⁾				
315 120 08 00	1.00	SFD	1.00	1.00	1.00	\$26.68	\$26.68	
315 120 09 00	1.00	SFD	1.00	1.00	1.00	\$26.68	\$26.68	
315 120 10 00	1.00	SFD	1.00	1.00	1.00	\$26.68	\$26.68	
315 120 11 00	1.00	SFD	1.00	1.00	1.00	\$26.68	\$26.68	
315 120 12 00	1.00	SFD	1.00	1.00	1.00	\$26.68	\$26.68	
315 120 13 00	1.00	SFD	1.00	1.00	1.00	\$26.68	\$26.68	
315 120 14 00	1.00	SFD	1.00	1.00	1.00	\$26.68	\$26.68	
315 120 15 00	1.00	SFD	1.00	1.00	1.00	\$26.68	\$26.68	
315 120 16 00	1.00	SFD	1.00	1.00	1.00	\$26.68	\$26.68	
315 120 17 00	1.00	SFD	1.00	1.00	1.00	\$26.68	\$26.68	
315 120 18 00	1.00	SFD	1.00	1.00	1.00	\$26.68	\$26.68	
315 120 28 00	1.00	SFD	1.00	1.00	1.00	\$26.68	\$26.68	
315 120 29 00	1.00	SFD	1.00	1.00	1.00	\$26.68	\$26.68	
315 120 36 00	1.00	SFD	1.00	1.00	1.00	\$26.68	\$26.68	
315 120 37 00	1.00	SFD	1.00	1.00	1.00	\$26.68	\$26.68	
315 120 38 00	1.00	SFD	1.00	1.00	1.00	\$26.68	\$26.68	
315 120 39 00	1.00	SFD	1.00	1.00	1.00	\$26.68	\$26.68	
315 120 41 00	1.00	SFD	1.00	1.00	1.00	\$26.68	\$26.68	
315 120 42 00	1.00	SFD	1.00	1.00	1.00	\$26.68	\$26.68	
315 120 43 00	1.00	SFD	1.00	1.00	1.00	\$26.68	\$26.68	
315 120 44 00	1.00	SFD	1.00	1.00	1.00	\$26.68	\$26.68	
315 120 45 00	1.00	SFD	1.00	1.00	1.00	\$26.68	\$26.68	
315 120 46 00	1.00	SFD	1.00	1.00	1.00	\$26.68	\$26.68	
315 120 47 00	1.00	SFD	1.00	1.00	1.00	\$26.68	\$26.68	
315 120 48 00	1.00	SFD	1.00	1.00	1.00	\$26.68	\$26.68	
315 120 49 00	1.00	SFD	1.00	1.00	1.00	\$26.68	\$26.68	
315 120 50 00	1.00	SFD	1.00	1.00	1.00	\$26.68	\$26.68	
315 120 51 00	1.00	SFD	1.00	1.00	1.00	\$26.68	\$26.68	
315 120 52 00	1.00	SFD	1.00	1.00	1.00	\$26.68	\$26.68	
315 120 53 00	1.00	SFD	1.00	1.00	1.00	\$26.68	\$26.68	
315 120 54 00	1.00	SFD	1.00	1.00	1.00	\$26.68	\$26.68	
315 120 55 00	1.00	SFD	1.00	1.00	1.00	\$26.68	\$26.68	
315 120 56 00	1.00	SFD	1.00	1.00	1.00	\$26.68	\$26.68	
315 120 57 00	1.00	SFD	1.00	1.00	1.00	\$26.68	\$26.68	
315 120 58 00	1.00	SFD	1.00	1.00	1.00	\$26.68	\$26.68	
315 120 59 00	1.00	SFD	1.00	1.00	1.00	\$26.68	\$26.68	
315 120 60 00	1.00	SFD	1.00	1.00	1.00	\$26.68	\$26.68	
315 120 65 00	0.01	UTL	3.00	0.30	0.01	\$26.68	\$0.24	
315 120 66 00	56.00	MFR	0.70	1.00	39.20	\$26.68	\$1,045.86	
315 120 67 00	0.01	UTL	3.00	0.30	0.01	\$26.68	\$0.24	
315 130 01 00	1.00	SFD	1.00	1.00	1.00	\$26.68	\$26.68	
315 130 02 00	1.00	SFD	1.00	1.00	1.00	\$26.68	\$26.68	
315 130 03 00	1.00	SFD	1.00	1.00	1.00	\$26.68	\$26.68	
315 130 04 00	1.00	SFD	1.00	1.00	1.00	\$26.68	\$26.68	
315 130 05 00	1.00	SFD	1.00	1.00	1.00	\$26.68	\$26.68	
315 130 06 00	1.00	SFD	1.00	1.00	1.00	\$26.68	\$26.68	
315 130 07 00	1.00	SFD	1.00	1.00	1.00	\$26.68	\$26.68	
315 130 08 00	1.00	SFD	1.00	1.00	1.00	\$26.68	\$26.68	
315 130 09 00	1.00	SFD	1.00	1.00	1.00	\$26.68	\$26.68	
315 130 10 00	1.00	SFD	1.00	1.00	1.00	\$26.68	\$26.68	
315 130 11 00	1.00	SFD	1.00	1.00	1.00	\$26.68	\$26.68	
315 130 12 00	1.00	SFD	1.00	1.00	1.00	\$26.68	\$26.68	
315 130 13 00	1.00	SFD	1.00	1.00	1.00	\$26.68	\$26.68	

EXHIBIT C - Assessment Roll (Fiscal Year 2027)

Peñasquitos East Maintenance Assessment District

Parcel Number	Acres/ Units ⁽¹⁾	Land Use ⁽²⁾	Assessment Factors		Total EBU	Unit Cost (\$/EBU)	FY 2027 ⁽⁴⁾ Assessment	Owner Name
			Land Use ⁽²⁾	Benefit ⁽³⁾				
315 130 14 00	1.00	SFD	1.00	1.00	1.00	\$26.68	\$26.68	
315 130 15 00	1.00	SFD	1.00	1.00	1.00	\$26.68	\$26.68	
315 130 16 00	1.00	SFD	1.00	1.00	1.00	\$26.68	\$26.68	
315 130 17 00	1.00	SFD	1.00	1.00	1.00	\$26.68	\$26.68	
315 130 18 00	1.00	SFD	1.00	1.00	1.00	\$26.68	\$26.68	
315 130 19 00	1.00	SFD	1.00	1.00	1.00	\$26.68	\$26.68	
315 130 20 00	1.00	SFD	1.00	1.00	1.00	\$26.68	\$26.68	
315 130 21 00	1.00	SFD	1.00	1.00	1.00	\$26.68	\$26.68	
315 130 22 00	1.00	SFD	1.00	1.00	1.00	\$26.68	\$26.68	
315 130 23 00	1.00	SFD	1.00	1.00	1.00	\$26.68	\$26.68	
315 130 24 00	1.00	SFD	1.00	1.00	1.00	\$26.68	\$26.68	
315 130 25 00	1.00	SFD	1.00	1.00	1.00	\$26.68	\$26.68	
315 130 26 00	1.00	SFD	1.00	1.00	1.00	\$26.68	\$26.68	
315 130 27 00	1.00	SFD	1.00	1.00	1.00	\$26.68	\$26.68	
315 130 28 00	1.00	SFD	1.00	1.00	1.00	\$26.68	\$26.68	
315 140 01 00	1.00	SFD	1.00	1.00	1.00	\$26.68	\$26.68	
315 140 02 00	1.00	SFD	1.00	1.00	1.00	\$26.68	\$26.68	
315 140 03 00	1.00	SFD	1.00	1.00	1.00	\$26.68	\$26.68	
315 140 04 00	1.00	SFD	1.00	1.00	1.00	\$26.68	\$26.68	
315 140 05 00	1.00	SFD	1.00	1.00	1.00	\$26.68	\$26.68	
315 140 06 00	1.00	SFD	1.00	1.00	1.00	\$26.68	\$26.68	
315 140 07 00	1.00	SFD	1.00	1.00	1.00	\$26.68	\$26.68	
315 140 08 00	1.00	SFD	1.00	1.00	1.00	\$26.68	\$26.68	
315 140 09 00	1.00	SFD	1.00	1.00	1.00	\$26.68	\$26.68	
315 140 10 00	1.00	SFD	1.00	1.00	1.00	\$26.68	\$26.68	
315 140 11 00	1.00	SFD	1.00	1.00	1.00	\$26.68	\$26.68	
315 140 12 00	1.00	SFD	1.00	1.00	1.00	\$26.68	\$26.68	
315 140 13 00	1.00	SFD	1.00	1.00	1.00	\$26.68	\$26.68	
315 140 14 00	1.00	SFD	1.00	1.00	1.00	\$26.68	\$26.68	
315 140 15 00	1.00	SFD	1.00	1.00	1.00	\$26.68	\$26.68	
315 140 16 00	1.00	SFD	1.00	1.00	1.00	\$26.68	\$26.68	
315 140 17 00	1.00	SFD	1.00	1.00	1.00	\$26.68	\$26.68	
315 140 18 00	1.00	SFD	1.00	1.00	1.00	\$26.68	\$26.68	
315 140 19 00	1.00	SFD	1.00	1.00	1.00	\$26.68	\$26.68	
315 140 20 00	1.00	SFD	1.00	1.00	1.00	\$26.68	\$26.68	
315 140 21 00	1.00	SFD	1.00	1.00	1.00	\$26.68	\$26.68	
315 140 22 00	1.00	SFD	1.00	1.00	1.00	\$26.68	\$26.68	
315 140 23 00	1.00	SFD	1.00	1.00	1.00	\$26.68	\$26.68	
315 140 24 00	1.00	SFD	1.00	1.00	1.00	\$26.68	\$26.68	
315 140 25 00	1.00	SFD	1.00	1.00	1.00	\$26.68	\$26.68	
315 140 26 00	1.00	SFD	1.00	1.00	1.00	\$26.68	\$26.68	
315 140 27 00	1.00	SFD	1.00	1.00	1.00	\$26.68	\$26.68	
315 140 28 00	1.00	SFD	1.00	1.00	1.00	\$26.68	\$26.68	
315 140 29 00	1.00	SFD	1.00	1.00	1.00	\$26.68	\$26.68	
315 140 30 00	1.00	SFD	1.00	1.00	1.00	\$26.68	\$26.68	
315 140 31 00	1.00	SFD	1.00	1.00	1.00	\$26.68	\$26.68	
315 140 32 00	1.00	SFD	1.00	1.00	1.00	\$26.68	\$26.68	
315 140 33 00	1.00	SFD	1.00	1.00	1.00	\$26.68	\$26.68	
315 150 01 00	32.00	MFR	0.70	1.00	22.40	\$26.68	\$597.62	
315 150 03 00	1.00	SFD	1.00	1.00	1.00	\$26.68	\$26.68	
315 150 04 00	1.00	SFD	1.00	1.00	1.00	\$26.68	\$26.68	
315 150 05 00	1.00	SFD	1.00	1.00	1.00	\$26.68	\$26.68	
315 150 06 00	1.00	SFD	1.00	1.00	1.00	\$26.68	\$26.68	

EXHIBIT C - Assessment Roll (Fiscal Year 2027)

Peñasquitos East Maintenance Assessment District

Parcel Number	Acres/ Units ⁽¹⁾	Land Use ⁽²⁾	Assessment Factors		Total EBU's	Unit Cost (\$/EBU)	FY 2027 ⁽⁴⁾ Assessment	Owner Name
			Land Use ⁽²⁾	Benefit ⁽³⁾				
315 150 07 00	1.00	SFD	1.00	1.00	1.00	\$26.68	\$26.68	
315 150 08 00	1.00	SFD	1.00	1.00	1.00	\$26.68	\$26.68	
315 150 09 00	1.00	SFD	1.00	1.00	1.00	\$26.68	\$26.68	
315 150 10 00	1.00	SFD	1.00	1.00	1.00	\$26.68	\$26.68	
315 150 11 00	1.00	SFD	1.00	1.00	1.00	\$26.68	\$26.68	
315 150 12 00	1.00	SFD	1.00	1.00	1.00	\$26.68	\$26.68	
315 150 13 00	1.00	SFD	1.00	1.00	1.00	\$26.68	\$26.68	
315 150 14 00	1.00	SFD	1.00	1.00	1.00	\$26.68	\$26.68	
315 150 15 00	1.00	SFD	1.00	1.00	1.00	\$26.68	\$26.68	
315 150 16 00	1.00	SFD	1.00	1.00	1.00	\$26.68	\$26.68	
315 150 17 00	1.00	SFD	1.00	1.00	1.00	\$26.68	\$26.68	
315 150 18 00	1.00	SFD	1.00	1.00	1.00	\$26.68	\$26.68	
315 150 19 00	1.00	SFD	1.00	1.00	1.00	\$26.68	\$26.68	
315 150 20 00	1.00	SFD	1.00	1.00	1.00	\$26.68	\$26.68	
315 150 21 00	1.00	SFD	1.00	1.00	1.00	\$26.68	\$26.68	
315 150 22 00	1.00	SFD	1.00	1.00	1.00	\$26.68	\$26.68	
315 150 23 00	1.00	SFD	1.00	1.00	1.00	\$26.68	\$26.68	
315 150 24 00	1.00	SFD	1.00	1.00	1.00	\$26.68	\$26.68	
315 150 25 00	1.00	SFD	1.00	1.00	1.00	\$26.68	\$26.68	
315 150 26 00	1.00	SFD	1.00	1.00	1.00	\$26.68	\$26.68	
315 150 27 00	1.00	SFD	1.00	1.00	1.00	\$26.68	\$26.68	
315 150 28 00	1.00	SFD	1.00	1.00	1.00	\$26.68	\$26.68	
315 150 29 00	1.00	SFD	1.00	1.00	1.00	\$26.68	\$26.68	
315 150 30 00	1.00	SFD	1.00	1.00	1.00	\$26.68	\$26.68	
315 150 31 00	1.00	SFD	1.00	1.00	1.00	\$26.68	\$26.68	
315 150 32 00	1.00	SFD	1.00	1.00	1.00	\$26.68	\$26.68	
315 150 33 00	1.00	SFD	1.00	1.00	1.00	\$26.68	\$26.68	
315 150 34 00	1.00	SFD	1.00	1.00	1.00	\$26.68	\$26.68	
315 150 35 00	1.00	SFD	1.00	1.00	1.00	\$26.68	\$26.68	
315 150 36 00	1.00	SFD	1.00	1.00	1.00	\$26.68	\$26.68	
315 150 37 00	1.00	SFD	1.00	1.00	1.00	\$26.68	\$26.68	
315 150 38 00	1.00	SFD	1.00	1.00	1.00	\$26.68	\$26.68	
315 150 39 00	1.00	SFD	1.00	1.00	1.00	\$26.68	\$26.68	
315 150 40 00	1.00	SFD	1.00	1.00	1.00	\$26.68	\$26.68	
315 150 41 00	1.00	SFD	1.00	1.00	1.00	\$26.68	\$26.68	
315 150 42 00	1.00	SFD	1.00	1.00	1.00	\$26.68	\$26.68	
315 150 43 00	1.00	SFD	1.00	1.00	1.00	\$26.68	\$26.68	
315 161 01 00	1.00	SFD	1.00	1.00	1.00	\$26.68	\$26.68	
315 161 02 00	1.00	SFD	1.00	1.00	1.00	\$26.68	\$26.68	
315 161 03 00	1.00	SFD	1.00	1.00	1.00	\$26.68	\$26.68	
315 161 04 00	1.00	SFD	1.00	1.00	1.00	\$26.68	\$26.68	
315 161 05 00	1.00	SFD	1.00	1.00	1.00	\$26.68	\$26.68	
315 161 06 00	1.00	SFD	1.00	1.00	1.00	\$26.68	\$26.68	
315 161 07 00	1.00	SFD	1.00	1.00	1.00	\$26.68	\$26.68	
315 161 08 00	1.00	SFD	1.00	1.00	1.00	\$26.68	\$26.68	
315 161 09 00	1.00	SFD	1.00	1.00	1.00	\$26.68	\$26.68	
315 161 10 00	1.00	SFD	1.00	1.00	1.00	\$26.68	\$26.68	
315 161 11 00	1.00	SFD	1.00	1.00	1.00	\$26.68	\$26.68	
315 161 12 00	1.00	SFD	1.00	1.00	1.00	\$26.68	\$26.68	
315 161 13 00	1.00	SFD	1.00	1.00	1.00	\$26.68	\$26.68	
315 161 14 00	1.00	SFD	1.00	1.00	1.00	\$26.68	\$26.68	
315 161 15 00	1.00	SFD	1.00	1.00	1.00	\$26.68	\$26.68	
315 161 16 00	1.00	SFD	1.00	1.00	1.00	\$26.68	\$26.68	

EXHIBIT C - Assessment Roll (Fiscal Year 2027)

Peñasquitos East Maintenance Assessment District

Parcel Number	Acres/ Units ⁽¹⁾	Land Use ⁽²⁾	Assessment Factors		Total EBU's	Unit Cost (\$/EBU)	FY 2027 ⁽⁴⁾ Assessment	Owner Name
			Land Use ⁽²⁾	Benefit ⁽³⁾				
315 161 17 00	1.00	SFD	1.00	1.00	1.00	\$26.68	\$26.68	
315 161 18 00	1.00	SFD	1.00	1.00	1.00	\$26.68	\$26.68	
315 161 19 00	1.00	SFD	1.00	1.00	1.00	\$26.68	\$26.68	
315 161 20 00	1.00	SFD	1.00	1.00	1.00	\$26.68	\$26.68	
315 161 21 00	1.00	SFD	1.00	1.00	1.00	\$26.68	\$26.68	
315 161 22 00	1.00	SFD	1.00	1.00	1.00	\$26.68	\$26.68	
315 161 23 00	1.00	SFD	1.00	1.00	1.00	\$26.68	\$26.68	
315 161 24 00	1.00	SFD	1.00	1.00	1.00	\$26.68	\$26.68	
315 161 25 00	1.00	SFD	1.00	1.00	1.00	\$26.68	\$26.68	
315 161 26 00	1.00	SFD	1.00	1.00	1.00	\$26.68	\$26.68	
315 161 27 00	1.00	SFD	1.00	1.00	1.00	\$26.68	\$26.68	
315 161 28 00	1.00	SFD	1.00	1.00	1.00	\$26.68	\$26.68	
315 161 29 00	1.00	SFD	1.00	1.00	1.00	\$26.68	\$26.68	
315 161 30 00	1.00	SFD	1.00	1.00	1.00	\$26.68	\$26.68	
315 161 31 00	1.00	SFD	1.00	1.00	1.00	\$26.68	\$26.68	
315 161 32 00	1.00	SFD	1.00	1.00	1.00	\$26.68	\$26.68	
315 161 33 00	1.00	SFD	1.00	1.00	1.00	\$26.68	\$26.68	
315 161 34 00	1.00	SFD	1.00	1.00	1.00	\$26.68	\$26.68	
315 161 35 00	1.00	SFD	1.00	1.00	1.00	\$26.68	\$26.68	
315 161 36 00	1.00	SFD	1.00	1.00	1.00	\$26.68	\$26.68	
315 161 37 00	1.00	SFD	1.00	1.00	1.00	\$26.68	\$26.68	
315 161 38 00	1.00	SFD	1.00	1.00	1.00	\$26.68	\$26.68	
315 161 39 00	1.00	SFD	1.00	1.00	1.00	\$26.68	\$26.68	
315 161 40 00	1.00	SFD	1.00	1.00	1.00	\$26.68	\$26.68	
315 162 01 00	1.00	SFD	1.00	1.00	1.00	\$26.68	\$26.68	
315 162 02 00	1.00	SFD	1.00	1.00	1.00	\$26.68	\$26.68	
315 162 03 00	1.00	SFD	1.00	1.00	1.00	\$26.68	\$26.68	
315 162 04 00	1.00	SFD	1.00	1.00	1.00	\$26.68	\$26.68	
315 162 05 00	1.00	SFD	1.00	1.00	1.00	\$26.68	\$26.68	
315 162 06 00	1.00	SFD	1.00	1.00	1.00	\$26.68	\$26.68	
315 162 07 00	1.00	SFD	1.00	1.00	1.00	\$26.68	\$26.68	
315 162 08 00	1.00	SFD	1.00	1.00	1.00	\$26.68	\$26.68	
315 163 02 00	1.00	SFD	1.00	1.00	1.00	\$26.68	\$26.68	
315 163 03 00	1.00	SFD	1.00	1.00	1.00	\$26.68	\$26.68	
315 163 04 00	1.00	SFD	1.00	1.00	1.00	\$26.68	\$26.68	
315 163 05 00	1.00	SFD	1.00	1.00	1.00	\$26.68	\$26.68	
315 163 06 00	1.00	SFD	1.00	1.00	1.00	\$26.68	\$26.68	
315 163 07 00	1.00	SFD	1.00	1.00	1.00	\$26.68	\$26.68	
315 163 08 00	1.00	SFD	1.00	1.00	1.00	\$26.68	\$26.68	
315 163 09 00	1.00	SFD	1.00	1.00	1.00	\$26.68	\$26.68	
315 163 10 00	1.00	SFD	1.00	1.00	1.00	\$26.68	\$26.68	
315 163 11 00	1.00	SFD	1.00	1.00	1.00	\$26.68	\$26.68	
315 163 12 00	1.00	SFD	1.00	1.00	1.00	\$26.68	\$26.68	
315 163 13 00	1.00	SFD	1.00	1.00	1.00	\$26.68	\$26.68	
315 163 14 00	1.00	SFD	1.00	1.00	1.00	\$26.68	\$26.68	
315 163 15 00	1.00	SFD	1.00	1.00	1.00	\$26.68	\$26.68	
315 163 16 00	1.00	SFD	1.00	1.00	1.00	\$26.68	\$26.68	
315 163 17 00	1.00	SFD	1.00	1.00	1.00	\$26.68	\$26.68	
315 170 01 00	1.00	SFD	1.00	1.00	1.00	\$26.68	\$26.68	
315 170 02 00	1.00	SFD	1.00	1.00	1.00	\$26.68	\$26.68	
315 170 03 00	1.00	SFD	1.00	1.00	1.00	\$26.68	\$26.68	
315 170 04 00	1.00	SFD	1.00	1.00	1.00	\$26.68	\$26.68	
315 170 05 00	1.00	SFD	1.00	1.00	1.00	\$26.68	\$26.68	

EXHIBIT C - Assessment Roll (Fiscal Year 2027)

Peñasquitos East Maintenance Assessment District

Parcel Number	Acres/ Units ⁽¹⁾	Land Use ⁽²⁾	Assessment Factors		Total EBU's	Unit Cost (\$/EBU)	FY 2027 ⁽⁴⁾ Assessment	Owner Name
			Land Use ⁽²⁾	Benefit ⁽³⁾				
315 170 06 00	1.00	SFD	1.00	1.00	1.00	\$26.68	\$26.68	
315 170 07 00	1.00	SFD	1.00	1.00	1.00	\$26.68	\$26.68	
315 170 08 00	1.00	SFD	1.00	1.00	1.00	\$26.68	\$26.68	
315 170 09 00	1.00	SFD	1.00	1.00	1.00	\$26.68	\$26.68	
315 170 10 00	1.00	SFD	1.00	1.00	1.00	\$26.68	\$26.68	
315 170 11 00	1.00	SFD	1.00	1.00	1.00	\$26.68	\$26.68	
315 170 12 00	1.00	SFD	1.00	1.00	1.00	\$26.68	\$26.68	
315 170 13 00	1.00	SFD	1.00	1.00	1.00	\$26.68	\$26.68	
315 170 14 00	1.00	SFD	1.00	1.00	1.00	\$26.68	\$26.68	
315 170 15 00	1.00	SFD	1.00	1.00	1.00	\$26.68	\$26.68	
315 170 16 00	1.00	SFD	1.00	1.00	1.00	\$26.68	\$26.68	
315 170 17 00	1.00	SFD	1.00	1.00	1.00	\$26.68	\$26.68	
315 170 18 00	1.00	SFD	1.00	1.00	1.00	\$26.68	\$26.68	
315 170 19 00	1.00	SFD	1.00	1.00	1.00	\$26.68	\$26.68	
315 170 22 00	1.00	SFD	1.00	1.00	1.00	\$26.68	\$26.68	
315 170 23 00	1.00	SFD	1.00	1.00	1.00	\$26.68	\$26.68	
315 170 24 00	1.00	SFD	1.00	1.00	1.00	\$26.68	\$26.68	
315 170 25 00	1.00	SFD	1.00	1.00	1.00	\$26.68	\$26.68	
315 170 26 00	1.00	SFD	1.00	1.00	1.00	\$26.68	\$26.68	
315 170 27 00	1.00	SFD	1.00	1.00	1.00	\$26.68	\$26.68	
315 170 28 00	1.00	SFD	1.00	1.00	1.00	\$26.68	\$26.68	
315 170 29 00	1.00	SFD	1.00	1.00	1.00	\$26.68	\$26.68	
315 170 30 00	1.00	SFD	1.00	1.00	1.00	\$26.68	\$26.68	
315 170 31 00	1.00	SFD	1.00	1.00	1.00	\$26.68	\$26.68	
315 170 32 00	1.00	SFD	1.00	1.00	1.00	\$26.68	\$26.68	
315 170 33 00	1.00	SFD	1.00	1.00	1.00	\$26.68	\$26.68	
315 170 34 00	1.00	SFD	1.00	1.00	1.00	\$26.68	\$26.68	
315 170 35 00	1.00	SFD	1.00	1.00	1.00	\$26.68	\$26.68	
315 170 36 00	1.00	SFD	1.00	1.00	1.00	\$26.68	\$26.68	
315 170 37 00	1.00	SFD	1.00	1.00	1.00	\$26.68	\$26.68	
315 170 38 00	1.00	SFD	1.00	1.00	1.00	\$26.68	\$26.68	
315 170 39 00	1.00	SFD	1.00	1.00	1.00	\$26.68	\$26.68	
315 170 40 00	1.00	SFD	1.00	1.00	1.00	\$26.68	\$26.68	
315 170 41 00	1.00	SFD	1.00	1.00	1.00	\$26.68	\$26.68	
315 170 43 00	1.00	SFD	1.00	1.00	1.00	\$26.68	\$26.68	
315 181 01 00	1.00	SFD	1.00	1.00	1.00	\$26.68	\$26.68	
315 181 02 00	1.00	SFD	1.00	1.00	1.00	\$26.68	\$26.68	
315 181 03 00	1.00	SFD	1.00	1.00	1.00	\$26.68	\$26.68	
315 181 04 00	1.00	SFD	1.00	1.00	1.00	\$26.68	\$26.68	
315 181 05 00	1.00	SFD	1.00	1.00	1.00	\$26.68	\$26.68	
315 181 06 00	1.00	SFD	1.00	1.00	1.00	\$26.68	\$26.68	
315 181 07 00	1.00	SFD	1.00	1.00	1.00	\$26.68	\$26.68	
315 181 08 00	1.00	SFD	1.00	1.00	1.00	\$26.68	\$26.68	
315 181 09 00	1.00	SFD	1.00	1.00	1.00	\$26.68	\$26.68	
315 181 10 00	1.00	SFD	1.00	1.00	1.00	\$26.68	\$26.68	
315 181 11 00	1.00	SFD	1.00	1.00	1.00	\$26.68	\$26.68	
315 181 12 00	1.00	SFD	1.00	1.00	1.00	\$26.68	\$26.68	
315 181 13 00	1.00	SFD	1.00	1.00	1.00	\$26.68	\$26.68	
315 181 14 00	1.00	SFD	1.00	1.00	1.00	\$26.68	\$26.68	
315 181 15 00	1.00	SFD	1.00	1.00	1.00	\$26.68	\$26.68	
315 181 16 00	1.00	SFD	1.00	1.00	1.00	\$26.68	\$26.68	
315 181 17 00	1.00	SFD	1.00	1.00	1.00	\$26.68	\$26.68	
315 181 18 00	1.00	SFD	1.00	1.00	1.00	\$26.68	\$26.68	

EXHIBIT C - Assessment Roll (Fiscal Year 2027)

Peñasquitos East Maintenance Assessment District

Parcel Number	Acres/ Units ⁽¹⁾	Land Use ⁽²⁾	Assessment Factors		Total EBU's	Unit Cost (\$/EBU)	FY 2027 ⁽⁴⁾ Assessment	Owner Name
			Land Use ⁽²⁾	Benefit ⁽³⁾				
315 181 19 00	1.00	SFD	1.00	1.00	1.00	\$26.68	\$26.68	
315 181 20 00	1.00	SFD	1.00	1.00	1.00	\$26.68	\$26.68	
315 181 21 00	1.00	SFD	1.00	1.00	1.00	\$26.68	\$26.68	
315 181 22 00	1.00	SFD	1.00	1.00	1.00	\$26.68	\$26.68	
315 181 23 00	1.00	SFD	1.00	1.00	1.00	\$26.68	\$26.68	
315 181 24 00	1.00	SFD	1.00	1.00	1.00	\$26.68	\$26.68	
315 181 25 00	1.00	SFD	1.00	1.00	1.00	\$26.68	\$26.68	
315 181 26 00	1.00	SFD	1.00	1.00	1.00	\$26.68	\$26.68	
315 181 27 00	1.00	SFD	1.00	1.00	1.00	\$26.68	\$26.68	
315 181 28 00	1.00	SFD	1.00	1.00	1.00	\$26.68	\$26.68	
315 181 29 00	1.00	SFD	1.00	1.00	1.00	\$26.68	\$26.68	
315 181 30 00	1.00	SFD	1.00	1.00	1.00	\$26.68	\$26.68	
315 181 31 00	1.00	SFD	1.00	1.00	1.00	\$26.68	\$26.68	
315 181 32 00	1.00	SFD	1.00	1.00	1.00	\$26.68	\$26.68	
315 181 33 00	1.00	SFD	1.00	1.00	1.00	\$26.68	\$26.68	
315 181 34 00	1.00	SFD	1.00	1.00	1.00	\$26.68	\$26.68	
315 181 35 00	1.00	SFD	1.00	1.00	1.00	\$26.68	\$26.68	
315 181 36 00	1.00	SFD	1.00	1.00	1.00	\$26.68	\$26.68	
315 181 37 00	1.00	SFD	1.00	1.00	1.00	\$26.68	\$26.68	
315 181 38 00	1.00	SFD	1.00	1.00	1.00	\$26.68	\$26.68	
315 181 39 00	1.00	SFD	1.00	1.00	1.00	\$26.68	\$26.68	
315 182 01 00	1.00	SFD	1.00	1.00	1.00	\$26.68	\$26.68	
315 182 02 00	1.00	SFD	1.00	1.00	1.00	\$26.68	\$26.68	
315 182 03 00	1.00	SFD	1.00	1.00	1.00	\$26.68	\$26.68	
315 182 04 00	1.00	SFD	1.00	1.00	1.00	\$26.68	\$26.68	
315 182 05 00	1.00	SFD	1.00	1.00	1.00	\$26.68	\$26.68	
315 182 06 00	1.00	SFD	1.00	1.00	1.00	\$26.68	\$26.68	
315 182 07 00	1.00	SFD	1.00	1.00	1.00	\$26.68	\$26.68	
315 182 08 00	1.00	SFD	1.00	1.00	1.00	\$26.68	\$26.68	
315 182 09 00	1.00	SFD	1.00	1.00	1.00	\$26.68	\$26.68	
315 182 10 00	1.00	SFD	1.00	1.00	1.00	\$26.68	\$26.68	
315 182 11 00	1.00	SFD	1.00	1.00	1.00	\$26.68	\$26.68	
315 182 12 00	1.00	SFD	1.00	1.00	1.00	\$26.68	\$26.68	
315 182 13 00	1.00	SFD	1.00	1.00	1.00	\$26.68	\$26.68	
315 182 14 00	1.00	SFD	1.00	1.00	1.00	\$26.68	\$26.68	
315 182 15 00	1.00	SFD	1.00	1.00	1.00	\$26.68	\$26.68	
315 182 16 00	1.00	SFD	1.00	1.00	1.00	\$26.68	\$26.68	
315 191 01 00	1.00	SFD	1.00	1.00	1.00	\$26.68	\$26.68	
315 191 02 00	1.00	SFD	1.00	1.00	1.00	\$26.68	\$26.68	
315 191 03 00	1.00	SFD	1.00	1.00	1.00	\$26.68	\$26.68	
315 191 04 00	1.00	SFD	1.00	1.00	1.00	\$26.68	\$26.68	
315 191 05 00	1.00	SFD	1.00	1.00	1.00	\$26.68	\$26.68	
315 191 06 00	1.00	SFD	1.00	1.00	1.00	\$26.68	\$26.68	
315 191 07 00	1.00	SFD	1.00	1.00	1.00	\$26.68	\$26.68	
315 191 08 00	1.00	SFD	1.00	1.00	1.00	\$26.68	\$26.68	
315 191 09 00	1.00	SFD	1.00	1.00	1.00	\$26.68	\$26.68	
315 191 10 00	1.00	SFD	1.00	1.00	1.00	\$26.68	\$26.68	
315 192 01 00	1.00	SFD	1.00	1.00	1.00	\$26.68	\$26.68	
315 192 02 00	1.00	SFD	1.00	1.00	1.00	\$26.68	\$26.68	
315 192 03 00	1.00	SFD	1.00	1.00	1.00	\$26.68	\$26.68	
315 192 04 00	1.00	SFD	1.00	1.00	1.00	\$26.68	\$26.68	
315 192 05 00	1.00	SFD	1.00	1.00	1.00	\$26.68	\$26.68	
315 192 06 00	1.00	SFD	1.00	1.00	1.00	\$26.68	\$26.68	

EXHIBIT C - Assessment Roll (Fiscal Year 2027)

Peñasquitos East Maintenance Assessment District

Parcel Number	Acres/ Units ⁽¹⁾	Land Use ⁽²⁾	Assessment Factors		Total EBU's	Unit Cost (\$/EBU)	FY 2027 ⁽⁴⁾ Assessment	Owner Name
			Land Use ⁽²⁾	Benefit ⁽³⁾				
315 192 07 00	1.00	SFD	1.00	1.00	1.00	\$26.68	\$26.68	
315 192 08 00	1.00	SFD	1.00	1.00	1.00	\$26.68	\$26.68	
315 192 09 00	1.00	SFD	1.00	1.00	1.00	\$26.68	\$26.68	
315 192 10 00	1.00	SFD	1.00	1.00	1.00	\$26.68	\$26.68	
315 192 11 00	1.00	SFD	1.00	1.00	1.00	\$26.68	\$26.68	
315 193 01 00	1.00	SFD	1.00	1.00	1.00	\$26.68	\$26.68	
315 193 02 00	1.00	SFD	1.00	1.00	1.00	\$26.68	\$26.68	
315 193 03 00	1.00	SFD	1.00	1.00	1.00	\$26.68	\$26.68	
315 193 04 00	1.00	SFD	1.00	1.00	1.00	\$26.68	\$26.68	
315 193 05 00	1.00	SFD	1.00	1.00	1.00	\$26.68	\$26.68	
315 193 06 00	1.00	SFD	1.00	1.00	1.00	\$26.68	\$26.68	
315 193 07 00	1.00	SFD	1.00	1.00	1.00	\$26.68	\$26.68	
315 193 08 00	1.00	SFD	1.00	1.00	1.00	\$26.68	\$26.68	
315 193 09 00	1.00	SFD	1.00	1.00	1.00	\$26.68	\$26.68	
315 193 10 00	1.00	SFD	1.00	1.00	1.00	\$26.68	\$26.68	
315 193 11 00	1.00	SFD	1.00	1.00	1.00	\$26.68	\$26.68	
315 193 12 00	1.00	SFD	1.00	1.00	1.00	\$26.68	\$26.68	
315 193 13 00	1.00	SFD	1.00	1.00	1.00	\$26.68	\$26.68	
315 193 14 00	1.00	SFD	1.00	1.00	1.00	\$26.68	\$26.68	
315 193 15 00	1.00	SFD	1.00	1.00	1.00	\$26.68	\$26.68	
315 193 16 00	1.00	SFD	1.00	1.00	1.00	\$26.68	\$26.68	
315 193 17 00	1.00	SFD	1.00	1.00	1.00	\$26.68	\$26.68	
315 193 18 00	1.00	SFD	1.00	1.00	1.00	\$26.68	\$26.68	
315 193 19 00	1.00	SFD	1.00	1.00	1.00	\$26.68	\$26.68	
315 193 20 00	1.00	SFD	1.00	1.00	1.00	\$26.68	\$26.68	
315 193 21 00	1.00	SFD	1.00	1.00	1.00	\$26.68	\$26.68	
315 193 22 00	1.00	SFD	1.00	1.00	1.00	\$26.68	\$26.68	
315 193 23 00	1.00	SFD	1.00	1.00	1.00	\$26.68	\$26.68	
315 193 24 00	1.00	SFD	1.00	1.00	1.00	\$26.68	\$26.68	
315 193 25 00	1.00	SFD	1.00	1.00	1.00	\$26.68	\$26.68	
315 193 26 00	1.00	SFD	1.00	1.00	1.00	\$26.68	\$26.68	
315 193 27 00	1.00	SFD	1.00	1.00	1.00	\$26.68	\$26.68	
315 194 01 00	1.00	SFD	1.00	1.00	1.00	\$26.68	\$26.68	
315 194 02 00	1.00	SFD	1.00	1.00	1.00	\$26.68	\$26.68	
315 194 03 00	1.00	SFD	1.00	1.00	1.00	\$26.68	\$26.68	
315 194 04 00	1.00	SFD	1.00	1.00	1.00	\$26.68	\$26.68	
315 194 05 00	1.00	SFD	1.00	1.00	1.00	\$26.68	\$26.68	
315 194 06 00	1.00	SFD	1.00	1.00	1.00	\$26.68	\$26.68	
315 194 07 00	1.00	SFD	1.00	1.00	1.00	\$26.68	\$26.68	
315 194 08 00	1.00	SFD	1.00	1.00	1.00	\$26.68	\$26.68	
315 194 09 00	1.00	SFD	1.00	1.00	1.00	\$26.68	\$26.68	
315 194 10 00	1.00	SFD	1.00	1.00	1.00	\$26.68	\$26.68	
315 194 11 00	1.00	SFD	1.00	1.00	1.00	\$26.68	\$26.68	
315 194 12 00	1.00	SFD	1.00	1.00	1.00	\$26.68	\$26.68	
315 194 13 00	1.00	SFD	1.00	1.00	1.00	\$26.68	\$26.68	
315 194 14 00	1.00	SFD	1.00	1.00	1.00	\$26.68	\$26.68	
315 194 15 00	1.00	SFD	1.00	1.00	1.00	\$26.68	\$26.68	
315 194 16 00	1.00	SFD	1.00	1.00	1.00	\$26.68	\$26.68	
315 194 17 00	1.00	SFD	1.00	1.00	1.00	\$26.68	\$26.68	
315 194 18 00	1.00	SFD	1.00	1.00	1.00	\$26.68	\$26.68	
315 195 01 00	1.00	SFD	1.00	1.00	1.00	\$26.68	\$26.68	
315 195 02 00	1.00	SFD	1.00	1.00	1.00	\$26.68	\$26.68	
315 195 03 00	1.00	SFD	1.00	1.00	1.00	\$26.68	\$26.68	

EXHIBIT C - Assessment Roll (Fiscal Year 2027)

Peñasquitos East Maintenance Assessment District

Parcel Number	Acres/ Units ⁽¹⁾	Land Use ⁽²⁾	Assessment Factors		Total EBU's	Unit Cost (\$/EBU)	FY 2027 ⁽⁴⁾ Assessment	Owner Name
			Land Use ⁽²⁾	Benefit ⁽³⁾				
315 195 04 00	1.00	SFD	1.00	1.00	1.00	\$26.68	\$26.68	
315 195 05 00	1.00	SFD	1.00	1.00	1.00	\$26.68	\$26.68	
315 195 06 00	1.00	SFD	1.00	1.00	1.00	\$26.68	\$26.68	
315 195 07 00	1.00	SFD	1.00	1.00	1.00	\$26.68	\$26.68	
315 195 08 00	1.00	SFD	1.00	1.00	1.00	\$26.68	\$26.68	
315 195 09 00	1.00	SFD	1.00	1.00	1.00	\$26.68	\$26.68	
315 195 10 00	1.00	SFD	1.00	1.00	1.00	\$26.68	\$26.68	
315 195 11 00	1.00	SFD	1.00	1.00	1.00	\$26.68	\$26.68	
315 195 12 00	1.00	SFD	1.00	1.00	1.00	\$26.68	\$26.68	
315 195 13 00	1.00	SFD	1.00	1.00	1.00	\$26.68	\$26.68	
315 195 14 00	1.00	SFD	1.00	1.00	1.00	\$26.68	\$26.68	
315 195 15 00	1.00	SFD	1.00	1.00	1.00	\$26.68	\$26.68	
315 195 16 00	1.00	SFD	1.00	1.00	1.00	\$26.68	\$26.68	
315 195 17 00	1.00	SFD	1.00	1.00	1.00	\$26.68	\$26.68	
315 201 01 00	1.00	SFD	1.00	1.00	1.00	\$26.68	\$26.68	
315 201 02 00	1.00	SFD	1.00	1.00	1.00	\$26.68	\$26.68	
315 201 03 00	1.00	SFD	1.00	1.00	1.00	\$26.68	\$26.68	
315 201 04 00	1.00	SFD	1.00	1.00	1.00	\$26.68	\$26.68	
315 201 12 00	1.00	SFD	1.00	1.00	1.00	\$26.68	\$26.68	
315 201 13 00	1.00	SFD	1.00	1.00	1.00	\$26.68	\$26.68	
315 201 14 00	1.00	SFD	1.00	1.00	1.00	\$26.68	\$26.68	
315 201 15 00	1.00	SFD	1.00	1.00	1.00	\$26.68	\$26.68	
315 201 16 00	1.00	SFD	1.00	1.00	1.00	\$26.68	\$26.68	
315 201 17 00	1.00	SFD	1.00	1.00	1.00	\$26.68	\$26.68	
315 201 18 00	1.00	SFD	1.00	1.00	1.00	\$26.68	\$26.68	
315 201 20 00	1.00	SFD	1.00	1.00	1.00	\$26.68	\$26.68	
315 201 21 00	1.00	SFD	1.00	1.00	1.00	\$26.68	\$26.68	
315 201 22 00	1.00	SFD	1.00	1.00	1.00	\$26.68	\$26.68	
315 201 23 00	1.00	SFD	1.00	1.00	1.00	\$26.68	\$26.68	
315 201 24 00	1.00	SFD	1.00	1.00	1.00	\$26.68	\$26.68	
315 202 01 00	1.00	SFD	1.00	1.00	1.00	\$26.68	\$26.68	
315 202 02 00	1.00	SFD	1.00	1.00	1.00	\$26.68	\$26.68	
315 202 03 00	1.00	SFD	1.00	1.00	1.00	\$26.68	\$26.68	
315 202 04 00	1.00	SFD	1.00	1.00	1.00	\$26.68	\$26.68	
315 202 05 00	1.00	SFD	1.00	1.00	1.00	\$26.68	\$26.68	
315 202 06 00	1.00	SFD	1.00	1.00	1.00	\$26.68	\$26.68	
315 202 07 00	1.00	SFD	1.00	1.00	1.00	\$26.68	\$26.68	
315 202 08 00	1.00	SFD	1.00	1.00	1.00	\$26.68	\$26.68	
315 202 09 00	1.00	SFD	1.00	1.00	1.00	\$26.68	\$26.68	
315 202 10 00	1.00	SFD	1.00	1.00	1.00	\$26.68	\$26.68	
315 202 11 00	1.00	SFD	1.00	1.00	1.00	\$26.68	\$26.68	
315 202 12 00	1.00	SFD	1.00	1.00	1.00	\$26.68	\$26.68	
315 202 13 00	1.00	SFD	1.00	1.00	1.00	\$26.68	\$26.68	
315 202 14 00	1.00	SFD	1.00	1.00	1.00	\$26.68	\$26.68	
315 202 15 00	1.00	SFD	1.00	1.00	1.00	\$26.68	\$26.68	
315 202 16 00	1.00	SFD	1.00	1.00	1.00	\$26.68	\$26.68	
315 202 17 00	1.00	SFD	1.00	1.00	1.00	\$26.68	\$26.68	
315 202 18 00	1.00	SFD	1.00	1.00	1.00	\$26.68	\$26.68	
315 202 19 00	1.00	SFD	1.00	1.00	1.00	\$26.68	\$26.68	
315 202 20 00	1.00	SFD	1.00	1.00	1.00	\$26.68	\$26.68	
315 202 21 00	1.00	SFD	1.00	1.00	1.00	\$26.68	\$26.68	
315 202 22 00	1.00	SFD	1.00	1.00	1.00	\$26.68	\$26.68	
315 202 23 00	1.00	SFD	1.00	1.00	1.00	\$26.68	\$26.68	

EXHIBIT C - Assessment Roll (Fiscal Year 2027)

Peñasquitos East Maintenance Assessment District

Parcel Number	Acres/ Units ⁽¹⁾	Land Use ⁽²⁾	Assessment Factors		Total EBUs	Unit Cost (\$/EBU)	FY 2027 ⁽⁴⁾ Assessment	Owner Name
			Land Use ⁽²⁾	Benefit ⁽³⁾				
315 202 24 00	1.00	SFD	1.00	1.00	1.00	\$26.68	\$26.68	
315 202 25 00	1.00	SFD	1.00	1.00	1.00	\$26.68	\$26.68	
315 202 26 00	1.00	SFD	1.00	1.00	1.00	\$26.68	\$26.68	
315 202 27 00	1.00	SFD	1.00	1.00	1.00	\$26.68	\$26.68	
315 202 28 00	1.00	SFD	1.00	1.00	1.00	\$26.68	\$26.68	
315 202 29 00	1.00	SFD	1.00	1.00	1.00	\$26.68	\$26.68	
315 202 30 00	1.00	SFD	1.00	1.00	1.00	\$26.68	\$26.68	
315 202 31 00	1.00	SFD	1.00	1.00	1.00	\$26.68	\$26.68	
315 202 32 00	1.00	SFD	1.00	1.00	1.00	\$26.68	\$26.68	
315 202 33 00	1.00	SFD	1.00	1.00	1.00	\$26.68	\$26.68	
315 203 01 00	1.00	SFD	1.00	1.00	1.00	\$26.68	\$26.68	
315 203 02 00	1.00	SFD	1.00	1.00	1.00	\$26.68	\$26.68	
315 203 03 00	1.00	SFD	1.00	1.00	1.00	\$26.68	\$26.68	
315 203 04 00	1.00	SFD	1.00	1.00	1.00	\$26.68	\$26.68	
315 203 05 00	1.00	SFD	1.00	1.00	1.00	\$26.68	\$26.68	
315 203 06 00	1.00	SFD	1.00	1.00	1.00	\$26.68	\$26.68	
315 203 07 00	1.00	SFD	1.00	1.00	1.00	\$26.68	\$26.68	
315 203 08 00	1.00	SFD	1.00	1.00	1.00	\$26.68	\$26.68	
315 203 09 00	1.00	SFD	1.00	1.00	1.00	\$26.68	\$26.68	
315 203 10 00	1.00	SFD	1.00	1.00	1.00	\$26.68	\$26.68	
315 203 11 00	1.00	SFD	1.00	1.00	1.00	\$26.68	\$26.68	
315 203 12 00	1.00	SFD	1.00	1.00	1.00	\$26.68	\$26.68	
315 203 13 00	1.00	SFD	1.00	1.00	1.00	\$26.68	\$26.68	
315 203 14 00	1.00	SFD	1.00	1.00	1.00	\$26.68	\$26.68	
315 203 15 00	1.00	SFD	1.00	1.00	1.00	\$26.68	\$26.68	
315 203 16 00	1.00	SFD	1.00	1.00	1.00	\$26.68	\$26.68	
315 203 17 00	1.00	SFD	1.00	1.00	1.00	\$26.68	\$26.68	
315 203 18 00	1.00	SFD	1.00	1.00	1.00	\$26.68	\$26.68	
315 203 19 00	1.00	SFD	1.00	1.00	1.00	\$26.68	\$26.68	
315 203 20 00	1.00	SFD	1.00	1.00	1.00	\$26.68	\$26.68	
315 203 21 00	1.00	SFD	1.00	1.00	1.00	\$26.68	\$26.68	
315 203 22 00	1.00	SFD	1.00	1.00	1.00	\$26.68	\$26.68	
315 203 23 00	1.00	SFD	1.00	1.00	1.00	\$26.68	\$26.68	
315 203 24 00	1.00	SFD	1.00	1.00	1.00	\$26.68	\$26.68	
315 203 25 00	1.00	SFD	1.00	1.00	1.00	\$26.68	\$26.68	
315 203 26 00	1.00	SFD	1.00	1.00	1.00	\$26.68	\$26.68	
315 203 27 00	1.00	SFD	1.00	1.00	1.00	\$26.68	\$26.68	
315 203 28 00	1.00	SFD	1.00	1.00	1.00	\$26.68	\$26.68	
315 203 29 00	1.00	SFD	1.00	1.00	1.00	\$26.68	\$26.68	
315 203 30 00	1.00	SFD	1.00	1.00	1.00	\$26.68	\$26.68	
315 203 31 00	1.00	SFD	1.00	1.00	1.00	\$26.68	\$26.68	
315 203 32 00	1.00	SFD	1.00	1.00	1.00	\$26.68	\$26.68	
315 203 33 00	1.00	SFD	1.00	1.00	1.00	\$26.68	\$26.68	
315 203 34 00	1.00	SFD	1.00	1.00	1.00	\$26.68	\$26.68	
315 203 35 00	1.00	SFD	1.00	1.00	1.00	\$26.68	\$26.68	
315 203 36 00	1.00	SFD	1.00	1.00	1.00	\$26.68	\$26.68	
315 204 01 00	1.00	SFD	1.00	1.00	1.00	\$26.68	\$26.68	
315 204 02 00	1.00	SFD	1.00	1.00	1.00	\$26.68	\$26.68	
315 204 03 00	1.00	SFD	1.00	1.00	1.00	\$26.68	\$26.68	
315 204 04 00	1.00	SFD	1.00	1.00	1.00	\$26.68	\$26.68	
315 204 05 00	1.00	SFD	1.00	1.00	1.00	\$26.68	\$26.68	
315 204 06 00	1.00	SFD	1.00	1.00	1.00	\$26.68	\$26.68	
315 204 07 00	1.00	SFD	1.00	1.00	1.00	\$26.68	\$26.68	

EXHIBIT C - Assessment Roll (Fiscal Year 2027)

Peñasquitos East Maintenance Assessment District

Parcel Number	Acres/ Units ⁽¹⁾	Land Use ⁽²⁾	Assessment Factors		Total EBU's	Unit Cost (\$/EBU)	FY 2027 ⁽⁴⁾ Assessment	Owner Name
			Land Use ⁽²⁾	Benefit ⁽³⁾				
315 204 08 00	1.00	SFD	1.00	1.00	1.00	\$26.68	\$26.68	
315 204 09 00	1.00	SFD	1.00	1.00	1.00	\$26.68	\$26.68	
315 204 10 00	1.00	SFD	1.00	1.00	1.00	\$26.68	\$26.68	
315 204 11 00	1.00	SFD	1.00	1.00	1.00	\$26.68	\$26.68	
315 204 12 00	1.00	SFD	1.00	1.00	1.00	\$26.68	\$26.68	
315 204 13 00	1.00	SFD	1.00	1.00	1.00	\$26.68	\$26.68	
315 204 14 00	1.00	SFD	1.00	1.00	1.00	\$26.68	\$26.68	
315 204 15 00	1.00	SFD	1.00	1.00	1.00	\$26.68	\$26.68	
315 204 16 00	1.00	SFD	1.00	1.00	1.00	\$26.68	\$26.68	
315 204 17 00	1.00	SFD	1.00	1.00	1.00	\$26.68	\$26.68	
315 204 18 00	1.00	SFD	1.00	1.00	1.00	\$26.68	\$26.68	
315 204 19 00	1.00	SFD	1.00	1.00	1.00	\$26.68	\$26.68	
315 204 20 00	1.00	SFD	1.00	1.00	1.00	\$26.68	\$26.68	
315 204 21 00	1.00	SFD	1.00	1.00	1.00	\$26.68	\$26.68	
315 204 22 00	1.00	SFD	1.00	1.00	1.00	\$26.68	\$26.68	
315 204 23 00	1.00	SFD	1.00	1.00	1.00	\$26.68	\$26.68	
315 204 24 00	1.00	SFD	1.00	1.00	1.00	\$26.68	\$26.68	
315 204 25 00	1.00	SFD	1.00	1.00	1.00	\$26.68	\$26.68	
315 204 26 00	1.00	SFD	1.00	1.00	1.00	\$26.68	\$26.68	
315 204 27 00	1.00	SFD	1.00	1.00	1.00	\$26.68	\$26.68	
315 204 28 00	1.00	SFD	1.00	1.00	1.00	\$26.68	\$26.68	
315 204 29 00	1.00	SFD	1.00	1.00	1.00	\$26.68	\$26.68	
315 204 30 00	1.00	SFD	1.00	1.00	1.00	\$26.68	\$26.68	
315 204 31 00	1.00	SFD	1.00	1.00	1.00	\$26.68	\$26.68	
315 204 32 00	1.00	SFD	1.00	1.00	1.00	\$26.68	\$26.68	
315 204 33 00	1.00	SFD	1.00	1.00	1.00	\$26.68	\$26.68	
315 204 34 00	1.00	SFD	1.00	1.00	1.00	\$26.68	\$26.68	
315 211 01 00	1.00	SFD	1.00	1.00	1.00	\$26.68	\$26.68	
315 211 02 00	1.00	SFD	1.00	1.00	1.00	\$26.68	\$26.68	
315 211 03 00	1.00	SFD	1.00	1.00	1.00	\$26.68	\$26.68	
315 211 04 00	1.00	SFD	1.00	1.00	1.00	\$26.68	\$26.68	
315 211 05 00	1.00	SFD	1.00	1.00	1.00	\$26.68	\$26.68	
315 211 06 00	1.00	SFD	1.00	1.00	1.00	\$26.68	\$26.68	
315 211 07 00	1.00	SFD	1.00	1.00	1.00	\$26.68	\$26.68	
315 211 08 00	1.00	SFD	1.00	1.00	1.00	\$26.68	\$26.68	
315 211 09 00	1.00	SFD	1.00	1.00	1.00	\$26.68	\$26.68	
315 211 10 00	1.00	SFD	1.00	1.00	1.00	\$26.68	\$26.68	
315 211 11 00	1.00	SFD	1.00	1.00	1.00	\$26.68	\$26.68	
315 211 12 00	1.00	SFD	1.00	1.00	1.00	\$26.68	\$26.68	
315 212 01 00	1.00	SFD	1.00	1.00	1.00	\$26.68	\$26.68	
315 212 02 00	1.00	SFD	1.00	1.00	1.00	\$26.68	\$26.68	
315 212 03 00	1.00	SFD	1.00	1.00	1.00	\$26.68	\$26.68	
315 212 04 00	1.00	SFD	1.00	1.00	1.00	\$26.68	\$26.68	
315 212 05 00	1.00	SFD	1.00	1.00	1.00	\$26.68	\$26.68	
315 212 06 00	1.00	SFD	1.00	1.00	1.00	\$26.68	\$26.68	
315 212 07 00	1.00	SFD	1.00	1.00	1.00	\$26.68	\$26.68	
315 212 08 00	1.00	SFD	1.00	1.00	1.00	\$26.68	\$26.68	
315 212 09 00	1.00	SFD	1.00	1.00	1.00	\$26.68	\$26.68	
315 212 10 00	1.00	SFD	1.00	1.00	1.00	\$26.68	\$26.68	
315 212 11 00	1.00	SFD	1.00	1.00	1.00	\$26.68	\$26.68	
315 212 12 00	1.00	SFD	1.00	1.00	1.00	\$26.68	\$26.68	
315 212 13 00	1.00	SFD	1.00	1.00	1.00	\$26.68	\$26.68	
315 212 14 00	1.00	SFD	1.00	1.00	1.00	\$26.68	\$26.68	

EXHIBIT C - Assessment Roll (Fiscal Year 2027)

Peñasquitos East Maintenance Assessment District

Parcel Number	Acres/ Units ⁽¹⁾	Land Use ⁽²⁾	Assessment Factors		Total EBU's	Unit Cost (\$/EBU)	FY 2027 ⁽⁴⁾ Assessment	Owner Name
			Land Use ⁽²⁾	Benefit ⁽³⁾				
315 212 15 00	1.00	SFD	1.00	1.00	1.00	\$26.68	\$26.68	
315 212 16 00	1.00	SFD	1.00	1.00	1.00	\$26.68	\$26.68	
315 212 17 00	1.00	SFD	1.00	1.00	1.00	\$26.68	\$26.68	
315 212 19 00	1.00	SFD	1.00	1.00	1.00	\$26.68	\$26.68	
315 212 20 00	1.00	SFD	1.00	1.00	1.00	\$26.68	\$26.68	
315 212 21 00	1.00	SFD	1.00	1.00	1.00	\$26.68	\$26.68	
315 212 22 00	1.00	SFD	1.00	1.00	1.00	\$26.68	\$26.68	
315 212 23 00	1.00	SFD	1.00	1.00	1.00	\$26.68	\$26.68	
315 212 24 00	1.00	SFD	1.00	1.00	1.00	\$26.68	\$26.68	
315 212 25 00	1.00	SFD	1.00	1.00	1.00	\$26.68	\$26.68	
315 212 26 00	1.00	SFD	1.00	1.00	1.00	\$26.68	\$26.68	
315 212 27 00	1.00	SFD	1.00	1.00	1.00	\$26.68	\$26.68	
315 212 28 00	1.00	SFD	1.00	1.00	1.00	\$26.68	\$26.68	
315 212 29 00	1.00	SFD	1.00	1.00	1.00	\$26.68	\$26.68	
315 212 30 00	1.00	SFD	1.00	1.00	1.00	\$26.68	\$26.68	
315 212 31 00	1.00	SFD	1.00	1.00	1.00	\$26.68	\$26.68	
315 212 32 00	1.00	SFD	1.00	1.00	1.00	\$26.68	\$26.68	
315 212 33 00	1.00	SFD	1.00	1.00	1.00	\$26.68	\$26.68	
315 212 34 00	1.00	SFD	1.00	1.00	1.00	\$26.68	\$26.68	
315 212 35 00	1.00	SFD	1.00	1.00	1.00	\$26.68	\$26.68	
315 212 36 00	1.00	SFD	1.00	1.00	1.00	\$26.68	\$26.68	
315 212 37 00	1.00	SFD	1.00	1.00	1.00	\$26.68	\$26.68	
315 212 38 00	1.00	SFD	1.00	1.00	1.00	\$26.68	\$26.68	
315 212 39 00	1.00	SFD	1.00	1.00	1.00	\$26.68	\$26.68	
315 212 40 00	1.00	SFD	1.00	1.00	1.00	\$26.68	\$26.68	
315 212 41 00	1.00	SFD	1.00	1.00	1.00	\$26.68	\$26.68	
315 212 42 00	1.00	SFD	1.00	1.00	1.00	\$26.68	\$26.68	
315 212 43 00	1.00	SFD	1.00	1.00	1.00	\$26.68	\$26.68	
315 212 44 00	1.00	SFD	1.00	1.00	1.00	\$26.68	\$26.68	
315 212 45 00	1.00	SFD	1.00	1.00	1.00	\$26.68	\$26.68	
315 212 46 00	1.00	SFD	1.00	1.00	1.00	\$26.68	\$26.68	
315 212 47 00	1.00	SFD	1.00	1.00	1.00	\$26.68	\$26.68	
315 212 48 00	1.00	SFD	1.00	1.00	1.00	\$26.68	\$26.68	
315 212 49 00	1.00	SFD	1.00	1.00	1.00	\$26.68	\$26.68	
315 212 50 00	1.00	SFD	1.00	1.00	1.00	\$26.68	\$26.68	
315 212 51 00	1.00	SFD	1.00	1.00	1.00	\$26.68	\$26.68	
315 212 52 00	1.00	SFD	1.00	1.00	1.00	\$26.68	\$26.68	
315 212 53 00	1.00	SFD	1.00	1.00	1.00	\$26.68	\$26.68	
315 212 54 00	1.00	SFD	1.00	1.00	1.00	\$26.68	\$26.68	
315 212 55 00	1.00	SFD	1.00	1.00	1.00	\$26.68	\$26.68	
315 212 56 00	1.00	SFD	1.00	1.00	1.00	\$26.68	\$26.68	
315 212 57 00	1.00	SFD	1.00	1.00	1.00	\$26.68	\$26.68	
315 212 58 00	1.00	SFD	1.00	1.00	1.00	\$26.68	\$26.68	
315 213 01 00	1.00	SFD	1.00	1.00	1.00	\$26.68	\$26.68	
315 213 02 00	1.00	SFD	1.00	1.00	1.00	\$26.68	\$26.68	
315 214 01 00	1.00	SFD	1.00	1.00	1.00	\$26.68	\$26.68	
315 214 02 00	1.00	SFD	1.00	1.00	1.00	\$26.68	\$26.68	
315 221 01 00	1.00	SFD	1.00	1.00	1.00	\$26.68	\$26.68	
315 221 02 00	1.00	SFD	1.00	1.00	1.00	\$26.68	\$26.68	
315 221 03 00	1.00	SFD	1.00	1.00	1.00	\$26.68	\$26.68	
315 221 04 00	1.00	SFD	1.00	1.00	1.00	\$26.68	\$26.68	
315 221 05 00	1.00	SFD	1.00	1.00	1.00	\$26.68	\$26.68	
315 221 06 00	1.00	SFD	1.00	1.00	1.00	\$26.68	\$26.68	

EXHIBIT C - Assessment Roll (Fiscal Year 2027)

Peñasquitos East Maintenance Assessment District

Parcel Number	Acres/ Units ⁽¹⁾	Land Use ⁽²⁾	Assessment Factors		Total EBU's	Unit Cost (\$/EBU)	FY 2027 ⁽⁴⁾ Assessment	Owner Name
			Land Use ⁽²⁾	Benefit ⁽³⁾				
315 221 07 00	1.00	SFD	1.00	1.00	1.00	\$26.68	\$26.68	
315 221 08 00	1.00	SFD	1.00	1.00	1.00	\$26.68	\$26.68	
315 221 09 00	1.00	SFD	1.00	1.00	1.00	\$26.68	\$26.68	
315 221 10 00	1.00	SFD	1.00	1.00	1.00	\$26.68	\$26.68	
315 221 11 00	1.00	SFD	1.00	1.00	1.00	\$26.68	\$26.68	
315 221 12 00	1.00	SFD	1.00	1.00	1.00	\$26.68	\$26.68	
315 221 13 00	1.00	SFD	1.00	1.00	1.00	\$26.68	\$26.68	
315 221 14 00	1.00	SFD	1.00	1.00	1.00	\$26.68	\$26.68	
315 221 15 00	1.00	SFD	1.00	1.00	1.00	\$26.68	\$26.68	
315 221 16 00	1.00	SFD	1.00	1.00	1.00	\$26.68	\$26.68	
315 221 17 00	1.00	SFD	1.00	1.00	1.00	\$26.68	\$26.68	
315 221 18 00	1.00	SFD	1.00	1.00	1.00	\$26.68	\$26.68	
315 221 19 00	1.00	SFD	1.00	1.00	1.00	\$26.68	\$26.68	
315 221 20 00	1.00	SFD	1.00	1.00	1.00	\$26.68	\$26.68	
315 221 21 00	1.00	SFD	1.00	1.00	1.00	\$26.68	\$26.68	
315 221 22 00	1.00	SFD	1.00	1.00	1.00	\$26.68	\$26.68	
315 221 23 00	1.00	SFD	1.00	1.00	1.00	\$26.68	\$26.68	
315 221 24 00	1.00	SFD	1.00	1.00	1.00	\$26.68	\$26.68	
315 221 25 00	1.00	SFD	1.00	1.00	1.00	\$26.68	\$26.68	
315 221 26 00	1.00	SFD	1.00	1.00	1.00	\$26.68	\$26.68	
315 221 27 00	1.00	SFD	1.00	1.00	1.00	\$26.68	\$26.68	
315 221 28 00	1.00	SFD	1.00	1.00	1.00	\$26.68	\$26.68	
315 221 29 00	1.00	SFD	1.00	1.00	1.00	\$26.68	\$26.68	
315 221 30 00	1.00	SFD	1.00	1.00	1.00	\$26.68	\$26.68	
315 221 35 00	1.00	SFD	1.00	1.00	1.00	\$26.68	\$26.68	
315 221 52 00	1.00	SFD	1.00	1.00	1.00	\$26.68	\$26.68	
315 221 68 00	1.00	SFD	1.00	1.00	1.00	\$26.68	\$26.68	
315 221 69 00	1.00	SFD	1.00	1.00	1.00	\$26.68	\$26.68	
315 221 70 00	1.00	SFD	1.00	1.00	1.00	\$26.68	\$26.68	
315 221 71 00	1.00	SFD	1.00	1.00	1.00	\$26.68	\$26.68	
315 221 72 00	1.00	SFD	1.00	1.00	1.00	\$26.68	\$26.68	
315 221 73 00	1.00	SFD	1.00	1.00	1.00	\$26.68	\$26.68	
315 221 74 00	1.00	SFD	1.00	1.00	1.00	\$26.68	\$26.68	
315 221 75 00	1.00	SFD	1.00	1.00	1.00	\$26.68	\$26.68	
315 221 76 00	1.00	SFD	1.00	1.00	1.00	\$26.68	\$26.68	
315 221 77 00	1.00	SFD	1.00	1.00	1.00	\$26.68	\$26.68	
315 221 83 00	1.00	SFD	1.00	1.00	1.00	\$26.68	\$26.68	
315 221 84 00	1.00	SFD	1.00	1.00	1.00	\$26.68	\$26.68	
315 221 85 00	1.00	SFD	1.00	1.00	1.00	\$26.68	\$26.68	
315 221 86 00	1.00	SFD	1.00	1.00	1.00	\$26.68	\$26.68	
315 221 87 00	1.00	SFD	1.00	1.00	1.00	\$26.68	\$26.68	
315 221 92 00	1.00	SFD	1.00	1.00	1.00	\$26.68	\$26.68	
315 221 93 00	1.00	SFD	1.00	1.00	1.00	\$26.68	\$26.68	
315 221 94 00	1.00	SFD	1.00	1.00	1.00	\$26.68	\$26.68	
315 221 95 00	1.00	SFD	1.00	1.00	1.00	\$26.68	\$26.68	
315 221 96 00	0.01	UND	0.00	0.30	0.00	\$26.68	\$0.00	
315 222 01 00	1.00	SFD	1.00	1.00	1.00	\$26.68	\$26.68	
315 222 02 00	1.00	SFD	1.00	1.00	1.00	\$26.68	\$26.68	
315 222 03 00	1.00	SFD	1.00	1.00	1.00	\$26.68	\$26.68	
315 222 04 00	1.00	SFD	1.00	1.00	1.00	\$26.68	\$26.68	
315 222 05 00	1.00	SFD	1.00	1.00	1.00	\$26.68	\$26.68	
315 222 06 00	1.00	SFD	1.00	1.00	1.00	\$26.68	\$26.68	
315 222 07 00	1.00	SFD	1.00	1.00	1.00	\$26.68	\$26.68	

EXHIBIT C - Assessment Roll (Fiscal Year 2027)

Peñasquitos East Maintenance Assessment District

Parcel Number	Acres/ Units ⁽¹⁾	Land Use ⁽²⁾	Assessment Factors		Total EBU	Unit Cost (\$/EBU)	FY 2027 ⁽⁴⁾ Assessment	Owner Name
			Land Use ⁽²⁾	Benefit ⁽³⁾				
315 222 08 00	1.00	SFD	1.00	1.00	1.00	\$26.68	\$26.68	
315 222 09 00	1.00	SFD	1.00	1.00	1.00	\$26.68	\$26.68	
315 222 10 00	1.00	SFD	1.00	1.00	1.00	\$26.68	\$26.68	
315 222 11 00	1.00	SFD	1.00	1.00	1.00	\$26.68	\$26.68	
315 222 12 00	1.00	SFD	1.00	1.00	1.00	\$26.68	\$26.68	
315 223 01 00	1.00	SFD	1.00	1.00	1.00	\$26.68	\$26.68	
315 223 02 00	1.00	SFD	1.00	1.00	1.00	\$26.68	\$26.68	
315 223 03 00	1.00	SFD	1.00	1.00	1.00	\$26.68	\$26.68	
315 223 04 00	1.00	SFD	1.00	1.00	1.00	\$26.68	\$26.68	
315 223 05 00	1.00	SFD	1.00	1.00	1.00	\$26.68	\$26.68	
315 223 06 00	1.00	SFD	1.00	1.00	1.00	\$26.68	\$26.68	
315 223 07 00	1.00	SFD	1.00	1.00	1.00	\$26.68	\$26.68	
315 223 08 00	1.00	SFD	1.00	1.00	1.00	\$26.68	\$26.68	
315 223 09 00	1.00	SFD	1.00	1.00	1.00	\$26.68	\$26.68	
315 223 10 00	1.00	SFD	1.00	1.00	1.00	\$26.68	\$26.68	
315 223 11 00	1.00	SFD	1.00	1.00	1.00	\$26.68	\$26.68	
315 223 12 00	1.00	SFD	1.00	1.00	1.00	\$26.68	\$26.68	
315 224 01 00	1.00	SFD	1.00	1.00	1.00	\$26.68	\$26.68	
315 224 02 00	1.00	SFD	1.00	1.00	1.00	\$26.68	\$26.68	
315 224 03 00	1.00	SFD	1.00	1.00	1.00	\$26.68	\$26.68	
315 224 04 00	1.00	SFD	1.00	1.00	1.00	\$26.68	\$26.68	
315 224 05 00	1.00	SFD	1.00	1.00	1.00	\$26.68	\$26.68	
315 224 06 00	1.00	SFD	1.00	1.00	1.00	\$26.68	\$26.68	
315 224 07 00	1.00	SFD	1.00	1.00	1.00	\$26.68	\$26.68	
315 224 08 00	1.00	SFD	1.00	1.00	1.00	\$26.68	\$26.68	
315 224 09 00	1.00	SFD	1.00	1.00	1.00	\$26.68	\$26.68	
315 224 10 00	1.00	SFD	1.00	1.00	1.00	\$26.68	\$26.68	
315 224 11 00	1.00	SFD	1.00	1.00	1.00	\$26.68	\$26.68	
315 224 12 00	1.00	SFD	1.00	1.00	1.00	\$26.68	\$26.68	
315 224 13 00	1.00	SFD	1.00	1.00	1.00	\$26.68	\$26.68	
315 224 14 00	1.00	SFD	1.00	1.00	1.00	\$26.68	\$26.68	
315 224 15 00	1.00	SFD	1.00	1.00	1.00	\$26.68	\$26.68	
315 224 16 00	1.00	SFD	1.00	1.00	1.00	\$26.68	\$26.68	
315 224 17 00	1.00	SFD	1.00	1.00	1.00	\$26.68	\$26.68	
315 224 18 00	1.00	SFD	1.00	1.00	1.00	\$26.68	\$26.68	
315 224 19 00	1.00	SFD	1.00	1.00	1.00	\$26.68	\$26.68	
315 224 20 00	1.00	SFD	1.00	1.00	1.00	\$26.68	\$26.68	
315 224 21 00	1.00	SFD	1.00	1.00	1.00	\$26.68	\$26.68	
315 224 22 00	1.00	SFD	1.00	1.00	1.00	\$26.68	\$26.68	
315 224 23 00	1.00	SFD	1.00	1.00	1.00	\$26.68	\$26.68	
315 224 24 00	1.00	SFD	1.00	1.00	1.00	\$26.68	\$26.68	
315 224 25 00	1.00	SFD	1.00	1.00	1.00	\$26.68	\$26.68	
315 224 26 00	1.00	SFD	1.00	1.00	1.00	\$26.68	\$26.68	
315 224 27 00	1.00	SFD	1.00	1.00	1.00	\$26.68	\$26.68	
315 224 28 00	1.00	SFD	1.00	1.00	1.00	\$26.68	\$26.68	
315 225 01 00	1.00	SFD	1.00	1.00	1.00	\$26.68	\$26.68	
315 225 02 00	1.00	SFD	1.00	1.00	1.00	\$26.68	\$26.68	
315 225 03 00	1.00	SFD	1.00	1.00	1.00	\$26.68	\$26.68	
315 225 04 00	1.00	SFD	1.00	1.00	1.00	\$26.68	\$26.68	
315 225 05 00	1.00	SFD	1.00	1.00	1.00	\$26.68	\$26.68	
315 225 06 00	1.00	SFD	1.00	1.00	1.00	\$26.68	\$26.68	
315 225 07 00	1.00	SFD	1.00	1.00	1.00	\$26.68	\$26.68	
315 225 08 00	1.00	SFD	1.00	1.00	1.00	\$26.68	\$26.68	

EXHIBIT C - Assessment Roll (Fiscal Year 2027)

Peñasquitos East Maintenance Assessment District

Parcel Number	Acres/ Units ⁽¹⁾	Land Use ⁽²⁾	Assessment Factors		Total EBU's	Unit Cost (\$/EBU)	FY 2027 ⁽⁴⁾ Assessment	Owner Name
			Land Use ⁽²⁾	Benefit ⁽³⁾				
315 225 09 00	1.00	SFD	1.00	1.00	1.00	\$26.68	\$26.68	
315 225 10 00	1.00	SFD	1.00	1.00	1.00	\$26.68	\$26.68	
315 225 11 00	1.00	SFD	1.00	1.00	1.00	\$26.68	\$26.68	
315 225 12 00	1.00	SFD	1.00	1.00	1.00	\$26.68	\$26.68	
315 225 13 00	1.00	SFD	1.00	1.00	1.00	\$26.68	\$26.68	
315 225 14 00	1.00	SFD	1.00	1.00	1.00	\$26.68	\$26.68	
315 225 15 00	1.00	SFD	1.00	1.00	1.00	\$26.68	\$26.68	
315 225 16 00	1.00	SFD	1.00	1.00	1.00	\$26.68	\$26.68	
315 225 17 00	1.00	SFD	1.00	1.00	1.00	\$26.68	\$26.68	
315 225 18 00	1.00	SFD	1.00	1.00	1.00	\$26.68	\$26.68	
315 225 19 00	1.00	SFD	1.00	1.00	1.00	\$26.68	\$26.68	
315 225 20 00	1.00	SFD	1.00	1.00	1.00	\$26.68	\$26.68	
315 225 21 00	1.00	SFD	1.00	1.00	1.00	\$26.68	\$26.68	
315 225 22 00	1.00	SFD	1.00	1.00	1.00	\$26.68	\$26.68	
315 225 23 00	1.00	SFD	1.00	1.00	1.00	\$26.68	\$26.68	
315 225 24 00	1.00	SFD	1.00	1.00	1.00	\$26.68	\$26.68	
315 225 25 00	1.00	SFD	1.00	1.00	1.00	\$26.68	\$26.68	
315 225 26 00	1.00	SFD	1.00	1.00	1.00	\$26.68	\$26.68	
315 225 27 00	1.00	SFD	1.00	1.00	1.00	\$26.68	\$26.68	
315 225 28 00	1.00	SFD	1.00	1.00	1.00	\$26.68	\$26.68	
315 225 29 00	1.00	SFD	1.00	1.00	1.00	\$26.68	\$26.68	
315 225 30 00	1.00	SFD	1.00	1.00	1.00	\$26.68	\$26.68	
315 225 31 00	1.00	SFD	1.00	1.00	1.00	\$26.68	\$26.68	
315 225 32 00	1.00	SFD	1.00	1.00	1.00	\$26.68	\$26.68	
315 226 01 00	1.00	SFD	1.00	1.00	1.00	\$26.68	\$26.68	
315 226 02 00	1.00	SFD	1.00	1.00	1.00	\$26.68	\$26.68	
315 231 01 00	1.00	SFD	1.00	1.00	1.00	\$26.68	\$26.68	
315 231 02 00	1.00	SFD	1.00	1.00	1.00	\$26.68	\$26.68	
315 231 03 00	1.00	SFD	1.00	1.00	1.00	\$26.68	\$26.68	
315 231 04 00	1.00	SFD	1.00	1.00	1.00	\$26.68	\$26.68	
315 231 05 00	1.00	SFD	1.00	1.00	1.00	\$26.68	\$26.68	
315 231 06 00	1.00	SFD	1.00	1.00	1.00	\$26.68	\$26.68	
315 231 07 00	1.00	SFD	1.00	1.00	1.00	\$26.68	\$26.68	
315 231 08 00	1.00	SFD	1.00	1.00	1.00	\$26.68	\$26.68	
315 231 09 00	1.00	SFD	1.00	1.00	1.00	\$26.68	\$26.68	
315 232 01 00	1.00	SFD	1.00	1.00	1.00	\$26.68	\$26.68	
315 232 02 00	1.00	SFD	1.00	1.00	1.00	\$26.68	\$26.68	
315 232 03 00	1.00	SFD	1.00	1.00	1.00	\$26.68	\$26.68	
315 232 04 00	1.00	SFD	1.00	1.00	1.00	\$26.68	\$26.68	
315 232 05 00	1.00	SFD	1.00	1.00	1.00	\$26.68	\$26.68	
315 232 06 00	1.00	SFD	1.00	1.00	1.00	\$26.68	\$26.68	
315 232 07 00	1.00	SFD	1.00	1.00	1.00	\$26.68	\$26.68	
315 232 08 00	1.00	SFD	1.00	1.00	1.00	\$26.68	\$26.68	
315 232 09 00	1.00	SFD	1.00	1.00	1.00	\$26.68	\$26.68	
315 232 10 00	1.00	SFD	1.00	1.00	1.00	\$26.68	\$26.68	
315 232 11 00	1.00	SFD	1.00	1.00	1.00	\$26.68	\$26.68	
315 232 12 00	1.00	SFD	1.00	1.00	1.00	\$26.68	\$26.68	
315 232 13 00	1.00	SFD	1.00	1.00	1.00	\$26.68	\$26.68	
315 232 14 00	1.00	SFD	1.00	1.00	1.00	\$26.68	\$26.68	
315 232 15 00	1.00	SFD	1.00	1.00	1.00	\$26.68	\$26.68	
315 232 16 00	1.00	SFD	1.00	1.00	1.00	\$26.68	\$26.68	
315 233 01 00	1.00	SFD	1.00	1.00	1.00	\$26.68	\$26.68	
315 233 02 00	1.00	SFD	1.00	1.00	1.00	\$26.68	\$26.68	

EXHIBIT C - Assessment Roll (Fiscal Year 2027)

Peñasquitos East Maintenance Assessment District

Parcel Number	Acres/ Units ⁽¹⁾	Land Use ⁽²⁾	Assessment Factors		Total EBU's	Unit Cost (\$/EBU)	FY 2027 ⁽⁴⁾ Assessment	Owner Name
			Land Use ⁽²⁾	Benefit ⁽³⁾				
315 233 03 00	1.00	SFD	1.00	1.00	1.00	\$26.68	\$26.68	
315 233 04 00	1.00	SFD	1.00	1.00	1.00	\$26.68	\$26.68	
315 233 05 00	1.00	SFD	1.00	1.00	1.00	\$26.68	\$26.68	
315 233 06 00	1.00	SFD	1.00	1.00	1.00	\$26.68	\$26.68	
315 233 07 00	1.00	SFD	1.00	1.00	1.00	\$26.68	\$26.68	
315 233 08 00	1.00	SFD	1.00	1.00	1.00	\$26.68	\$26.68	
315 233 09 00	1.00	SFD	1.00	1.00	1.00	\$26.68	\$26.68	
315 233 10 00	1.00	SFD	1.00	1.00	1.00	\$26.68	\$26.68	
315 233 11 00	1.00	SFD	1.00	1.00	1.00	\$26.68	\$26.68	
315 233 12 00	1.00	SFD	1.00	1.00	1.00	\$26.68	\$26.68	
315 233 13 00	1.00	SFD	1.00	1.00	1.00	\$26.68	\$26.68	
315 233 14 00	1.00	SFD	1.00	1.00	1.00	\$26.68	\$26.68	
315 233 15 00	1.00	SFD	1.00	1.00	1.00	\$26.68	\$26.68	
315 233 16 00	1.00	SFD	1.00	1.00	1.00	\$26.68	\$26.68	
315 233 17 00	1.00	SFD	1.00	1.00	1.00	\$26.68	\$26.68	
315 233 18 00	1.00	SFD	1.00	1.00	1.00	\$26.68	\$26.68	
315 233 19 00	1.00	SFD	1.00	1.00	1.00	\$26.68	\$26.68	
315 233 20 00	1.00	SFD	1.00	1.00	1.00	\$26.68	\$26.68	
315 233 21 00	1.00	SFD	1.00	1.00	1.00	\$26.68	\$26.68	
315 233 22 00	1.00	SFD	1.00	1.00	1.00	\$26.68	\$26.68	
315 233 23 00	1.00	SFD	1.00	1.00	1.00	\$26.68	\$26.68	
315 233 24 00	1.00	SFD	1.00	1.00	1.00	\$26.68	\$26.68	
315 233 25 00	1.00	SFD	1.00	1.00	1.00	\$26.68	\$26.68	
315 233 26 00	1.00	SFD	1.00	1.00	1.00	\$26.68	\$26.68	
315 233 27 00	1.00	SFD	1.00	1.00	1.00	\$26.68	\$26.68	
315 233 28 00	1.00	SFD	1.00	1.00	1.00	\$26.68	\$26.68	
315 233 29 00	1.00	SFD	1.00	1.00	1.00	\$26.68	\$26.68	
315 233 30 00	1.00	SFD	1.00	1.00	1.00	\$26.68	\$26.68	
315 233 31 00	1.00	SFD	1.00	1.00	1.00	\$26.68	\$26.68	
315 233 32 00	1.00	SFD	1.00	1.00	1.00	\$26.68	\$26.68	
315 233 33 00	1.00	SFD	1.00	1.00	1.00	\$26.68	\$26.68	
315 233 34 00	1.00	SFD	1.00	1.00	1.00	\$26.68	\$26.68	
315 233 35 00	1.00	SFD	1.00	1.00	1.00	\$26.68	\$26.68	
315 233 36 00	1.00	SFD	1.00	1.00	1.00	\$26.68	\$26.68	
315 233 37 00	1.00	SFD	1.00	1.00	1.00	\$26.68	\$26.68	
315 233 38 00	1.00	SFD	1.00	1.00	1.00	\$26.68	\$26.68	
315 233 39 00	1.00	SFD	1.00	1.00	1.00	\$26.68	\$26.68	
315 233 40 00	1.00	SFD	1.00	1.00	1.00	\$26.68	\$26.68	
315 233 41 00	1.00	SFD	1.00	1.00	1.00	\$26.68	\$26.68	
315 233 42 00	1.00	SFD	1.00	1.00	1.00	\$26.68	\$26.68	
315 233 43 00	1.00	SFD	1.00	1.00	1.00	\$26.68	\$26.68	
315 233 44 00	1.00	SFD	1.00	1.00	1.00	\$26.68	\$26.68	
315 233 45 00	1.00	SFD	1.00	1.00	1.00	\$26.68	\$26.68	
315 233 46 00	1.00	SFD	1.00	1.00	1.00	\$26.68	\$26.68	
315 233 47 00	1.00	SFD	1.00	1.00	1.00	\$26.68	\$26.68	
315 233 48 00	1.00	SFD	1.00	1.00	1.00	\$26.68	\$26.68	
315 233 49 00	1.00	SFD	1.00	1.00	1.00	\$26.68	\$26.68	
315 233 50 00	1.00	SFD	1.00	1.00	1.00	\$26.68	\$26.68	
315 233 51 00	1.00	SFD	1.00	1.00	1.00	\$26.68	\$26.68	
315 233 52 00	1.00	SFD	1.00	1.00	1.00	\$26.68	\$26.68	
315 233 53 00	1.00	SFD	1.00	1.00	1.00	\$26.68	\$26.68	
315 234 01 00	1.00	SFD	1.00	1.00	1.00	\$26.68	\$26.68	
315 234 02 00	1.00	SFD	1.00	1.00	1.00	\$26.68	\$26.68	

EXHIBIT C - Assessment Roll (Fiscal Year 2027)

Peñasquitos East Maintenance Assessment District

Parcel Number	Acres/ Units ⁽¹⁾	Land Use ⁽²⁾	Assessment Factors		Total EBU	Unit Cost (\$/EBU)	FY 2027 ⁽⁴⁾ Assessment	Owner Name
			Land Use ⁽²⁾	Benefit ⁽³⁾				
315 234 03 00	1.00	SFD	1.00	1.00	1.00	\$26.68	\$26.68	
315 234 04 00	1.00	SFD	1.00	1.00	1.00	\$26.68	\$26.68	
315 234 05 00	1.00	SFD	1.00	1.00	1.00	\$26.68	\$26.68	
315 234 06 00	1.00	SFD	1.00	1.00	1.00	\$26.68	\$26.68	
315 234 07 00	1.00	SFD	1.00	1.00	1.00	\$26.68	\$26.68	
315 234 08 00	1.00	SFD	1.00	1.00	1.00	\$26.68	\$26.68	
315 234 09 00	1.00	SFD	1.00	1.00	1.00	\$26.68	\$26.68	
315 234 10 00	1.00	SFD	1.00	1.00	1.00	\$26.68	\$26.68	
315 234 11 00	1.00	SFD	1.00	1.00	1.00	\$26.68	\$26.68	
315 234 12 00	1.00	SFD	1.00	1.00	1.00	\$26.68	\$26.68	
315 234 13 00	1.00	SFD	1.00	1.00	1.00	\$26.68	\$26.68	
315 234 14 00	1.00	SFD	1.00	1.00	1.00	\$26.68	\$26.68	
315 234 15 00	1.00	SFD	1.00	1.00	1.00	\$26.68	\$26.68	
315 234 16 00	1.00	SFD	1.00	1.00	1.00	\$26.68	\$26.68	
315 234 17 00	1.00	SFD	1.00	1.00	1.00	\$26.68	\$26.68	
315 234 18 00	1.00	SFD	1.00	1.00	1.00	\$26.68	\$26.68	
315 234 19 00	1.00	SFD	1.00	1.00	1.00	\$26.68	\$26.68	
315 234 20 00	1.00	SFD	1.00	1.00	1.00	\$26.68	\$26.68	
315 234 21 00	1.00	SFD	1.00	1.00	1.00	\$26.68	\$26.68	
315 234 22 00	1.00	SFD	1.00	1.00	1.00	\$26.68	\$26.68	
315 234 23 00	1.00	SFD	1.00	1.00	1.00	\$26.68	\$26.68	
315 234 24 00	1.00	SFD	1.00	1.00	1.00	\$26.68	\$26.68	
315 234 25 00	1.00	SFD	1.00	1.00	1.00	\$26.68	\$26.68	
315 234 26 00	1.00	SFD	1.00	1.00	1.00	\$26.68	\$26.68	
315 235 01 00	1.00	SFD	1.00	1.00	1.00	\$26.68	\$26.68	
315 235 02 00	1.00	SFD	1.00	1.00	1.00	\$26.68	\$26.68	
315 235 03 00	1.00	SFD	1.00	1.00	1.00	\$26.68	\$26.68	
315 235 04 00	1.00	SFD	1.00	1.00	1.00	\$26.68	\$26.68	
315 235 05 00	1.00	SFD	1.00	1.00	1.00	\$26.68	\$26.68	
315 235 06 00	1.00	SFD	1.00	1.00	1.00	\$26.68	\$26.68	
315 235 07 00	1.00	SFD	1.00	1.00	1.00	\$26.68	\$26.68	
315 235 08 00	1.00	SFD	1.00	1.00	1.00	\$26.68	\$26.68	
315 235 09 00	1.00	SFD	1.00	1.00	1.00	\$26.68	\$26.68	
315 235 10 00	1.00	SFD	1.00	1.00	1.00	\$26.68	\$26.68	
315 235 11 00	1.00	SFD	1.00	1.00	1.00	\$26.68	\$26.68	
315 240 01 00	12.16	EPS	5.00	0.60	36.48	\$26.68	\$973.28	
315 240 02 00	6.70	PKU	0.50	0.30	1.01	\$26.68	\$26.80	
315 240 03 00	9.13	OSP	0.00	0.30	0.00	\$26.68	\$0.00	
315 240 04 00	8.13	OSP	0.00	0.30	0.00	\$26.68	\$0.00	
315 241 01 00	1.00	SFD	1.00	1.00	1.00	\$26.68	\$26.68	
315 241 02 00	1.00	SFD	1.00	1.00	1.00	\$26.68	\$26.68	
315 241 03 00	1.00	SFD	1.00	1.00	1.00	\$26.68	\$26.68	
315 241 04 00	1.00	SFD	1.00	1.00	1.00	\$26.68	\$26.68	
315 241 05 00	1.00	SFD	1.00	1.00	1.00	\$26.68	\$26.68	
315 241 06 00	1.00	SFD	1.00	1.00	1.00	\$26.68	\$26.68	
315 241 07 00	1.00	SFD	1.00	1.00	1.00	\$26.68	\$26.68	
315 241 08 00	1.00	SFD	1.00	1.00	1.00	\$26.68	\$26.68	
315 241 09 00	1.00	SFD	1.00	1.00	1.00	\$26.68	\$26.68	
315 241 10 00	1.00	SFD	1.00	1.00	1.00	\$26.68	\$26.68	
315 241 11 00	1.00	SFD	1.00	1.00	1.00	\$26.68	\$26.68	
315 241 12 00	1.00	SFD	1.00	1.00	1.00	\$26.68	\$26.68	
315 241 13 00	1.00	SFD	1.00	1.00	1.00	\$26.68	\$26.68	
315 241 14 00	1.00	SFD	1.00	1.00	1.00	\$26.68	\$26.68	

EXHIBIT C - Assessment Roll (Fiscal Year 2027)

Peñasquitos East Maintenance Assessment District

Parcel Number	Acres/ Units ⁽¹⁾	Land Use ⁽²⁾	Assessment Factors		Total EBU's	Unit Cost (\$/EBU)	FY 2027 ⁽⁴⁾ Assessment	Owner Name
			Land Use ⁽²⁾	Benefit ⁽³⁾				
315 241 15 00	1.00	SFD	1.00	1.00	1.00	\$26.68	\$26.68	
315 241 16 00	1.00	SFD	1.00	1.00	1.00	\$26.68	\$26.68	
315 241 17 00	1.00	SFD	1.00	1.00	1.00	\$26.68	\$26.68	
315 241 18 00	1.00	SFD	1.00	1.00	1.00	\$26.68	\$26.68	
315 241 19 00	1.00	SFD	1.00	1.00	1.00	\$26.68	\$26.68	
315 241 20 00	1.00	SFD	1.00	1.00	1.00	\$26.68	\$26.68	
315 241 21 00	1.00	SFD	1.00	1.00	1.00	\$26.68	\$26.68	
315 241 22 00	1.00	SFD	1.00	1.00	1.00	\$26.68	\$26.68	
315 241 23 00	1.00	SFD	1.00	1.00	1.00	\$26.68	\$26.68	
315 241 24 00	1.00	SFD	1.00	1.00	1.00	\$26.68	\$26.68	
315 241 25 00	1.00	SFD	1.00	1.00	1.00	\$26.68	\$26.68	
315 241 26 00	1.00	SFD	1.00	1.00	1.00	\$26.68	\$26.68	
315 241 27 00	1.00	SFD	1.00	1.00	1.00	\$26.68	\$26.68	
315 241 28 00	1.00	SFD	1.00	1.00	1.00	\$26.68	\$26.68	
315 241 29 00	1.00	SFD	1.00	1.00	1.00	\$26.68	\$26.68	
315 241 30 00	1.00	SFD	1.00	1.00	1.00	\$26.68	\$26.68	
315 241 31 00	1.00	SFD	1.00	1.00	1.00	\$26.68	\$26.68	
315 241 32 00	1.00	SFD	1.00	1.00	1.00	\$26.68	\$26.68	
315 241 33 00	1.00	SFD	1.00	1.00	1.00	\$26.68	\$26.68	
315 241 34 00	1.00	SFD	1.00	1.00	1.00	\$26.68	\$26.68	
315 241 35 00	1.00	SFD	1.00	1.00	1.00	\$26.68	\$26.68	
315 241 36 00	1.00	SFD	1.00	1.00	1.00	\$26.68	\$26.68	
315 241 37 00	1.00	SFD	1.00	1.00	1.00	\$26.68	\$26.68	
315 241 38 00	1.00	SFD	1.00	1.00	1.00	\$26.68	\$26.68	
315 241 39 00	1.00	SFD	1.00	1.00	1.00	\$26.68	\$26.68	
315 241 40 00	1.00	SFD	1.00	1.00	1.00	\$26.68	\$26.68	
315 251 01 00	1.00	SFD	1.00	1.00	1.00	\$26.68	\$26.68	
315 251 02 00	1.00	SFD	1.00	1.00	1.00	\$26.68	\$26.68	
315 251 03 00	1.00	SFD	1.00	1.00	1.00	\$26.68	\$26.68	
315 251 04 00	1.00	SFD	1.00	1.00	1.00	\$26.68	\$26.68	
315 251 05 00	1.00	SFD	1.00	1.00	1.00	\$26.68	\$26.68	
315 251 06 00	1.00	SFD	1.00	1.00	1.00	\$26.68	\$26.68	
315 251 07 00	1.00	SFD	1.00	1.00	1.00	\$26.68	\$26.68	
315 251 08 00	1.00	SFD	1.00	1.00	1.00	\$26.68	\$26.68	
315 251 09 00	1.00	SFD	1.00	1.00	1.00	\$26.68	\$26.68	
315 251 10 00	1.00	SFD	1.00	1.00	1.00	\$26.68	\$26.68	
315 251 11 00	1.00	SFD	1.00	1.00	1.00	\$26.68	\$26.68	
315 251 12 00	1.00	SFD	1.00	1.00	1.00	\$26.68	\$26.68	
315 251 13 00	1.00	SFD	1.00	1.00	1.00	\$26.68	\$26.68	
315 251 14 00	1.00	SFD	1.00	1.00	1.00	\$26.68	\$26.68	
315 251 15 00	1.00	SFD	1.00	1.00	1.00	\$26.68	\$26.68	
315 251 16 00	1.00	SFD	1.00	1.00	1.00	\$26.68	\$26.68	
315 251 17 00	1.00	SFD	1.00	1.00	1.00	\$26.68	\$26.68	
315 251 18 00	1.00	SFD	1.00	1.00	1.00	\$26.68	\$26.68	
315 251 30 00	1.00	SFD	1.00	1.00	1.00	\$26.68	\$26.68	
315 251 31 00	1.00	SFD	1.00	1.00	1.00	\$26.68	\$26.68	
315 251 32 00	1.00	SFD	1.00	1.00	1.00	\$26.68	\$26.68	
315 251 33 00	1.00	SFD	1.00	1.00	1.00	\$26.68	\$26.68	
315 251 34 00	1.00	SFD	1.00	1.00	1.00	\$26.68	\$26.68	
315 252 01 00	1.00	SFD	1.00	1.00	1.00	\$26.68	\$26.68	
315 252 02 00	1.00	SFD	1.00	1.00	1.00	\$26.68	\$26.68	
315 252 03 00	1.00	SFD	1.00	1.00	1.00	\$26.68	\$26.68	
315 252 04 00	1.00	SFD	1.00	1.00	1.00	\$26.68	\$26.68	

EXHIBIT C - Assessment Roll (Fiscal Year 2027)
Peñasquitos East Maintenance Assessment District

Parcel Number	Acres/ Units ⁽¹⁾	Land Use ⁽²⁾	Assessment Factors		Total EBU's	Unit Cost (\$/EBU)	FY 2027 ⁽⁴⁾ Assessment	Owner Name
			Land Use ⁽²⁾	Benefit ⁽³⁾				
315 252 05 00	1.00	SFD	1.00	1.00	1.00	\$26.68	\$26.68	
315 252 06 00	1.00	SFD	1.00	1.00	1.00	\$26.68	\$26.68	
315 252 07 00	1.00	SFD	1.00	1.00	1.00	\$26.68	\$26.68	
315 252 08 00	1.00	SFD	1.00	1.00	1.00	\$26.68	\$26.68	
315 252 09 00	1.00	SFD	1.00	1.00	1.00	\$26.68	\$26.68	
315 252 10 00	1.00	SFD	1.00	1.00	1.00	\$26.68	\$26.68	
315 252 11 00	1.00	SFD	1.00	1.00	1.00	\$26.68	\$26.68	
315 252 12 00	1.00	SFD	1.00	1.00	1.00	\$26.68	\$26.68	
315 252 13 00	1.00	SFD	1.00	1.00	1.00	\$26.68	\$26.68	
315 252 14 00	1.00	SFD	1.00	1.00	1.00	\$26.68	\$26.68	
315 252 15 00	1.00	SFD	1.00	1.00	1.00	\$26.68	\$26.68	
315 252 16 00	1.00	SFD	1.00	1.00	1.00	\$26.68	\$26.68	
315 252 17 00	1.00	SFD	1.00	1.00	1.00	\$26.68	\$26.68	
315 252 18 00	1.00	SFD	1.00	1.00	1.00	\$26.68	\$26.68	
315 252 19 00	1.00	SFD	1.00	1.00	1.00	\$26.68	\$26.68	
315 252 20 00	1.00	SFD	1.00	1.00	1.00	\$26.68	\$26.68	
315 252 21 00	1.00	SFD	1.00	1.00	1.00	\$26.68	\$26.68	
315 252 22 00	1.00	SFD	1.00	1.00	1.00	\$26.68	\$26.68	
315 252 23 00	1.00	SFD	1.00	1.00	1.00	\$26.68	\$26.68	
315 252 24 00	1.00	SFD	1.00	1.00	1.00	\$26.68	\$26.68	
315 252 25 00	1.00	SFD	1.00	1.00	1.00	\$26.68	\$26.68	
315 252 26 00	1.00	SFD	1.00	1.00	1.00	\$26.68	\$26.68	
315 252 27 00	1.00	SFD	1.00	1.00	1.00	\$26.68	\$26.68	
315 252 28 00	1.00	SFD	1.00	1.00	1.00	\$26.68	\$26.68	
315 252 29 00	1.00	SFD	1.00	1.00	1.00	\$26.68	\$26.68	
315 252 30 00	1.00	SFD	1.00	1.00	1.00	\$26.68	\$26.68	
315 252 31 00	1.00	SFD	1.00	1.00	1.00	\$26.68	\$26.68	
315 252 32 00	1.00	SFD	1.00	1.00	1.00	\$26.68	\$26.68	
315 252 33 00	1.00	SFD	1.00	1.00	1.00	\$26.68	\$26.68	
315 252 34 00	1.00	SFD	1.00	1.00	1.00	\$26.68	\$26.68	
315 252 35 00	1.00	SFD	1.00	1.00	1.00	\$26.68	\$26.68	
315 252 36 00	1.00	SFD	1.00	1.00	1.00	\$26.68	\$26.68	
315 252 37 00	1.00	SFD	1.00	1.00	1.00	\$26.68	\$26.68	
315 252 38 00	1.00	SFD	1.00	1.00	1.00	\$26.68	\$26.68	
315 253 01 00	1.00	SFD	1.00	1.00	1.00	\$26.68	\$26.68	
315 253 02 00	1.00	SFD	1.00	1.00	1.00	\$26.68	\$26.68	
315 253 03 00	1.00	SFD	1.00	1.00	1.00	\$26.68	\$26.68	
315 253 04 00	1.00	SFD	1.00	1.00	1.00	\$26.68	\$26.68	
315 253 05 00	1.00	SFD	1.00	1.00	1.00	\$26.68	\$26.68	
315 253 06 00	1.00	SFD	1.00	1.00	1.00	\$26.68	\$26.68	
315 253 07 00	1.00	SFD	1.00	1.00	1.00	\$26.68	\$26.68	
315 253 08 00	1.00	SFD	1.00	1.00	1.00	\$26.68	\$26.68	
315 253 09 00	1.00	SFD	1.00	1.00	1.00	\$26.68	\$26.68	
315 253 10 00	1.00	SFD	1.00	1.00	1.00	\$26.68	\$26.68	
315 253 11 00	1.00	SFD	1.00	1.00	1.00	\$26.68	\$26.68	
315 253 12 00	1.00	SFD	1.00	1.00	1.00	\$26.68	\$26.68	
315 253 13 00	1.00	SFD	1.00	1.00	1.00	\$26.68	\$26.68	
315 253 14 00	1.00	SFD	1.00	1.00	1.00	\$26.68	\$26.68	
315 253 15 00	1.00	SFD	1.00	1.00	1.00	\$26.68	\$26.68	
315 281 01 00	1.00	SFD	1.00	1.00	1.00	\$26.68	\$26.68	
315 281 02 00	1.00	SFD	1.00	1.00	1.00	\$26.68	\$26.68	
315 281 03 00	1.00	SFD	1.00	1.00	1.00	\$26.68	\$26.68	
315 281 04 00	1.00	SFD	1.00	1.00	1.00	\$26.68	\$26.68	

EXHIBIT C - Assessment Roll (Fiscal Year 2027)

Peñasquitos East Maintenance Assessment District

Parcel Number	Acres/ Units ⁽¹⁾	Land Use ⁽²⁾	Assessment Factors		Total EBU's	Unit Cost (\$/EBU)	FY 2027 ⁽⁴⁾ Assessment	Owner Name
			Land Use ⁽²⁾	Benefit ⁽³⁾				
315 281 05 00	1.00	SFD	1.00	1.00	1.00	\$26.68	\$26.68	
315 281 06 00	1.00	SFD	1.00	1.00	1.00	\$26.68	\$26.68	
315 281 07 00	1.00	SFD	1.00	1.00	1.00	\$26.68	\$26.68	
315 281 08 00	1.00	SFD	1.00	1.00	1.00	\$26.68	\$26.68	
315 281 09 00	1.00	SFD	1.00	1.00	1.00	\$26.68	\$26.68	
315 281 10 00	1.00	SFD	1.00	1.00	1.00	\$26.68	\$26.68	
315 281 11 00	1.00	SFD	1.00	1.00	1.00	\$26.68	\$26.68	
315 281 12 00	1.00	SFD	1.00	1.00	1.00	\$26.68	\$26.68	
315 281 13 00	1.00	SFD	1.00	1.00	1.00	\$26.68	\$26.68	
315 281 14 00	1.00	SFD	1.00	1.00	1.00	\$26.68	\$26.68	
315 281 15 00	1.00	SFD	1.00	1.00	1.00	\$26.68	\$26.68	
315 281 16 00	1.00	SFD	1.00	1.00	1.00	\$26.68	\$26.68	
315 281 17 00	1.00	SFD	1.00	1.00	1.00	\$26.68	\$26.68	
315 281 18 00	1.00	SFD	1.00	1.00	1.00	\$26.68	\$26.68	
315 281 19 00	1.00	SFD	1.00	1.00	1.00	\$26.68	\$26.68	
315 281 20 00	1.00	SFD	1.00	1.00	1.00	\$26.68	\$26.68	
315 281 21 00	1.00	SFD	1.00	1.00	1.00	\$26.68	\$26.68	
315 281 22 00	1.00	SFD	1.00	1.00	1.00	\$26.68	\$26.68	
315 281 23 00	1.00	SFD	1.00	1.00	1.00	\$26.68	\$26.68	
315 281 24 00	1.00	SFD	1.00	1.00	1.00	\$26.68	\$26.68	
315 281 25 00	0.92	UTL	3.00	0.30	0.83	\$26.68	\$22.08	
315 282 01 00	1.00	SFD	1.00	1.00	1.00	\$26.68	\$26.68	
315 282 02 00	1.00	SFD	1.00	1.00	1.00	\$26.68	\$26.68	
315 282 03 00	1.00	SFD	1.00	1.00	1.00	\$26.68	\$26.68	
315 282 04 00	1.00	SFD	1.00	1.00	1.00	\$26.68	\$26.68	
315 282 05 00	1.00	SFD	1.00	1.00	1.00	\$26.68	\$26.68	
315 282 06 00	1.00	SFD	1.00	1.00	1.00	\$26.68	\$26.68	
315 282 07 00	1.00	SFD	1.00	1.00	1.00	\$26.68	\$26.68	
315 282 08 00	1.00	SFD	1.00	1.00	1.00	\$26.68	\$26.68	
315 282 09 00	1.00	SFD	1.00	1.00	1.00	\$26.68	\$26.68	
315 282 10 00	1.00	SFD	1.00	1.00	1.00	\$26.68	\$26.68	
315 282 11 00	1.00	SFD	1.00	1.00	1.00	\$26.68	\$26.68	
315 282 12 00	1.00	SFD	1.00	1.00	1.00	\$26.68	\$26.68	
315 282 13 00	1.00	SFD	1.00	1.00	1.00	\$26.68	\$26.68	
315 282 14 00	1.00	SFD	1.00	1.00	1.00	\$26.68	\$26.68	
315 282 15 00	1.00	SFD	1.00	1.00	1.00	\$26.68	\$26.68	
315 282 16 00	1.00	SFD	1.00	1.00	1.00	\$26.68	\$26.68	
315 282 17 00	1.00	SFD	1.00	1.00	1.00	\$26.68	\$26.68	
315 282 18 00	1.00	SFD	1.00	1.00	1.00	\$26.68	\$26.68	
315 282 19 00	1.00	SFD	1.00	1.00	1.00	\$26.68	\$26.68	
315 282 20 00	1.00	SFD	1.00	1.00	1.00	\$26.68	\$26.68	
315 282 21 00	1.00	SFD	1.00	1.00	1.00	\$26.68	\$26.68	
315 282 22 00	1.00	SFD	1.00	1.00	1.00	\$26.68	\$26.68	
315 282 23 00	1.00	SFD	1.00	1.00	1.00	\$26.68	\$26.68	
315 282 24 00	1.00	SFD	1.00	1.00	1.00	\$26.68	\$26.68	
315 282 25 00	1.00	SFD	1.00	1.00	1.00	\$26.68	\$26.68	
315 282 26 00	1.00	SFD	1.00	1.00	1.00	\$26.68	\$26.68	
315 282 27 00	1.00	SFD	1.00	1.00	1.00	\$26.68	\$26.68	
315 282 28 00	1.00	SFD	1.00	1.00	1.00	\$26.68	\$26.68	
315 282 29 00	1.00	SFD	1.00	1.00	1.00	\$26.68	\$26.68	
315 282 30 00	1.00	SFD	1.00	1.00	1.00	\$26.68	\$26.68	
315 283 01 00	1.00	SFD	1.00	1.00	1.00	\$26.68	\$26.68	
315 283 02 00	1.00	SFD	1.00	1.00	1.00	\$26.68	\$26.68	

EXHIBIT C - Assessment Roll (Fiscal Year 2027)

Peñasquitos East Maintenance Assessment District

Parcel Number	Acres/ Units ⁽¹⁾	Land Use ⁽²⁾	Assessment Factors		Total EBU's	Unit Cost (\$/EBU)	FY 2027 ⁽⁴⁾ Assessment	Owner Name
			Land Use ⁽²⁾	Benefit ⁽³⁾				
315 283 03 00	1.00	SFD	1.00	1.00	1.00	\$26.68	\$26.68	
315 283 04 00	1.00	SFD	1.00	1.00	1.00	\$26.68	\$26.68	
315 283 05 00	1.00	SFD	1.00	1.00	1.00	\$26.68	\$26.68	
315 283 06 00	1.00	SFD	1.00	1.00	1.00	\$26.68	\$26.68	
315 283 07 00	1.00	SFD	1.00	1.00	1.00	\$26.68	\$26.68	
315 283 08 00	1.00	SFD	1.00	1.00	1.00	\$26.68	\$26.68	
315 283 09 00	1.00	SFD	1.00	1.00	1.00	\$26.68	\$26.68	
315 283 10 00	1.00	SFD	1.00	1.00	1.00	\$26.68	\$26.68	
315 283 11 00	1.00	SFD	1.00	1.00	1.00	\$26.68	\$26.68	
315 283 12 00	1.00	SFD	1.00	1.00	1.00	\$26.68	\$26.68	
315 283 13 00	1.00	SFD	1.00	1.00	1.00	\$26.68	\$26.68	
315 283 14 00	1.00	SFD	1.00	1.00	1.00	\$26.68	\$26.68	
315 283 15 00	1.00	SFD	1.00	1.00	1.00	\$26.68	\$26.68	
315 283 16 00	1.00	SFD	1.00	1.00	1.00	\$26.68	\$26.68	
315 283 17 00	1.00	SFD	1.00	1.00	1.00	\$26.68	\$26.68	
315 283 18 00	1.00	SFD	1.00	1.00	1.00	\$26.68	\$26.68	
315 283 19 00	1.00	SFD	1.00	1.00	1.00	\$26.68	\$26.68	
315 283 20 00	1.00	SFD	1.00	1.00	1.00	\$26.68	\$26.68	
315 283 21 00	1.00	SFD	1.00	1.00	1.00	\$26.68	\$26.68	
315 283 22 00	1.00	SFD	1.00	1.00	1.00	\$26.68	\$26.68	
315 283 23 00	1.00	SFD	1.00	1.00	1.00	\$26.68	\$26.68	
315 283 24 00	1.00	SFD	1.00	1.00	1.00	\$26.68	\$26.68	
315 283 25 00	1.00	SFD	1.00	1.00	1.00	\$26.68	\$26.68	
315 283 26 00	1.00	SFD	1.00	1.00	1.00	\$26.68	\$26.68	
315 283 27 00	1.00	SFD	1.00	1.00	1.00	\$26.68	\$26.68	
315 283 28 00	1.00	SFD	1.00	1.00	1.00	\$26.68	\$26.68	
315 283 29 00	1.00	SFD	1.00	1.00	1.00	\$26.68	\$26.68	
315 283 30 00	1.00	SFD	1.00	1.00	1.00	\$26.68	\$26.68	
315 283 31 00	1.00	SFD	1.00	1.00	1.00	\$26.68	\$26.68	
315 283 32 00	1.00	SFD	1.00	1.00	1.00	\$26.68	\$26.68	
315 283 33 00	1.00	SFD	1.00	1.00	1.00	\$26.68	\$26.68	
315 283 34 00	1.00	SFD	1.00	1.00	1.00	\$26.68	\$26.68	
315 283 35 00	1.00	SFD	1.00	1.00	1.00	\$26.68	\$26.68	
315 283 36 00	1.00	SFD	1.00	1.00	1.00	\$26.68	\$26.68	
315 283 37 00	1.00	SFD	1.00	1.00	1.00	\$26.68	\$26.68	
315 284 01 00	1.00	SFD	1.00	1.00	1.00	\$26.68	\$26.68	
315 284 02 00	1.00	SFD	1.00	1.00	1.00	\$26.68	\$26.68	
315 284 03 00	1.00	SFD	1.00	1.00	1.00	\$26.68	\$26.68	
315 284 04 00	1.00	SFD	1.00	1.00	1.00	\$26.68	\$26.68	
315 284 05 00	1.00	SFD	1.00	1.00	1.00	\$26.68	\$26.68	
315 284 06 00	1.00	SFD	1.00	1.00	1.00	\$26.68	\$26.68	
315 284 07 00	1.00	SFD	1.00	1.00	1.00	\$26.68	\$26.68	
315 284 08 00	1.00	SFD	1.00	1.00	1.00	\$26.68	\$26.68	
315 284 09 00	1.00	SFD	1.00	1.00	1.00	\$26.68	\$26.68	
315 284 10 00	1.00	SFD	1.00	1.00	1.00	\$26.68	\$26.68	
315 284 11 00	1.00	SFD	1.00	1.00	1.00	\$26.68	\$26.68	
315 284 12 00	1.00	SFD	1.00	1.00	1.00	\$26.68	\$26.68	
315 284 13 00	1.00	SFD	1.00	1.00	1.00	\$26.68	\$26.68	
315 284 14 00	1.00	SFD	1.00	1.00	1.00	\$26.68	\$26.68	
315 284 15 00	1.00	SFD	1.00	1.00	1.00	\$26.68	\$26.68	
315 284 16 00	1.00	SFD	1.00	1.00	1.00	\$26.68	\$26.68	
315 284 17 00	1.00	SFD	1.00	1.00	1.00	\$26.68	\$26.68	
315 284 18 00	1.00	SFD	1.00	1.00	1.00	\$26.68	\$26.68	

EXHIBIT C - Assessment Roll (Fiscal Year 2027)

Peñasquitos East Maintenance Assessment District

Parcel Number	Acres/ Units ⁽¹⁾	Land Use ⁽²⁾	Assessment Factors		Total EBU	Unit Cost (\$/EBU)	FY 2027 ⁽⁴⁾ Assessment	Owner Name
			Land Use ⁽²⁾	Benefit ⁽³⁾				
315 285 01 00	1.00	SFD	1.00	1.00	1.00	\$26.68	\$26.68	
315 285 02 00	1.00	SFD	1.00	1.00	1.00	\$26.68	\$26.68	
315 285 03 00	1.00	SFD	1.00	1.00	1.00	\$26.68	\$26.68	
315 285 04 00	1.00	SFD	1.00	1.00	1.00	\$26.68	\$26.68	
315 285 05 00	1.00	SFD	1.00	1.00	1.00	\$26.68	\$26.68	
315 285 06 00	1.00	SFD	1.00	1.00	1.00	\$26.68	\$26.68	
315 285 07 00	1.00	SFD	1.00	1.00	1.00	\$26.68	\$26.68	
315 285 08 00	1.00	SFD	1.00	1.00	1.00	\$26.68	\$26.68	
315 285 09 00	1.00	SFD	1.00	1.00	1.00	\$26.68	\$26.68	
315 285 10 00	1.00	SFD	1.00	1.00	1.00	\$26.68	\$26.68	
315 285 11 00	1.00	SFD	1.00	1.00	1.00	\$26.68	\$26.68	
315 285 12 00	1.00	SFD	1.00	1.00	1.00	\$26.68	\$26.68	
315 285 13 00	1.00	SFD	1.00	1.00	1.00	\$26.68	\$26.68	
315 285 14 00	1.00	SFD	1.00	1.00	1.00	\$26.68	\$26.68	
315 285 15 00	1.00	SFD	1.00	1.00	1.00	\$26.68	\$26.68	
315 285 16 00	1.00	SFD	1.00	1.00	1.00	\$26.68	\$26.68	
315 285 17 00	1.00	SFD	1.00	1.00	1.00	\$26.68	\$26.68	
315 285 18 00	1.00	SFD	1.00	1.00	1.00	\$26.68	\$26.68	
315 285 19 00	1.00	SFD	1.00	1.00	1.00	\$26.68	\$26.68	
315 285 20 00	1.00	SFD	1.00	1.00	1.00	\$26.68	\$26.68	
315 285 21 00	1.00	SFD	1.00	1.00	1.00	\$26.68	\$26.68	
315 285 22 00	1.00	SFD	1.00	1.00	1.00	\$26.68	\$26.68	
315 285 23 00	1.00	SFD	1.00	1.00	1.00	\$26.68	\$26.68	
315 285 24 00	1.00	SFD	1.00	1.00	1.00	\$26.68	\$26.68	
315 285 25 00	1.00	SFD	1.00	1.00	1.00	\$26.68	\$26.68	
315 286 01 00	1.00	SFD	1.00	1.00	1.00	\$26.68	\$26.68	
315 286 02 00	1.00	SFD	1.00	1.00	1.00	\$26.68	\$26.68	
315 286 03 00	1.00	SFD	1.00	1.00	1.00	\$26.68	\$26.68	
315 286 04 00	1.00	SFD	1.00	1.00	1.00	\$26.68	\$26.68	
315 286 05 00	1.00	SFD	1.00	1.00	1.00	\$26.68	\$26.68	
315 286 06 00	1.00	SFD	1.00	1.00	1.00	\$26.68	\$26.68	
315 286 07 00	1.00	SFD	1.00	1.00	1.00	\$26.68	\$26.68	
315 286 08 00	1.00	SFD	1.00	1.00	1.00	\$26.68	\$26.68	
315 286 09 00	1.00	SFD	1.00	1.00	1.00	\$26.68	\$26.68	
315 286 10 00	1.00	SFD	1.00	1.00	1.00	\$26.68	\$26.68	
315 286 11 00	1.00	SFD	1.00	1.00	1.00	\$26.68	\$26.68	
315 286 12 00	1.00	SFD	1.00	1.00	1.00	\$26.68	\$26.68	
315 286 13 00	1.00	SFD	1.00	1.00	1.00	\$26.68	\$26.68	
315 291 01 00	1.00	SFD	1.00	1.00	1.00	\$26.68	\$26.68	
315 291 02 00	1.00	SFD	1.00	1.00	1.00	\$26.68	\$26.68	
315 291 03 00	1.00	SFD	1.00	1.00	1.00	\$26.68	\$26.68	
315 291 04 00	1.00	SFD	1.00	1.00	1.00	\$26.68	\$26.68	
315 291 05 00	1.00	SFD	1.00	1.00	1.00	\$26.68	\$26.68	
315 291 06 00	1.00	SFD	1.00	1.00	1.00	\$26.68	\$26.68	
315 291 07 00	1.00	SFD	1.00	1.00	1.00	\$26.68	\$26.68	
315 291 08 00	1.00	SFD	1.00	1.00	1.00	\$26.68	\$26.68	
315 291 09 00	1.00	SFD	1.00	1.00	1.00	\$26.68	\$26.68	
315 291 10 00	1.00	SFD	1.00	1.00	1.00	\$26.68	\$26.68	
315 291 11 00	1.00	SFD	1.00	1.00	1.00	\$26.68	\$26.68	
315 291 12 00	1.00	SFD	1.00	1.00	1.00	\$26.68	\$26.68	
315 291 13 00	1.00	SFD	1.00	1.00	1.00	\$26.68	\$26.68	
315 291 14 00	1.00	SFD	1.00	1.00	1.00	\$26.68	\$26.68	
315 291 15 00	1.00	SFD	1.00	1.00	1.00	\$26.68	\$26.68	

EXHIBIT C - Assessment Roll (Fiscal Year 2027)
Peñasquitos East Maintenance Assessment District

Parcel Number	Acres/ Units ⁽¹⁾	Land Use ⁽²⁾	Assessment Factors		Total EBU's	Unit Cost (\$/EBU)	FY 2027 ⁽⁴⁾ Assessment	Owner Name
			Land Use ⁽²⁾	Benefit ⁽³⁾				
315 291 16 00	1.00	SFD	1.00	1.00	1.00	\$26.68	\$26.68	
315 291 17 00	1.00	SFD	1.00	1.00	1.00	\$26.68	\$26.68	
315 291 18 00	1.00	SFD	1.00	1.00	1.00	\$26.68	\$26.68	
315 291 19 00	1.00	SFD	1.00	1.00	1.00	\$26.68	\$26.68	
315 291 20 00	1.00	SFD	1.00	1.00	1.00	\$26.68	\$26.68	
315 291 21 00	1.00	SFD	1.00	1.00	1.00	\$26.68	\$26.68	
315 291 22 00	1.00	SFD	1.00	1.00	1.00	\$26.68	\$26.68	
315 291 23 00	1.00	SFD	1.00	1.00	1.00	\$26.68	\$26.68	
315 291 24 00	1.00	SFD	1.00	1.00	1.00	\$26.68	\$26.68	
315 291 25 00	1.00	SFD	1.00	1.00	1.00	\$26.68	\$26.68	
315 291 26 00	1.00	SFD	1.00	1.00	1.00	\$26.68	\$26.68	
315 291 27 00	1.00	SFD	1.00	1.00	1.00	\$26.68	\$26.68	
315 291 28 00	1.00	SFD	1.00	1.00	1.00	\$26.68	\$26.68	
315 291 29 00	1.00	SFD	1.00	1.00	1.00	\$26.68	\$26.68	
315 291 30 00	1.00	SFD	1.00	1.00	1.00	\$26.68	\$26.68	
315 291 31 00	1.00	SFD	1.00	1.00	1.00	\$26.68	\$26.68	
315 291 32 00	1.00	SFD	1.00	1.00	1.00	\$26.68	\$26.68	
315 291 33 00	1.00	SFD	1.00	1.00	1.00	\$26.68	\$26.68	
315 291 34 00	1.00	SFD	1.00	1.00	1.00	\$26.68	\$26.68	
315 291 35 00	1.00	SFD	1.00	1.00	1.00	\$26.68	\$26.68	
315 291 36 00	1.00	SFD	1.00	1.00	1.00	\$26.68	\$26.68	
315 291 37 00	1.00	SFD	1.00	1.00	1.00	\$26.68	\$26.68	
315 291 38 00	1.00	SFD	1.00	1.00	1.00	\$26.68	\$26.68	
315 291 39 00	1.00	SFD	1.00	1.00	1.00	\$26.68	\$26.68	
315 291 40 00	1.00	SFD	1.00	1.00	1.00	\$26.68	\$26.68	
315 291 41 00	1.00	SFD	1.00	1.00	1.00	\$26.68	\$26.68	
315 291 42 00	1.00	SFD	1.00	1.00	1.00	\$26.68	\$26.68	
315 291 43 00	1.00	SFD	1.00	1.00	1.00	\$26.68	\$26.68	
315 291 44 00	1.00	SFD	1.00	1.00	1.00	\$26.68	\$26.68	
315 291 45 00	1.00	SFD	1.00	1.00	1.00	\$26.68	\$26.68	
315 291 46 00	1.00	SFD	1.00	1.00	1.00	\$26.68	\$26.68	
315 291 47 00	1.00	SFD	1.00	1.00	1.00	\$26.68	\$26.68	
315 292 01 00	1.00	SFD	1.00	1.00	1.00	\$26.68	\$26.68	
315 292 02 00	1.00	SFD	1.00	1.00	1.00	\$26.68	\$26.68	
315 292 03 00	1.00	SFD	1.00	1.00	1.00	\$26.68	\$26.68	
315 292 04 00	1.00	SFD	1.00	1.00	1.00	\$26.68	\$26.68	
315 292 05 00	1.00	SFD	1.00	1.00	1.00	\$26.68	\$26.68	
315 292 06 00	1.00	SFD	1.00	1.00	1.00	\$26.68	\$26.68	
315 292 07 00	1.00	SFD	1.00	1.00	1.00	\$26.68	\$26.68	
315 292 08 00	1.00	SFD	1.00	1.00	1.00	\$26.68	\$26.68	
315 292 09 00	1.00	SFD	1.00	1.00	1.00	\$26.68	\$26.68	
315 292 10 00	1.00	SFD	1.00	1.00	1.00	\$26.68	\$26.68	
315 292 11 00	1.00	SFD	1.00	1.00	1.00	\$26.68	\$26.68	
315 292 12 00	1.00	SFD	1.00	1.00	1.00	\$26.68	\$26.68	
315 292 13 00	1.00	SFD	1.00	1.00	1.00	\$26.68	\$26.68	
315 292 14 00	1.00	SFD	1.00	1.00	1.00	\$26.68	\$26.68	
315 292 15 00	1.00	SFD	1.00	1.00	1.00	\$26.68	\$26.68	
315 292 16 00	1.00	SFD	1.00	1.00	1.00	\$26.68	\$26.68	
315 292 17 00	1.00	SFD	1.00	1.00	1.00	\$26.68	\$26.68	
315 292 18 00	1.00	SFD	1.00	1.00	1.00	\$26.68	\$26.68	
315 292 19 00	1.00	SFD	1.00	1.00	1.00	\$26.68	\$26.68	
315 292 20 00	1.00	SFD	1.00	1.00	1.00	\$26.68	\$26.68	
315 292 21 00	1.00	SFD	1.00	1.00	1.00	\$26.68	\$26.68	

EXHIBIT C - Assessment Roll (Fiscal Year 2027)

Peñasquitos East Maintenance Assessment District

Parcel Number	Acres/ Units ⁽¹⁾	Land Use ⁽²⁾	Assessment Factors		Total EBU's	Unit Cost (\$/EBU)	FY 2027 ⁽⁴⁾ Assessment	Owner Name
			Land Use ⁽²⁾	Benefit ⁽³⁾				
315 292 22 00	1.00	SFD	1.00	1.00	1.00	\$26.68	\$26.68	
315 292 23 00	1.00	SFD	1.00	1.00	1.00	\$26.68	\$26.68	
315 292 24 00	1.00	SFD	1.00	1.00	1.00	\$26.68	\$26.68	
315 292 25 00	1.00	SFD	1.00	1.00	1.00	\$26.68	\$26.68	
315 292 26 00	1.00	SFD	1.00	1.00	1.00	\$26.68	\$26.68	
315 292 27 00	1.00	SFD	1.00	1.00	1.00	\$26.68	\$26.68	
315 292 28 00	1.00	SFD	1.00	1.00	1.00	\$26.68	\$26.68	
315 292 29 00	1.00	SFD	1.00	1.00	1.00	\$26.68	\$26.68	
315 292 30 00	1.00	SFD	1.00	1.00	1.00	\$26.68	\$26.68	
315 292 31 00	1.00	SFD	1.00	1.00	1.00	\$26.68	\$26.68	
315 292 32 00	1.00	SFD	1.00	1.00	1.00	\$26.68	\$26.68	
315 292 33 00	1.00	SFD	1.00	1.00	1.00	\$26.68	\$26.68	
315 292 34 00	1.00	SFD	1.00	1.00	1.00	\$26.68	\$26.68	
315 292 35 00	1.00	SFD	1.00	1.00	1.00	\$26.68	\$26.68	
315 292 36 00	1.00	SFD	1.00	1.00	1.00	\$26.68	\$26.68	
315 292 37 00	1.00	SFD	1.00	1.00	1.00	\$26.68	\$26.68	
315 292 38 00	1.00	SFD	1.00	1.00	1.00	\$26.68	\$26.68	
315 292 39 00	1.00	SFD	1.00	1.00	1.00	\$26.68	\$26.68	
315 292 40 00	1.00	SFD	1.00	1.00	1.00	\$26.68	\$26.68	
315 292 41 00	1.00	SFD	1.00	1.00	1.00	\$26.68	\$26.68	
315 292 42 00	1.00	SFD	1.00	1.00	1.00	\$26.68	\$26.68	
315 292 43 00	1.00	SFD	1.00	1.00	1.00	\$26.68	\$26.68	
315 292 44 00	1.00	SFD	1.00	1.00	1.00	\$26.68	\$26.68	
315 292 45 00	1.00	SFD	1.00	1.00	1.00	\$26.68	\$26.68	
315 292 46 00	1.00	SFD	1.00	1.00	1.00	\$26.68	\$26.68	
315 292 47 00	1.00	SFD	1.00	1.00	1.00	\$26.68	\$26.68	
315 292 48 00	1.00	SFD	1.00	1.00	1.00	\$26.68	\$26.68	
315 292 49 00	1.00	SFD	1.00	1.00	1.00	\$26.68	\$26.68	
315 292 50 00	1.00	SFD	1.00	1.00	1.00	\$26.68	\$26.68	
315 301 01 00	1.00	SFD	1.00	1.00	1.00	\$26.68	\$26.68	
315 301 02 00	1.00	SFD	1.00	1.00	1.00	\$26.68	\$26.68	
315 301 03 00	1.00	SFD	1.00	1.00	1.00	\$26.68	\$26.68	
315 301 04 00	1.00	SFD	1.00	1.00	1.00	\$26.68	\$26.68	
315 301 05 00	1.00	SFD	1.00	1.00	1.00	\$26.68	\$26.68	
315 301 06 00	1.00	SFD	1.00	1.00	1.00	\$26.68	\$26.68	
315 301 09 00	1.00	SFD	1.00	1.00	1.00	\$26.68	\$26.68	
315 301 11 00	1.00	SFD	1.00	1.00	1.00	\$26.68	\$26.68	
315 301 12 00	1.00	SFD	1.00	1.00	1.00	\$26.68	\$26.68	
315 302 01 00	1.00	SFD	1.00	1.00	1.00	\$26.68	\$26.68	
315 302 02 00	1.00	SFD	1.00	1.00	1.00	\$26.68	\$26.68	
315 302 03 00	1.00	SFD	1.00	1.00	1.00	\$26.68	\$26.68	
315 302 04 00	1.00	SFD	1.00	1.00	1.00	\$26.68	\$26.68	
315 302 05 00	1.00	SFD	1.00	1.00	1.00	\$26.68	\$26.68	
315 302 06 00	1.00	SFD	1.00	1.00	1.00	\$26.68	\$26.68	
315 302 07 00	1.00	SFD	1.00	1.00	1.00	\$26.68	\$26.68	
315 302 08 00	1.00	SFD	1.00	1.00	1.00	\$26.68	\$26.68	
315 302 09 00	1.00	SFD	1.00	1.00	1.00	\$26.68	\$26.68	
315 302 10 00	1.00	SFD	1.00	1.00	1.00	\$26.68	\$26.68	
315 302 11 00	1.00	SFD	1.00	1.00	1.00	\$26.68	\$26.68	
315 302 12 00	1.00	SFD	1.00	1.00	1.00	\$26.68	\$26.68	
315 302 13 00	1.00	SFD	1.00	1.00	1.00	\$26.68	\$26.68	
315 302 14 00	1.00	SFD	1.00	1.00	1.00	\$26.68	\$26.68	
315 302 15 00	1.00	SFD	1.00	1.00	1.00	\$26.68	\$26.68	

EXHIBIT C - Assessment Roll (Fiscal Year 2027)

Peñasquitos East Maintenance Assessment District

Parcel Number	Acres/ Units ⁽¹⁾	Land Use ⁽²⁾	Assessment Factors		Total EBU's	Unit Cost (\$/EBU)	FY 2027 ⁽⁴⁾ Assessment	Owner Name
			Land Use ⁽²⁾	Benefit ⁽³⁾				
315 302 16 00	1.00	SFD	1.00	1.00	1.00	\$26.68	\$26.68	
315 302 17 00	1.00	SFD	1.00	1.00	1.00	\$26.68	\$26.68	
315 302 18 00	1.00	SFD	1.00	1.00	1.00	\$26.68	\$26.68	
315 302 19 00	1.00	SFD	1.00	1.00	1.00	\$26.68	\$26.68	
315 302 20 00	1.00	SFD	1.00	1.00	1.00	\$26.68	\$26.68	
315 302 21 00	1.00	SFD	1.00	1.00	1.00	\$26.68	\$26.68	
315 302 22 00	1.00	SFD	1.00	1.00	1.00	\$26.68	\$26.68	
315 302 23 00	1.00	SFD	1.00	1.00	1.00	\$26.68	\$26.68	
315 303 01 00	1.00	SFD	1.00	1.00	1.00	\$26.68	\$26.68	
315 303 02 00	1.00	SFD	1.00	1.00	1.00	\$26.68	\$26.68	
315 303 03 00	1.00	SFD	1.00	1.00	1.00	\$26.68	\$26.68	
315 303 04 00	1.00	SFD	1.00	1.00	1.00	\$26.68	\$26.68	
315 303 05 00	1.00	SFD	1.00	1.00	1.00	\$26.68	\$26.68	
315 303 06 00	1.00	SFD	1.00	1.00	1.00	\$26.68	\$26.68	
315 303 07 00	1.00	SFD	1.00	1.00	1.00	\$26.68	\$26.68	
315 303 08 00	1.00	SFD	1.00	1.00	1.00	\$26.68	\$26.68	
315 303 09 00	1.00	SFD	1.00	1.00	1.00	\$26.68	\$26.68	
315 303 10 00	1.00	SFD	1.00	1.00	1.00	\$26.68	\$26.68	
315 303 11 00	1.00	SFD	1.00	1.00	1.00	\$26.68	\$26.68	
315 303 12 00	1.00	SFD	1.00	1.00	1.00	\$26.68	\$26.68	
315 303 13 00	1.00	SFD	1.00	1.00	1.00	\$26.68	\$26.68	
315 303 14 00	1.00	SFD	1.00	1.00	1.00	\$26.68	\$26.68	
315 303 15 00	1.00	SFD	1.00	1.00	1.00	\$26.68	\$26.68	
315 303 16 00	1.00	SFD	1.00	1.00	1.00	\$26.68	\$26.68	
315 303 17 00	1.00	SFD	1.00	1.00	1.00	\$26.68	\$26.68	
315 303 18 00	1.00	SFD	1.00	1.00	1.00	\$26.68	\$26.68	
315 303 19 00	1.00	SFD	1.00	1.00	1.00	\$26.68	\$26.68	
315 303 20 00	1.00	SFD	1.00	1.00	1.00	\$26.68	\$26.68	
315 303 21 00	1.00	SFD	1.00	1.00	1.00	\$26.68	\$26.68	
315 303 22 00	1.00	SFD	1.00	1.00	1.00	\$26.68	\$26.68	
315 303 23 00	1.00	SFD	1.00	1.00	1.00	\$26.68	\$26.68	
315 303 24 00	1.00	SFD	1.00	1.00	1.00	\$26.68	\$26.68	
315 303 25 00	1.00	SFD	1.00	1.00	1.00	\$26.68	\$26.68	
315 303 26 00	1.00	SFD	1.00	1.00	1.00	\$26.68	\$26.68	
315 303 27 00	1.00	SFD	1.00	1.00	1.00	\$26.68	\$26.68	
315 303 28 00	1.00	SFD	1.00	1.00	1.00	\$26.68	\$26.68	
315 303 29 00	1.00	SFD	1.00	1.00	1.00	\$26.68	\$26.68	
315 303 30 00	1.00	SFD	1.00	1.00	1.00	\$26.68	\$26.68	
315 303 31 00	1.00	SFD	1.00	1.00	1.00	\$26.68	\$26.68	
315 303 32 00	1.00	SFD	1.00	1.00	1.00	\$26.68	\$26.68	
315 303 33 00	1.00	SFD	1.00	1.00	1.00	\$26.68	\$26.68	
315 303 34 00	1.00	SFD	1.00	1.00	1.00	\$26.68	\$26.68	
315 304 01 00	1.00	SFD	1.00	1.00	1.00	\$26.68	\$26.68	
315 304 02 00	1.00	SFD	1.00	1.00	1.00	\$26.68	\$26.68	
315 304 03 00	1.00	SFD	1.00	1.00	1.00	\$26.68	\$26.68	
315 304 04 00	1.00	SFD	1.00	1.00	1.00	\$26.68	\$26.68	
315 304 05 00	1.00	SFD	1.00	1.00	1.00	\$26.68	\$26.68	
315 304 06 00	1.00	SFD	1.00	1.00	1.00	\$26.68	\$26.68	
315 304 07 00	1.00	SFD	1.00	1.00	1.00	\$26.68	\$26.68	
315 304 08 00	1.00	SFD	1.00	1.00	1.00	\$26.68	\$26.68	
315 304 09 00	1.00	SFD	1.00	1.00	1.00	\$26.68	\$26.68	
315 304 10 00	1.00	SFD	1.00	1.00	1.00	\$26.68	\$26.68	
315 304 11 00	1.00	SFD	1.00	1.00	1.00	\$26.68	\$26.68	

EXHIBIT C - Assessment Roll (Fiscal Year 2027)

Peñasquitos East Maintenance Assessment District

Parcel Number	Acres/ Units ⁽¹⁾	Land Use ⁽²⁾	Assessment Factors		Total EBU's	Unit Cost (\$/EBU)	FY 2027 ⁽⁴⁾ Assessment	Owner Name
			Land Use ⁽²⁾	Benefit ⁽³⁾				
315 304 12 00	1.00	SFD	1.00	1.00	1.00	\$26.68	\$26.68	
315 304 13 00	1.00	SFD	1.00	1.00	1.00	\$26.68	\$26.68	
315 304 14 00	1.00	SFD	1.00	1.00	1.00	\$26.68	\$26.68	
315 304 15 00	1.00	SFD	1.00	1.00	1.00	\$26.68	\$26.68	
315 304 16 00	1.00	SFD	1.00	1.00	1.00	\$26.68	\$26.68	
315 304 17 00	1.00	SFD	1.00	1.00	1.00	\$26.68	\$26.68	
315 304 18 00	1.00	SFD	1.00	1.00	1.00	\$26.68	\$26.68	
315 304 19 00	1.00	SFD	1.00	1.00	1.00	\$26.68	\$26.68	
315 304 20 00	1.00	SFD	1.00	1.00	1.00	\$26.68	\$26.68	
315 304 21 00	1.00	SFD	1.00	1.00	1.00	\$26.68	\$26.68	
315 304 22 00	1.00	SFD	1.00	1.00	1.00	\$26.68	\$26.68	
315 304 23 00	1.00	SFD	1.00	1.00	1.00	\$26.68	\$26.68	
315 304 24 00	1.00	SFD	1.00	1.00	1.00	\$26.68	\$26.68	
315 305 01 00	1.00	SFD	1.00	1.00	1.00	\$26.68	\$26.68	
315 305 02 00	1.00	SFD	1.00	1.00	1.00	\$26.68	\$26.68	
315 305 03 00	1.00	SFD	1.00	1.00	1.00	\$26.68	\$26.68	
315 305 04 00	1.00	SFD	1.00	1.00	1.00	\$26.68	\$26.68	
315 305 05 00	1.00	SFD	1.00	1.00	1.00	\$26.68	\$26.68	
315 305 06 00	1.00	SFD	1.00	1.00	1.00	\$26.68	\$26.68	
315 305 07 00	1.00	SFD	1.00	1.00	1.00	\$26.68	\$26.68	
315 305 08 00	1.00	SFD	1.00	1.00	1.00	\$26.68	\$26.68	
315 305 09 00	1.00	SFD	1.00	1.00	1.00	\$26.68	\$26.68	
315 305 10 00	1.00	SFD	1.00	1.00	1.00	\$26.68	\$26.68	
315 305 11 00	1.00	SFD	1.00	1.00	1.00	\$26.68	\$26.68	
315 305 12 00	1.00	SFD	1.00	1.00	1.00	\$26.68	\$26.68	
315 305 13 00	1.00	SFD	1.00	1.00	1.00	\$26.68	\$26.68	
315 305 14 00	1.00	SFD	1.00	1.00	1.00	\$26.68	\$26.68	
315 305 15 00	1.00	SFD	1.00	1.00	1.00	\$26.68	\$26.68	
315 305 16 00	1.00	SFD	1.00	1.00	1.00	\$26.68	\$26.68	
315 305 17 00	1.00	SFD	1.00	1.00	1.00	\$26.68	\$26.68	
315 305 18 00	1.00	SFD	1.00	1.00	1.00	\$26.68	\$26.68	
315 305 19 00	1.00	SFD	1.00	1.00	1.00	\$26.68	\$26.68	
315 306 01 00	1.00	SFD	1.00	1.00	1.00	\$26.68	\$26.68	
315 306 02 00	1.00	SFD	1.00	1.00	1.00	\$26.68	\$26.68	
315 306 03 00	1.00	SFD	1.00	1.00	1.00	\$26.68	\$26.68	
315 306 04 00	1.00	SFD	1.00	1.00	1.00	\$26.68	\$26.68	
315 306 05 00	1.00	SFD	1.00	1.00	1.00	\$26.68	\$26.68	
315 306 06 00	1.00	SFD	1.00	1.00	1.00	\$26.68	\$26.68	
315 306 07 00	1.00	SFD	1.00	1.00	1.00	\$26.68	\$26.68	
315 306 08 00	1.00	SFD	1.00	1.00	1.00	\$26.68	\$26.68	
315 306 09 00	1.00	SFD	1.00	1.00	1.00	\$26.68	\$26.68	
315 306 10 00	1.00	SFD	1.00	1.00	1.00	\$26.68	\$26.68	
315 306 11 00	1.00	SFD	1.00	1.00	1.00	\$26.68	\$26.68	
315 306 12 00	1.00	SFD	1.00	1.00	1.00	\$26.68	\$26.68	
315 306 13 00	1.00	SFD	1.00	1.00	1.00	\$26.68	\$26.68	
315 306 14 00	1.00	SFD	1.00	1.00	1.00	\$26.68	\$26.68	
315 306 15 00	1.00	SFD	1.00	1.00	1.00	\$26.68	\$26.68	
315 306 16 00	1.00	SFD	1.00	1.00	1.00	\$26.68	\$26.68	
315 306 17 00	1.00	SFD	1.00	1.00	1.00	\$26.68	\$26.68	
315 306 18 00	1.00	SFD	1.00	1.00	1.00	\$26.68	\$26.68	
315 306 19 00	1.00	SFD	1.00	1.00	1.00	\$26.68	\$26.68	
315 306 20 00	1.00	SFD	1.00	1.00	1.00	\$26.68	\$26.68	
315 306 21 00	1.00	SFD	1.00	1.00	1.00	\$26.68	\$26.68	

EXHIBIT C - Assessment Roll (Fiscal Year 2027)

Peñasquitos East Maintenance Assessment District

Parcel Number	Acres/ Units ⁽¹⁾	Land Use ⁽²⁾	Assessment Factors		Total EBUs	Unit Cost (\$/EBU)	FY 2027 ⁽⁴⁾ Assessment	Owner Name
			Land Use ⁽²⁾	Benefit ⁽³⁾				
315 306 22 00	1.00	SFD	1.00	1.00	1.00	\$26.68	\$26.68	
315 306 23 00	1.00	SFD	1.00	1.00	1.00	\$26.68	\$26.68	
315 306 24 00	1.00	SFD	1.00	1.00	1.00	\$26.68	\$26.68	
315 307 01 00	1.00	SFD	1.00	1.00	1.00	\$26.68	\$26.68	
315 307 02 00	1.00	SFD	1.00	1.00	1.00	\$26.68	\$26.68	
315 307 03 00	1.00	SFD	1.00	1.00	1.00	\$26.68	\$26.68	
315 307 04 00	1.00	SFD	1.00	1.00	1.00	\$26.68	\$26.68	
315 307 05 00	1.00	SFD	1.00	1.00	1.00	\$26.68	\$26.68	
315 307 06 00	1.00	SFD	1.00	1.00	1.00	\$26.68	\$26.68	
315 307 07 00	1.00	SFD	1.00	1.00	1.00	\$26.68	\$26.68	
315 307 08 00	1.00	SFD	1.00	1.00	1.00	\$26.68	\$26.68	
315 307 09 00	1.00	SFD	1.00	1.00	1.00	\$26.68	\$26.68	
315 307 10 00	1.00	SFD	1.00	1.00	1.00	\$26.68	\$26.68	
315 307 11 00	1.00	SFD	1.00	1.00	1.00	\$26.68	\$26.68	
315 307 12 00	1.00	SFD	1.00	1.00	1.00	\$26.68	\$26.68	
315 307 13 00	1.00	SFD	1.00	1.00	1.00	\$26.68	\$26.68	
315 307 14 00	1.00	SFD	1.00	1.00	1.00	\$26.68	\$26.68	
315 311 03 00	1.00	SFD	1.00	1.00	1.00	\$26.68	\$26.68	
315 311 04 00	1.00	SFD	1.00	1.00	1.00	\$26.68	\$26.68	
315 311 05 00	1.00	SFD	1.00	1.00	1.00	\$26.68	\$26.68	
315 311 06 00	1.00	SFD	1.00	1.00	1.00	\$26.68	\$26.68	
315 311 07 00	1.00	SFD	1.00	1.00	1.00	\$26.68	\$26.68	
315 311 08 00	1.00	SFD	1.00	1.00	1.00	\$26.68	\$26.68	
315 311 09 00	1.00	SFD	1.00	1.00	1.00	\$26.68	\$26.68	
315 311 10 00	1.00	SFD	1.00	1.00	1.00	\$26.68	\$26.68	
315 311 11 00	1.00	SFD	1.00	1.00	1.00	\$26.68	\$26.68	
315 311 12 00	1.00	SFD	1.00	1.00	1.00	\$26.68	\$26.68	
315 311 13 00	1.00	SFD	1.00	1.00	1.00	\$26.68	\$26.68	
315 311 14 00	1.00	SFD	1.00	1.00	1.00	\$26.68	\$26.68	
315 311 15 00	1.00	SFD	1.00	1.00	1.00	\$26.68	\$26.68	
315 311 16 00	1.00	SFD	1.00	1.00	1.00	\$26.68	\$26.68	
315 311 17 00	1.00	SFD	1.00	1.00	1.00	\$26.68	\$26.68	
315 311 18 00	1.00	SFD	1.00	1.00	1.00	\$26.68	\$26.68	
315 311 19 00	1.00	SFD	1.00	1.00	1.00	\$26.68	\$26.68	
315 311 20 00	1.00	SFD	1.00	1.00	1.00	\$26.68	\$26.68	
315 311 21 00	1.00	SFD	1.00	1.00	1.00	\$26.68	\$26.68	
315 311 22 00	1.00	SFD	1.00	1.00	1.00	\$26.68	\$26.68	
315 311 23 00	1.00	SFD	1.00	1.00	1.00	\$26.68	\$26.68	
315 311 24 00	1.00	SFD	1.00	1.00	1.00	\$26.68	\$26.68	
315 311 25 00	1.00	SFD	1.00	1.00	1.00	\$26.68	\$26.68	
315 311 26 00	1.00	SFD	1.00	1.00	1.00	\$26.68	\$26.68	
315 311 27 00	1.00	SFD	1.00	1.00	1.00	\$26.68	\$26.68	
315 311 28 00	1.00	SFD	1.00	1.00	1.00	\$26.68	\$26.68	
315 311 29 00	1.00	SFD	1.00	1.00	1.00	\$26.68	\$26.68	
315 311 30 00	1.00	SFD	1.00	1.00	1.00	\$26.68	\$26.68	
315 311 31 00	1.00	SFD	1.00	1.00	1.00	\$26.68	\$26.68	
315 311 32 00	1.00	SFD	1.00	1.00	1.00	\$26.68	\$26.68	
315 311 33 00	1.00	SFD	1.00	1.00	1.00	\$26.68	\$26.68	
315 311 34 00	1.00	SFD	1.00	1.00	1.00	\$26.68	\$26.68	
315 311 35 00	1.00	SFD	1.00	1.00	1.00	\$26.68	\$26.68	
315 311 36 00	1.00	SFD	1.00	1.00	1.00	\$26.68	\$26.68	
315 311 37 00	1.00	SFD	1.00	1.00	1.00	\$26.68	\$26.68	
315 311 38 00	1.00	SFD	1.00	1.00	1.00	\$26.68	\$26.68	

EXHIBIT C - Assessment Roll (Fiscal Year 2027)

Peñasquitos East Maintenance Assessment District

Parcel Number	Acres/ Units ⁽¹⁾	Land Use ⁽²⁾	Assessment Factors		Total EBU's	Unit Cost (\$/EBU)	FY 2027 ⁽⁴⁾ Assessment	Owner Name
			Land Use ⁽²⁾	Benefit ⁽³⁾				
315 311 39 00	1.00	SFD	1.00	1.00	1.00	\$26.68	\$26.68	
315 311 40 00	1.00	SFD	1.00	1.00	1.00	\$26.68	\$26.68	
315 311 41 00	1.00	SFD	1.00	1.00	1.00	\$26.68	\$26.68	
315 311 42 00	1.00	SFD	1.00	1.00	1.00	\$26.68	\$26.68	
315 311 43 00	1.00	SFD	1.00	1.00	1.00	\$26.68	\$26.68	
315 311 44 00	1.00	SFD	1.00	1.00	1.00	\$26.68	\$26.68	
315 312 01 00	1.00	SFD	1.00	1.00	1.00	\$26.68	\$26.68	
315 312 02 00	1.00	SFD	1.00	1.00	1.00	\$26.68	\$26.68	
315 312 03 00	1.00	SFD	1.00	1.00	1.00	\$26.68	\$26.68	
315 312 04 00	1.00	SFD	1.00	1.00	1.00	\$26.68	\$26.68	
315 312 05 00	1.00	SFD	1.00	1.00	1.00	\$26.68	\$26.68	
315 312 06 00	1.00	SFD	1.00	1.00	1.00	\$26.68	\$26.68	
315 312 07 00	1.00	SFD	1.00	1.00	1.00	\$26.68	\$26.68	
315 312 08 00	1.00	SFD	1.00	1.00	1.00	\$26.68	\$26.68	
315 312 09 00	1.00	SFD	1.00	1.00	1.00	\$26.68	\$26.68	
315 312 10 00	1.00	SFD	1.00	1.00	1.00	\$26.68	\$26.68	
315 312 11 00	1.00	SFD	1.00	1.00	1.00	\$26.68	\$26.68	
315 312 12 00	1.00	SFD	1.00	1.00	1.00	\$26.68	\$26.68	
315 312 13 00	1.00	SFD	1.00	1.00	1.00	\$26.68	\$26.68	
315 312 14 00	1.00	SFD	1.00	1.00	1.00	\$26.68	\$26.68	
315 312 16 00	1.00	SFD	1.00	1.00	1.00	\$26.68	\$26.68	
315 312 17 00	1.00	SFD	1.00	1.00	1.00	\$26.68	\$26.68	
315 312 18 00	1.00	SFD	1.00	1.00	1.00	\$26.68	\$26.68	
315 312 19 00	1.00	SFD	1.00	1.00	1.00	\$26.68	\$26.68	
315 312 20 00	1.00	SFD	1.00	1.00	1.00	\$26.68	\$26.68	
315 312 22 00	1.00	SFD	1.00	1.00	1.00	\$26.68	\$26.68	
315 312 23 00	1.00	SFD	1.00	1.00	1.00	\$26.68	\$26.68	
315 312 24 00	1.00	SFD	1.00	1.00	1.00	\$26.68	\$26.68	
315 312 25 00	1.00	SFD	1.00	1.00	1.00	\$26.68	\$26.68	
315 312 26 00	1.00	SFD	1.00	1.00	1.00	\$26.68	\$26.68	
315 312 27 00	1.00	SFD	1.00	1.00	1.00	\$26.68	\$26.68	
315 312 29 00	1.00	SFD	1.00	1.00	1.00	\$26.68	\$26.68	
315 313 01 00	1.00	SFD	1.00	1.00	1.00	\$26.68	\$26.68	
315 313 02 00	1.00	SFD	1.00	1.00	1.00	\$26.68	\$26.68	
315 313 03 00	1.00	SFD	1.00	1.00	1.00	\$26.68	\$26.68	
315 313 04 00	1.00	SFD	1.00	1.00	1.00	\$26.68	\$26.68	
315 313 05 00	1.00	SFD	1.00	1.00	1.00	\$26.68	\$26.68	
315 313 06 00	1.00	SFD	1.00	1.00	1.00	\$26.68	\$26.68	
315 313 07 00	1.00	SFD	1.00	1.00	1.00	\$26.68	\$26.68	
315 313 08 00	1.00	SFD	1.00	1.00	1.00	\$26.68	\$26.68	
315 313 09 00	1.00	SFD	1.00	1.00	1.00	\$26.68	\$26.68	
315 313 10 00	1.00	SFD	1.00	1.00	1.00	\$26.68	\$26.68	
315 313 11 00	1.00	SFD	1.00	1.00	1.00	\$26.68	\$26.68	
315 313 12 00	1.00	SFD	1.00	1.00	1.00	\$26.68	\$26.68	
315 313 13 00	1.00	SFD	1.00	1.00	1.00	\$26.68	\$26.68	
315 313 14 00	1.00	SFD	1.00	1.00	1.00	\$26.68	\$26.68	
315 313 15 00	1.00	SFD	1.00	1.00	1.00	\$26.68	\$26.68	
315 313 16 00	1.00	SFD	1.00	1.00	1.00	\$26.68	\$26.68	
315 313 17 00	1.00	SFD	1.00	1.00	1.00	\$26.68	\$26.68	
315 313 18 00	1.00	SFD	1.00	1.00	1.00	\$26.68	\$26.68	
315 313 19 00	1.00	SFD	1.00	1.00	1.00	\$26.68	\$26.68	
315 313 20 00	1.00	SFD	1.00	1.00	1.00	\$26.68	\$26.68	
315 313 21 00	1.00	SFD	1.00	1.00	1.00	\$26.68	\$26.68	

EXHIBIT C - Assessment Roll (Fiscal Year 2027)

Peñasquitos East Maintenance Assessment District

Parcel Number	Acres/ Units ⁽¹⁾	Land Use ⁽²⁾	Assessment Factors		Total EBU	Unit Cost (\$/EBU)	FY 2027 ⁽⁴⁾ Assessment	Owner Name
			Land Use ⁽²⁾	Benefit ⁽³⁾				
315 313 22 00	1.00	SFD	1.00	1.00	1.00	\$26.68	\$26.68	
315 313 23 00	1.00	SFD	1.00	1.00	1.00	\$26.68	\$26.68	
315 313 24 00	1.00	SFD	1.00	1.00	1.00	\$26.68	\$26.68	
315 313 25 00	1.00	SFD	1.00	1.00	1.00	\$26.68	\$26.68	
315 313 26 00	1.00	SFD	1.00	1.00	1.00	\$26.68	\$26.68	
315 313 27 00	1.00	SFD	1.00	1.00	1.00	\$26.68	\$26.68	
315 313 28 00	1.00	SFD	1.00	1.00	1.00	\$26.68	\$26.68	
315 313 29 00	1.00	SFD	1.00	1.00	1.00	\$26.68	\$26.68	
315 313 30 00	1.00	SFD	1.00	1.00	1.00	\$26.68	\$26.68	
315 313 31 00	1.00	SFD	1.00	1.00	1.00	\$26.68	\$26.68	
315 313 32 00	1.00	SFD	1.00	1.00	1.00	\$26.68	\$26.68	
315 313 33 00	1.00	SFD	1.00	1.00	1.00	\$26.68	\$26.68	
315 313 34 00	1.00	SFD	1.00	1.00	1.00	\$26.68	\$26.68	
315 313 35 00	1.00	SFD	1.00	1.00	1.00	\$26.68	\$26.68	
315 314 01 00	1.00	SFD	1.00	1.00	1.00	\$26.68	\$26.68	
315 314 02 00	1.00	SFD	1.00	1.00	1.00	\$26.68	\$26.68	
315 314 03 00	1.00	SFD	1.00	1.00	1.00	\$26.68	\$26.68	
315 314 04 00	1.00	SFD	1.00	1.00	1.00	\$26.68	\$26.68	
315 314 05 00	1.00	SFD	1.00	1.00	1.00	\$26.68	\$26.68	
315 314 06 00	1.00	SFD	1.00	1.00	1.00	\$26.68	\$26.68	
315 314 07 00	1.00	SFD	1.00	1.00	1.00	\$26.68	\$26.68	
315 314 08 00	1.00	SFD	1.00	1.00	1.00	\$26.68	\$26.68	
315 314 09 00	1.00	SFD	1.00	1.00	1.00	\$26.68	\$26.68	
315 314 10 00	1.00	SFD	1.00	1.00	1.00	\$26.68	\$26.68	
315 314 11 00	1.00	SFD	1.00	1.00	1.00	\$26.68	\$26.68	
315 314 12 00	1.00	SFD	1.00	1.00	1.00	\$26.68	\$26.68	
315 314 13 00	1.00	SFD	1.00	1.00	1.00	\$26.68	\$26.68	
315 314 14 00	1.00	SFD	1.00	1.00	1.00	\$26.68	\$26.68	
315 314 15 00	1.00	SFD	1.00	1.00	1.00	\$26.68	\$26.68	
315 314 16 00	1.00	SFD	1.00	1.00	1.00	\$26.68	\$26.68	
315 314 17 00	1.00	SFD	1.00	1.00	1.00	\$26.68	\$26.68	
315 314 18 00	1.00	SFD	1.00	1.00	1.00	\$26.68	\$26.68	
315 314 19 00	1.00	SFD	1.00	1.00	1.00	\$26.68	\$26.68	
315 314 20 00	1.00	SFD	1.00	1.00	1.00	\$26.68	\$26.68	
315 314 21 00	1.00	SFD	1.00	1.00	1.00	\$26.68	\$26.68	
315 314 22 00	1.00	SFD	1.00	1.00	1.00	\$26.68	\$26.68	
315 314 23 00	1.00	SFD	1.00	1.00	1.00	\$26.68	\$26.68	
315 314 24 00	1.00	SFD	1.00	1.00	1.00	\$26.68	\$26.68	
315 314 25 00	1.00	SFD	1.00	1.00	1.00	\$26.68	\$26.68	
315 314 26 00	1.00	SFD	1.00	1.00	1.00	\$26.68	\$26.68	
315 314 27 00	1.00	SFD	1.00	1.00	1.00	\$26.68	\$26.68	
315 321 01 00	1.00	SFD	1.00	1.00	1.00	\$26.68	\$26.68	
315 321 02 00	1.00	SFD	1.00	1.00	1.00	\$26.68	\$26.68	
315 321 03 00	1.00	SFD	1.00	1.00	1.00	\$26.68	\$26.68	
315 321 04 00	1.00	SFD	1.00	1.00	1.00	\$26.68	\$26.68	
315 321 05 00	1.00	SFD	1.00	1.00	1.00	\$26.68	\$26.68	
315 321 06 00	1.00	SFD	1.00	1.00	1.00	\$26.68	\$26.68	
315 321 07 00	1.00	SFD	1.00	1.00	1.00	\$26.68	\$26.68	
315 321 08 00	1.00	SFD	1.00	1.00	1.00	\$26.68	\$26.68	
315 321 09 00	1.00	SFD	1.00	1.00	1.00	\$26.68	\$26.68	
315 321 10 00	1.00	SFD	1.00	1.00	1.00	\$26.68	\$26.68	
315 321 11 00	1.00	SFD	1.00	1.00	1.00	\$26.68	\$26.68	
315 321 12 00	1.00	SFD	1.00	1.00	1.00	\$26.68	\$26.68	

EXHIBIT C - Assessment Roll (Fiscal Year 2027)

Peñasquitos East Maintenance Assessment District

Parcel Number	Acres/ Units ⁽¹⁾	Land Use ⁽²⁾	Assessment Factors		Total EBU's	Unit Cost (\$/EBU)	FY 2027 ⁽⁴⁾ Assessment	Owner Name
			Land Use ⁽²⁾	Benefit ⁽³⁾				
315 321 13 00	1.00	SFD	1.00	1.00	1.00	\$26.68	\$26.68	
315 321 14 00	1.00	SFD	1.00	1.00	1.00	\$26.68	\$26.68	
315 321 15 00	1.00	SFD	1.00	1.00	1.00	\$26.68	\$26.68	
315 321 16 00	1.00	SFD	1.00	1.00	1.00	\$26.68	\$26.68	
315 321 17 00	1.00	SFD	1.00	1.00	1.00	\$26.68	\$26.68	
315 321 18 00	1.00	SFD	1.00	1.00	1.00	\$26.68	\$26.68	
315 321 19 00	1.00	SFD	1.00	1.00	1.00	\$26.68	\$26.68	
315 321 20 00	1.00	SFD	1.00	1.00	1.00	\$26.68	\$26.68	
315 321 21 00	1.00	SFD	1.00	1.00	1.00	\$26.68	\$26.68	
315 321 22 00	1.00	SFD	1.00	1.00	1.00	\$26.68	\$26.68	
315 321 23 00	1.00	SFD	1.00	1.00	1.00	\$26.68	\$26.68	
315 321 24 00	1.00	SFD	1.00	1.00	1.00	\$26.68	\$26.68	
315 321 25 00	1.00	SFD	1.00	1.00	1.00	\$26.68	\$26.68	
315 321 26 00	1.00	SFD	1.00	1.00	1.00	\$26.68	\$26.68	
315 321 27 00	1.00	SFD	1.00	1.00	1.00	\$26.68	\$26.68	
315 321 28 00	1.00	SFD	1.00	1.00	1.00	\$26.68	\$26.68	
315 321 29 00	1.00	SFD	1.00	1.00	1.00	\$26.68	\$26.68	
315 321 30 00	1.00	SFD	1.00	1.00	1.00	\$26.68	\$26.68	
315 321 31 00	1.00	SFD	1.00	1.00	1.00	\$26.68	\$26.68	
315 321 32 00	1.00	SFD	1.00	1.00	1.00	\$26.68	\$26.68	
315 321 33 00	1.00	SFD	1.00	1.00	1.00	\$26.68	\$26.68	
315 321 34 00	1.00	SFD	1.00	1.00	1.00	\$26.68	\$26.68	
315 321 35 00	1.00	SFD	1.00	1.00	1.00	\$26.68	\$26.68	
315 322 01 00	1.00	SFD	1.00	1.00	1.00	\$26.68	\$26.68	
315 322 02 00	1.00	SFD	1.00	1.00	1.00	\$26.68	\$26.68	
315 322 03 00	1.00	SFD	1.00	1.00	1.00	\$26.68	\$26.68	
315 322 04 00	1.00	SFD	1.00	1.00	1.00	\$26.68	\$26.68	
315 322 05 00	1.00	SFD	1.00	1.00	1.00	\$26.68	\$26.68	
315 322 06 00	1.00	SFD	1.00	1.00	1.00	\$26.68	\$26.68	
315 322 07 00	1.00	SFD	1.00	1.00	1.00	\$26.68	\$26.68	
315 322 08 00	1.00	SFD	1.00	1.00	1.00	\$26.68	\$26.68	
315 322 09 00	1.00	SFD	1.00	1.00	1.00	\$26.68	\$26.68	
315 322 10 00	1.00	SFD	1.00	1.00	1.00	\$26.68	\$26.68	
315 322 11 00	1.00	SFD	1.00	1.00	1.00	\$26.68	\$26.68	
315 322 12 00	1.00	SFD	1.00	1.00	1.00	\$26.68	\$26.68	
315 322 13 00	1.00	SFD	1.00	1.00	1.00	\$26.68	\$26.68	
315 322 14 00	1.00	SFD	1.00	1.00	1.00	\$26.68	\$26.68	
315 323 01 00	1.00	SFD	1.00	1.00	1.00	\$26.68	\$26.68	
315 323 02 00	1.00	SFD	1.00	1.00	1.00	\$26.68	\$26.68	
315 323 03 00	1.00	SFD	1.00	1.00	1.00	\$26.68	\$26.68	
315 323 04 00	1.00	SFD	1.00	1.00	1.00	\$26.68	\$26.68	
315 323 05 00	1.00	SFD	1.00	1.00	1.00	\$26.68	\$26.68	
315 323 06 00	1.00	SFD	1.00	1.00	1.00	\$26.68	\$26.68	
315 323 07 00	1.00	SFD	1.00	1.00	1.00	\$26.68	\$26.68	
315 323 08 00	1.00	SFD	1.00	1.00	1.00	\$26.68	\$26.68	
315 323 09 00	1.00	SFD	1.00	1.00	1.00	\$26.68	\$26.68	
315 323 10 00	1.00	SFD	1.00	1.00	1.00	\$26.68	\$26.68	
315 324 01 00	1.00	SFD	1.00	1.00	1.00	\$26.68	\$26.68	
315 324 02 00	1.00	SFD	1.00	1.00	1.00	\$26.68	\$26.68	
315 324 03 00	1.00	SFD	1.00	1.00	1.00	\$26.68	\$26.68	
315 324 04 00	1.00	SFD	1.00	1.00	1.00	\$26.68	\$26.68	
315 324 05 00	1.00	SFD	1.00	1.00	1.00	\$26.68	\$26.68	
315 324 06 00	1.00	SFD	1.00	1.00	1.00	\$26.68	\$26.68	

EXHIBIT C - Assessment Roll (Fiscal Year 2027)

Peñasquitos East Maintenance Assessment District

Parcel Number	Acres/ Units ⁽¹⁾	Land Use ⁽²⁾	Assessment Factors		Total EBU's	Unit Cost (\$/EBU)	FY 2027 ⁽⁴⁾ Assessment	Owner Name
			Land Use ⁽²⁾	Benefit ⁽³⁾				
315 324 07 00	1.00	SFD	1.00	1.00	1.00	\$26.68	\$26.68	
315 324 08 00	1.00	SFD	1.00	1.00	1.00	\$26.68	\$26.68	
315 324 09 00	1.00	SFD	1.00	1.00	1.00	\$26.68	\$26.68	
315 324 10 00	1.00	SFD	1.00	1.00	1.00	\$26.68	\$26.68	
315 324 11 00	1.00	SFD	1.00	1.00	1.00	\$26.68	\$26.68	
315 324 12 00	1.00	SFD	1.00	1.00	1.00	\$26.68	\$26.68	
315 324 13 00	1.00	SFD	1.00	1.00	1.00	\$26.68	\$26.68	
315 324 14 00	1.00	SFD	1.00	1.00	1.00	\$26.68	\$26.68	
315 324 15 00	1.00	SFD	1.00	1.00	1.00	\$26.68	\$26.68	
315 324 16 00	1.00	SFD	1.00	1.00	1.00	\$26.68	\$26.68	
315 325 01 00	1.00	SFD	1.00	1.00	1.00	\$26.68	\$26.68	
315 325 02 00	1.00	SFD	1.00	1.00	1.00	\$26.68	\$26.68	
315 325 03 00	1.00	SFD	1.00	1.00	1.00	\$26.68	\$26.68	
315 325 04 00	1.00	SFD	1.00	1.00	1.00	\$26.68	\$26.68	
315 325 05 00	1.00	SFD	1.00	1.00	1.00	\$26.68	\$26.68	
315 325 06 00	1.00	SFD	1.00	1.00	1.00	\$26.68	\$26.68	
315 325 07 00	1.00	SFD	1.00	1.00	1.00	\$26.68	\$26.68	
315 325 08 00	1.00	SFD	1.00	1.00	1.00	\$26.68	\$26.68	
315 325 09 00	1.00	SFD	1.00	1.00	1.00	\$26.68	\$26.68	
315 325 10 00	1.00	SFD	1.00	1.00	1.00	\$26.68	\$26.68	
315 325 11 00	1.00	SFD	1.00	1.00	1.00	\$26.68	\$26.68	
315 325 12 00	1.00	SFD	1.00	1.00	1.00	\$26.68	\$26.68	
315 325 13 00	1.00	SFD	1.00	1.00	1.00	\$26.68	\$26.68	
315 325 14 00	1.00	SFD	1.00	1.00	1.00	\$26.68	\$26.68	
315 325 15 00	1.00	SFD	1.00	1.00	1.00	\$26.68	\$26.68	
315 325 16 00	1.00	SFD	1.00	1.00	1.00	\$26.68	\$26.68	
315 325 17 00	1.00	SFD	1.00	1.00	1.00	\$26.68	\$26.68	
315 325 18 00	1.00	SFD	1.00	1.00	1.00	\$26.68	\$26.68	
315 325 19 00	1.00	SFD	1.00	1.00	1.00	\$26.68	\$26.68	
315 325 20 00	1.00	SFD	1.00	1.00	1.00	\$26.68	\$26.68	
315 325 21 00	1.00	SFD	1.00	1.00	1.00	\$26.68	\$26.68	
315 325 22 00	1.00	SFD	1.00	1.00	1.00	\$26.68	\$26.68	
315 325 23 00	1.00	SFD	1.00	1.00	1.00	\$26.68	\$26.68	
315 325 24 00	1.00	SFD	1.00	1.00	1.00	\$26.68	\$26.68	
315 325 25 00	1.00	SFD	1.00	1.00	1.00	\$26.68	\$26.68	
315 325 26 00	1.00	SFD	1.00	1.00	1.00	\$26.68	\$26.68	
315 325 27 00	1.00	SFD	1.00	1.00	1.00	\$26.68	\$26.68	
315 325 28 00	1.00	SFD	1.00	1.00	1.00	\$26.68	\$26.68	
315 325 29 00	1.00	SFD	1.00	1.00	1.00	\$26.68	\$26.68	
315 325 30 00	1.00	SFD	1.00	1.00	1.00	\$26.68	\$26.68	
315 325 31 00	1.00	SFD	1.00	1.00	1.00	\$26.68	\$26.68	
315 325 32 00	1.00	SFD	1.00	1.00	1.00	\$26.68	\$26.68	
315 325 33 00	1.00	SFD	1.00	1.00	1.00	\$26.68	\$26.68	
315 325 34 00	1.00	SFD	1.00	1.00	1.00	\$26.68	\$26.68	
315 325 35 00	1.00	SFD	1.00	1.00	1.00	\$26.68	\$26.68	
315 325 36 00	1.00	SFD	1.00	1.00	1.00	\$26.68	\$26.68	
315 325 37 00	1.00	SFD	1.00	1.00	1.00	\$26.68	\$26.68	
315 325 38 00	1.00	SFD	1.00	1.00	1.00	\$26.68	\$26.68	
315 325 39 00	1.00	SFD	1.00	1.00	1.00	\$26.68	\$26.68	
315 325 40 00	1.00	SFD	1.00	1.00	1.00	\$26.68	\$26.68	
315 325 41 00	1.00	SFD	1.00	1.00	1.00	\$26.68	\$26.68	
315 325 42 00	1.00	SFD	1.00	1.00	1.00	\$26.68	\$26.68	
315 325 43 00	1.00	SFD	1.00	1.00	1.00	\$26.68	\$26.68	

EXHIBIT C - Assessment Roll (Fiscal Year 2027)

Peñasquitos East Maintenance Assessment District

Parcel Number	Acres/ Units ⁽¹⁾	Land Use ⁽²⁾	Assessment Factors		Total EBUs	Unit Cost (\$/EBU)	FY 2027 ⁽⁴⁾ Assessment	Owner Name
			Land Use ⁽²⁾	Benefit ⁽³⁾				
315 325 44 00	1.00	SFD	1.00	1.00	1.00	\$26.68	\$26.68	
315 325 46 00	10.90	OSP	0.00	0.30	0.00	\$26.68	\$0.00	
315 330 01 00	1.00	SFD	1.00	1.00	1.00	\$26.68	\$26.68	
315 330 02 00	1.00	SFD	1.00	1.00	1.00	\$26.68	\$26.68	
315 330 03 00	1.00	SFD	1.00	1.00	1.00	\$26.68	\$26.68	
315 330 04 00	1.00	SFD	1.00	1.00	1.00	\$26.68	\$26.68	
315 330 05 00	1.00	SFD	1.00	1.00	1.00	\$26.68	\$26.68	
315 330 06 00	1.00	SFD	1.00	1.00	1.00	\$26.68	\$26.68	
315 330 07 00	1.00	SFD	1.00	1.00	1.00	\$26.68	\$26.68	
315 330 08 00	1.00	SFD	1.00	1.00	1.00	\$26.68	\$26.68	
315 330 09 00	1.00	SFD	1.00	1.00	1.00	\$26.68	\$26.68	
315 330 10 00	1.00	SFD	1.00	1.00	1.00	\$26.68	\$26.68	
315 330 11 00	1.00	SFD	1.00	1.00	1.00	\$26.68	\$26.68	
315 330 12 00	1.00	SFD	1.00	1.00	1.00	\$26.68	\$26.68	
315 330 13 00	1.00	SFD	1.00	1.00	1.00	\$26.68	\$26.68	
315 330 14 00	1.00	SFD	1.00	1.00	1.00	\$26.68	\$26.68	
315 330 15 00	1.00	SFD	1.00	1.00	1.00	\$26.68	\$26.68	
315 330 16 00	1.00	SFD	1.00	1.00	1.00	\$26.68	\$26.68	
315 330 17 00	1.00	SFD	1.00	1.00	1.00	\$26.68	\$26.68	
315 330 18 00	1.00	SFD	1.00	1.00	1.00	\$26.68	\$26.68	
315 330 19 00	1.00	SFD	1.00	1.00	1.00	\$26.68	\$26.68	
315 330 20 00	1.00	SFD	1.00	1.00	1.00	\$26.68	\$26.68	
315 330 21 00	1.00	SFD	1.00	1.00	1.00	\$26.68	\$26.68	
315 330 22 00	1.00	SFD	1.00	1.00	1.00	\$26.68	\$26.68	
315 330 23 00	1.00	SFD	1.00	1.00	1.00	\$26.68	\$26.68	
315 330 24 00	1.00	SFD	1.00	1.00	1.00	\$26.68	\$26.68	
315 330 25 00	1.00	SFD	1.00	1.00	1.00	\$26.68	\$26.68	
315 330 26 00	1.00	SFD	1.00	1.00	1.00	\$26.68	\$26.68	
315 330 27 00	1.00	SFD	1.00	1.00	1.00	\$26.68	\$26.68	
315 330 28 00	1.00	SFD	1.00	1.00	1.00	\$26.68	\$26.68	
315 330 29 00	1.00	SFD	1.00	1.00	1.00	\$26.68	\$26.68	
315 330 30 00	1.00	SFD	1.00	1.00	1.00	\$26.68	\$26.68	
315 330 31 00	1.00	SFD	1.00	1.00	1.00	\$26.68	\$26.68	
315 330 32 00	1.00	SFD	1.00	1.00	1.00	\$26.68	\$26.68	
315 330 33 00	1.00	SFD	1.00	1.00	1.00	\$26.68	\$26.68	
315 330 34 00	1.00	SFD	1.00	1.00	1.00	\$26.68	\$26.68	
315 330 35 00	1.00	SFD	1.00	1.00	1.00	\$26.68	\$26.68	
315 330 36 00	1.00	SFD	1.00	1.00	1.00	\$26.68	\$26.68	
315 330 37 00	1.00	SFD	1.00	1.00	1.00	\$26.68	\$26.68	
315 330 38 00	1.00	SFD	1.00	1.00	1.00	\$26.68	\$26.68	
315 330 39 00	1.00	SFD	1.00	1.00	1.00	\$26.68	\$26.68	
315 330 40 00	1.00	SFD	1.00	1.00	1.00	\$26.68	\$26.68	
315 330 41 00	1.00	SFD	1.00	1.00	1.00	\$26.68	\$26.68	
315 330 42 00	1.00	SFD	1.00	1.00	1.00	\$26.68	\$26.68	
315 330 43 00	1.00	SFD	1.00	1.00	1.00	\$26.68	\$26.68	
315 330 44 00	1.00	SFD	1.00	1.00	1.00	\$26.68	\$26.68	
315 330 45 00	1.00	SFD	1.00	1.00	1.00	\$26.68	\$26.68	
315 330 46 00	1.00	SFD	1.00	1.00	1.00	\$26.68	\$26.68	
315 330 47 00	1.00	SFD	1.00	1.00	1.00	\$26.68	\$26.68	
315 330 48 00	1.00	SFD	1.00	1.00	1.00	\$26.68	\$26.68	
315 330 49 00	6.28	OSP	0.00	0.30	0.00	\$26.68	\$0.00	
315 341 01 00	1.00	SFD	1.00	1.00	1.00	\$26.68	\$26.68	
315 341 02 00	1.00	SFD	1.00	1.00	1.00	\$26.68	\$26.68	

EXHIBIT C - Assessment Roll (Fiscal Year 2027)

Peñasquitos East Maintenance Assessment District

Parcel Number	Acres/ Units ⁽¹⁾	Land Use ⁽²⁾	Assessment Factors		Total EBU's	Unit Cost (\$/EBU)	FY 2027 ⁽⁴⁾ Assessment	Owner Name
			Land Use ⁽²⁾	Benefit ⁽³⁾				
315 341 03 00	1.00	SFD	1.00	1.00	1.00	\$26.68	\$26.68	
315 341 04 00	1.00	SFD	1.00	1.00	1.00	\$26.68	\$26.68	
315 341 05 00	1.00	SFD	1.00	1.00	1.00	\$26.68	\$26.68	
315 341 06 00	1.00	SFD	1.00	1.00	1.00	\$26.68	\$26.68	
315 341 07 00	1.00	SFD	1.00	1.00	1.00	\$26.68	\$26.68	
315 341 08 00	1.00	SFD	1.00	1.00	1.00	\$26.68	\$26.68	
315 341 09 00	1.00	SFD	1.00	1.00	1.00	\$26.68	\$26.68	
315 341 10 00	1.00	SFD	1.00	1.00	1.00	\$26.68	\$26.68	
315 341 11 00	1.00	SFD	1.00	1.00	1.00	\$26.68	\$26.68	
315 341 12 00	1.00	SFD	1.00	1.00	1.00	\$26.68	\$26.68	
315 341 13 00	1.00	SFD	1.00	1.00	1.00	\$26.68	\$26.68	
315 341 14 00	1.00	SFD	1.00	1.00	1.00	\$26.68	\$26.68	
315 341 15 00	1.00	SFD	1.00	1.00	1.00	\$26.68	\$26.68	
315 341 16 00	1.00	SFD	1.00	1.00	1.00	\$26.68	\$26.68	
315 341 17 00	1.00	SFD	1.00	1.00	1.00	\$26.68	\$26.68	
315 341 18 00	1.00	SFD	1.00	1.00	1.00	\$26.68	\$26.68	
315 341 19 00	1.00	SFD	1.00	1.00	1.00	\$26.68	\$26.68	
315 341 20 00	1.00	SFD	1.00	1.00	1.00	\$26.68	\$26.68	
315 341 21 00	1.00	SFD	1.00	1.00	1.00	\$26.68	\$26.68	
315 341 22 00	1.00	SFD	1.00	1.00	1.00	\$26.68	\$26.68	
315 341 23 00	1.00	SFD	1.00	1.00	1.00	\$26.68	\$26.68	
315 341 24 00	1.00	SFD	1.00	1.00	1.00	\$26.68	\$26.68	
315 342 01 00	1.00	SFD	1.00	1.00	1.00	\$26.68	\$26.68	
315 342 02 00	1.00	SFD	1.00	1.00	1.00	\$26.68	\$26.68	
315 342 03 00	1.00	SFD	1.00	1.00	1.00	\$26.68	\$26.68	
315 342 04 00	1.00	SFD	1.00	1.00	1.00	\$26.68	\$26.68	
315 342 05 00	1.00	SFD	1.00	1.00	1.00	\$26.68	\$26.68	
315 342 06 00	1.00	SFD	1.00	1.00	1.00	\$26.68	\$26.68	
315 342 07 00	1.00	SFD	1.00	1.00	1.00	\$26.68	\$26.68	
315 342 08 00	1.00	SFD	1.00	1.00	1.00	\$26.68	\$26.68	
315 342 09 00	1.00	SFD	1.00	1.00	1.00	\$26.68	\$26.68	
315 342 10 00	1.00	SFD	1.00	1.00	1.00	\$26.68	\$26.68	
315 342 11 00	1.00	SFD	1.00	1.00	1.00	\$26.68	\$26.68	
315 342 12 00	1.00	SFD	1.00	1.00	1.00	\$26.68	\$26.68	
315 342 13 00	1.00	SFD	1.00	1.00	1.00	\$26.68	\$26.68	
315 342 14 00	1.00	SFD	1.00	1.00	1.00	\$26.68	\$26.68	
315 342 15 00	1.00	SFD	1.00	1.00	1.00	\$26.68	\$26.68	
315 342 16 00	1.00	SFD	1.00	1.00	1.00	\$26.68	\$26.68	
315 342 17 00	1.00	SFD	1.00	1.00	1.00	\$26.68	\$26.68	
315 342 18 00	1.00	SFD	1.00	1.00	1.00	\$26.68	\$26.68	
315 342 19 00	1.00	SFD	1.00	1.00	1.00	\$26.68	\$26.68	
315 342 20 00	1.00	SFD	1.00	1.00	1.00	\$26.68	\$26.68	
315 342 21 00	1.00	SFD	1.00	1.00	1.00	\$26.68	\$26.68	
315 342 22 00	1.00	SFD	1.00	1.00	1.00	\$26.68	\$26.68	
315 343 01 00	1.00	SFD	1.00	1.00	1.00	\$26.68	\$26.68	
315 343 02 00	1.00	SFD	1.00	1.00	1.00	\$26.68	\$26.68	
315 343 03 00	1.00	SFD	1.00	1.00	1.00	\$26.68	\$26.68	
315 343 04 00	1.00	SFD	1.00	1.00	1.00	\$26.68	\$26.68	
315 343 05 00	1.00	SFD	1.00	1.00	1.00	\$26.68	\$26.68	
315 343 06 00	1.00	SFD	1.00	1.00	1.00	\$26.68	\$26.68	
315 343 07 00	1.00	SFD	1.00	1.00	1.00	\$26.68	\$26.68	
315 344 01 00	1.00	SFD	1.00	1.00	1.00	\$26.68	\$26.68	
315 344 02 00	1.00	SFD	1.00	1.00	1.00	\$26.68	\$26.68	

EXHIBIT C - Assessment Roll (Fiscal Year 2027)

Peñasquitos East Maintenance Assessment District

Parcel Number	Acres/ Units ⁽¹⁾	Land Use ⁽²⁾	Assessment Factors		Total EBUs	Unit Cost (\$/EBU)	FY 2027 ⁽⁴⁾ Assessment	Owner Name
			Land Use ⁽²⁾	Benefit ⁽³⁾				
315 344 03 00	1.00	SFD	1.00	1.00	1.00	\$26.68	\$26.68	
315 344 04 00	1.00	SFD	1.00	1.00	1.00	\$26.68	\$26.68	
315 344 05 00	1.00	SFD	1.00	1.00	1.00	\$26.68	\$26.68	
315 344 06 00	1.00	SFD	1.00	1.00	1.00	\$26.68	\$26.68	
315 344 07 00	1.00	SFD	1.00	1.00	1.00	\$26.68	\$26.68	
315 344 08 00	1.00	SFD	1.00	1.00	1.00	\$26.68	\$26.68	
315 344 09 00	1.00	SFD	1.00	1.00	1.00	\$26.68	\$26.68	
315 344 10 00	1.00	SFD	1.00	1.00	1.00	\$26.68	\$26.68	
315 344 11 00	1.00	SFD	1.00	1.00	1.00	\$26.68	\$26.68	
315 344 12 00	1.00	SFD	1.00	1.00	1.00	\$26.68	\$26.68	
315 344 13 00	1.00	SFD	1.00	1.00	1.00	\$26.68	\$26.68	
315 344 14 00	1.00	SFD	1.00	1.00	1.00	\$26.68	\$26.68	
315 344 15 00	1.00	SFD	1.00	1.00	1.00	\$26.68	\$26.68	
315 344 16 00	1.00	SFD	1.00	1.00	1.00	\$26.68	\$26.68	
315 344 17 00	1.00	SFD	1.00	1.00	1.00	\$26.68	\$26.68	
315 344 18 00	1.00	SFD	1.00	1.00	1.00	\$26.68	\$26.68	
315 345 01 00	1.00	SFD	1.00	1.00	1.00	\$26.68	\$26.68	
315 345 02 00	1.00	SFD	1.00	1.00	1.00	\$26.68	\$26.68	
315 345 03 00	1.00	SFD	1.00	1.00	1.00	\$26.68	\$26.68	
315 345 04 00	1.00	SFD	1.00	1.00	1.00	\$26.68	\$26.68	
315 345 05 00	1.00	SFD	1.00	1.00	1.00	\$26.68	\$26.68	
315 345 06 00	1.00	SFD	1.00	1.00	1.00	\$26.68	\$26.68	
315 345 07 00	1.00	SFD	1.00	1.00	1.00	\$26.68	\$26.68	
315 345 08 00	1.00	SFD	1.00	1.00	1.00	\$26.68	\$26.68	
315 345 09 00	1.00	SFD	1.00	1.00	1.00	\$26.68	\$26.68	
315 345 10 00	1.00	SFD	1.00	1.00	1.00	\$26.68	\$26.68	
315 345 11 00	1.00	SFD	1.00	1.00	1.00	\$26.68	\$26.68	
315 345 12 00	1.00	SFD	1.00	1.00	1.00	\$26.68	\$26.68	
315 345 13 00	1.00	SFD	1.00	1.00	1.00	\$26.68	\$26.68	
315 345 14 00	1.00	SFD	1.00	1.00	1.00	\$26.68	\$26.68	
315 345 15 00	1.00	SFD	1.00	1.00	1.00	\$26.68	\$26.68	
315 345 16 00	1.00	SFD	1.00	1.00	1.00	\$26.68	\$26.68	
315 345 17 00	1.00	SFD	1.00	1.00	1.00	\$26.68	\$26.68	
315 345 18 00	1.00	SFD	1.00	1.00	1.00	\$26.68	\$26.68	
315 345 19 00	1.00	SFD	1.00	1.00	1.00	\$26.68	\$26.68	
315 345 20 00	1.00	SFD	1.00	1.00	1.00	\$26.68	\$26.68	
315 346 01 00	1.00	SFD	1.00	1.00	1.00	\$26.68	\$26.68	
315 346 02 00	1.00	SFD	1.00	1.00	1.00	\$26.68	\$26.68	
315 346 03 00	1.00	SFD	1.00	1.00	1.00	\$26.68	\$26.68	
315 346 04 00	1.00	SFD	1.00	1.00	1.00	\$26.68	\$26.68	
315 346 05 00	1.00	SFD	1.00	1.00	1.00	\$26.68	\$26.68	
315 346 06 00	1.00	SFD	1.00	1.00	1.00	\$26.68	\$26.68	
315 346 07 00	1.00	SFD	1.00	1.00	1.00	\$26.68	\$26.68	
315 346 08 00	1.00	SFD	1.00	1.00	1.00	\$26.68	\$26.68	
315 346 09 00	1.00	SFD	1.00	1.00	1.00	\$26.68	\$26.68	
315 346 10 00	1.00	SFD	1.00	1.00	1.00	\$26.68	\$26.68	
315 346 11 00	1.00	SFD	1.00	1.00	1.00	\$26.68	\$26.68	
315 346 12 00	1.00	SFD	1.00	1.00	1.00	\$26.68	\$26.68	
315 346 13 00	1.00	SFD	1.00	1.00	1.00	\$26.68	\$26.68	
315 347 01 00	1.00	SFD	1.00	1.00	1.00	\$26.68	\$26.68	
315 347 02 00	1.00	SFD	1.00	1.00	1.00	\$26.68	\$26.68	
315 347 03 00	1.00	SFD	1.00	1.00	1.00	\$26.68	\$26.68	
315 347 04 00	1.00	SFD	1.00	1.00	1.00	\$26.68	\$26.68	

EXHIBIT C - Assessment Roll (Fiscal Year 2027)

Peñasquitos East Maintenance Assessment District

Parcel Number	Acres/ Units ⁽¹⁾	Land Use ⁽²⁾	Assessment Factors		Total EBU's	Unit Cost (\$/EBU)	FY 2027 ⁽⁴⁾ Assessment	Owner Name
			Land Use ⁽²⁾	Benefit ⁽³⁾				
315 347 05 00	1.00	SFD	1.00	1.00	1.00	\$26.68	\$26.68	
315 347 06 00	1.00	SFD	1.00	1.00	1.00	\$26.68	\$26.68	
315 347 07 00	1.00	SFD	1.00	1.00	1.00	\$26.68	\$26.68	
315 347 08 00	1.00	SFD	1.00	1.00	1.00	\$26.68	\$26.68	
315 347 09 00	1.00	SFD	1.00	1.00	1.00	\$26.68	\$26.68	
315 347 10 00	1.00	SFD	1.00	1.00	1.00	\$26.68	\$26.68	
315 347 11 00	1.00	SFD	1.00	1.00	1.00	\$26.68	\$26.68	
315 351 01 00	1.00	SFD	1.00	1.00	1.00	\$26.68	\$26.68	
315 351 02 00	1.00	SFD	1.00	1.00	1.00	\$26.68	\$26.68	
315 351 03 00	1.00	SFD	1.00	1.00	1.00	\$26.68	\$26.68	
315 351 04 00	1.00	SFD	1.00	1.00	1.00	\$26.68	\$26.68	
315 351 05 00	1.00	SFD	1.00	1.00	1.00	\$26.68	\$26.68	
315 351 06 00	1.00	SFD	1.00	1.00	1.00	\$26.68	\$26.68	
315 351 07 00	1.00	SFD	1.00	1.00	1.00	\$26.68	\$26.68	
315 351 08 00	1.00	SFD	1.00	1.00	1.00	\$26.68	\$26.68	
315 351 09 00	1.00	SFD	1.00	1.00	1.00	\$26.68	\$26.68	
315 351 10 00	1.00	SFD	1.00	1.00	1.00	\$26.68	\$26.68	
315 351 11 00	1.00	SFD	1.00	1.00	1.00	\$26.68	\$26.68	
315 351 12 00	1.00	SFD	1.00	1.00	1.00	\$26.68	\$26.68	
315 351 13 00	1.00	SFD	1.00	1.00	1.00	\$26.68	\$26.68	
315 351 14 00	1.00	SFD	1.00	1.00	1.00	\$26.68	\$26.68	
315 351 15 00	1.00	SFD	1.00	1.00	1.00	\$26.68	\$26.68	
315 351 16 00	1.00	SFD	1.00	1.00	1.00	\$26.68	\$26.68	
315 351 17 00	1.00	SFD	1.00	1.00	1.00	\$26.68	\$26.68	
315 351 18 00	1.00	SFD	1.00	1.00	1.00	\$26.68	\$26.68	
315 351 19 00	1.00	SFD	1.00	1.00	1.00	\$26.68	\$26.68	
315 351 20 00	1.00	SFD	1.00	1.00	1.00	\$26.68	\$26.68	
315 351 21 00	1.00	SFD	1.00	1.00	1.00	\$26.68	\$26.68	
315 351 22 00	1.00	SFD	1.00	1.00	1.00	\$26.68	\$26.68	
315 351 23 00	1.00	SFD	1.00	1.00	1.00	\$26.68	\$26.68	
315 351 24 00	1.00	SFD	1.00	1.00	1.00	\$26.68	\$26.68	
315 351 25 00	1.00	SFD	1.00	1.00	1.00	\$26.68	\$26.68	
315 351 26 00	1.00	SFD	1.00	1.00	1.00	\$26.68	\$26.68	
315 351 27 00	1.00	SFD	1.00	1.00	1.00	\$26.68	\$26.68	
315 351 28 00	1.00	SFD	1.00	1.00	1.00	\$26.68	\$26.68	
315 352 01 00	1.00	SFD	1.00	1.00	1.00	\$26.68	\$26.68	
315 352 02 00	1.00	SFD	1.00	1.00	1.00	\$26.68	\$26.68	
315 352 03 00	1.00	SFD	1.00	1.00	1.00	\$26.68	\$26.68	
315 352 04 00	1.00	SFD	1.00	1.00	1.00	\$26.68	\$26.68	
315 352 05 00	1.00	SFD	1.00	1.00	1.00	\$26.68	\$26.68	
315 352 06 00	1.00	SFD	1.00	1.00	1.00	\$26.68	\$26.68	
315 352 07 00	1.00	SFD	1.00	1.00	1.00	\$26.68	\$26.68	
315 352 08 00	1.00	SFD	1.00	1.00	1.00	\$26.68	\$26.68	
315 352 09 00	1.00	SFD	1.00	1.00	1.00	\$26.68	\$26.68	
315 352 10 00	1.00	SFD	1.00	1.00	1.00	\$26.68	\$26.68	
315 352 11 00	1.00	SFD	1.00	1.00	1.00	\$26.68	\$26.68	
315 352 12 00	1.00	SFD	1.00	1.00	1.00	\$26.68	\$26.68	
315 352 13 00	1.00	SFD	1.00	1.00	1.00	\$26.68	\$26.68	
315 352 14 00	1.00	SFD	1.00	1.00	1.00	\$26.68	\$26.68	
315 352 15 00	1.00	SFD	1.00	1.00	1.00	\$26.68	\$26.68	
315 352 16 00	1.00	SFD	1.00	1.00	1.00	\$26.68	\$26.68	
315 352 17 00	1.00	SFD	1.00	1.00	1.00	\$26.68	\$26.68	
315 352 18 00	1.00	SFD	1.00	1.00	1.00	\$26.68	\$26.68	

EXHIBIT C - Assessment Roll (Fiscal Year 2027)

Peñasquitos East Maintenance Assessment District

Parcel Number	Acres/ Units ⁽¹⁾	Land Use ⁽²⁾	Assessment Factors		Total EBU's	Unit Cost (\$/EBU)	FY 2027 ⁽⁴⁾ Assessment	Owner Name
			Land Use ⁽²⁾	Benefit ⁽³⁾				
315 352 19 00	1.00	SFD	1.00	1.00	1.00	\$26.68	\$26.68	
315 352 20 00	1.00	SFD	1.00	1.00	1.00	\$26.68	\$26.68	
315 352 21 00	1.00	SFD	1.00	1.00	1.00	\$26.68	\$26.68	
315 352 22 00	1.00	SFD	1.00	1.00	1.00	\$26.68	\$26.68	
315 352 23 00	1.00	SFD	1.00	1.00	1.00	\$26.68	\$26.68	
315 352 24 00	1.00	SFD	1.00	1.00	1.00	\$26.68	\$26.68	
315 352 25 00	1.00	SFD	1.00	1.00	1.00	\$26.68	\$26.68	
315 352 26 00	1.00	SFD	1.00	1.00	1.00	\$26.68	\$26.68	
315 352 27 00	1.00	SFD	1.00	1.00	1.00	\$26.68	\$26.68	
315 352 28 00	1.00	SFD	1.00	1.00	1.00	\$26.68	\$26.68	
315 352 29 00	1.00	SFD	1.00	1.00	1.00	\$26.68	\$26.68	
315 353 01 00	1.00	SFD	1.00	1.00	1.00	\$26.68	\$26.68	
315 353 02 00	1.00	SFD	1.00	1.00	1.00	\$26.68	\$26.68	
315 353 03 00	1.00	SFD	1.00	1.00	1.00	\$26.68	\$26.68	
315 353 04 00	1.00	SFD	1.00	1.00	1.00	\$26.68	\$26.68	
315 353 05 00	1.00	SFD	1.00	1.00	1.00	\$26.68	\$26.68	
315 353 06 00	1.00	SFD	1.00	1.00	1.00	\$26.68	\$26.68	
315 353 07 00	1.00	SFD	1.00	1.00	1.00	\$26.68	\$26.68	
315 353 08 00	1.00	SFD	1.00	1.00	1.00	\$26.68	\$26.68	
315 353 09 00	1.00	SFD	1.00	1.00	1.00	\$26.68	\$26.68	
315 353 10 00	1.00	SFD	1.00	1.00	1.00	\$26.68	\$26.68	
315 353 11 00	1.00	SFD	1.00	1.00	1.00	\$26.68	\$26.68	
315 353 12 00	1.00	SFD	1.00	1.00	1.00	\$26.68	\$26.68	
315 353 13 00	1.00	SFD	1.00	1.00	1.00	\$26.68	\$26.68	
315 353 14 00	1.00	SFD	1.00	1.00	1.00	\$26.68	\$26.68	
315 353 15 00	1.00	SFD	1.00	1.00	1.00	\$26.68	\$26.68	
315 353 16 00	1.00	SFD	1.00	1.00	1.00	\$26.68	\$26.68	
315 353 17 00	1.00	SFD	1.00	1.00	1.00	\$26.68	\$26.68	
315 353 18 00	1.00	SFD	1.00	1.00	1.00	\$26.68	\$26.68	
315 354 01 00	1.00	SFD	1.00	1.00	1.00	\$26.68	\$26.68	
315 354 02 00	1.00	SFD	1.00	1.00	1.00	\$26.68	\$26.68	
315 354 03 00	1.00	SFD	1.00	1.00	1.00	\$26.68	\$26.68	
315 354 04 00	1.00	SFD	1.00	1.00	1.00	\$26.68	\$26.68	
315 354 05 00	1.00	SFD	1.00	1.00	1.00	\$26.68	\$26.68	
315 354 06 00	1.00	SFD	1.00	1.00	1.00	\$26.68	\$26.68	
315 354 07 00	1.00	SFD	1.00	1.00	1.00	\$26.68	\$26.68	
315 354 08 00	1.00	SFD	1.00	1.00	1.00	\$26.68	\$26.68	
315 354 09 00	1.00	SFD	1.00	1.00	1.00	\$26.68	\$26.68	
315 354 10 00	1.00	SFD	1.00	1.00	1.00	\$26.68	\$26.68	
315 354 11 00	1.00	SFD	1.00	1.00	1.00	\$26.68	\$26.68	
315 354 12 00	1.00	SFD	1.00	1.00	1.00	\$26.68	\$26.68	
315 354 13 00	1.00	SFD	1.00	1.00	1.00	\$26.68	\$26.68	
315 354 14 00	1.00	SFD	1.00	1.00	1.00	\$26.68	\$26.68	
315 354 15 00	1.00	SFD	1.00	1.00	1.00	\$26.68	\$26.68	
315 354 16 00	1.00	SFD	1.00	1.00	1.00	\$26.68	\$26.68	
315 354 17 00	1.00	SFD	1.00	1.00	1.00	\$26.68	\$26.68	
315 354 18 00	1.00	SFD	1.00	1.00	1.00	\$26.68	\$26.68	
315 354 19 00	1.00	SFD	1.00	1.00	1.00	\$26.68	\$26.68	
315 354 20 00	1.00	SFD	1.00	1.00	1.00	\$26.68	\$26.68	
315 354 21 00	1.00	SFD	1.00	1.00	1.00	\$26.68	\$26.68	
315 361 01 00	1.00	SFD	1.00	1.00	1.00	\$26.68	\$26.68	
315 361 02 00	1.00	SFD	1.00	1.00	1.00	\$26.68	\$26.68	
315 361 03 00	1.00	SFD	1.00	1.00	1.00	\$26.68	\$26.68	

EXHIBIT C - Assessment Roll (Fiscal Year 2027)

Peñasquitos East Maintenance Assessment District

Parcel Number	Acres/ Units ⁽¹⁾	Land Use ⁽²⁾	Assessment Factors		Total EBU's	Unit Cost (\$/EBU)	FY 2027 ⁽⁴⁾ Assessment	Owner Name
			Land Use ⁽²⁾	Benefit ⁽³⁾				
315 361 04 00	1.00	SFD	1.00	1.00	1.00	\$26.68	\$26.68	
315 361 05 00	1.00	SFD	1.00	1.00	1.00	\$26.68	\$26.68	
315 361 06 00	1.00	SFD	1.00	1.00	1.00	\$26.68	\$26.68	
315 361 07 00	1.00	SFD	1.00	1.00	1.00	\$26.68	\$26.68	
315 361 08 00	1.00	SFD	1.00	1.00	1.00	\$26.68	\$26.68	
315 361 09 00	1.00	SFD	1.00	1.00	1.00	\$26.68	\$26.68	
315 361 10 00	1.00	SFD	1.00	1.00	1.00	\$26.68	\$26.68	
315 361 11 00	1.00	SFD	1.00	1.00	1.00	\$26.68	\$26.68	
315 361 12 00	1.00	SFD	1.00	1.00	1.00	\$26.68	\$26.68	
315 361 13 00	1.00	SFD	1.00	1.00	1.00	\$26.68	\$26.68	
315 361 14 00	1.00	SFD	1.00	1.00	1.00	\$26.68	\$26.68	
315 362 01 00	1.00	SFD	1.00	1.00	1.00	\$26.68	\$26.68	
315 362 02 00	1.00	SFD	1.00	1.00	1.00	\$26.68	\$26.68	
315 362 03 00	1.00	SFD	1.00	1.00	1.00	\$26.68	\$26.68	
315 362 04 00	1.00	SFD	1.00	1.00	1.00	\$26.68	\$26.68	
315 362 05 00	1.00	SFD	1.00	1.00	1.00	\$26.68	\$26.68	
315 362 06 00	1.00	SFD	1.00	1.00	1.00	\$26.68	\$26.68	
315 362 07 00	1.00	SFD	1.00	1.00	1.00	\$26.68	\$26.68	
315 362 08 00	1.00	SFD	1.00	1.00	1.00	\$26.68	\$26.68	
315 362 09 00	1.00	SFD	1.00	1.00	1.00	\$26.68	\$26.68	
315 362 10 00	1.00	SFD	1.00	1.00	1.00	\$26.68	\$26.68	
315 362 11 00	1.00	SFD	1.00	1.00	1.00	\$26.68	\$26.68	
315 362 12 00	1.00	SFD	1.00	1.00	1.00	\$26.68	\$26.68	
315 362 13 00	1.00	SFD	1.00	1.00	1.00	\$26.68	\$26.68	
315 362 14 00	1.00	SFD	1.00	1.00	1.00	\$26.68	\$26.68	
315 362 15 00	1.00	SFD	1.00	1.00	1.00	\$26.68	\$26.68	
315 362 16 00	1.00	SFD	1.00	1.00	1.00	\$26.68	\$26.68	
315 362 17 00	1.00	SFD	1.00	1.00	1.00	\$26.68	\$26.68	
315 362 18 00	1.00	SFD	1.00	1.00	1.00	\$26.68	\$26.68	
315 362 19 00	1.00	SFD	1.00	1.00	1.00	\$26.68	\$26.68	
315 362 20 00	1.00	SFD	1.00	1.00	1.00	\$26.68	\$26.68	
315 362 21 00	1.00	SFD	1.00	1.00	1.00	\$26.68	\$26.68	
315 362 22 00	1.00	SFD	1.00	1.00	1.00	\$26.68	\$26.68	
315 363 01 00	1.00	SFD	1.00	1.00	1.00	\$26.68	\$26.68	
315 363 02 00	1.00	SFD	1.00	1.00	1.00	\$26.68	\$26.68	
315 363 03 00	1.00	SFD	1.00	1.00	1.00	\$26.68	\$26.68	
315 363 04 00	1.00	SFD	1.00	1.00	1.00	\$26.68	\$26.68	
315 363 05 00	1.00	SFD	1.00	1.00	1.00	\$26.68	\$26.68	
315 363 06 00	1.00	SFD	1.00	1.00	1.00	\$26.68	\$26.68	
315 363 07 00	1.00	SFD	1.00	1.00	1.00	\$26.68	\$26.68	
315 363 08 00	1.00	SFD	1.00	1.00	1.00	\$26.68	\$26.68	
315 363 09 00	1.00	SFD	1.00	1.00	1.00	\$26.68	\$26.68	
315 363 10 00	1.00	SFD	1.00	1.00	1.00	\$26.68	\$26.68	
315 363 11 00	1.00	SFD	1.00	1.00	1.00	\$26.68	\$26.68	
315 363 12 00	1.00	SFD	1.00	1.00	1.00	\$26.68	\$26.68	
315 363 13 00	1.00	SFD	1.00	1.00	1.00	\$26.68	\$26.68	
315 363 14 00	1.00	SFD	1.00	1.00	1.00	\$26.68	\$26.68	
315 363 15 00	1.00	SFD	1.00	1.00	1.00	\$26.68	\$26.68	
315 363 16 00	1.00	SFD	1.00	1.00	1.00	\$26.68	\$26.68	
315 363 17 00	1.00	SFD	1.00	1.00	1.00	\$26.68	\$26.68	
315 363 18 00	1.00	SFD	1.00	1.00	1.00	\$26.68	\$26.68	
315 363 19 00	1.00	SFD	1.00	1.00	1.00	\$26.68	\$26.68	
315 363 20 00	1.00	SFD	1.00	1.00	1.00	\$26.68	\$26.68	

EXHIBIT C - Assessment Roll (Fiscal Year 2027)

Peñasquitos East Maintenance Assessment District

Parcel Number	Acres/ Units ⁽¹⁾	Land Use ⁽²⁾	Assessment Factors		Total EBU	Unit Cost (\$/EBU)	FY 2027 ⁽⁴⁾ Assessment	Owner Name
			Land Use ⁽²⁾	Benefit ⁽³⁾				
315 363 21 00	1.00	SFD	1.00	1.00	1.00	\$26.68	\$26.68	
315 363 22 00	1.00	SFD	1.00	1.00	1.00	\$26.68	\$26.68	
315 363 23 00	1.00	SFD	1.00	1.00	1.00	\$26.68	\$26.68	
315 363 24 00	1.00	SFD	1.00	1.00	1.00	\$26.68	\$26.68	
315 363 25 00	1.00	SFD	1.00	1.00	1.00	\$26.68	\$26.68	
315 363 26 00	1.00	SFD	1.00	1.00	1.00	\$26.68	\$26.68	
315 363 27 00	1.00	SFD	1.00	1.00	1.00	\$26.68	\$26.68	
315 363 28 00	1.00	SFD	1.00	1.00	1.00	\$26.68	\$26.68	
315 363 29 00	1.00	SFD	1.00	1.00	1.00	\$26.68	\$26.68	
315 364 01 00	1.00	SFD	1.00	1.00	1.00	\$26.68	\$26.68	
315 364 02 00	1.00	SFD	1.00	1.00	1.00	\$26.68	\$26.68	
315 364 03 00	1.00	SFD	1.00	1.00	1.00	\$26.68	\$26.68	
315 364 04 00	1.00	SFD	1.00	1.00	1.00	\$26.68	\$26.68	
315 364 05 00	1.00	SFD	1.00	1.00	1.00	\$26.68	\$26.68	
315 364 06 00	1.00	SFD	1.00	1.00	1.00	\$26.68	\$26.68	
315 364 07 00	1.00	SFD	1.00	1.00	1.00	\$26.68	\$26.68	
315 364 08 00	1.00	SFD	1.00	1.00	1.00	\$26.68	\$26.68	
315 364 09 00	1.00	SFD	1.00	1.00	1.00	\$26.68	\$26.68	
315 364 10 00	1.00	SFD	1.00	1.00	1.00	\$26.68	\$26.68	
315 364 11 00	1.00	SFD	1.00	1.00	1.00	\$26.68	\$26.68	
315 364 12 00	1.00	SFD	1.00	1.00	1.00	\$26.68	\$26.68	
315 364 13 00	1.00	SFD	1.00	1.00	1.00	\$26.68	\$26.68	
315 364 14 00	1.00	SFD	1.00	1.00	1.00	\$26.68	\$26.68	
315 364 15 00	1.00	SFD	1.00	1.00	1.00	\$26.68	\$26.68	
315 364 16 00	1.00	SFD	1.00	1.00	1.00	\$26.68	\$26.68	
315 364 17 00	1.00	SFD	1.00	1.00	1.00	\$26.68	\$26.68	
315 364 18 00	1.00	SFD	1.00	1.00	1.00	\$26.68	\$26.68	
315 364 19 00	1.00	SFD	1.00	1.00	1.00	\$26.68	\$26.68	
315 364 20 00	1.00	SFD	1.00	1.00	1.00	\$26.68	\$26.68	
315 364 21 00	1.00	SFD	1.00	1.00	1.00	\$26.68	\$26.68	
315 364 22 00	1.00	SFD	1.00	1.00	1.00	\$26.68	\$26.68	
315 364 23 00	1.00	SFD	1.00	1.00	1.00	\$26.68	\$26.68	
315 364 24 00	1.00	SFD	1.00	1.00	1.00	\$26.68	\$26.68	
315 364 25 00	1.00	SFD	1.00	1.00	1.00	\$26.68	\$26.68	
315 364 26 00	1.00	SFD	1.00	1.00	1.00	\$26.68	\$26.68	
315 364 27 00	1.00	SFD	1.00	1.00	1.00	\$26.68	\$26.68	
315 364 28 00	1.00	SFD	1.00	1.00	1.00	\$26.68	\$26.68	
315 364 29 00	1.00	SFD	1.00	1.00	1.00	\$26.68	\$26.68	
315 364 30 00	1.00	SFD	1.00	1.00	1.00	\$26.68	\$26.68	
315 365 01 00	1.00	SFD	1.00	1.00	1.00	\$26.68	\$26.68	
315 365 02 00	1.00	SFD	1.00	1.00	1.00	\$26.68	\$26.68	
315 365 03 00	1.00	SFD	1.00	1.00	1.00	\$26.68	\$26.68	
315 365 04 00	1.00	SFD	1.00	1.00	1.00	\$26.68	\$26.68	
315 365 05 00	1.00	SFD	1.00	1.00	1.00	\$26.68	\$26.68	
315 365 06 00	1.00	SFD	1.00	1.00	1.00	\$26.68	\$26.68	
315 365 07 00	1.00	SFD	1.00	1.00	1.00	\$26.68	\$26.68	
315 365 08 00	1.00	SFD	1.00	1.00	1.00	\$26.68	\$26.68	
315 365 09 00	1.00	SFD	1.00	1.00	1.00	\$26.68	\$26.68	
315 365 10 00	1.00	SFD	1.00	1.00	1.00	\$26.68	\$26.68	
315 365 11 00	1.00	SFD	1.00	1.00	1.00	\$26.68	\$26.68	
315 365 12 00	1.00	SFD	1.00	1.00	1.00	\$26.68	\$26.68	
315 365 13 00	1.00	SFD	1.00	1.00	1.00	\$26.68	\$26.68	
315 365 14 00	1.00	SFD	1.00	1.00	1.00	\$26.68	\$26.68	

EXHIBIT C - Assessment Roll (Fiscal Year 2027)

Peñasquitos East Maintenance Assessment District

Parcel Number	Acres/ Units ⁽¹⁾	Land Use ⁽²⁾	Assessment Factors		Total EBU	Unit Cost (\$/EBU)	FY 2027 ⁽⁴⁾ Assessment	Owner Name
			Land Use ⁽²⁾	Benefit ⁽³⁾				
315 366 01 00	1.00	SFD	1.00	1.00	1.00	\$26.68	\$26.68	
315 366 02 00	1.00	SFD	1.00	1.00	1.00	\$26.68	\$26.68	
315 366 03 00	1.00	SFD	1.00	1.00	1.00	\$26.68	\$26.68	
315 366 04 00	1.00	SFD	1.00	1.00	1.00	\$26.68	\$26.68	
315 366 05 00	1.00	SFD	1.00	1.00	1.00	\$26.68	\$26.68	
315 366 06 00	1.00	SFD	1.00	1.00	1.00	\$26.68	\$26.68	
315 366 07 00	1.00	SFD	1.00	1.00	1.00	\$26.68	\$26.68	
315 366 08 00	1.00	SFD	1.00	1.00	1.00	\$26.68	\$26.68	
315 366 09 00	1.00	SFD	1.00	1.00	1.00	\$26.68	\$26.68	
315 366 10 00	1.00	SFD	1.00	1.00	1.00	\$26.68	\$26.68	
315 366 11 00	1.00	SFD	1.00	1.00	1.00	\$26.68	\$26.68	
315 366 12 00	1.00	SFD	1.00	1.00	1.00	\$26.68	\$26.68	
315 366 13 00	1.00	SFD	1.00	1.00	1.00	\$26.68	\$26.68	
315 366 14 00	1.00	SFD	1.00	1.00	1.00	\$26.68	\$26.68	
315 366 15 00	1.00	SFD	1.00	1.00	1.00	\$26.68	\$26.68	
315 366 16 00	1.00	SFD	1.00	1.00	1.00	\$26.68	\$26.68	
315 366 17 00	1.00	SFD	1.00	1.00	1.00	\$26.68	\$26.68	
315 366 18 00	1.00	SFD	1.00	1.00	1.00	\$26.68	\$26.68	
315 366 19 00	1.00	SFD	1.00	1.00	1.00	\$26.68	\$26.68	
315 366 20 00	1.00	SFD	1.00	1.00	1.00	\$26.68	\$26.68	
315 366 21 00	1.00	SFD	1.00	1.00	1.00	\$26.68	\$26.68	
315 366 22 00	1.00	SFD	1.00	1.00	1.00	\$26.68	\$26.68	
315 366 23 00	1.00	SFD	1.00	1.00	1.00	\$26.68	\$26.68	
315 366 24 00	1.00	SFD	1.00	1.00	1.00	\$26.68	\$26.68	
315 366 25 00	1.00	SFD	1.00	1.00	1.00	\$26.68	\$26.68	
315 366 26 00	1.00	SFD	1.00	1.00	1.00	\$26.68	\$26.68	
315 366 27 00	1.00	SFD	1.00	1.00	1.00	\$26.68	\$26.68	
315 366 28 00	1.00	SFD	1.00	1.00	1.00	\$26.68	\$26.68	
315 366 29 00	1.00	SFD	1.00	1.00	1.00	\$26.68	\$26.68	
315 367 01 00	1.00	SFD	1.00	1.00	1.00	\$26.68	\$26.68	
315 367 02 00	1.00	SFD	1.00	1.00	1.00	\$26.68	\$26.68	
315 367 03 00	1.00	SFD	1.00	1.00	1.00	\$26.68	\$26.68	
315 367 04 00	1.00	SFD	1.00	1.00	1.00	\$26.68	\$26.68	
315 367 05 00	1.00	SFD	1.00	1.00	1.00	\$26.68	\$26.68	
315 367 06 00	1.00	SFD	1.00	1.00	1.00	\$26.68	\$26.68	
315 367 07 00	1.00	SFD	1.00	1.00	1.00	\$26.68	\$26.68	
315 367 08 00	1.00	SFD	1.00	1.00	1.00	\$26.68	\$26.68	
315 367 09 00	1.00	SFD	1.00	1.00	1.00	\$26.68	\$26.68	
315 367 10 00	1.00	SFD	1.00	1.00	1.00	\$26.68	\$26.68	
315 367 11 00	1.00	SFD	1.00	1.00	1.00	\$26.68	\$26.68	
315 367 12 00	1.00	SFD	1.00	1.00	1.00	\$26.68	\$26.68	
315 367 13 00	1.00	SFD	1.00	1.00	1.00	\$26.68	\$26.68	
315 367 14 00	1.00	SFD	1.00	1.00	1.00	\$26.68	\$26.68	
315 367 15 00	1.00	SFD	1.00	1.00	1.00	\$26.68	\$26.68	
315 367 16 00	1.00	SFD	1.00	1.00	1.00	\$26.68	\$26.68	
315 367 17 00	1.00	SFD	1.00	1.00	1.00	\$26.68	\$26.68	
315 367 18 00	1.00	SFD	1.00	1.00	1.00	\$26.68	\$26.68	
315 367 19 00	1.00	SFD	1.00	1.00	1.00	\$26.68	\$26.68	
315 367 20 00	1.00	SFD	1.00	1.00	1.00	\$26.68	\$26.68	
315 367 21 00	1.00	SFD	1.00	1.00	1.00	\$26.68	\$26.68	
315 367 22 00	1.00	SFD	1.00	1.00	1.00	\$26.68	\$26.68	
315 367 23 00	1.00	SFD	1.00	1.00	1.00	\$26.68	\$26.68	
315 367 24 00	1.00	SFD	1.00	1.00	1.00	\$26.68	\$26.68	

EXHIBIT C - Assessment Roll (Fiscal Year 2027)

Peñasquitos East Maintenance Assessment District

Parcel Number	Acres/ Units ⁽¹⁾	Land Use ⁽²⁾	Assessment Factors		Total EBU	Unit Cost (\$/EBU)	FY 2027 ⁽⁴⁾ Assessment	Owner Name
			Land Use ⁽²⁾	Benefit ⁽³⁾				
315 367 25 00	1.00	SFD	1.00	1.00	1.00	\$26.68	\$26.68	
315 367 26 00	1.00	SFD	1.00	1.00	1.00	\$26.68	\$26.68	
315 367 27 00	1.00	SFD	1.00	1.00	1.00	\$26.68	\$26.68	
315 367 28 00	1.00	SFD	1.00	1.00	1.00	\$26.68	\$26.68	
315 367 29 00	1.00	SFD	1.00	1.00	1.00	\$26.68	\$26.68	
315 367 30 00	1.00	SFD	1.00	1.00	1.00	\$26.68	\$26.68	
315 367 31 00	1.00	SFD	1.00	1.00	1.00	\$26.68	\$26.68	
315 368 01 00	1.00	SFD	1.00	1.00	1.00	\$26.68	\$26.68	
315 368 02 00	1.00	SFD	1.00	1.00	1.00	\$26.68	\$26.68	
315 368 03 00	1.00	SFD	1.00	1.00	1.00	\$26.68	\$26.68	
315 368 04 00	1.00	SFD	1.00	1.00	1.00	\$26.68	\$26.68	
315 368 05 00	1.00	SFD	1.00	1.00	1.00	\$26.68	\$26.68	
315 368 06 00	1.00	SFD	1.00	1.00	1.00	\$26.68	\$26.68	
315 368 07 00	1.00	SFD	1.00	1.00	1.00	\$26.68	\$26.68	
315 368 08 00	1.00	SFD	1.00	1.00	1.00	\$26.68	\$26.68	
315 368 09 00	1.00	SFD	1.00	1.00	1.00	\$26.68	\$26.68	
315 368 10 00	1.00	SFD	1.00	1.00	1.00	\$26.68	\$26.68	
315 368 11 00	1.00	SFD	1.00	1.00	1.00	\$26.68	\$26.68	
315 368 12 00	1.00	SFD	1.00	1.00	1.00	\$26.68	\$26.68	
315 368 13 00	1.00	SFD	1.00	1.00	1.00	\$26.68	\$26.68	
315 368 14 00	1.00	SFD	1.00	1.00	1.00	\$26.68	\$26.68	
315 368 15 00	1.00	SFD	1.00	1.00	1.00	\$26.68	\$26.68	
315 368 16 00	1.00	SFD	1.00	1.00	1.00	\$26.68	\$26.68	
315 368 17 00	1.00	SFD	1.00	1.00	1.00	\$26.68	\$26.68	
315 368 18 00	1.00	SFD	1.00	1.00	1.00	\$26.68	\$26.68	
315 368 19 00	1.00	SFD	1.00	1.00	1.00	\$26.68	\$26.68	
315 368 20 00	1.00	SFD	1.00	1.00	1.00	\$26.68	\$26.68	
315 368 21 00	1.00	SFD	1.00	1.00	1.00	\$26.68	\$26.68	
315 368 22 00	1.00	SFD	1.00	1.00	1.00	\$26.68	\$26.68	
315 368 23 00	1.00	SFD	1.00	1.00	1.00	\$26.68	\$26.68	
315 368 24 00	1.00	SFD	1.00	1.00	1.00	\$26.68	\$26.68	
315 368 25 00	1.00	SFD	1.00	1.00	1.00	\$26.68	\$26.68	
315 368 26 00	1.00	SFD	1.00	1.00	1.00	\$26.68	\$26.68	
315 371 01 00	1.00	SFD	1.00	1.00	1.00	\$26.68	\$26.68	
315 371 02 00	1.00	SFD	1.00	1.00	1.00	\$26.68	\$26.68	
315 371 03 00	1.00	SFD	1.00	1.00	1.00	\$26.68	\$26.68	
315 371 04 00	1.00	SFD	1.00	1.00	1.00	\$26.68	\$26.68	
315 371 05 00	1.00	SFD	1.00	1.00	1.00	\$26.68	\$26.68	
315 371 06 00	1.00	SFD	1.00	1.00	1.00	\$26.68	\$26.68	
315 371 07 00	1.00	SFD	1.00	1.00	1.00	\$26.68	\$26.68	
315 371 08 00	1.00	SFD	1.00	1.00	1.00	\$26.68	\$26.68	
315 371 09 00	1.00	SFD	1.00	1.00	1.00	\$26.68	\$26.68	
315 371 10 00	1.00	SFD	1.00	1.00	1.00	\$26.68	\$26.68	
315 371 11 00	1.00	SFD	1.00	1.00	1.00	\$26.68	\$26.68	
315 371 12 00	1.00	SFD	1.00	1.00	1.00	\$26.68	\$26.68	
315 371 13 00	1.00	SFD	1.00	1.00	1.00	\$26.68	\$26.68	
315 371 14 00	1.00	SFD	1.00	1.00	1.00	\$26.68	\$26.68	
315 371 15 00	1.00	SFD	1.00	1.00	1.00	\$26.68	\$26.68	
315 371 16 00	1.00	SFD	1.00	1.00	1.00	\$26.68	\$26.68	
315 371 17 00	1.00	SFD	1.00	1.00	1.00	\$26.68	\$26.68	
315 371 18 00	1.00	SFD	1.00	1.00	1.00	\$26.68	\$26.68	
315 371 19 00	1.00	SFD	1.00	1.00	1.00	\$26.68	\$26.68	
315 371 20 00	1.00	SFD	1.00	1.00	1.00	\$26.68	\$26.68	

EXHIBIT C - Assessment Roll (Fiscal Year 2027)

Peñasquitos East Maintenance Assessment District

Parcel Number	Acres/ Units ⁽¹⁾	Land Use ⁽²⁾	Assessment Factors		Total EBU	Unit Cost (\$/EBU)	FY 2027 ⁽⁴⁾ Assessment	Owner Name
			Land Use ⁽²⁾	Benefit ⁽³⁾				
315 371 21 00	1.00	SFD	1.00	1.00	1.00	\$26.68	\$26.68	
315 371 22 00	1.00	SFD	1.00	1.00	1.00	\$26.68	\$26.68	
315 371 23 00	1.00	SFD	1.00	1.00	1.00	\$26.68	\$26.68	
315 371 24 00	1.00	SFD	1.00	1.00	1.00	\$26.68	\$26.68	
315 371 25 00	1.00	SFD	1.00	1.00	1.00	\$26.68	\$26.68	
315 371 26 00	1.00	SFD	1.00	1.00	1.00	\$26.68	\$26.68	
315 371 27 00	1.00	SFD	1.00	1.00	1.00	\$26.68	\$26.68	
315 371 28 00	1.00	SFD	1.00	1.00	1.00	\$26.68	\$26.68	
315 371 29 00	1.00	SFD	1.00	1.00	1.00	\$26.68	\$26.68	
315 371 30 00	1.00	SFD	1.00	1.00	1.00	\$26.68	\$26.68	
315 371 31 00	1.00	SFD	1.00	1.00	1.00	\$26.68	\$26.68	
315 371 32 00	1.00	SFD	1.00	1.00	1.00	\$26.68	\$26.68	
315 371 33 00	1.00	SFD	1.00	1.00	1.00	\$26.68	\$26.68	
315 371 34 00	1.00	SFD	1.00	1.00	1.00	\$26.68	\$26.68	
315 371 35 00	1.00	SFD	1.00	1.00	1.00	\$26.68	\$26.68	
315 371 36 00	1.00	SFD	1.00	1.00	1.00	\$26.68	\$26.68	
315 371 37 00	1.00	SFD	1.00	1.00	1.00	\$26.68	\$26.68	
315 371 38 00	6.97	CRH	2.80	0.60	11.71	\$26.68	\$312.40	
315 372 01 00	3.32	CRH	2.80	0.60	5.58	\$26.68	\$148.80	
315 381 01 00	1.00	SFD	1.00	1.00	1.00	\$26.68	\$26.68	
315 381 02 00	1.00	SFD	1.00	1.00	1.00	\$26.68	\$26.68	
315 381 03 00	1.00	SFD	1.00	1.00	1.00	\$26.68	\$26.68	
315 381 04 00	1.00	SFD	1.00	1.00	1.00	\$26.68	\$26.68	
315 381 05 00	1.00	SFD	1.00	1.00	1.00	\$26.68	\$26.68	
315 381 06 00	1.00	SFD	1.00	1.00	1.00	\$26.68	\$26.68	
315 381 07 00	1.00	SFD	1.00	1.00	1.00	\$26.68	\$26.68	
315 381 08 00	1.00	SFD	1.00	1.00	1.00	\$26.68	\$26.68	
315 381 09 00	1.00	SFD	1.00	1.00	1.00	\$26.68	\$26.68	
315 381 10 00	1.00	SFD	1.00	1.00	1.00	\$26.68	\$26.68	
315 381 11 00	1.00	SFD	1.00	1.00	1.00	\$26.68	\$26.68	
315 381 12 00	1.00	SFD	1.00	1.00	1.00	\$26.68	\$26.68	
315 381 13 00	1.00	SFD	1.00	1.00	1.00	\$26.68	\$26.68	
315 381 14 00	1.00	SFD	1.00	1.00	1.00	\$26.68	\$26.68	
315 381 15 00	1.00	SFD	1.00	1.00	1.00	\$26.68	\$26.68	
315 381 16 00	1.00	SFD	1.00	1.00	1.00	\$26.68	\$26.68	
315 381 17 00	1.00	SFD	1.00	1.00	1.00	\$26.68	\$26.68	
315 381 18 00	1.00	SFD	1.00	1.00	1.00	\$26.68	\$26.68	
315 381 19 00	1.00	SFD	1.00	1.00	1.00	\$26.68	\$26.68	
315 381 20 00	1.00	SFD	1.00	1.00	1.00	\$26.68	\$26.68	
315 381 21 00	1.00	SFD	1.00	1.00	1.00	\$26.68	\$26.68	
315 381 22 00	1.00	SFD	1.00	1.00	1.00	\$26.68	\$26.68	
315 381 25 00	1.00	SFD	1.00	1.00	1.00	\$26.68	\$26.68	
315 381 26 00	1.00	SFD	1.00	1.00	1.00	\$26.68	\$26.68	
315 381 27 00	1.00	SFD	1.00	1.00	1.00	\$26.68	\$26.68	
315 381 28 00	1.00	SFD	1.00	1.00	1.00	\$26.68	\$26.68	
315 381 31 00	1.00	SFD	1.00	1.00	1.00	\$26.68	\$26.68	
315 381 32 00	1.00	SFD	1.00	1.00	1.00	\$26.68	\$26.68	
315 381 33 00	1.00	SFD	1.00	1.00	1.00	\$26.68	\$26.68	
315 381 34 00	1.00	SFD	1.00	1.00	1.00	\$26.68	\$26.68	
315 381 35 00	1.00	SFD	1.00	1.00	1.00	\$26.68	\$26.68	
315 381 36 00	1.00	SFD	1.00	1.00	1.00	\$26.68	\$26.68	
315 381 37 00	1.00	SFD	1.00	1.00	1.00	\$26.68	\$26.68	
315 381 38 00	1.00	SFD	1.00	1.00	1.00	\$26.68	\$26.68	

EXHIBIT C - Assessment Roll (Fiscal Year 2027)

Peñasquitos East Maintenance Assessment District

Parcel Number	Acres/ Units ⁽¹⁾	Land Use ⁽²⁾	Assessment Factors		Total EBU's	Unit Cost (\$/EBU)	FY 2027 ⁽⁴⁾ Assessment	Owner Name
			Land Use ⁽²⁾	Benefit ⁽³⁾				
315 381 39 00	1.00	SFD	1.00	1.00	1.00	\$26.68	\$26.68	
315 381 40 00	1.00	SFD	1.00	1.00	1.00	\$26.68	\$26.68	
315 381 41 00	1.00	SFD	1.00	1.00	1.00	\$26.68	\$26.68	
315 381 42 00	1.00	SFD	1.00	1.00	1.00	\$26.68	\$26.68	
315 381 43 00	1.00	SFD	1.00	1.00	1.00	\$26.68	\$26.68	
315 381 44 00	1.00	SFD	1.00	1.00	1.00	\$26.68	\$26.68	
315 381 45 00	1.00	SFD	1.00	1.00	1.00	\$26.68	\$26.68	
315 381 46 00	1.00	SFD	1.00	1.00	1.00	\$26.68	\$26.68	
315 381 47 00	1.00	SFD	1.00	1.00	1.00	\$26.68	\$26.68	
315 381 48 00	1.00	SFD	1.00	1.00	1.00	\$26.68	\$26.68	
315 381 49 00	1.00	SFD	1.00	1.00	1.00	\$26.68	\$26.68	
315 381 50 00	1.00	SFD	1.00	1.00	1.00	\$26.68	\$26.68	
315 381 51 00	1.00	SFD	1.00	1.00	1.00	\$26.68	\$26.68	
315 381 52 00	1.00	SFD	1.00	1.00	1.00	\$26.68	\$26.68	
315 381 53 00	1.00	SFD	1.00	1.00	1.00	\$26.68	\$26.68	
315 381 54 00	1.00	SFD	1.00	1.00	1.00	\$26.68	\$26.68	
315 381 55 00	1.00	SFD	1.00	1.00	1.00	\$26.68	\$26.68	
315 381 56 00	1.00	SFD	1.00	1.00	1.00	\$26.68	\$26.68	
315 381 57 00	1.00	SFD	1.00	1.00	1.00	\$26.68	\$26.68	
315 381 58 00	1.00	SFD	1.00	1.00	1.00	\$26.68	\$26.68	
315 381 59 00	1.00	SFD	1.00	1.00	1.00	\$26.68	\$26.68	
315 381 60 00	1.00	SFD	1.00	1.00	1.00	\$26.68	\$26.68	
315 381 63 00	1.00	SFD	1.00	1.00	1.00	\$26.68	\$26.68	
315 381 64 00	1.00	SFD	1.00	1.00	1.00	\$26.68	\$26.68	
315 382 01 00	1.00	SFD	1.00	1.00	1.00	\$26.68	\$26.68	
315 382 02 00	1.00	SFD	1.00	1.00	1.00	\$26.68	\$26.68	
315 382 03 00	1.00	SFD	1.00	1.00	1.00	\$26.68	\$26.68	
315 382 04 00	1.00	SFD	1.00	1.00	1.00	\$26.68	\$26.68	
315 382 05 00	1.00	SFD	1.00	1.00	1.00	\$26.68	\$26.68	
315 382 06 00	1.00	SFD	1.00	1.00	1.00	\$26.68	\$26.68	
315 382 07 00	1.00	SFD	1.00	1.00	1.00	\$26.68	\$26.68	
315 382 08 00	1.00	SFD	1.00	1.00	1.00	\$26.68	\$26.68	
315 382 09 00	1.00	SFD	1.00	1.00	1.00	\$26.68	\$26.68	
315 382 10 00	1.00	SFD	1.00	1.00	1.00	\$26.68	\$26.68	
315 382 11 00	1.00	SFD	1.00	1.00	1.00	\$26.68	\$26.68	
315 382 12 00	1.00	SFD	1.00	1.00	1.00	\$26.68	\$26.68	
315 382 13 00	1.00	SFD	1.00	1.00	1.00	\$26.68	\$26.68	
315 382 14 00	1.00	SFD	1.00	1.00	1.00	\$26.68	\$26.68	
315 382 15 00	1.00	SFD	1.00	1.00	1.00	\$26.68	\$26.68	
315 382 16 00	1.00	SFD	1.00	1.00	1.00	\$26.68	\$26.68	
315 382 17 00	1.00	SFD	1.00	1.00	1.00	\$26.68	\$26.68	
315 382 18 00	1.00	SFD	1.00	1.00	1.00	\$26.68	\$26.68	
315 382 19 00	1.00	SFD	1.00	1.00	1.00	\$26.68	\$26.68	
315 382 20 00	1.00	SFD	1.00	1.00	1.00	\$26.68	\$26.68	
315 382 21 00	1.00	SFD	1.00	1.00	1.00	\$26.68	\$26.68	
315 382 22 00	1.00	SFD	1.00	1.00	1.00	\$26.68	\$26.68	
315 382 23 00	1.00	SFD	1.00	1.00	1.00	\$26.68	\$26.68	
315 382 24 00	1.00	SFD	1.00	1.00	1.00	\$26.68	\$26.68	
315 382 25 00	1.00	SFD	1.00	1.00	1.00	\$26.68	\$26.68	
315 382 26 00	1.00	SFD	1.00	1.00	1.00	\$26.68	\$26.68	
315 382 27 00	1.00	SFD	1.00	1.00	1.00	\$26.68	\$26.68	
315 382 28 00	1.00	SFD	1.00	1.00	1.00	\$26.68	\$26.68	
315 382 29 00	1.00	SFD	1.00	1.00	1.00	\$26.68	\$26.68	

EXHIBIT C - Assessment Roll (Fiscal Year 2027)

Peñasquitos East Maintenance Assessment District

Parcel Number	Acres/ Units ⁽¹⁾	Land Use ⁽²⁾	Assessment Factors		Total EBU's	Unit Cost (\$/EBU)	FY 2027 ⁽⁴⁾ Assessment	Owner Name
			Land Use ⁽²⁾	Benefit ⁽³⁾				
315 382 30 00	1.00	SFD	1.00	1.00	1.00	\$26.68	\$26.68	
315 382 31 00	1.00	SFD	1.00	1.00	1.00	\$26.68	\$26.68	
315 382 32 00	1.00	SFD	1.00	1.00	1.00	\$26.68	\$26.68	
315 382 33 00	1.00	SFD	1.00	1.00	1.00	\$26.68	\$26.68	
315 382 34 00	1.00	SFD	1.00	1.00	1.00	\$26.68	\$26.68	
315 382 35 00	1.00	SFD	1.00	1.00	1.00	\$26.68	\$26.68	
315 382 36 00	1.00	SFD	1.00	1.00	1.00	\$26.68	\$26.68	
315 382 37 00	1.00	SFD	1.00	1.00	1.00	\$26.68	\$26.68	
315 382 38 00	1.00	SFD	1.00	1.00	1.00	\$26.68	\$26.68	
315 382 39 00	1.00	SFD	1.00	1.00	1.00	\$26.68	\$26.68	
315 382 40 00	1.00	SFD	1.00	1.00	1.00	\$26.68	\$26.68	
315 382 41 00	1.00	SFD	1.00	1.00	1.00	\$26.68	\$26.68	
315 382 42 00	1.00	SFD	1.00	1.00	1.00	\$26.68	\$26.68	
315 382 43 00	1.00	SFD	1.00	1.00	1.00	\$26.68	\$26.68	
315 382 44 00	1.00	SFD	1.00	1.00	1.00	\$26.68	\$26.68	
315 391 01 00	1.00	SFD	1.00	1.00	1.00	\$26.68	\$26.68	
315 391 02 00	1.00	SFD	1.00	1.00	1.00	\$26.68	\$26.68	
315 391 03 00	1.00	SFD	1.00	1.00	1.00	\$26.68	\$26.68	
315 391 04 00	1.00	SFD	1.00	1.00	1.00	\$26.68	\$26.68	
315 391 05 00	1.00	SFD	1.00	1.00	1.00	\$26.68	\$26.68	
315 391 06 00	1.00	SFD	1.00	1.00	1.00	\$26.68	\$26.68	
315 391 07 00	1.00	SFD	1.00	1.00	1.00	\$26.68	\$26.68	
315 391 08 00	1.00	SFD	1.00	1.00	1.00	\$26.68	\$26.68	
315 391 09 00	1.00	SFD	1.00	1.00	1.00	\$26.68	\$26.68	
315 391 10 00	1.00	SFD	1.00	1.00	1.00	\$26.68	\$26.68	
315 391 11 00	1.00	SFD	1.00	1.00	1.00	\$26.68	\$26.68	
315 391 12 00	1.00	SFD	1.00	1.00	1.00	\$26.68	\$26.68	
315 391 13 00	1.00	SFD	1.00	1.00	1.00	\$26.68	\$26.68	
315 391 14 00	1.00	SFD	1.00	1.00	1.00	\$26.68	\$26.68	
315 391 15 00	1.00	SFD	1.00	1.00	1.00	\$26.68	\$26.68	
315 391 16 00	1.00	SFD	1.00	1.00	1.00	\$26.68	\$26.68	
315 391 17 00	1.00	SFD	1.00	1.00	1.00	\$26.68	\$26.68	
315 391 18 00	1.00	SFD	1.00	1.00	1.00	\$26.68	\$26.68	
315 391 19 00	1.00	SFD	1.00	1.00	1.00	\$26.68	\$26.68	
315 391 20 00	1.00	SFD	1.00	1.00	1.00	\$26.68	\$26.68	
315 391 21 00	1.00	SFD	1.00	1.00	1.00	\$26.68	\$26.68	
315 391 22 00	1.00	SFD	1.00	1.00	1.00	\$26.68	\$26.68	
315 391 23 00	1.00	SFD	1.00	1.00	1.00	\$26.68	\$26.68	
315 391 24 00	1.00	SFD	1.00	1.00	1.00	\$26.68	\$26.68	
315 391 25 00	1.00	SFD	1.00	1.00	1.00	\$26.68	\$26.68	
315 391 26 00	1.00	SFD	1.00	1.00	1.00	\$26.68	\$26.68	
315 391 27 00	1.00	SFD	1.00	1.00	1.00	\$26.68	\$26.68	
315 391 28 00	1.00	SFD	1.00	1.00	1.00	\$26.68	\$26.68	
315 391 29 00	1.00	SFD	1.00	1.00	1.00	\$26.68	\$26.68	
315 391 30 00	1.00	SFD	1.00	1.00	1.00	\$26.68	\$26.68	
315 391 31 00	1.00	SFD	1.00	1.00	1.00	\$26.68	\$26.68	
315 391 32 00	1.00	SFD	1.00	1.00	1.00	\$26.68	\$26.68	
315 391 33 00	1.00	SFD	1.00	1.00	1.00	\$26.68	\$26.68	
315 391 34 00	1.00	SFD	1.00	1.00	1.00	\$26.68	\$26.68	
315 392 01 00	1.00	SFD	1.00	1.00	1.00	\$26.68	\$26.68	
315 392 02 00	1.00	SFD	1.00	1.00	1.00	\$26.68	\$26.68	
315 392 03 00	1.00	SFD	1.00	1.00	1.00	\$26.68	\$26.68	
315 392 04 00	1.00	SFD	1.00	1.00	1.00	\$26.68	\$26.68	

EXHIBIT C - Assessment Roll (Fiscal Year 2027)

Peñasquitos East Maintenance Assessment District

Parcel Number	Acres/ Units ⁽¹⁾	Land Use ⁽²⁾	Assessment Factors		Total EBU's	Unit Cost (\$/EBU)	FY 2027 ⁽⁴⁾ Assessment	Owner Name
			Land Use ⁽²⁾	Benefit ⁽³⁾				
315 392 05 00	1.00	SFD	1.00	1.00	1.00	\$26.68	\$26.68	
315 392 06 00	1.00	SFD	1.00	1.00	1.00	\$26.68	\$26.68	
315 392 07 00	1.00	SFD	1.00	1.00	1.00	\$26.68	\$26.68	
315 392 08 00	1.00	SFD	1.00	1.00	1.00	\$26.68	\$26.68	
315 392 09 00	1.00	SFD	1.00	1.00	1.00	\$26.68	\$26.68	
315 392 10 00	1.00	SFD	1.00	1.00	1.00	\$26.68	\$26.68	
315 392 11 00	1.00	SFD	1.00	1.00	1.00	\$26.68	\$26.68	
315 392 12 00	1.00	SFD	1.00	1.00	1.00	\$26.68	\$26.68	
315 392 13 00	1.00	SFD	1.00	1.00	1.00	\$26.68	\$26.68	
315 392 14 00	1.00	SFD	1.00	1.00	1.00	\$26.68	\$26.68	
315 392 15 00	1.00	SFD	1.00	1.00	1.00	\$26.68	\$26.68	
315 392 16 00	1.00	SFD	1.00	1.00	1.00	\$26.68	\$26.68	
315 392 17 00	1.00	SFD	1.00	1.00	1.00	\$26.68	\$26.68	
315 392 18 00	1.00	SFD	1.00	1.00	1.00	\$26.68	\$26.68	
315 392 19 00	1.00	SFD	1.00	1.00	1.00	\$26.68	\$26.68	
315 392 20 00	1.00	SFD	1.00	1.00	1.00	\$26.68	\$26.68	
315 392 21 00	1.00	SFD	1.00	1.00	1.00	\$26.68	\$26.68	
315 392 22 00	1.00	SFD	1.00	1.00	1.00	\$26.68	\$26.68	
315 392 23 00	1.00	SFD	1.00	1.00	1.00	\$26.68	\$26.68	
315 392 24 00	1.00	SFD	1.00	1.00	1.00	\$26.68	\$26.68	
315 392 25 00	1.00	SFD	1.00	1.00	1.00	\$26.68	\$26.68	
315 392 26 00	1.00	SFD	1.00	1.00	1.00	\$26.68	\$26.68	
315 392 27 00	1.00	SFD	1.00	1.00	1.00	\$26.68	\$26.68	
315 392 28 00	1.00	SFD	1.00	1.00	1.00	\$26.68	\$26.68	
315 392 29 00	1.00	SFD	1.00	1.00	1.00	\$26.68	\$26.68	
315 392 30 00	1.00	SFD	1.00	1.00	1.00	\$26.68	\$26.68	
315 392 31 00	1.00	SFD	1.00	1.00	1.00	\$26.68	\$26.68	
315 392 32 00	1.00	SFD	1.00	1.00	1.00	\$26.68	\$26.68	
315 392 33 00	1.00	SFD	1.00	1.00	1.00	\$26.68	\$26.68	
315 392 34 00	1.00	SFD	1.00	1.00	1.00	\$26.68	\$26.68	
315 392 35 00	1.00	SFD	1.00	1.00	1.00	\$26.68	\$26.68	
315 392 36 00	1.00	SFD	1.00	1.00	1.00	\$26.68	\$26.68	
315 392 37 00	1.00	SFD	1.00	1.00	1.00	\$26.68	\$26.68	
315 392 38 00	1.00	SFD	1.00	1.00	1.00	\$26.68	\$26.68	
315 392 39 00	1.00	SFD	1.00	1.00	1.00	\$26.68	\$26.68	
315 392 40 00	1.00	SFD	1.00	1.00	1.00	\$26.68	\$26.68	
315 392 41 00	1.00	SFD	1.00	1.00	1.00	\$26.68	\$26.68	
315 392 42 00	1.00	SFD	1.00	1.00	1.00	\$26.68	\$26.68	
315 392 43 00	1.00	SFD	1.00	1.00	1.00	\$26.68	\$26.68	
315 392 44 00	1.00	SFD	1.00	1.00	1.00	\$26.68	\$26.68	
315 392 45 00	1.00	SFD	1.00	1.00	1.00	\$26.68	\$26.68	
315 392 46 00	1.00	SFD	1.00	1.00	1.00	\$26.68	\$26.68	
315 392 47 00	1.00	SFD	1.00	1.00	1.00	\$26.68	\$26.68	
315 392 48 00	1.00	SFD	1.00	1.00	1.00	\$26.68	\$26.68	
315 392 49 00	1.00	SFD	1.00	1.00	1.00	\$26.68	\$26.68	
315 392 50 00	1.00	SFD	1.00	1.00	1.00	\$26.68	\$26.68	
315 392 51 00	1.00	SFD	1.00	1.00	1.00	\$26.68	\$26.68	
315 392 52 00	1.00	SFD	1.00	1.00	1.00	\$26.68	\$26.68	
315 392 53 00	1.00	SFD	1.00	1.00	1.00	\$26.68	\$26.68	
315 392 54 00	1.00	SFD	1.00	1.00	1.00	\$26.68	\$26.68	
315 392 55 00	1.00	SFD	1.00	1.00	1.00	\$26.68	\$26.68	
315 392 56 00	1.00	SFD	1.00	1.00	1.00	\$26.68	\$26.68	
315 392 57 00	1.00	SFD	1.00	1.00	1.00	\$26.68	\$26.68	

EXHIBIT C - Assessment Roll (Fiscal Year 2027)
Peñasquitos East Maintenance Assessment District

Parcel Number	Acres/ Units ⁽¹⁾	Land Use ⁽²⁾	Assessment Factors		Total EBU's	Unit Cost (\$/EBU)	FY 2027 ⁽⁴⁾ Assessment	Owner Name
			Land Use ⁽²⁾	Benefit ⁽³⁾				
315 392 58 00	1.00	SFD	1.00	1.00	1.00	\$26.68	\$26.68	
315 392 59 00	1.00	SFD	1.00	1.00	1.00	\$26.68	\$26.68	
315 392 60 00	1.00	SFD	1.00	1.00	1.00	\$26.68	\$26.68	
315 392 61 00	1.00	SFD	1.00	1.00	1.00	\$26.68	\$26.68	
315 392 62 00	1.00	SFD	1.00	1.00	1.00	\$26.68	\$26.68	
315 392 63 00	1.00	SFD	1.00	1.00	1.00	\$26.68	\$26.68	
315 393 01 00	1.00	SFD	1.00	1.00	1.00	\$26.68	\$26.68	
315 393 02 00	1.00	SFD	1.00	1.00	1.00	\$26.68	\$26.68	
315 393 03 00	1.00	SFD	1.00	1.00	1.00	\$26.68	\$26.68	
315 393 04 00	1.00	SFD	1.00	1.00	1.00	\$26.68	\$26.68	
315 393 05 00	1.00	SFD	1.00	1.00	1.00	\$26.68	\$26.68	
315 393 06 00	1.00	SFD	1.00	1.00	1.00	\$26.68	\$26.68	
315 393 07 00	1.00	SFD	1.00	1.00	1.00	\$26.68	\$26.68	
315 393 08 00	1.00	SFD	1.00	1.00	1.00	\$26.68	\$26.68	
315 393 09 00	1.00	SFD	1.00	1.00	1.00	\$26.68	\$26.68	
315 393 10 00	1.00	SFD	1.00	1.00	1.00	\$26.68	\$26.68	
315 393 11 00	1.00	SFD	1.00	1.00	1.00	\$26.68	\$26.68	
315 393 12 00	1.00	SFD	1.00	1.00	1.00	\$26.68	\$26.68	
315 393 13 00	1.00	SFD	1.00	1.00	1.00	\$26.68	\$26.68	
315 393 16 00	1.00	SFD	1.00	1.00	1.00	\$26.68	\$26.68	
315 393 17 00	1.00	SFD	1.00	1.00	1.00	\$26.68	\$26.68	
315 393 18 00	1.00	SFD	1.00	1.00	1.00	\$26.68	\$26.68	
315 393 19 00	1.00	SFD	1.00	1.00	1.00	\$26.68	\$26.68	
315 393 20 00	1.00	SFD	1.00	1.00	1.00	\$26.68	\$26.68	
315 393 21 00	1.00	SFD	1.00	1.00	1.00	\$26.68	\$26.68	
315 393 22 00	1.00	SFD	1.00	1.00	1.00	\$26.68	\$26.68	
315 393 23 00	1.00	SFD	1.00	1.00	1.00	\$26.68	\$26.68	
315 393 24 00	1.00	SFD	1.00	1.00	1.00	\$26.68	\$26.68	
315 393 25 00	1.00	SFD	1.00	1.00	1.00	\$26.68	\$26.68	
315 393 26 00	1.00	SFD	1.00	1.00	1.00	\$26.68	\$26.68	
315 394 01 00	1.00	SFD	1.00	1.00	1.00	\$26.68	\$26.68	
315 394 02 00	1.00	SFD	1.00	1.00	1.00	\$26.68	\$26.68	
315 394 03 00	1.00	SFD	1.00	1.00	1.00	\$26.68	\$26.68	
315 394 04 00	1.00	SFD	1.00	1.00	1.00	\$26.68	\$26.68	
315 394 05 00	1.00	SFD	1.00	1.00	1.00	\$26.68	\$26.68	
315 394 06 00	1.00	SFD	1.00	1.00	1.00	\$26.68	\$26.68	
315 394 07 00	1.00	SFD	1.00	1.00	1.00	\$26.68	\$26.68	
315 394 08 00	1.00	SFD	1.00	1.00	1.00	\$26.68	\$26.68	
315 394 09 00	1.00	SFD	1.00	1.00	1.00	\$26.68	\$26.68	
315 394 10 00	1.00	SFD	1.00	1.00	1.00	\$26.68	\$26.68	
315 394 11 00	1.00	SFD	1.00	1.00	1.00	\$26.68	\$26.68	
315 394 12 00	1.00	SFD	1.00	1.00	1.00	\$26.68	\$26.68	
315 394 13 00	1.00	SFD	1.00	1.00	1.00	\$26.68	\$26.68	
315 394 14 00	1.00	SFD	1.00	1.00	1.00	\$26.68	\$26.68	
315 394 15 00	1.00	SFD	1.00	1.00	1.00	\$26.68	\$26.68	
315 394 16 00	1.00	SFD	1.00	1.00	1.00	\$26.68	\$26.68	
315 394 17 00	1.00	SFD	1.00	1.00	1.00	\$26.68	\$26.68	
315 394 18 00	1.00	SFD	1.00	1.00	1.00	\$26.68	\$26.68	
315 394 19 00	1.00	SFD	1.00	1.00	1.00	\$26.68	\$26.68	
315 394 20 00	1.00	SFD	1.00	1.00	1.00	\$26.68	\$26.68	
315 394 21 00	1.00	SFD	1.00	1.00	1.00	\$26.68	\$26.68	
315 394 22 00	1.00	SFD	1.00	1.00	1.00	\$26.68	\$26.68	
315 394 23 00	1.00	SFD	1.00	1.00	1.00	\$26.68	\$26.68	

EXHIBIT C - Assessment Roll (Fiscal Year 2027)

Peñasquitos East Maintenance Assessment District

Parcel Number	Acres/ Units ⁽¹⁾	Land Use ⁽²⁾	Assessment Factors		Total EBU's	Unit Cost (\$/EBU)	FY 2027 ⁽⁴⁾ Assessment	Owner Name
			Land Use ⁽²⁾	Benefit ⁽³⁾				
315 394 24 00	1.00	SFD	1.00	1.00	1.00	\$26.68	\$26.68	
315 394 25 00	1.00	SFD	1.00	1.00	1.00	\$26.68	\$26.68	
315 394 26 00	1.00	SFD	1.00	1.00	1.00	\$26.68	\$26.68	
315 394 27 00	1.00	SFD	1.00	1.00	1.00	\$26.68	\$26.68	
315 394 28 00	1.00	SFD	1.00	1.00	1.00	\$26.68	\$26.68	
315 394 29 00	1.00	SFD	1.00	1.00	1.00	\$26.68	\$26.68	
315 394 30 00	1.00	SFD	1.00	1.00	1.00	\$26.68	\$26.68	
315 394 31 00	1.00	SFD	1.00	1.00	1.00	\$26.68	\$26.68	
315 394 32 00	1.00	SFD	1.00	1.00	1.00	\$26.68	\$26.68	
315 394 33 00	1.00	SFD	1.00	1.00	1.00	\$26.68	\$26.68	
315 394 34 00	1.00	SFD	1.00	1.00	1.00	\$26.68	\$26.68	
315 394 35 00	1.00	SFD	1.00	1.00	1.00	\$26.68	\$26.68	
315 394 36 00	1.00	SFD	1.00	1.00	1.00	\$26.68	\$26.68	
315 394 37 00	1.00	SFD	1.00	1.00	1.00	\$26.68	\$26.68	
315 394 38 00	1.00	SFD	1.00	1.00	1.00	\$26.68	\$26.68	
315 394 39 00	1.00	SFD	1.00	1.00	1.00	\$26.68	\$26.68	
315 394 40 00	1.00	SFD	1.00	1.00	1.00	\$26.68	\$26.68	
315 394 41 00	1.00	SFD	1.00	1.00	1.00	\$26.68	\$26.68	
315 394 42 00	1.00	SFD	1.00	1.00	1.00	\$26.68	\$26.68	
315 394 43 00	1.00	SFD	1.00	1.00	1.00	\$26.68	\$26.68	
315 394 44 00	1.00	SFD	1.00	1.00	1.00	\$26.68	\$26.68	
315 394 45 00	1.00	SFD	1.00	1.00	1.00	\$26.68	\$26.68	
315 394 46 00	1.00	SFD	1.00	1.00	1.00	\$26.68	\$26.68	
315 394 47 00	1.00	SFD	1.00	1.00	1.00	\$26.68	\$26.68	
315 394 48 00	1.00	SFD	1.00	1.00	1.00	\$26.68	\$26.68	
315 394 49 00	1.00	SFD	1.00	1.00	1.00	\$26.68	\$26.68	
315 394 50 00	1.00	SFD	1.00	1.00	1.00	\$26.68	\$26.68	
315 394 51 00	1.00	SFD	1.00	1.00	1.00	\$26.68	\$26.68	
315 394 52 00	1.00	SFD	1.00	1.00	1.00	\$26.68	\$26.68	
315 394 53 00	1.00	SFD	1.00	1.00	1.00	\$26.68	\$26.68	
315 394 54 00	1.00	SFD	1.00	1.00	1.00	\$26.68	\$26.68	
315 394 55 00	1.00	SFD	1.00	1.00	1.00	\$26.68	\$26.68	
315 394 56 00	1.00	SFD	1.00	1.00	1.00	\$26.68	\$26.68	
315 394 57 00	1.00	SFD	1.00	1.00	1.00	\$26.68	\$26.68	
315 394 58 00	1.00	SFD	1.00	1.00	1.00	\$26.68	\$26.68	
315 394 59 00	1.00	SFD	1.00	1.00	1.00	\$26.68	\$26.68	
315 394 60 00	1.00	SFD	1.00	1.00	1.00	\$26.68	\$26.68	
315 394 61 00	1.00	SFD	1.00	1.00	1.00	\$26.68	\$26.68	
315 394 62 00	1.00	SFD	1.00	1.00	1.00	\$26.68	\$26.68	
315 394 63 00	1.00	SFD	1.00	1.00	1.00	\$26.68	\$26.68	
315 394 64 00	1.00	SFD	1.00	1.00	1.00	\$26.68	\$26.68	
315 394 65 00	1.00	SFD	1.00	1.00	1.00	\$26.68	\$26.68	
315 394 66 00	1.00	SFD	1.00	1.00	1.00	\$26.68	\$26.68	
315 394 67 00	1.00	SFD	1.00	1.00	1.00	\$26.68	\$26.68	
315 394 68 00	1.00	SFD	1.00	1.00	1.00	\$26.68	\$26.68	
315 394 69 00	1.00	SFD	1.00	1.00	1.00	\$26.68	\$26.68	
315 394 70 00	1.00	SFD	1.00	1.00	1.00	\$26.68	\$26.68	
315 394 71 00	1.00	SFD	1.00	1.00	1.00	\$26.68	\$26.68	
315 394 72 00	1.00	SFD	1.00	1.00	1.00	\$26.68	\$26.68	
315 394 73 00	1.00	SFD	1.00	1.00	1.00	\$26.68	\$26.68	
315 394 74 00	1.00	SFD	1.00	1.00	1.00	\$26.68	\$26.68	
315 394 75 00	1.00	SFD	1.00	1.00	1.00	\$26.68	\$26.68	
315 394 76 00	1.00	SFD	1.00	1.00	1.00	\$26.68	\$26.68	

EXHIBIT C - Assessment Roll (Fiscal Year 2027)

Peñasquitos East Maintenance Assessment District

Parcel Number	Acres/ Units ⁽¹⁾	Land Use ⁽²⁾	Assessment Factors		Total EBU	Unit Cost (\$/EBU)	FY 2027 ⁽⁴⁾ Assessment	Owner Name
			Land Use ⁽²⁾	Benefit ⁽³⁾				
315 394 77 00	1.00	SFD	1.00	1.00	1.00	\$26.68	\$26.68	
315 394 78 00	1.00	SFD	1.00	1.00	1.00	\$26.68	\$26.68	
315 394 79 00	1.00	SFD	1.00	1.00	1.00	\$26.68	\$26.68	
315 394 80 00	1.00	SFD	1.00	1.00	1.00	\$26.68	\$26.68	
315 394 81 00	1.00	SFD	1.00	1.00	1.00	\$26.68	\$26.68	
315 394 82 00	1.00	SFD	1.00	1.00	1.00	\$26.68	\$26.68	
315 394 83 00	1.00	SFD	1.00	1.00	1.00	\$26.68	\$26.68	
315 394 84 00	1.00	SFD	1.00	1.00	1.00	\$26.68	\$26.68	
315 394 85 00	1.00	SFD	1.00	1.00	1.00	\$26.68	\$26.68	
315 394 86 00	1.00	SFD	1.00	1.00	1.00	\$26.68	\$26.68	
315 394 87 00	1.00	SFD	1.00	1.00	1.00	\$26.68	\$26.68	
315 394 88 00	1.00	SFD	1.00	1.00	1.00	\$26.68	\$26.68	
315 394 89 00	1.00	SFD	1.00	1.00	1.00	\$26.68	\$26.68	
315 394 90 00	1.00	SFD	1.00	1.00	1.00	\$26.68	\$26.68	
315 394 91 00	1.00	SFD	1.00	1.00	1.00	\$26.68	\$26.68	
315 394 92 00	1.00	SFD	1.00	1.00	1.00	\$26.68	\$26.68	
315 394 93 00	1.00	SFD	1.00	1.00	1.00	\$26.68	\$26.68	
315 401 01 00	1.00	SFD	1.00	1.00	1.00	\$26.68	\$26.68	
315 401 02 00	1.00	SFD	1.00	1.00	1.00	\$26.68	\$26.68	
315 401 03 00	1.00	SFD	1.00	1.00	1.00	\$26.68	\$26.68	
315 401 04 00	1.00	SFD	1.00	1.00	1.00	\$26.68	\$26.68	
315 401 05 00	1.00	SFD	1.00	1.00	1.00	\$26.68	\$26.68	
315 401 06 00	1.00	SFD	1.00	1.00	1.00	\$26.68	\$26.68	
315 401 07 00	1.00	SFD	1.00	1.00	1.00	\$26.68	\$26.68	
315 401 08 00	1.00	SFD	1.00	1.00	1.00	\$26.68	\$26.68	
315 401 09 00	1.00	SFD	1.00	1.00	1.00	\$26.68	\$26.68	
315 401 10 00	1.00	SFD	1.00	1.00	1.00	\$26.68	\$26.68	
315 401 11 00	1.00	SFD	1.00	1.00	1.00	\$26.68	\$26.68	
315 401 12 00	1.00	SFD	1.00	1.00	1.00	\$26.68	\$26.68	
315 401 13 00	1.00	SFD	1.00	1.00	1.00	\$26.68	\$26.68	
315 401 14 00	1.00	SFD	1.00	1.00	1.00	\$26.68	\$26.68	
315 401 15 00	1.00	SFD	1.00	1.00	1.00	\$26.68	\$26.68	
315 401 16 00	1.00	SFD	1.00	1.00	1.00	\$26.68	\$26.68	
315 401 17 00	1.00	SFD	1.00	1.00	1.00	\$26.68	\$26.68	
315 401 18 00	1.00	SFD	1.00	1.00	1.00	\$26.68	\$26.68	
315 401 19 00	1.00	SFD	1.00	1.00	1.00	\$26.68	\$26.68	
315 401 20 00	1.00	SFD	1.00	1.00	1.00	\$26.68	\$26.68	
315 401 21 00	1.00	SFD	1.00	1.00	1.00	\$26.68	\$26.68	
315 401 22 00	1.00	SFD	1.00	1.00	1.00	\$26.68	\$26.68	
315 401 23 00	1.00	SFD	1.00	1.00	1.00	\$26.68	\$26.68	
315 401 24 00	1.00	SFD	1.00	1.00	1.00	\$26.68	\$26.68	
315 401 25 00	1.00	SFD	1.00	1.00	1.00	\$26.68	\$26.68	
315 401 26 00	1.00	SFD	1.00	1.00	1.00	\$26.68	\$26.68	
315 401 27 00	1.00	SFD	1.00	1.00	1.00	\$26.68	\$26.68	
315 401 28 00	1.00	SFD	1.00	1.00	1.00	\$26.68	\$26.68	
315 401 29 00	1.00	SFD	1.00	1.00	1.00	\$26.68	\$26.68	
315 401 30 00	1.00	SFD	1.00	1.00	1.00	\$26.68	\$26.68	
315 401 31 00	1.00	SFD	1.00	1.00	1.00	\$26.68	\$26.68	
315 401 32 00	1.00	SFD	1.00	1.00	1.00	\$26.68	\$26.68	
315 401 33 00	1.00	SFD	1.00	1.00	1.00	\$26.68	\$26.68	
315 401 34 00	1.00	SFD	1.00	1.00	1.00	\$26.68	\$26.68	
315 401 35 00	1.00	SFD	1.00	1.00	1.00	\$26.68	\$26.68	
315 401 36 00	1.00	SFD	1.00	1.00	1.00	\$26.68	\$26.68	

EXHIBIT C - Assessment Roll (Fiscal Year 2027)

Peñasquitos East Maintenance Assessment District

Parcel Number	Acres/ Units ⁽¹⁾	Land Use ⁽²⁾	Assessment Factors		Total EBU	Unit Cost (\$/EBU)	FY 2027 ⁽⁴⁾ Assessment	Owner Name
			Land Use ⁽²⁾	Benefit ⁽³⁾				
315 401 37 00	1.00	SFD	1.00	1.00	1.00	\$26.68	\$26.68	
315 401 38 00	1.00	SFD	1.00	1.00	1.00	\$26.68	\$26.68	
315 401 39 00	1.00	SFD	1.00	1.00	1.00	\$26.68	\$26.68	
315 401 40 00	1.00	SFD	1.00	1.00	1.00	\$26.68	\$26.68	
315 401 41 00	1.00	SFD	1.00	1.00	1.00	\$26.68	\$26.68	
315 401 42 00	1.00	SFD	1.00	1.00	1.00	\$26.68	\$26.68	
315 401 43 00	1.00	SFD	1.00	1.00	1.00	\$26.68	\$26.68	
315 401 44 00	1.00	SFD	1.00	1.00	1.00	\$26.68	\$26.68	
315 402 01 00	1.00	SFD	1.00	1.00	1.00	\$26.68	\$26.68	
315 402 02 00	1.00	SFD	1.00	1.00	1.00	\$26.68	\$26.68	
315 402 03 00	1.00	SFD	1.00	1.00	1.00	\$26.68	\$26.68	
315 402 04 00	1.00	SFD	1.00	1.00	1.00	\$26.68	\$26.68	
315 402 05 00	1.00	SFD	1.00	1.00	1.00	\$26.68	\$26.68	
315 402 06 00	1.00	SFD	1.00	1.00	1.00	\$26.68	\$26.68	
315 402 07 00	1.00	SFD	1.00	1.00	1.00	\$26.68	\$26.68	
315 402 08 00	1.00	SFD	1.00	1.00	1.00	\$26.68	\$26.68	
315 402 09 00	1.00	SFD	1.00	1.00	1.00	\$26.68	\$26.68	
315 402 10 00	1.00	SFD	1.00	1.00	1.00	\$26.68	\$26.68	
315 402 11 00	1.00	SFD	1.00	1.00	1.00	\$26.68	\$26.68	
315 402 12 00	1.00	SFD	1.00	1.00	1.00	\$26.68	\$26.68	
315 402 13 00	1.00	SFD	1.00	1.00	1.00	\$26.68	\$26.68	
315 402 14 00	1.00	SFD	1.00	1.00	1.00	\$26.68	\$26.68	
315 402 15 00	1.00	SFD	1.00	1.00	1.00	\$26.68	\$26.68	
315 402 16 00	1.00	SFD	1.00	1.00	1.00	\$26.68	\$26.68	
315 402 17 00	1.00	SFD	1.00	1.00	1.00	\$26.68	\$26.68	
315 402 18 00	1.00	SFD	1.00	1.00	1.00	\$26.68	\$26.68	
315 402 19 00	1.00	SFD	1.00	1.00	1.00	\$26.68	\$26.68	
315 402 20 00	1.00	SFD	1.00	1.00	1.00	\$26.68	\$26.68	
315 402 21 00	1.00	SFD	1.00	1.00	1.00	\$26.68	\$26.68	
315 402 22 00	1.00	SFD	1.00	1.00	1.00	\$26.68	\$26.68	
315 402 23 00	1.00	SFD	1.00	1.00	1.00	\$26.68	\$26.68	
315 402 24 00	1.00	SFD	1.00	1.00	1.00	\$26.68	\$26.68	
315 402 25 00	1.00	SFD	1.00	1.00	1.00	\$26.68	\$26.68	
315 402 26 00	1.00	SFD	1.00	1.00	1.00	\$26.68	\$26.68	
315 402 27 00	1.00	SFD	1.00	1.00	1.00	\$26.68	\$26.68	
315 402 28 00	1.00	SFD	1.00	1.00	1.00	\$26.68	\$26.68	
315 402 29 00	1.00	SFD	1.00	1.00	1.00	\$26.68	\$26.68	
315 402 30 00	1.00	SFD	1.00	1.00	1.00	\$26.68	\$26.68	
315 402 31 00	1.00	SFD	1.00	1.00	1.00	\$26.68	\$26.68	
315 402 32 00	1.00	SFD	1.00	1.00	1.00	\$26.68	\$26.68	
315 402 33 00	1.00	SFD	1.00	1.00	1.00	\$26.68	\$26.68	
315 402 34 00	1.00	SFD	1.00	1.00	1.00	\$26.68	\$26.68	
315 402 35 00	1.00	SFD	1.00	1.00	1.00	\$26.68	\$26.68	
315 402 36 00	1.00	SFD	1.00	1.00	1.00	\$26.68	\$26.68	
315 402 37 00	1.00	SFD	1.00	1.00	1.00	\$26.68	\$26.68	
315 402 38 00	1.00	SFD	1.00	1.00	1.00	\$26.68	\$26.68	
315 402 39 00	1.00	SFD	1.00	1.00	1.00	\$26.68	\$26.68	
315 402 40 00	1.00	SFD	1.00	1.00	1.00	\$26.68	\$26.68	
315 402 41 00	1.00	SFD	1.00	1.00	1.00	\$26.68	\$26.68	
315 402 42 00	1.00	SFD	1.00	1.00	1.00	\$26.68	\$26.68	
315 402 43 00	1.00	SFD	1.00	1.00	1.00	\$26.68	\$26.68	
315 402 44 00	1.00	SFD	1.00	1.00	1.00	\$26.68	\$26.68	
315 402 45 00	1.00	SFD	1.00	1.00	1.00	\$26.68	\$26.68	

EXHIBIT C - Assessment Roll (Fiscal Year 2027)

Peñasquitos East Maintenance Assessment District

Parcel Number	Acres/ Units ⁽¹⁾	Land Use ⁽²⁾	Assessment Factors		Total EBUs	Unit Cost (\$/EBU)	FY 2027 ⁽⁴⁾ Assessment	Owner Name
			Land Use ⁽²⁾	Benefit ⁽³⁾				
315 402 46 00	1.00	SFD	1.00	1.00	1.00	\$26.68	\$26.68	
315 402 47 00	1.00	SFD	1.00	1.00	1.00	\$26.68	\$26.68	
315 402 48 00	1.00	SFD	1.00	1.00	1.00	\$26.68	\$26.68	
315 402 49 00	1.00	SFD	1.00	1.00	1.00	\$26.68	\$26.68	
315 402 50 00	1.00	SFD	1.00	1.00	1.00	\$26.68	\$26.68	
315 402 51 00	1.00	SFD	1.00	1.00	1.00	\$26.68	\$26.68	
315 402 52 00	1.00	SFD	1.00	1.00	1.00	\$26.68	\$26.68	
315 402 53 00	1.00	SFD	1.00	1.00	1.00	\$26.68	\$26.68	
315 402 54 00	1.00	SFD	1.00	1.00	1.00	\$26.68	\$26.68	
315 402 55 00	1.00	SFD	1.00	1.00	1.00	\$26.68	\$26.68	
315 402 56 00	1.00	SFD	1.00	1.00	1.00	\$26.68	\$26.68	
315 403 01 00	1.00	SFD	1.00	1.00	1.00	\$26.68	\$26.68	
315 403 02 00	1.00	SFD	1.00	1.00	1.00	\$26.68	\$26.68	
315 403 03 00	1.00	SFD	1.00	1.00	1.00	\$26.68	\$26.68	
315 403 04 00	1.00	SFD	1.00	1.00	1.00	\$26.68	\$26.68	
315 403 05 00	1.00	SFD	1.00	1.00	1.00	\$26.68	\$26.68	
315 403 06 00	1.00	SFD	1.00	1.00	1.00	\$26.68	\$26.68	
315 403 07 00	1.00	SFD	1.00	1.00	1.00	\$26.68	\$26.68	
315 403 08 00	1.00	SFD	1.00	1.00	1.00	\$26.68	\$26.68	
315 403 09 00	1.00	SFD	1.00	1.00	1.00	\$26.68	\$26.68	
315 403 10 00	1.00	SFD	1.00	1.00	1.00	\$26.68	\$26.68	
315 403 11 00	1.00	SFD	1.00	1.00	1.00	\$26.68	\$26.68	
315 403 12 00	1.00	SFD	1.00	1.00	1.00	\$26.68	\$26.68	
315 403 13 00	1.00	SFD	1.00	1.00	1.00	\$26.68	\$26.68	
315 403 14 00	1.00	SFD	1.00	1.00	1.00	\$26.68	\$26.68	
315 403 15 00	1.00	SFD	1.00	1.00	1.00	\$26.68	\$26.68	
315 403 16 00	1.00	SFD	1.00	1.00	1.00	\$26.68	\$26.68	
315 403 17 00	1.00	SFD	1.00	1.00	1.00	\$26.68	\$26.68	
315 403 18 00	1.00	SFD	1.00	1.00	1.00	\$26.68	\$26.68	
315 403 19 00	1.00	SFD	1.00	1.00	1.00	\$26.68	\$26.68	
315 403 20 00	1.00	SFD	1.00	1.00	1.00	\$26.68	\$26.68	
315 403 21 00	1.00	SFD	1.00	1.00	1.00	\$26.68	\$26.68	
315 403 22 00	1.00	SFD	1.00	1.00	1.00	\$26.68	\$26.68	
315 403 23 00	1.00	SFD	1.00	1.00	1.00	\$26.68	\$26.68	
315 403 24 00	1.00	SFD	1.00	1.00	1.00	\$26.68	\$26.68	
315 403 25 00	1.00	SFD	1.00	1.00	1.00	\$26.68	\$26.68	
315 403 26 00	1.00	SFD	1.00	1.00	1.00	\$26.68	\$26.68	
315 403 27 00	1.00	SFD	1.00	1.00	1.00	\$26.68	\$26.68	
315 403 28 00	1.00	SFD	1.00	1.00	1.00	\$26.68	\$26.68	
315 403 29 00	1.00	SFD	1.00	1.00	1.00	\$26.68	\$26.68	
315 403 30 00	1.00	SFD	1.00	1.00	1.00	\$26.68	\$26.68	
315 403 31 00	1.00	SFD	1.00	1.00	1.00	\$26.68	\$26.68	
315 403 32 00	1.00	SFD	1.00	1.00	1.00	\$26.68	\$26.68	
315 403 33 00	1.00	SFD	1.00	1.00	1.00	\$26.68	\$26.68	
315 403 34 00	1.00	SFD	1.00	1.00	1.00	\$26.68	\$26.68	
315 403 35 00	1.00	SFD	1.00	1.00	1.00	\$26.68	\$26.68	
315 403 36 00	1.00	SFD	1.00	1.00	1.00	\$26.68	\$26.68	
315 403 37 00	1.00	SFD	1.00	1.00	1.00	\$26.68	\$26.68	
315 403 38 00	1.00	SFD	1.00	1.00	1.00	\$26.68	\$26.68	
315 403 39 00	1.00	SFD	1.00	1.00	1.00	\$26.68	\$26.68	
315 403 40 00	1.00	SFD	1.00	1.00	1.00	\$26.68	\$26.68	
315 403 41 00	1.00	SFD	1.00	1.00	1.00	\$26.68	\$26.68	
315 404 01 00	1.00	SFD	1.00	1.00	1.00	\$26.68	\$26.68	

EXHIBIT C - Assessment Roll (Fiscal Year 2027)

Peñasquitos East Maintenance Assessment District

Parcel Number	Acres/ Units ⁽¹⁾	Land Use ⁽²⁾	Assessment Factors		Total EBU's	Unit Cost (\$/EBU)	FY 2027 ⁽⁴⁾ Assessment	Owner Name
			Land Use ⁽²⁾	Benefit ⁽³⁾				
315 404 02 00	1.00	SFD	1.00	1.00	1.00	\$26.68	\$26.68	
315 404 03 00	1.00	SFD	1.00	1.00	1.00	\$26.68	\$26.68	
315 404 04 00	1.00	SFD	1.00	1.00	1.00	\$26.68	\$26.68	
315 404 05 00	1.00	SFD	1.00	1.00	1.00	\$26.68	\$26.68	
315 404 06 00	1.00	SFD	1.00	1.00	1.00	\$26.68	\$26.68	
315 404 07 00	1.00	SFD	1.00	1.00	1.00	\$26.68	\$26.68	
315 404 08 00	1.00	SFD	1.00	1.00	1.00	\$26.68	\$26.68	
315 404 09 00	1.00	SFD	1.00	1.00	1.00	\$26.68	\$26.68	
315 404 10 00	1.00	SFD	1.00	1.00	1.00	\$26.68	\$26.68	
315 404 11 00	1.00	SFD	1.00	1.00	1.00	\$26.68	\$26.68	
315 404 12 00	1.00	SFD	1.00	1.00	1.00	\$26.68	\$26.68	
315 404 13 00	1.00	SFD	1.00	1.00	1.00	\$26.68	\$26.68	
315 404 14 00	1.00	SFD	1.00	1.00	1.00	\$26.68	\$26.68	
315 404 15 00	1.00	SFD	1.00	1.00	1.00	\$26.68	\$26.68	
315 404 16 00	1.00	SFD	1.00	1.00	1.00	\$26.68	\$26.68	
315 404 17 00	1.00	SFD	1.00	1.00	1.00	\$26.68	\$26.68	
315 404 18 00	1.00	SFD	1.00	1.00	1.00	\$26.68	\$26.68	
315 404 19 00	1.00	SFD	1.00	1.00	1.00	\$26.68	\$26.68	
315 404 20 00	1.00	SFD	1.00	1.00	1.00	\$26.68	\$26.68	
315 404 21 00	1.00	SFD	1.00	1.00	1.00	\$26.68	\$26.68	
315 404 22 00	1.00	SFD	1.00	1.00	1.00	\$26.68	\$26.68	
315 404 23 00	1.00	SFD	1.00	1.00	1.00	\$26.68	\$26.68	
315 404 24 00	1.00	SFD	1.00	1.00	1.00	\$26.68	\$26.68	
315 404 25 00	1.00	SFD	1.00	1.00	1.00	\$26.68	\$26.68	
315 404 26 00	1.00	SFD	1.00	1.00	1.00	\$26.68	\$26.68	
315 404 27 00	1.00	SFD	1.00	1.00	1.00	\$26.68	\$26.68	
315 404 28 00	1.00	SFD	1.00	1.00	1.00	\$26.68	\$26.68	
315 404 29 00	1.00	SFD	1.00	1.00	1.00	\$26.68	\$26.68	
315 404 30 00	1.00	SFD	1.00	1.00	1.00	\$26.68	\$26.68	
315 404 31 00	1.00	SFD	1.00	1.00	1.00	\$26.68	\$26.68	
315 404 32 00	1.00	SFD	1.00	1.00	1.00	\$26.68	\$26.68	
315 405 01 00	1.00	SFD	1.00	1.00	1.00	\$26.68	\$26.68	
315 405 02 00	1.00	SFD	1.00	1.00	1.00	\$26.68	\$26.68	
315 405 03 00	1.00	SFD	1.00	1.00	1.00	\$26.68	\$26.68	
315 405 04 00	1.00	SFD	1.00	1.00	1.00	\$26.68	\$26.68	
315 405 05 00	1.00	SFD	1.00	1.00	1.00	\$26.68	\$26.68	
315 405 06 00	1.00	SFD	1.00	1.00	1.00	\$26.68	\$26.68	
315 405 07 00	1.00	SFD	1.00	1.00	1.00	\$26.68	\$26.68	
315 405 08 00	1.00	SFD	1.00	1.00	1.00	\$26.68	\$26.68	
315 405 09 00	1.00	SFD	1.00	1.00	1.00	\$26.68	\$26.68	
315 405 10 00	1.00	SFD	1.00	1.00	1.00	\$26.68	\$26.68	
315 405 11 00	1.00	SFD	1.00	1.00	1.00	\$26.68	\$26.68	
315 405 12 00	1.00	SFD	1.00	1.00	1.00	\$26.68	\$26.68	
315 405 13 00	1.00	SFD	1.00	1.00	1.00	\$26.68	\$26.68	
315 411 01 00	1.00	SFD	1.00	1.00	1.00	\$26.68	\$26.68	
315 411 02 00	1.00	SFD	1.00	1.00	1.00	\$26.68	\$26.68	
315 411 03 00	1.00	SFD	1.00	1.00	1.00	\$26.68	\$26.68	
315 411 04 00	1.00	SFD	1.00	1.00	1.00	\$26.68	\$26.68	
315 411 05 00	1.00	SFD	1.00	1.00	1.00	\$26.68	\$26.68	
315 411 06 00	1.00	SFD	1.00	1.00	1.00	\$26.68	\$26.68	
315 411 07 00	1.00	SFD	1.00	1.00	1.00	\$26.68	\$26.68	
315 411 08 00	1.00	SFD	1.00	1.00	1.00	\$26.68	\$26.68	
315 411 09 00	1.00	SFD	1.00	1.00	1.00	\$26.68	\$26.68	

EXHIBIT C - Assessment Roll (Fiscal Year 2027)

Peñasquitos East Maintenance Assessment District

Parcel Number	Acres/ Units ⁽¹⁾	Land Use ⁽²⁾	Assessment Factors		Total EBU	Unit Cost (\$/EBU)	FY 2027 ⁽⁴⁾ Assessment	Owner Name
			Land Use ⁽²⁾	Benefit ⁽³⁾				
315 411 10 00	1.00	SFD	1.00	1.00	1.00	\$26.68	\$26.68	
315 411 11 00	1.00	SFD	1.00	1.00	1.00	\$26.68	\$26.68	
315 411 12 00	1.00	SFD	1.00	1.00	1.00	\$26.68	\$26.68	
315 411 13 00	1.00	SFD	1.00	1.00	1.00	\$26.68	\$26.68	
315 411 14 00	1.00	SFD	1.00	1.00	1.00	\$26.68	\$26.68	
315 411 15 00	1.00	SFD	1.00	1.00	1.00	\$26.68	\$26.68	
315 411 16 00	1.00	SFD	1.00	1.00	1.00	\$26.68	\$26.68	
315 411 17 00	1.00	SFD	1.00	1.00	1.00	\$26.68	\$26.68	
315 411 18 00	1.00	SFD	1.00	1.00	1.00	\$26.68	\$26.68	
315 411 19 00	1.00	SFD	1.00	1.00	1.00	\$26.68	\$26.68	
315 411 20 00	1.00	SFD	1.00	1.00	1.00	\$26.68	\$26.68	
315 411 21 00	1.00	SFD	1.00	1.00	1.00	\$26.68	\$26.68	
315 411 22 00	1.00	SFD	1.00	1.00	1.00	\$26.68	\$26.68	
315 411 23 00	1.00	SFD	1.00	1.00	1.00	\$26.68	\$26.68	
315 411 24 00	1.00	SFD	1.00	1.00	1.00	\$26.68	\$26.68	
315 411 25 00	1.00	SFD	1.00	1.00	1.00	\$26.68	\$26.68	
315 411 26 00	1.00	SFD	1.00	1.00	1.00	\$26.68	\$26.68	
315 411 27 00	1.00	SFD	1.00	1.00	1.00	\$26.68	\$26.68	
315 411 28 00	1.00	SFD	1.00	1.00	1.00	\$26.68	\$26.68	
315 411 29 00	1.00	SFD	1.00	1.00	1.00	\$26.68	\$26.68	
315 411 30 00	1.00	SFD	1.00	1.00	1.00	\$26.68	\$26.68	
315 411 31 00	1.00	SFD	1.00	1.00	1.00	\$26.68	\$26.68	
315 411 32 00	1.00	SFD	1.00	1.00	1.00	\$26.68	\$26.68	
315 411 33 00	1.00	SFD	1.00	1.00	1.00	\$26.68	\$26.68	
315 411 34 00	1.00	SFD	1.00	1.00	1.00	\$26.68	\$26.68	
315 411 35 00	1.00	SFD	1.00	1.00	1.00	\$26.68	\$26.68	
315 411 36 00	1.00	SFD	1.00	1.00	1.00	\$26.68	\$26.68	
315 411 37 00	1.00	SFD	1.00	1.00	1.00	\$26.68	\$26.68	
315 411 38 00	1.00	SFD	1.00	1.00	1.00	\$26.68	\$26.68	
315 411 39 00	1.00	SFD	1.00	1.00	1.00	\$26.68	\$26.68	
315 412 01 00	1.00	SFD	1.00	1.00	1.00	\$26.68	\$26.68	
315 412 02 00	1.00	SFD	1.00	1.00	1.00	\$26.68	\$26.68	
315 412 03 00	1.00	SFD	1.00	1.00	1.00	\$26.68	\$26.68	
315 412 04 00	1.00	SFD	1.00	1.00	1.00	\$26.68	\$26.68	
315 412 05 00	1.00	SFD	1.00	1.00	1.00	\$26.68	\$26.68	
315 412 06 00	1.00	SFD	1.00	1.00	1.00	\$26.68	\$26.68	
315 412 07 00	1.00	SFD	1.00	1.00	1.00	\$26.68	\$26.68	
315 412 08 00	1.00	SFD	1.00	1.00	1.00	\$26.68	\$26.68	
315 412 09 00	1.00	SFD	1.00	1.00	1.00	\$26.68	\$26.68	
315 412 10 00	1.00	SFD	1.00	1.00	1.00	\$26.68	\$26.68	
315 412 11 00	1.00	SFD	1.00	1.00	1.00	\$26.68	\$26.68	
315 412 12 00	1.00	SFD	1.00	1.00	1.00	\$26.68	\$26.68	
315 412 13 00	1.00	SFD	1.00	1.00	1.00	\$26.68	\$26.68	
315 412 14 00	1.00	SFD	1.00	1.00	1.00	\$26.68	\$26.68	
315 412 15 00	1.00	SFD	1.00	1.00	1.00	\$26.68	\$26.68	
315 412 16 00	1.00	SFD	1.00	1.00	1.00	\$26.68	\$26.68	
315 412 17 00	1.00	SFD	1.00	1.00	1.00	\$26.68	\$26.68	
315 412 18 00	1.00	SFD	1.00	1.00	1.00	\$26.68	\$26.68	
315 412 19 00	1.00	SFD	1.00	1.00	1.00	\$26.68	\$26.68	
315 412 20 00	1.00	SFD	1.00	1.00	1.00	\$26.68	\$26.68	
315 412 21 00	1.00	SFD	1.00	1.00	1.00	\$26.68	\$26.68	
315 412 22 00	1.00	SFD	1.00	1.00	1.00	\$26.68	\$26.68	
315 412 23 00	1.00	SFD	1.00	1.00	1.00	\$26.68	\$26.68	

EXHIBIT C - Assessment Roll (Fiscal Year 2027)

Peñasquitos East Maintenance Assessment District

Parcel Number	Acres/ Units ⁽¹⁾	Land Use ⁽²⁾	Assessment Factors		Total EBU's	Unit Cost (\$/EBU)	FY 2027 ⁽⁴⁾ Assessment	Owner Name
			Land Use ⁽²⁾	Benefit ⁽³⁾				
315 412 24 00	1.00	SFD	1.00	1.00	1.00	\$26.68	\$26.68	
315 412 25 00	1.00	SFD	1.00	1.00	1.00	\$26.68	\$26.68	
315 412 26 00	1.00	SFD	1.00	1.00	1.00	\$26.68	\$26.68	
315 412 27 00	1.00	SFD	1.00	1.00	1.00	\$26.68	\$26.68	
315 412 28 00	1.00	SFD	1.00	1.00	1.00	\$26.68	\$26.68	
315 412 29 00	1.00	SFD	1.00	1.00	1.00	\$26.68	\$26.68	
315 412 30 00	1.00	SFD	1.00	1.00	1.00	\$26.68	\$26.68	
315 412 31 00	1.00	SFD	1.00	1.00	1.00	\$26.68	\$26.68	
315 412 32 00	1.00	SFD	1.00	1.00	1.00	\$26.68	\$26.68	
315 412 33 00	1.00	SFD	1.00	1.00	1.00	\$26.68	\$26.68	
315 412 34 00	1.00	SFD	1.00	1.00	1.00	\$26.68	\$26.68	
315 412 35 00	1.00	SFD	1.00	1.00	1.00	\$26.68	\$26.68	
315 412 36 00	1.00	SFD	1.00	1.00	1.00	\$26.68	\$26.68	
315 412 37 00	1.00	SFD	1.00	1.00	1.00	\$26.68	\$26.68	
315 412 38 00	1.00	SFD	1.00	1.00	1.00	\$26.68	\$26.68	
315 412 39 00	1.00	SFD	1.00	1.00	1.00	\$26.68	\$26.68	
315 412 40 00	1.00	SFD	1.00	1.00	1.00	\$26.68	\$26.68	
315 412 41 00	1.00	SFD	1.00	1.00	1.00	\$26.68	\$26.68	
315 412 42 00	1.00	SFD	1.00	1.00	1.00	\$26.68	\$26.68	
315 412 43 00	1.00	SFD	1.00	1.00	1.00	\$26.68	\$26.68	
315 412 44 00	1.00	SFD	1.00	1.00	1.00	\$26.68	\$26.68	
315 412 45 00	1.00	SFD	1.00	1.00	1.00	\$26.68	\$26.68	
315 412 46 00	1.00	SFD	1.00	1.00	1.00	\$26.68	\$26.68	
315 412 47 00	1.00	SFD	1.00	1.00	1.00	\$26.68	\$26.68	
315 412 48 00	1.00	SFD	1.00	1.00	1.00	\$26.68	\$26.68	
315 421 01 00	1.00	SFD	1.00	1.00	1.00	\$26.68	\$26.68	
315 421 02 00	1.00	SFD	1.00	1.00	1.00	\$26.68	\$26.68	
315 421 03 00	1.00	SFD	1.00	1.00	1.00	\$26.68	\$26.68	
315 421 04 00	1.00	SFD	1.00	1.00	1.00	\$26.68	\$26.68	
315 421 05 00	1.00	SFD	1.00	1.00	1.00	\$26.68	\$26.68	
315 421 06 00	1.00	SFD	1.00	1.00	1.00	\$26.68	\$26.68	
315 421 07 00	1.00	SFD	1.00	1.00	1.00	\$26.68	\$26.68	
315 421 08 00	1.00	SFD	1.00	1.00	1.00	\$26.68	\$26.68	
315 421 09 00	1.00	SFD	1.00	1.00	1.00	\$26.68	\$26.68	
315 421 10 00	1.00	SFD	1.00	1.00	1.00	\$26.68	\$26.68	
315 421 11 00	1.00	SFD	1.00	1.00	1.00	\$26.68	\$26.68	
315 421 12 00	1.00	SFD	1.00	1.00	1.00	\$26.68	\$26.68	
315 421 13 00	1.00	SFD	1.00	1.00	1.00	\$26.68	\$26.68	
315 421 14 00	1.00	SFD	1.00	1.00	1.00	\$26.68	\$26.68	
315 421 15 00	1.00	SFD	1.00	1.00	1.00	\$26.68	\$26.68	
315 421 16 00	1.00	SFD	1.00	1.00	1.00	\$26.68	\$26.68	
315 421 17 00	1.00	SFD	1.00	1.00	1.00	\$26.68	\$26.68	
315 421 18 00	1.00	SFD	1.00	1.00	1.00	\$26.68	\$26.68	
315 421 19 00	1.00	SFD	1.00	1.00	1.00	\$26.68	\$26.68	
315 421 20 00	1.00	SFD	1.00	1.00	1.00	\$26.68	\$26.68	
315 421 21 00	1.00	SFD	1.00	1.00	1.00	\$26.68	\$26.68	
315 421 22 00	1.00	SFD	1.00	1.00	1.00	\$26.68	\$26.68	
315 421 23 00	1.00	SFD	1.00	1.00	1.00	\$26.68	\$26.68	
315 421 24 00	1.00	SFD	1.00	1.00	1.00	\$26.68	\$26.68	
315 421 25 00	1.00	SFD	1.00	1.00	1.00	\$26.68	\$26.68	
315 421 26 00	1.00	SFD	1.00	1.00	1.00	\$26.68	\$26.68	
315 421 27 00	1.00	SFD	1.00	1.00	1.00	\$26.68	\$26.68	
315 421 28 00	1.00	SFD	1.00	1.00	1.00	\$26.68	\$26.68	

EXHIBIT C - Assessment Roll (Fiscal Year 2027)

Peñasquitos East Maintenance Assessment District

Parcel Number	Acres/ Units ⁽¹⁾	Land Use ⁽²⁾	Assessment Factors		Total EBU's	Unit Cost (\$/EBU)	FY 2027 ⁽⁴⁾ Assessment	Owner Name
			Land Use ⁽²⁾	Benefit ⁽³⁾				
315 421 29 00	1.00	SFD	1.00	1.00	1.00	\$26.68	\$26.68	
315 421 30 00	1.00	SFD	1.00	1.00	1.00	\$26.68	\$26.68	
315 421 31 00	1.00	SFD	1.00	1.00	1.00	\$26.68	\$26.68	
315 421 32 00	1.00	SFD	1.00	1.00	1.00	\$26.68	\$26.68	
315 421 33 00	1.00	SFD	1.00	1.00	1.00	\$26.68	\$26.68	
315 421 34 00	1.00	SFD	1.00	1.00	1.00	\$26.68	\$26.68	
315 421 35 00	1.00	SFD	1.00	1.00	1.00	\$26.68	\$26.68	
315 421 36 00	1.00	SFD	1.00	1.00	1.00	\$26.68	\$26.68	
315 421 37 00	1.00	SFD	1.00	1.00	1.00	\$26.68	\$26.68	
315 421 38 00	1.00	SFD	1.00	1.00	1.00	\$26.68	\$26.68	
315 421 39 00	1.00	SFD	1.00	1.00	1.00	\$26.68	\$26.68	
315 421 40 00	1.00	SFD	1.00	1.00	1.00	\$26.68	\$26.68	
315 422 01 00	1.00	SFD	1.00	1.00	1.00	\$26.68	\$26.68	
315 422 02 00	1.00	SFD	1.00	1.00	1.00	\$26.68	\$26.68	
315 422 03 00	1.00	SFD	1.00	1.00	1.00	\$26.68	\$26.68	
315 422 04 00	1.00	SFD	1.00	1.00	1.00	\$26.68	\$26.68	
315 422 05 00	1.00	SFD	1.00	1.00	1.00	\$26.68	\$26.68	
315 422 06 00	1.00	SFD	1.00	1.00	1.00	\$26.68	\$26.68	
315 422 07 00	1.00	SFD	1.00	1.00	1.00	\$26.68	\$26.68	
315 422 08 00	1.00	SFD	1.00	1.00	1.00	\$26.68	\$26.68	
315 422 09 00	1.00	SFD	1.00	1.00	1.00	\$26.68	\$26.68	
315 422 10 00	1.00	SFD	1.00	1.00	1.00	\$26.68	\$26.68	
315 422 11 00	1.00	SFD	1.00	1.00	1.00	\$26.68	\$26.68	
315 422 12 00	1.00	SFD	1.00	1.00	1.00	\$26.68	\$26.68	
315 422 13 00	1.00	SFD	1.00	1.00	1.00	\$26.68	\$26.68	
315 422 14 00	1.00	SFD	1.00	1.00	1.00	\$26.68	\$26.68	
315 422 15 00	1.00	SFD	1.00	1.00	1.00	\$26.68	\$26.68	
315 422 16 00	1.00	SFD	1.00	1.00	1.00	\$26.68	\$26.68	
315 422 17 00	1.00	SFD	1.00	1.00	1.00	\$26.68	\$26.68	
315 422 18 00	1.00	SFD	1.00	1.00	1.00	\$26.68	\$26.68	
315 422 19 00	1.00	SFD	1.00	1.00	1.00	\$26.68	\$26.68	
315 422 20 00	1.00	SFD	1.00	1.00	1.00	\$26.68	\$26.68	
315 422 21 00	1.00	SFD	1.00	1.00	1.00	\$26.68	\$26.68	
315 422 22 00	1.00	SFD	1.00	1.00	1.00	\$26.68	\$26.68	
315 422 23 00	1.00	SFD	1.00	1.00	1.00	\$26.68	\$26.68	
315 422 24 00	1.00	SFD	1.00	1.00	1.00	\$26.68	\$26.68	
315 422 25 00	1.00	SFD	1.00	1.00	1.00	\$26.68	\$26.68	
315 422 26 00	1.00	SFD	1.00	1.00	1.00	\$26.68	\$26.68	
315 422 27 00	1.00	SFD	1.00	1.00	1.00	\$26.68	\$26.68	
315 422 28 00	1.00	SFD	1.00	1.00	1.00	\$26.68	\$26.68	
315 422 29 00	1.00	SFD	1.00	1.00	1.00	\$26.68	\$26.68	
315 422 30 00	1.00	SFD	1.00	1.00	1.00	\$26.68	\$26.68	
315 422 31 00	1.00	SFD	1.00	1.00	1.00	\$26.68	\$26.68	
315 422 32 00	1.00	SFD	1.00	1.00	1.00	\$26.68	\$26.68	
315 422 33 00	1.00	SFD	1.00	1.00	1.00	\$26.68	\$26.68	
315 422 34 00	1.00	SFD	1.00	1.00	1.00	\$26.68	\$26.68	
315 422 35 00	1.00	SFD	1.00	1.00	1.00	\$26.68	\$26.68	
315 422 36 00	1.00	SFD	1.00	1.00	1.00	\$26.68	\$26.68	
315 422 37 00	1.00	SFD	1.00	1.00	1.00	\$26.68	\$26.68	
315 422 38 00	1.00	SFD	1.00	1.00	1.00	\$26.68	\$26.68	
315 422 39 00	1.00	SFD	1.00	1.00	1.00	\$26.68	\$26.68	
315 422 40 00	1.00	SFD	1.00	1.00	1.00	\$26.68	\$26.68	
315 422 41 00	1.00	SFD	1.00	1.00	1.00	\$26.68	\$26.68	

EXHIBIT C - Assessment Roll (Fiscal Year 2027)

Peñasquitos East Maintenance Assessment District

Parcel Number	Acres/ Units ⁽¹⁾	Land Use ⁽²⁾	Assessment Factors		Total EBU	Unit Cost (\$/EBU)	FY 2027 ⁽⁴⁾ Assessment	Owner Name
			Land Use ⁽²⁾	Benefit ⁽³⁾				
315 423 01 00	19.74	PKU	0.50	0.30	2.96	\$26.68	\$79.00	
315 423 02 00	28.27	OSP	0.00	0.30	0.00	\$26.68	\$0.00	
315 423 03 00	8.53	OSP	0.00	0.30	0.00	\$26.68	\$0.00	
315 490 10 00	1.19	FPS	15.00	0.60	10.71	\$26.68	\$285.74	
315 490 30 00	3.36	PST	15.00	0.60	30.24	\$26.68	\$806.80	
315 490 34 00	0.86	COM	45.00	0.60	23.22	\$26.68	\$619.50	
315 490 35 00	0.97	COM	45.00	0.60	26.19	\$26.68	\$698.74	
315 490 36 00	1.49	COM	45.00	0.60	40.23	\$26.68	\$1,073.34	
315 490 42 00	2.72	OSP	0.00	0.30	0.00	\$26.68	\$0.00	
315 490 43 00	1.76	OSP	0.00	0.30	0.00	\$26.68	\$0.00	
315 521 01 01	1.00	CND	0.70	1.00	0.70	\$26.68	\$18.68	
315 521 01 02	1.00	CND	0.70	1.00	0.70	\$26.68	\$18.68	
315 521 01 03	1.00	CND	0.70	1.00	0.70	\$26.68	\$18.68	
315 521 01 04	1.00	CND	0.70	1.00	0.70	\$26.68	\$18.68	
315 521 01 05	1.00	CND	0.70	1.00	0.70	\$26.68	\$18.68	
315 521 01 06	1.00	CND	0.70	1.00	0.70	\$26.68	\$18.68	
315 521 01 07	1.00	CND	0.70	1.00	0.70	\$26.68	\$18.68	
315 521 01 08	1.00	CND	0.70	1.00	0.70	\$26.68	\$18.68	
315 521 01 09	1.00	CND	0.70	1.00	0.70	\$26.68	\$18.68	
315 521 01 10	1.00	CND	0.70	1.00	0.70	\$26.68	\$18.68	
315 521 01 11	1.00	CND	0.70	1.00	0.70	\$26.68	\$18.68	
315 521 01 12	1.00	CND	0.70	1.00	0.70	\$26.68	\$18.68	
315 521 01 13	1.00	CND	0.70	1.00	0.70	\$26.68	\$18.68	
315 521 01 14	1.00	CND	0.70	1.00	0.70	\$26.68	\$18.68	
315 521 01 15	1.00	CND	0.70	1.00	0.70	\$26.68	\$18.68	
315 521 01 16	1.00	CND	0.70	1.00	0.70	\$26.68	\$18.68	
315 521 01 17	1.00	CND	0.70	1.00	0.70	\$26.68	\$18.68	
315 521 01 18	1.00	CND	0.70	1.00	0.70	\$26.68	\$18.68	
315 521 01 19	1.00	CND	0.70	1.00	0.70	\$26.68	\$18.68	
315 521 01 20	1.00	CND	0.70	1.00	0.70	\$26.68	\$18.68	
315 521 01 21	1.00	CND	0.70	1.00	0.70	\$26.68	\$18.68	
315 521 01 22	1.00	CND	0.70	1.00	0.70	\$26.68	\$18.68	
315 521 01 23	1.00	CND	0.70	1.00	0.70	\$26.68	\$18.68	
315 521 01 24	1.00	CND	0.70	1.00	0.70	\$26.68	\$18.68	
315 521 01 25	1.00	CND	0.70	1.00	0.70	\$26.68	\$18.68	
315 521 01 26	1.00	CND	0.70	1.00	0.70	\$26.68	\$18.68	
315 521 01 27	1.00	CND	0.70	1.00	0.70	\$26.68	\$18.68	
315 521 01 28	1.00	CND	0.70	1.00	0.70	\$26.68	\$18.68	
315 521 01 29	1.00	CND	0.70	1.00	0.70	\$26.68	\$18.68	
315 521 01 30	1.00	CND	0.70	1.00	0.70	\$26.68	\$18.68	
315 521 01 31	1.00	CND	0.70	1.00	0.70	\$26.68	\$18.68	
315 521 01 32	1.00	CND	0.70	1.00	0.70	\$26.68	\$18.68	
315 521 01 33	1.00	CND	0.70	1.00	0.70	\$26.68	\$18.68	
315 521 01 34	1.00	CND	0.70	1.00	0.70	\$26.68	\$18.68	
315 521 01 35	1.00	CND	0.70	1.00	0.70	\$26.68	\$18.68	
315 521 01 36	1.00	CND	0.70	1.00	0.70	\$26.68	\$18.68	
315 521 01 37	1.00	CND	0.70	1.00	0.70	\$26.68	\$18.68	
315 521 01 38	1.00	CND	0.70	1.00	0.70	\$26.68	\$18.68	
315 521 01 39	1.00	CND	0.70	1.00	0.70	\$26.68	\$18.68	
315 521 01 40	1.00	CND	0.70	1.00	0.70	\$26.68	\$18.68	
315 521 01 41	1.00	CND	0.70	1.00	0.70	\$26.68	\$18.68	
315 521 01 42	1.00	CND	0.70	1.00	0.70	\$26.68	\$18.68	
315 521 01 43	1.00	CND	0.70	1.00	0.70	\$26.68	\$18.68	

EXHIBIT C - Assessment Roll (Fiscal Year 2027)
Peñasquitos East Maintenance Assessment District

Parcel Number	Acres/ Units ⁽¹⁾	Land Use ⁽²⁾	Assessment Factors		Total EBU's	Unit Cost (\$/EBU)	FY 2027 ⁽⁴⁾ Assessment	Owner Name
			Land Use ⁽²⁾	Benefit ⁽³⁾				
315 521 01 44	1.00	CND	0.70	1.00	0.70	\$26.68	\$18.68	
315 521 01 45	1.00	CND	0.70	1.00	0.70	\$26.68	\$18.68	
315 521 01 46	1.00	CND	0.70	1.00	0.70	\$26.68	\$18.68	
315 521 01 47	1.00	CND	0.70	1.00	0.70	\$26.68	\$18.68	
315 521 01 48	1.00	CND	0.70	1.00	0.70	\$26.68	\$18.68	
315 521 01 49	1.00	CND	0.70	1.00	0.70	\$26.68	\$18.68	
315 521 01 50	1.00	CND	0.70	1.00	0.70	\$26.68	\$18.68	
315 521 01 51	1.00	CND	0.70	1.00	0.70	\$26.68	\$18.68	
315 521 01 52	1.00	CND	0.70	1.00	0.70	\$26.68	\$18.68	
315 521 01 53	1.00	CND	0.70	1.00	0.70	\$26.68	\$18.68	
315 521 01 54	1.00	CND	0.70	1.00	0.70	\$26.68	\$18.68	
315 521 01 55	1.00	CND	0.70	1.00	0.70	\$26.68	\$18.68	
315 521 01 56	1.00	CND	0.70	1.00	0.70	\$26.68	\$18.68	
315 521 02 01	1.00	CND	0.70	1.00	0.70	\$26.68	\$18.68	
315 521 02 02	1.00	CND	0.70	1.00	0.70	\$26.68	\$18.68	
315 521 02 03	1.00	CND	0.70	1.00	0.70	\$26.68	\$18.68	
315 521 02 04	1.00	CND	0.70	1.00	0.70	\$26.68	\$18.68	
315 521 02 05	1.00	CND	0.70	1.00	0.70	\$26.68	\$18.68	
315 521 02 06	1.00	CND	0.70	1.00	0.70	\$26.68	\$18.68	
315 521 02 07	1.00	CND	0.70	1.00	0.70	\$26.68	\$18.68	
315 521 02 08	1.00	CND	0.70	1.00	0.70	\$26.68	\$18.68	
315 521 02 09	1.00	CND	0.70	1.00	0.70	\$26.68	\$18.68	
315 521 02 10	1.00	CND	0.70	1.00	0.70	\$26.68	\$18.68	
315 521 02 11	1.00	CND	0.70	1.00	0.70	\$26.68	\$18.68	
315 521 02 12	1.00	CND	0.70	1.00	0.70	\$26.68	\$18.68	
315 521 02 13	1.00	CND	0.70	1.00	0.70	\$26.68	\$18.68	
315 521 02 14	1.00	CND	0.70	1.00	0.70	\$26.68	\$18.68	
315 521 02 15	1.00	CND	0.70	1.00	0.70	\$26.68	\$18.68	
315 521 02 16	1.00	CND	0.70	1.00	0.70	\$26.68	\$18.68	
315 521 02 17	1.00	CND	0.70	1.00	0.70	\$26.68	\$18.68	
315 521 02 18	1.00	CND	0.70	1.00	0.70	\$26.68	\$18.68	
315 521 02 19	1.00	CND	0.70	1.00	0.70	\$26.68	\$18.68	
315 521 02 20	1.00	CND	0.70	1.00	0.70	\$26.68	\$18.68	
315 521 02 21	1.00	CND	0.70	1.00	0.70	\$26.68	\$18.68	
315 521 02 22	1.00	CND	0.70	1.00	0.70	\$26.68	\$18.68	
315 521 02 23	1.00	CND	0.70	1.00	0.70	\$26.68	\$18.68	
315 521 02 24	1.00	CND	0.70	1.00	0.70	\$26.68	\$18.68	
315 521 02 25	1.00	CND	0.70	1.00	0.70	\$26.68	\$18.68	
315 521 02 26	1.00	CND	0.70	1.00	0.70	\$26.68	\$18.68	
315 521 02 27	1.00	CND	0.70	1.00	0.70	\$26.68	\$18.68	
315 521 02 28	1.00	CND	0.70	1.00	0.70	\$26.68	\$18.68	
315 521 02 29	1.00	CND	0.70	1.00	0.70	\$26.68	\$18.68	
315 521 02 30	1.00	CND	0.70	1.00	0.70	\$26.68	\$18.68	
315 521 02 31	1.00	CND	0.70	1.00	0.70	\$26.68	\$18.68	
315 521 02 32	1.00	CND	0.70	1.00	0.70	\$26.68	\$18.68	
315 521 02 33	1.00	CND	0.70	1.00	0.70	\$26.68	\$18.68	
315 521 02 34	1.00	CND	0.70	1.00	0.70	\$26.68	\$18.68	
315 521 02 35	1.00	CND	0.70	1.00	0.70	\$26.68	\$18.68	
315 521 02 36	1.00	CND	0.70	1.00	0.70	\$26.68	\$18.68	
315 521 02 37	1.00	CND	0.70	1.00	0.70	\$26.68	\$18.68	
315 521 02 38	1.00	CND	0.70	1.00	0.70	\$26.68	\$18.68	
315 521 02 39	1.00	CND	0.70	1.00	0.70	\$26.68	\$18.68	
315 521 02 40	1.00	CND	0.70	1.00	0.70	\$26.68	\$18.68	

EXHIBIT C - Assessment Roll (Fiscal Year 2027)

Peñasquitos East Maintenance Assessment District

Parcel Number	Acres/ Units ⁽¹⁾	Land Use ⁽²⁾	Assessment Factors		Total EBU's	Unit Cost (\$/EBU)	FY 2027 ⁽⁴⁾ Assessment	Owner Name
			Land Use ⁽²⁾	Benefit ⁽³⁾				
315 521 02 41	1.00	CND	0.70	1.00	0.70	\$26.68	\$18.68	
315 521 02 42	1.00	CND	0.70	1.00	0.70	\$26.68	\$18.68	
315 521 02 43	1.00	CND	0.70	1.00	0.70	\$26.68	\$18.68	
315 521 02 44	1.00	CND	0.70	1.00	0.70	\$26.68	\$18.68	
315 521 02 45	1.00	CND	0.70	1.00	0.70	\$26.68	\$18.68	
315 521 02 46	1.00	CND	0.70	1.00	0.70	\$26.68	\$18.68	
315 521 02 47	1.00	CND	0.70	1.00	0.70	\$26.68	\$18.68	
315 521 02 48	1.00	CND	0.70	1.00	0.70	\$26.68	\$18.68	
315 521 02 49	1.00	CND	0.70	1.00	0.70	\$26.68	\$18.68	
315 521 02 50	1.00	CND	0.70	1.00	0.70	\$26.68	\$18.68	
315 521 02 51	1.00	CND	0.70	1.00	0.70	\$26.68	\$18.68	
315 521 02 52	1.00	CND	0.70	1.00	0.70	\$26.68	\$18.68	
315 521 02 53	1.00	CND	0.70	1.00	0.70	\$26.68	\$18.68	
315 521 02 54	1.00	CND	0.70	1.00	0.70	\$26.68	\$18.68	
315 521 02 55	1.00	CND	0.70	1.00	0.70	\$26.68	\$18.68	
315 521 02 56	1.00	CND	0.70	1.00	0.70	\$26.68	\$18.68	
315 521 03 01	1.00	CND	0.70	1.00	0.70	\$26.68	\$18.68	
315 521 03 02	1.00	CND	0.70	1.00	0.70	\$26.68	\$18.68	
315 521 03 03	1.00	CND	0.70	1.00	0.70	\$26.68	\$18.68	
315 521 03 04	1.00	CND	0.70	1.00	0.70	\$26.68	\$18.68	
315 521 03 05	1.00	CND	0.70	1.00	0.70	\$26.68	\$18.68	
315 521 03 06	1.00	CND	0.70	1.00	0.70	\$26.68	\$18.68	
315 521 03 07	1.00	CND	0.70	1.00	0.70	\$26.68	\$18.68	
315 521 03 08	1.00	CND	0.70	1.00	0.70	\$26.68	\$18.68	
315 521 03 09	1.00	CND	0.70	1.00	0.70	\$26.68	\$18.68	
315 521 03 10	1.00	CND	0.70	1.00	0.70	\$26.68	\$18.68	
315 521 03 11	1.00	CND	0.70	1.00	0.70	\$26.68	\$18.68	
315 521 03 12	1.00	CND	0.70	1.00	0.70	\$26.68	\$18.68	
315 521 03 13	1.00	CND	0.70	1.00	0.70	\$26.68	\$18.68	
315 521 03 14	1.00	CND	0.70	1.00	0.70	\$26.68	\$18.68	
315 521 03 15	1.00	CND	0.70	1.00	0.70	\$26.68	\$18.68	
315 521 03 16	1.00	CND	0.70	1.00	0.70	\$26.68	\$18.68	
315 521 03 17	1.00	CND	0.70	1.00	0.70	\$26.68	\$18.68	
315 521 03 18	1.00	CND	0.70	1.00	0.70	\$26.68	\$18.68	
315 521 03 19	1.00	CND	0.70	1.00	0.70	\$26.68	\$18.68	
315 521 03 20	1.00	CND	0.70	1.00	0.70	\$26.68	\$18.68	
315 521 03 21	1.00	CND	0.70	1.00	0.70	\$26.68	\$18.68	
315 521 03 22	1.00	CND	0.70	1.00	0.70	\$26.68	\$18.68	
315 521 03 23	1.00	CND	0.70	1.00	0.70	\$26.68	\$18.68	
315 521 03 24	1.00	CND	0.70	1.00	0.70	\$26.68	\$18.68	
315 521 03 25	1.00	CND	0.70	1.00	0.70	\$26.68	\$18.68	
315 521 03 26	1.00	CND	0.70	1.00	0.70	\$26.68	\$18.68	
315 521 03 27	1.00	CND	0.70	1.00	0.70	\$26.68	\$18.68	
315 521 03 28	1.00	CND	0.70	1.00	0.70	\$26.68	\$18.68	
315 521 03 29	1.00	CND	0.70	1.00	0.70	\$26.68	\$18.68	
315 521 03 30	1.00	CND	0.70	1.00	0.70	\$26.68	\$18.68	
315 521 03 31	1.00	CND	0.70	1.00	0.70	\$26.68	\$18.68	
315 521 03 32	1.00	CND	0.70	1.00	0.70	\$26.68	\$18.68	
315 521 03 33	1.00	CND	0.70	1.00	0.70	\$26.68	\$18.68	
315 521 03 34	1.00	CND	0.70	1.00	0.70	\$26.68	\$18.68	
315 521 03 35	1.00	CND	0.70	1.00	0.70	\$26.68	\$18.68	
315 521 03 36	1.00	CND	0.70	1.00	0.70	\$26.68	\$18.68	
315 521 03 37	1.00	CND	0.70	1.00	0.70	\$26.68	\$18.68	

EXHIBIT C - Assessment Roll (Fiscal Year 2027)

Peñasquitos East Maintenance Assessment District

Parcel Number	Acres/ Units ⁽¹⁾	Land Use ⁽²⁾	Assessment Factors		Total EBU's	Unit Cost (\$/EBU)	FY 2027 ⁽⁴⁾ Assessment	Owner Name
			Land Use ⁽²⁾	Benefit ⁽³⁾				
315 521 03 38	1.00	CND	0.70	1.00	0.70	\$26.68	\$18.68	
315 521 03 39	1.00	CND	0.70	1.00	0.70	\$26.68	\$18.68	
315 521 03 40	1.00	CND	0.70	1.00	0.70	\$26.68	\$18.68	
315 521 03 41	1.00	CND	0.70	1.00	0.70	\$26.68	\$18.68	
315 521 03 42	1.00	CND	0.70	1.00	0.70	\$26.68	\$18.68	
315 521 03 43	1.00	CND	0.70	1.00	0.70	\$26.68	\$18.68	
315 521 03 44	1.00	CND	0.70	1.00	0.70	\$26.68	\$18.68	
315 521 03 45	1.00	CND	0.70	1.00	0.70	\$26.68	\$18.68	
315 521 03 46	1.00	CND	0.70	1.00	0.70	\$26.68	\$18.68	
315 521 03 47	1.00	CND	0.70	1.00	0.70	\$26.68	\$18.68	
315 521 03 48	1.00	CND	0.70	1.00	0.70	\$26.68	\$18.68	
315 521 03 49	1.00	CND	0.70	1.00	0.70	\$26.68	\$18.68	
315 521 03 50	1.00	CND	0.70	1.00	0.70	\$26.68	\$18.68	
315 521 03 51	1.00	CND	0.70	1.00	0.70	\$26.68	\$18.68	
315 521 03 52	1.00	CND	0.70	1.00	0.70	\$26.68	\$18.68	
315 521 04 01	1.00	CND	0.70	1.00	0.70	\$26.68	\$18.68	
315 521 04 02	1.00	CND	0.70	1.00	0.70	\$26.68	\$18.68	
315 521 04 03	1.00	CND	0.70	1.00	0.70	\$26.68	\$18.68	
315 521 04 04	1.00	CND	0.70	1.00	0.70	\$26.68	\$18.68	
315 521 04 05	1.00	CND	0.70	1.00	0.70	\$26.68	\$18.68	
315 521 04 06	1.00	CND	0.70	1.00	0.70	\$26.68	\$18.68	
315 521 04 07	1.00	CND	0.70	1.00	0.70	\$26.68	\$18.68	
315 521 04 08	1.00	CND	0.70	1.00	0.70	\$26.68	\$18.68	
315 521 04 09	1.00	CND	0.70	1.00	0.70	\$26.68	\$18.68	
315 521 04 10	1.00	CND	0.70	1.00	0.70	\$26.68	\$18.68	
315 521 04 11	1.00	CND	0.70	1.00	0.70	\$26.68	\$18.68	
315 521 04 12	1.00	CND	0.70	1.00	0.70	\$26.68	\$18.68	
315 521 04 13	1.00	CND	0.70	1.00	0.70	\$26.68	\$18.68	
315 521 04 14	1.00	CND	0.70	1.00	0.70	\$26.68	\$18.68	
315 521 04 15	1.00	CND	0.70	1.00	0.70	\$26.68	\$18.68	
315 521 04 16	1.00	CND	0.70	1.00	0.70	\$26.68	\$18.68	
315 521 04 17	1.00	CND	0.70	1.00	0.70	\$26.68	\$18.68	
315 521 04 18	1.00	CND	0.70	1.00	0.70	\$26.68	\$18.68	
315 521 04 19	1.00	CND	0.70	1.00	0.70	\$26.68	\$18.68	
315 521 04 20	1.00	CND	0.70	1.00	0.70	\$26.68	\$18.68	
315 521 04 21	1.00	CND	0.70	1.00	0.70	\$26.68	\$18.68	
315 521 04 22	1.00	CND	0.70	1.00	0.70	\$26.68	\$18.68	
315 521 04 23	1.00	CND	0.70	1.00	0.70	\$26.68	\$18.68	
315 521 04 24	1.00	CND	0.70	1.00	0.70	\$26.68	\$18.68	
315 521 04 25	1.00	CND	0.70	1.00	0.70	\$26.68	\$18.68	
315 521 04 26	1.00	CND	0.70	1.00	0.70	\$26.68	\$18.68	
315 521 04 27	1.00	CND	0.70	1.00	0.70	\$26.68	\$18.68	
315 521 04 28	1.00	CND	0.70	1.00	0.70	\$26.68	\$18.68	
315 521 04 29	1.00	CND	0.70	1.00	0.70	\$26.68	\$18.68	
315 521 04 30	1.00	CND	0.70	1.00	0.70	\$26.68	\$18.68	
315 521 04 31	1.00	CND	0.70	1.00	0.70	\$26.68	\$18.68	
315 521 04 32	1.00	CND	0.70	1.00	0.70	\$26.68	\$18.68	
315 521 04 33	1.00	CND	0.70	1.00	0.70	\$26.68	\$18.68	
315 521 04 34	1.00	CND	0.70	1.00	0.70	\$26.68	\$18.68	
315 521 04 35	1.00	CND	0.70	1.00	0.70	\$26.68	\$18.68	
315 521 04 36	1.00	CND	0.70	1.00	0.70	\$26.68	\$18.68	
315 521 04 37	1.00	CND	0.70	1.00	0.70	\$26.68	\$18.68	
315 521 04 38	1.00	CND	0.70	1.00	0.70	\$26.68	\$18.68	

EXHIBIT C - Assessment Roll (Fiscal Year 2027)

Peñasquitos East Maintenance Assessment District

Parcel Number	Acres/ Units ⁽¹⁾	Land Use ⁽²⁾	Assessment Factors		Total EBU's	Unit Cost (\$/EBU)	FY 2027 ⁽⁴⁾ Assessment	Owner Name
			Land Use ⁽²⁾	Benefit ⁽³⁾				
315 521 04 39	1.00	CND	0.70	1.00	0.70	\$26.68	\$18.68	
315 521 04 40	1.00	CND	0.70	1.00	0.70	\$26.68	\$18.68	
315 521 04 41	1.00	CND	0.70	1.00	0.70	\$26.68	\$18.68	
315 521 04 42	1.00	CND	0.70	1.00	0.70	\$26.68	\$18.68	
315 521 04 43	1.00	CND	0.70	1.00	0.70	\$26.68	\$18.68	
315 521 04 44	1.00	CND	0.70	1.00	0.70	\$26.68	\$18.68	
315 521 04 45	1.00	CND	0.70	1.00	0.70	\$26.68	\$18.68	
315 521 04 46	1.00	CND	0.70	1.00	0.70	\$26.68	\$18.68	
315 521 04 47	1.00	CND	0.70	1.00	0.70	\$26.68	\$18.68	
315 521 04 48	1.00	CND	0.70	1.00	0.70	\$26.68	\$18.68	
315 521 04 49	1.00	CND	0.70	1.00	0.70	\$26.68	\$18.68	
315 521 04 50	1.00	CND	0.70	1.00	0.70	\$26.68	\$18.68	
315 522 01 01	1.00	CND	0.70	1.00	0.70	\$26.68	\$18.68	
315 522 01 02	1.00	CND	0.70	1.00	0.70	\$26.68	\$18.68	
315 522 01 03	1.00	CND	0.70	1.00	0.70	\$26.68	\$18.68	
315 522 01 04	1.00	CND	0.70	1.00	0.70	\$26.68	\$18.68	
315 522 01 05	1.00	CND	0.70	1.00	0.70	\$26.68	\$18.68	
315 522 01 06	1.00	CND	0.70	1.00	0.70	\$26.68	\$18.68	
315 522 01 07	1.00	CND	0.70	1.00	0.70	\$26.68	\$18.68	
315 522 01 08	1.00	CND	0.70	1.00	0.70	\$26.68	\$18.68	
315 522 01 09	1.00	CND	0.70	1.00	0.70	\$26.68	\$18.68	
315 522 01 10	1.00	CND	0.70	1.00	0.70	\$26.68	\$18.68	
315 522 01 11	1.00	CND	0.70	1.00	0.70	\$26.68	\$18.68	
315 522 01 12	1.00	CND	0.70	1.00	0.70	\$26.68	\$18.68	
315 522 01 13	1.00	CND	0.70	1.00	0.70	\$26.68	\$18.68	
315 522 01 14	1.00	CND	0.70	1.00	0.70	\$26.68	\$18.68	
315 522 01 15	1.00	CND	0.70	1.00	0.70	\$26.68	\$18.68	
315 522 01 16	1.00	CND	0.70	1.00	0.70	\$26.68	\$18.68	
315 522 01 17	1.00	CND	0.70	1.00	0.70	\$26.68	\$18.68	
315 522 01 18	1.00	CND	0.70	1.00	0.70	\$26.68	\$18.68	
315 522 01 19	1.00	CND	0.70	1.00	0.70	\$26.68	\$18.68	
315 522 01 20	1.00	CND	0.70	1.00	0.70	\$26.68	\$18.68	
315 522 01 21	1.00	CND	0.70	1.00	0.70	\$26.68	\$18.68	
315 522 01 22	1.00	CND	0.70	1.00	0.70	\$26.68	\$18.68	
315 522 01 23	1.00	CND	0.70	1.00	0.70	\$26.68	\$18.68	
315 522 01 24	1.00	CND	0.70	1.00	0.70	\$26.68	\$18.68	
315 522 01 25	1.00	CND	0.70	1.00	0.70	\$26.68	\$18.68	
315 522 01 26	1.00	CND	0.70	1.00	0.70	\$26.68	\$18.68	
315 522 01 27	1.00	CND	0.70	1.00	0.70	\$26.68	\$18.68	
315 522 01 28	1.00	CND	0.70	1.00	0.70	\$26.68	\$18.68	
315 522 01 29	1.00	CND	0.70	1.00	0.70	\$26.68	\$18.68	
315 522 01 30	1.00	CND	0.70	1.00	0.70	\$26.68	\$18.68	
315 522 01 31	1.00	CND	0.70	1.00	0.70	\$26.68	\$18.68	
315 522 01 32	1.00	CND	0.70	1.00	0.70	\$26.68	\$18.68	
315 522 01 33	1.00	CND	0.70	1.00	0.70	\$26.68	\$18.68	
315 522 01 34	1.00	CND	0.70	1.00	0.70	\$26.68	\$18.68	
315 522 01 35	1.00	CND	0.70	1.00	0.70	\$26.68	\$18.68	
315 522 01 36	1.00	CND	0.70	1.00	0.70	\$26.68	\$18.68	
315 522 01 37	1.00	CND	0.70	1.00	0.70	\$26.68	\$18.68	
315 522 01 38	1.00	CND	0.70	1.00	0.70	\$26.68	\$18.68	
315 522 01 39	1.00	CND	0.70	1.00	0.70	\$26.68	\$18.68	
315 522 01 40	1.00	CND	0.70	1.00	0.70	\$26.68	\$18.68	
315 522 01 41	1.00	CND	0.70	1.00	0.70	\$26.68	\$18.68	

EXHIBIT C - Assessment Roll (Fiscal Year 2027)

Peñasquitos East Maintenance Assessment District

Parcel Number	Acres/ Units ⁽¹⁾	Land Use ⁽²⁾	Assessment Factors		Total EBU's	Unit Cost (\$/EBU)	FY 2027 ⁽⁴⁾ Assessment	Owner Name
			Land Use ⁽²⁾	Benefit ⁽³⁾				
315 522 01 42	1.00	CND	0.70	1.00	0.70	\$26.68	\$18.68	
315 522 01 43	1.00	CND	0.70	1.00	0.70	\$26.68	\$18.68	
315 522 01 44	1.00	CND	0.70	1.00	0.70	\$26.68	\$18.68	
315 522 01 45	1.00	CND	0.70	1.00	0.70	\$26.68	\$18.68	
315 522 01 46	1.00	CND	0.70	1.00	0.70	\$26.68	\$18.68	
315 522 01 47	1.00	CND	0.70	1.00	0.70	\$26.68	\$18.68	
315 522 01 48	1.00	CND	0.70	1.00	0.70	\$26.68	\$18.68	
315 522 01 49	1.00	CND	0.70	1.00	0.70	\$26.68	\$18.68	
315 522 01 50	1.00	CND	0.70	1.00	0.70	\$26.68	\$18.68	
315 522 01 51	1.00	CND	0.70	1.00	0.70	\$26.68	\$18.68	
315 522 01 52	1.00	CND	0.70	1.00	0.70	\$26.68	\$18.68	
315 522 01 53	1.00	CND	0.70	1.00	0.70	\$26.68	\$18.68	
315 522 01 54	1.00	CND	0.70	1.00	0.70	\$26.68	\$18.68	
315 522 01 55	1.00	CND	0.70	1.00	0.70	\$26.68	\$18.68	
315 522 01 56	1.00	CND	0.70	1.00	0.70	\$26.68	\$18.68	
315 522 01 57	1.00	CND	0.70	1.00	0.70	\$26.68	\$18.68	
315 522 01 58	1.00	CND	0.70	1.00	0.70	\$26.68	\$18.68	
315 522 01 59	1.00	CND	0.70	1.00	0.70	\$26.68	\$18.68	
315 522 01 60	1.00	CND	0.70	1.00	0.70	\$26.68	\$18.68	
315 522 01 61	1.00	CND	0.70	1.00	0.70	\$26.68	\$18.68	
315 522 01 62	1.00	CND	0.70	1.00	0.70	\$26.68	\$18.68	
315 522 02 01	1.00	CND	0.70	1.00	0.70	\$26.68	\$18.68	
315 522 02 02	1.00	CND	0.70	1.00	0.70	\$26.68	\$18.68	
315 522 02 03	1.00	CND	0.70	1.00	0.70	\$26.68	\$18.68	
315 522 02 04	1.00	CND	0.70	1.00	0.70	\$26.68	\$18.68	
315 522 02 05	1.00	CND	0.70	1.00	0.70	\$26.68	\$18.68	
315 522 02 06	1.00	CND	0.70	1.00	0.70	\$26.68	\$18.68	
315 522 02 07	1.00	CND	0.70	1.00	0.70	\$26.68	\$18.68	
315 522 02 08	1.00	CND	0.70	1.00	0.70	\$26.68	\$18.68	
315 522 02 09	1.00	CND	0.70	1.00	0.70	\$26.68	\$18.68	
315 522 02 10	1.00	CND	0.70	1.00	0.70	\$26.68	\$18.68	
315 522 02 11	1.00	CND	0.70	1.00	0.70	\$26.68	\$18.68	
315 522 02 12	1.00	CND	0.70	1.00	0.70	\$26.68	\$18.68	
315 522 02 13	1.00	CND	0.70	1.00	0.70	\$26.68	\$18.68	
315 522 02 14	1.00	CND	0.70	1.00	0.70	\$26.68	\$18.68	
315 522 02 15	1.00	CND	0.70	1.00	0.70	\$26.68	\$18.68	
315 522 02 16	1.00	CND	0.70	1.00	0.70	\$26.68	\$18.68	
315 522 02 17	1.00	CND	0.70	1.00	0.70	\$26.68	\$18.68	
315 522 02 18	1.00	CND	0.70	1.00	0.70	\$26.68	\$18.68	
315 522 02 19	1.00	CND	0.70	1.00	0.70	\$26.68	\$18.68	
315 522 02 20	1.00	CND	0.70	1.00	0.70	\$26.68	\$18.68	
315 522 02 21	1.00	CND	0.70	1.00	0.70	\$26.68	\$18.68	
315 522 02 22	1.00	CND	0.70	1.00	0.70	\$26.68	\$18.68	
315 522 02 23	1.00	CND	0.70	1.00	0.70	\$26.68	\$18.68	
315 522 02 24	1.00	CND	0.70	1.00	0.70	\$26.68	\$18.68	
315 522 02 25	1.00	CND	0.70	1.00	0.70	\$26.68	\$18.68	
315 522 02 26	1.00	CND	0.70	1.00	0.70	\$26.68	\$18.68	
315 522 02 27	1.00	CND	0.70	1.00	0.70	\$26.68	\$18.68	
315 522 02 28	1.00	CND	0.70	1.00	0.70	\$26.68	\$18.68	
315 522 02 29	1.00	CND	0.70	1.00	0.70	\$26.68	\$18.68	
315 522 02 30	1.00	CND	0.70	1.00	0.70	\$26.68	\$18.68	
315 522 02 31	1.00	CND	0.70	1.00	0.70	\$26.68	\$18.68	
315 522 02 32	1.00	CND	0.70	1.00	0.70	\$26.68	\$18.68	

EXHIBIT C - Assessment Roll (Fiscal Year 2027)

Peñasquitos East Maintenance Assessment District

Parcel Number	Acres/ Units ⁽¹⁾	Land Use ⁽²⁾	Assessment Factors		Total EBU's	Unit Cost (\$/EBU)	FY 2027 ⁽⁴⁾ Assessment	Owner Name
			Land Use ⁽²⁾	Benefit ⁽³⁾				
315 522 02 33	1.00	CND	0.70	1.00	0.70	\$26.68	\$18.68	
315 522 02 34	1.00	CND	0.70	1.00	0.70	\$26.68	\$18.68	
315 522 02 35	1.00	CND	0.70	1.00	0.70	\$26.68	\$18.68	
315 522 02 36	1.00	CND	0.70	1.00	0.70	\$26.68	\$18.68	
315 522 02 37	1.00	CND	0.70	1.00	0.70	\$26.68	\$18.68	
315 522 02 38	1.00	CND	0.70	1.00	0.70	\$26.68	\$18.68	
315 522 02 39	1.00	CND	0.70	1.00	0.70	\$26.68	\$18.68	
315 522 02 40	1.00	CND	0.70	1.00	0.70	\$26.68	\$18.68	
315 522 03 01	1.00	CND	0.70	1.00	0.70	\$26.68	\$18.68	
315 522 03 02	1.00	CND	0.70	1.00	0.70	\$26.68	\$18.68	
315 522 03 03	1.00	CND	0.70	1.00	0.70	\$26.68	\$18.68	
315 522 03 04	1.00	CND	0.70	1.00	0.70	\$26.68	\$18.68	
315 522 03 05	1.00	CND	0.70	1.00	0.70	\$26.68	\$18.68	
315 522 03 06	1.00	CND	0.70	1.00	0.70	\$26.68	\$18.68	
315 522 03 07	1.00	CND	0.70	1.00	0.70	\$26.68	\$18.68	
315 522 03 08	1.00	CND	0.70	1.00	0.70	\$26.68	\$18.68	
315 522 03 09	1.00	CND	0.70	1.00	0.70	\$26.68	\$18.68	
315 522 03 10	1.00	CND	0.70	1.00	0.70	\$26.68	\$18.68	
315 522 03 11	1.00	CND	0.70	1.00	0.70	\$26.68	\$18.68	
315 522 03 12	1.00	CND	0.70	1.00	0.70	\$26.68	\$18.68	
315 522 03 13	1.00	CND	0.70	1.00	0.70	\$26.68	\$18.68	
315 522 03 14	1.00	CND	0.70	1.00	0.70	\$26.68	\$18.68	
315 522 03 15	1.00	CND	0.70	1.00	0.70	\$26.68	\$18.68	
315 522 03 16	1.00	CND	0.70	1.00	0.70	\$26.68	\$18.68	
315 522 03 17	1.00	CND	0.70	1.00	0.70	\$26.68	\$18.68	
315 522 03 18	1.00	CND	0.70	1.00	0.70	\$26.68	\$18.68	
315 522 03 19	1.00	CND	0.70	1.00	0.70	\$26.68	\$18.68	
315 522 03 20	1.00	CND	0.70	1.00	0.70	\$26.68	\$18.68	
315 522 03 21	1.00	CND	0.70	1.00	0.70	\$26.68	\$18.68	
315 522 03 22	1.00	CND	0.70	1.00	0.70	\$26.68	\$18.68	
315 522 03 23	1.00	CND	0.70	1.00	0.70	\$26.68	\$18.68	
315 522 03 24	1.00	CND	0.70	1.00	0.70	\$26.68	\$18.68	
315 522 03 25	1.00	CND	0.70	1.00	0.70	\$26.68	\$18.68	
315 522 03 26	1.00	CND	0.70	1.00	0.70	\$26.68	\$18.68	
315 522 03 27	1.00	CND	0.70	1.00	0.70	\$26.68	\$18.68	
315 522 03 28	1.00	CND	0.70	1.00	0.70	\$26.68	\$18.68	
315 522 03 29	1.00	CND	0.70	1.00	0.70	\$26.68	\$18.68	
315 522 03 30	1.00	CND	0.70	1.00	0.70	\$26.68	\$18.68	
315 522 03 31	1.00	CND	0.70	1.00	0.70	\$26.68	\$18.68	
315 522 03 32	1.00	CND	0.70	1.00	0.70	\$26.68	\$18.68	
315 522 03 33	1.00	CND	0.70	1.00	0.70	\$26.68	\$18.68	
315 522 03 34	1.00	CND	0.70	1.00	0.70	\$26.68	\$18.68	
315 522 03 35	1.00	CND	0.70	1.00	0.70	\$26.68	\$18.68	
315 522 03 36	1.00	CND	0.70	1.00	0.70	\$26.68	\$18.68	
315 522 03 37	1.00	CND	0.70	1.00	0.70	\$26.68	\$18.68	
315 522 03 38	1.00	CND	0.70	1.00	0.70	\$26.68	\$18.68	
315 522 03 39	1.00	CND	0.70	1.00	0.70	\$26.68	\$18.68	
315 522 03 40	1.00	CND	0.70	1.00	0.70	\$26.68	\$18.68	
315 522 04 01	1.00	CND	0.70	1.00	0.70	\$26.68	\$18.68	
315 522 04 02	1.00	CND	0.70	1.00	0.70	\$26.68	\$18.68	
315 522 04 03	1.00	CND	0.70	1.00	0.70	\$26.68	\$18.68	
315 522 04 04	1.00	CND	0.70	1.00	0.70	\$26.68	\$18.68	
315 522 04 05	1.00	CND	0.70	1.00	0.70	\$26.68	\$18.68	

EXHIBIT C - Assessment Roll (Fiscal Year 2027)

Peñasquitos East Maintenance Assessment District

Parcel Number	Acres/ Units ⁽¹⁾	Land Use ⁽²⁾	Assessment Factors		Total EBU's	Unit Cost (\$/EBU)	FY 2027 ⁽⁴⁾ Assessment	Owner Name
			Land Use ⁽²⁾	Benefit ⁽³⁾				
315 522 04 06	1.00	CND	0.70	1.00	0.70	\$26.68	\$18.68	
315 522 04 07	1.00	CND	0.70	1.00	0.70	\$26.68	\$18.68	
315 522 04 08	1.00	CND	0.70	1.00	0.70	\$26.68	\$18.68	
315 522 04 09	1.00	CND	0.70	1.00	0.70	\$26.68	\$18.68	
315 522 04 10	1.00	CND	0.70	1.00	0.70	\$26.68	\$18.68	
315 522 04 11	1.00	CND	0.70	1.00	0.70	\$26.68	\$18.68	
315 522 04 12	1.00	CND	0.70	1.00	0.70	\$26.68	\$18.68	
315 522 04 13	1.00	CND	0.70	1.00	0.70	\$26.68	\$18.68	
315 522 04 14	1.00	CND	0.70	1.00	0.70	\$26.68	\$18.68	
315 522 04 15	1.00	CND	0.70	1.00	0.70	\$26.68	\$18.68	
315 522 04 16	1.00	CND	0.70	1.00	0.70	\$26.68	\$18.68	
315 522 04 17	1.00	CND	0.70	1.00	0.70	\$26.68	\$18.68	
315 522 04 18	1.00	CND	0.70	1.00	0.70	\$26.68	\$18.68	
315 522 04 19	1.00	CND	0.70	1.00	0.70	\$26.68	\$18.68	
315 522 04 20	1.00	CND	0.70	1.00	0.70	\$26.68	\$18.68	
315 522 04 21	1.00	CND	0.70	1.00	0.70	\$26.68	\$18.68	
315 522 04 22	1.00	CND	0.70	1.00	0.70	\$26.68	\$18.68	
315 522 04 23	1.00	CND	0.70	1.00	0.70	\$26.68	\$18.68	
315 522 04 24	1.00	CND	0.70	1.00	0.70	\$26.68	\$18.68	
315 522 04 25	1.00	CND	0.70	1.00	0.70	\$26.68	\$18.68	
315 522 04 26	1.00	CND	0.70	1.00	0.70	\$26.68	\$18.68	
315 522 04 27	1.00	CND	0.70	1.00	0.70	\$26.68	\$18.68	
315 522 04 28	1.00	CND	0.70	1.00	0.70	\$26.68	\$18.68	
315 522 04 29	1.00	CND	0.70	1.00	0.70	\$26.68	\$18.68	
315 522 04 30	1.00	CND	0.70	1.00	0.70	\$26.68	\$18.68	
315 522 04 31	1.00	CND	0.70	1.00	0.70	\$26.68	\$18.68	
315 522 04 32	1.00	CND	0.70	1.00	0.70	\$26.68	\$18.68	
315 522 04 33	1.00	CND	0.70	1.00	0.70	\$26.68	\$18.68	
315 522 04 34	1.00	CND	0.70	1.00	0.70	\$26.68	\$18.68	
315 522 04 35	1.00	CND	0.70	1.00	0.70	\$26.68	\$18.68	
315 522 04 36	1.00	CND	0.70	1.00	0.70	\$26.68	\$18.68	
315 522 04 37	1.00	CND	0.70	1.00	0.70	\$26.68	\$18.68	
315 522 04 38	1.00	CND	0.70	1.00	0.70	\$26.68	\$18.68	
315 522 04 39	1.00	CND	0.70	1.00	0.70	\$26.68	\$18.68	
315 522 04 40	1.00	CND	0.70	1.00	0.70	\$26.68	\$18.68	
315 522 04 41	1.00	CND	0.70	1.00	0.70	\$26.68	\$18.68	
315 522 04 42	1.00	CND	0.70	1.00	0.70	\$26.68	\$18.68	
315 522 04 43	1.00	CND	0.70	1.00	0.70	\$26.68	\$18.68	
315 522 04 44	1.00	CND	0.70	1.00	0.70	\$26.68	\$18.68	
315 522 04 45	1.00	CND	0.70	1.00	0.70	\$26.68	\$18.68	
315 522 04 46	1.00	CND	0.70	1.00	0.70	\$26.68	\$18.68	
315 522 04 47	1.00	CND	0.70	1.00	0.70	\$26.68	\$18.68	
315 522 04 48	1.00	CND	0.70	1.00	0.70	\$26.68	\$18.68	
315 522 04 49	1.00	CND	0.70	1.00	0.70	\$26.68	\$18.68	
315 522 04 50	1.00	CND	0.70	1.00	0.70	\$26.68	\$18.68	
315 522 04 51	1.00	CND	0.70	1.00	0.70	\$26.68	\$18.68	
315 522 04 52	1.00	CND	0.70	1.00	0.70	\$26.68	\$18.68	
315 522 04 53	1.00	CND	0.70	1.00	0.70	\$26.68	\$18.68	
315 522 04 54	1.00	CND	0.70	1.00	0.70	\$26.68	\$18.68	
315 522 04 55	1.00	CND	0.70	1.00	0.70	\$26.68	\$18.68	
315 522 04 56	1.00	CND	0.70	1.00	0.70	\$26.68	\$18.68	
315 522 05 01	1.00	CND	0.70	1.00	0.70	\$26.68	\$18.68	
315 522 05 02	1.00	CND	0.70	1.00	0.70	\$26.68	\$18.68	

EXHIBIT C - Assessment Roll (Fiscal Year 2027)

Peñasquitos East Maintenance Assessment District

Parcel Number	Acres/ Units ⁽¹⁾	Land Use ⁽²⁾	Assessment Factors		Total EBU's	Unit Cost (\$/EBU)	FY 2027 ⁽⁴⁾ Assessment	Owner Name
			Land Use ⁽²⁾	Benefit ⁽³⁾				
315 522 05 03	1.00	CND	0.70	1.00	0.70	\$26.68	\$18.68	
315 522 05 04	1.00	CND	0.70	1.00	0.70	\$26.68	\$18.68	
315 522 05 05	1.00	CND	0.70	1.00	0.70	\$26.68	\$18.68	
315 522 05 06	1.00	CND	0.70	1.00	0.70	\$26.68	\$18.68	
315 522 05 07	1.00	CND	0.70	1.00	0.70	\$26.68	\$18.68	
315 522 05 08	1.00	CND	0.70	1.00	0.70	\$26.68	\$18.68	
315 522 05 09	1.00	CND	0.70	1.00	0.70	\$26.68	\$18.68	
315 522 05 10	1.00	CND	0.70	1.00	0.70	\$26.68	\$18.68	
315 522 05 11	1.00	CND	0.70	1.00	0.70	\$26.68	\$18.68	
315 522 05 12	1.00	CND	0.70	1.00	0.70	\$26.68	\$18.68	
315 522 05 13	1.00	CND	0.70	1.00	0.70	\$26.68	\$18.68	
315 522 05 14	1.00	CND	0.70	1.00	0.70	\$26.68	\$18.68	
315 522 05 15	1.00	CND	0.70	1.00	0.70	\$26.68	\$18.68	
315 522 05 16	1.00	CND	0.70	1.00	0.70	\$26.68	\$18.68	
315 522 05 17	1.00	CND	0.70	1.00	0.70	\$26.68	\$18.68	
315 522 05 18	1.00	CND	0.70	1.00	0.70	\$26.68	\$18.68	
315 522 05 19	1.00	CND	0.70	1.00	0.70	\$26.68	\$18.68	
315 522 05 20	1.00	CND	0.70	1.00	0.70	\$26.68	\$18.68	
315 522 05 21	1.00	CND	0.70	1.00	0.70	\$26.68	\$18.68	
315 522 05 22	1.00	CND	0.70	1.00	0.70	\$26.68	\$18.68	
315 522 05 23	1.00	CND	0.70	1.00	0.70	\$26.68	\$18.68	
315 522 05 24	1.00	CND	0.70	1.00	0.70	\$26.68	\$18.68	
315 522 05 25	1.00	CND	0.70	1.00	0.70	\$26.68	\$18.68	
315 522 05 26	1.00	CND	0.70	1.00	0.70	\$26.68	\$18.68	
315 522 05 27	1.00	CND	0.70	1.00	0.70	\$26.68	\$18.68	
315 522 05 28	1.00	CND	0.70	1.00	0.70	\$26.68	\$18.68	
315 522 05 29	1.00	CND	0.70	1.00	0.70	\$26.68	\$18.68	
315 522 05 30	1.00	CND	0.70	1.00	0.70	\$26.68	\$18.68	
315 522 05 31	1.00	CND	0.70	1.00	0.70	\$26.68	\$18.68	
315 522 05 32	1.00	CND	0.70	1.00	0.70	\$26.68	\$18.68	
315 522 05 33	1.00	CND	0.70	1.00	0.70	\$26.68	\$18.68	
315 522 05 34	1.00	CND	0.70	1.00	0.70	\$26.68	\$18.68	
315 522 05 35	1.00	CND	0.70	1.00	0.70	\$26.68	\$18.68	
315 522 05 36	1.00	CND	0.70	1.00	0.70	\$26.68	\$18.68	
315 522 05 37	1.00	CND	0.70	1.00	0.70	\$26.68	\$18.68	
315 522 05 38	1.00	CND	0.70	1.00	0.70	\$26.68	\$18.68	
315 522 05 39	1.00	CND	0.70	1.00	0.70	\$26.68	\$18.68	
315 522 05 40	1.00	CND	0.70	1.00	0.70	\$26.68	\$18.68	
315 522 06 01	1.00	CND	0.70	1.00	0.70	\$26.68	\$18.68	
315 522 06 02	1.00	CND	0.70	1.00	0.70	\$26.68	\$18.68	
315 522 06 03	1.00	CND	0.70	1.00	0.70	\$26.68	\$18.68	
315 522 06 04	1.00	CND	0.70	1.00	0.70	\$26.68	\$18.68	
315 522 06 05	1.00	CND	0.70	1.00	0.70	\$26.68	\$18.68	
315 522 06 06	1.00	CND	0.70	1.00	0.70	\$26.68	\$18.68	
315 522 06 07	1.00	CND	0.70	1.00	0.70	\$26.68	\$18.68	
315 522 06 08	1.00	CND	0.70	1.00	0.70	\$26.68	\$18.68	
315 522 06 09	1.00	CND	0.70	1.00	0.70	\$26.68	\$18.68	
315 522 06 10	1.00	CND	0.70	1.00	0.70	\$26.68	\$18.68	
315 522 06 11	1.00	CND	0.70	1.00	0.70	\$26.68	\$18.68	
315 522 06 12	1.00	CND	0.70	1.00	0.70	\$26.68	\$18.68	
315 522 06 13	1.00	CND	0.70	1.00	0.70	\$26.68	\$18.68	
315 522 06 14	1.00	CND	0.70	1.00	0.70	\$26.68	\$18.68	
315 522 06 15	1.00	CND	0.70	1.00	0.70	\$26.68	\$18.68	

EXHIBIT C - Assessment Roll (Fiscal Year 2027)

Peñasquitos East Maintenance Assessment District

Parcel Number	Acres/ Units ⁽¹⁾	Land Use ⁽²⁾	Assessment Factors		Total EBU's	Unit Cost (\$/EBU)	FY 2027 ⁽⁴⁾ Assessment	Owner Name
			Land Use ⁽²⁾	Benefit ⁽³⁾				
315 522 06 16	1.00	CND	0.70	1.00	0.70	\$26.68	\$18.68	
315 522 06 17	1.00	CND	0.70	1.00	0.70	\$26.68	\$18.68	
315 522 06 18	1.00	CND	0.70	1.00	0.70	\$26.68	\$18.68	
315 522 06 19	1.00	CND	0.70	1.00	0.70	\$26.68	\$18.68	
315 522 06 20	1.00	CND	0.70	1.00	0.70	\$26.68	\$18.68	
315 522 06 21	1.00	CND	0.70	1.00	0.70	\$26.68	\$18.68	
315 522 06 22	1.00	CND	0.70	1.00	0.70	\$26.68	\$18.68	
315 522 06 23	1.00	CND	0.70	1.00	0.70	\$26.68	\$18.68	
315 522 06 24	1.00	CND	0.70	1.00	0.70	\$26.68	\$18.68	
315 522 06 25	1.00	CND	0.70	1.00	0.70	\$26.68	\$18.68	
315 522 06 26	1.00	CND	0.70	1.00	0.70	\$26.68	\$18.68	
315 522 06 27	1.00	CND	0.70	1.00	0.70	\$26.68	\$18.68	
315 522 06 28	1.00	CND	0.70	1.00	0.70	\$26.68	\$18.68	
315 522 06 29	1.00	CND	0.70	1.00	0.70	\$26.68	\$18.68	
315 522 06 30	1.00	CND	0.70	1.00	0.70	\$26.68	\$18.68	
315 522 06 31	1.00	CND	0.70	1.00	0.70	\$26.68	\$18.68	
315 522 06 32	1.00	CND	0.70	1.00	0.70	\$26.68	\$18.68	
315 522 06 33	1.00	CND	0.70	1.00	0.70	\$26.68	\$18.68	
315 522 06 34	1.00	CND	0.70	1.00	0.70	\$26.68	\$18.68	
315 522 06 35	1.00	CND	0.70	1.00	0.70	\$26.68	\$18.68	
315 522 06 36	1.00	CND	0.70	1.00	0.70	\$26.68	\$18.68	
315 522 06 37	1.00	CND	0.70	1.00	0.70	\$26.68	\$18.68	
315 522 06 38	1.00	CND	0.70	1.00	0.70	\$26.68	\$18.68	
315 522 06 39	1.00	CND	0.70	1.00	0.70	\$26.68	\$18.68	
315 522 06 40	1.00	CND	0.70	1.00	0.70	\$26.68	\$18.68	
315 522 06 41	1.00	CND	0.70	1.00	0.70	\$26.68	\$18.68	
315 522 06 42	1.00	CND	0.70	1.00	0.70	\$26.68	\$18.68	
315 522 06 43	1.00	CND	0.70	1.00	0.70	\$26.68	\$18.68	
315 522 06 44	1.00	CND	0.70	1.00	0.70	\$26.68	\$18.68	
315 522 06 45	1.00	CND	0.70	1.00	0.70	\$26.68	\$18.68	
315 522 06 46	1.00	CND	0.70	1.00	0.70	\$26.68	\$18.68	
315 522 06 47	1.00	CND	0.70	1.00	0.70	\$26.68	\$18.68	
315 522 06 48	1.00	CND	0.70	1.00	0.70	\$26.68	\$18.68	
315 530 03 00	1.17	COM	45.00	0.60	31.59	\$26.68	\$842.82	
315 530 04 00	1.22	UTL	3.00	0.30	1.10	\$26.68	\$29.28	
315 530 05 00	1.05	REC	3.00	0.70	2.21	\$26.68	\$58.82	
315 530 07 00	1.59	LIB	40.00	0.60	38.16	\$26.68	\$1,018.10	
315 530 08 00	3.22	FPS	15.00	0.60	28.98	\$26.68	\$773.18	
315 530 09 00	4.10	COM	45.00	0.60	110.70	\$26.68	\$2,953.48	
315 530 10 00	1.12	COM	45.00	0.60	30.24	\$26.68	\$806.80	
315 530 11 00	0.76	COM	45.00	0.60	20.52	\$26.68	\$547.46	
315 530 12 00	0.71	COM	45.00	0.60	19.17	\$26.68	\$511.46	
315 530 13 00	0.53	COM	45.00	0.60	14.31	\$26.68	\$381.78	
315 530 17 00	0.78	COM	45.00	0.60	21.06	\$26.68	\$561.88	
315 530 19 00	0.95	COM	45.00	0.60	25.65	\$26.68	\$684.34	
315 530 20 00	0.80	COM	45.00	0.60	21.60	\$26.68	\$576.28	
315 530 24 00	2.02	COM	45.00	0.60	54.54	\$26.68	\$1,455.12	
315 530 26 00	1.02	COM	45.00	0.60	27.54	\$26.68	\$734.76	
315 530 27 00	0.91	COM	45.00	0.60	24.57	\$26.68	\$655.52	
315 530 28 00	1.07	COM	45.00	0.60	28.89	\$26.68	\$770.78	
315 530 29 00	1.32	COM	45.00	0.60	35.64	\$26.68	\$950.88	
315 530 30 00	2.25	COM	45.00	0.60	60.75	\$26.68	\$1,620.80	
315 530 32 00	0.68	COM	45.00	0.60	18.36	\$26.68	\$489.84	

EXHIBIT C - Assessment Roll (Fiscal Year 2027)

Peñasquitos East Maintenance Assessment District

Parcel Number	Acres/ Units ⁽¹⁾	Land Use ⁽²⁾	Assessment Factors		Total EBU's	Unit Cost (\$/EBU)	FY 2027 ⁽⁴⁾ Assessment	Owner Name
			Land Use ⁽²⁾	Benefit ⁽³⁾				
315 530 34 00	0.01	UTL	3.00	0.30	0.01	\$26.68	\$0.24	
315 530 35 00	0.82	REC	3.00	0.70	1.72	\$26.68	\$45.94	
315 530 36 00	0.01	UTL	3.00	0.30	0.01	\$26.68	\$0.24	
315 570 01 00	46.05	OSP	0.00	0.30	0.00	\$26.68	\$0.00	
315 570 03 00	3.19	OSP	0.00	0.30	0.00	\$26.68	\$0.00	
315 570 05 00	3.78	CRH	2.80	0.60	6.35	\$26.68	\$169.42	
315 570 06 00	6.70	UTL	3.00	0.30	6.03	\$26.68	\$160.88	
315 570 07 00	9.98	OSP	0.00	0.30	0.00	\$26.68	\$0.00	
315 572 01 01	1.00	CND	0.70	1.00	0.70	\$26.68	\$18.68	
315 572 01 02	1.00	CND	0.70	1.00	0.70	\$26.68	\$18.68	
315 572 01 03	1.00	CND	0.70	1.00	0.70	\$26.68	\$18.68	
315 572 01 04	1.00	CND	0.70	1.00	0.70	\$26.68	\$18.68	
315 572 01 05	1.00	CND	0.70	1.00	0.70	\$26.68	\$18.68	
315 572 01 06	1.00	CND	0.70	1.00	0.70	\$26.68	\$18.68	
315 572 01 07	1.00	CND	0.70	1.00	0.70	\$26.68	\$18.68	
315 572 01 08	1.00	CND	0.70	1.00	0.70	\$26.68	\$18.68	
315 572 01 09	1.00	CND	0.70	1.00	0.70	\$26.68	\$18.68	
315 572 01 10	1.00	CND	0.70	1.00	0.70	\$26.68	\$18.68	
315 572 01 11	1.00	CND	0.70	1.00	0.70	\$26.68	\$18.68	
315 572 01 12	1.00	CND	0.70	1.00	0.70	\$26.68	\$18.68	
315 572 01 13	1.00	CND	0.70	1.00	0.70	\$26.68	\$18.68	
315 572 01 14	1.00	CND	0.70	1.00	0.70	\$26.68	\$18.68	
315 572 01 15	1.00	CND	0.70	1.00	0.70	\$26.68	\$18.68	
315 572 01 16	1.00	CND	0.70	1.00	0.70	\$26.68	\$18.68	
315 572 01 17	1.00	CND	0.70	1.00	0.70	\$26.68	\$18.68	
315 572 01 18	1.00	CND	0.70	1.00	0.70	\$26.68	\$18.68	
315 572 01 19	1.00	CND	0.70	1.00	0.70	\$26.68	\$18.68	
315 572 01 20	1.00	CND	0.70	1.00	0.70	\$26.68	\$18.68	
315 572 01 21	1.00	CND	0.70	1.00	0.70	\$26.68	\$18.68	
315 572 01 22	1.00	CND	0.70	1.00	0.70	\$26.68	\$18.68	
315 572 01 23	1.00	CND	0.70	1.00	0.70	\$26.68	\$18.68	
315 572 01 24	1.00	CND	0.70	1.00	0.70	\$26.68	\$18.68	
315 572 01 25	1.00	CND	0.70	1.00	0.70	\$26.68	\$18.68	
315 572 01 26	1.00	CND	0.70	1.00	0.70	\$26.68	\$18.68	
315 572 01 27	1.00	CND	0.70	1.00	0.70	\$26.68	\$18.68	
315 572 01 28	1.00	CND	0.70	1.00	0.70	\$26.68	\$18.68	
315 572 01 29	1.00	CND	0.70	1.00	0.70	\$26.68	\$18.68	
315 572 01 30	1.00	CND	0.70	1.00	0.70	\$26.68	\$18.68	
315 572 01 31	1.00	CND	0.70	1.00	0.70	\$26.68	\$18.68	
315 572 01 32	1.00	CND	0.70	1.00	0.70	\$26.68	\$18.68	
315 572 01 33	1.00	CND	0.70	1.00	0.70	\$26.68	\$18.68	
315 572 01 34	1.00	CND	0.70	1.00	0.70	\$26.68	\$18.68	
315 572 01 35	1.00	CND	0.70	1.00	0.70	\$26.68	\$18.68	
315 572 01 36	1.00	CND	0.70	1.00	0.70	\$26.68	\$18.68	
315 572 01 37	1.00	CND	0.70	1.00	0.70	\$26.68	\$18.68	
315 572 01 38	1.00	CND	0.70	1.00	0.70	\$26.68	\$18.68	
315 572 01 39	1.00	CND	0.70	1.00	0.70	\$26.68	\$18.68	
315 572 01 40	1.00	CND	0.70	1.00	0.70	\$26.68	\$18.68	
315 572 01 41	1.00	CND	0.70	1.00	0.70	\$26.68	\$18.68	
315 572 01 42	1.00	CND	0.70	1.00	0.70	\$26.68	\$18.68	
315 572 01 43	1.00	CND	0.70	1.00	0.70	\$26.68	\$18.68	
315 572 01 44	1.00	CND	0.70	1.00	0.70	\$26.68	\$18.68	
315 572 01 45	1.00	CND	0.70	1.00	0.70	\$26.68	\$18.68	

EXHIBIT C - Assessment Roll (Fiscal Year 2027)

Peñasquitos East Maintenance Assessment District

Parcel Number	Acres/ Units ⁽¹⁾	Land Use ⁽²⁾	Assessment Factors		Total EBU	Unit Cost (\$/EBU)	FY 2027 ⁽⁴⁾ Assessment	Owner Name
			Land Use ⁽²⁾	Benefit ⁽³⁾				
315 572 01 46	1.00	CND	0.70	1.00	0.70	\$26.68	\$18.68	
315 572 01 47	1.00	CND	0.70	1.00	0.70	\$26.68	\$18.68	
315 572 01 48	1.00	CND	0.70	1.00	0.70	\$26.68	\$18.68	
315 572 01 49	1.00	CND	0.70	1.00	0.70	\$26.68	\$18.68	
315 572 01 50	1.00	CND	0.70	1.00	0.70	\$26.68	\$18.68	
315 572 01 51	1.00	CND	0.70	1.00	0.70	\$26.68	\$18.68	
315 572 01 52	1.00	CND	0.70	1.00	0.70	\$26.68	\$18.68	
315 572 01 53	1.00	CND	0.70	1.00	0.70	\$26.68	\$18.68	
315 572 01 54	1.00	CND	0.70	1.00	0.70	\$26.68	\$18.68	
315 572 01 55	1.00	CND	0.70	1.00	0.70	\$26.68	\$18.68	
315 572 01 56	1.00	CND	0.70	1.00	0.70	\$26.68	\$18.68	
315 572 02 01	1.00	CND	0.70	1.00	0.70	\$26.68	\$18.68	
315 572 02 02	1.00	CND	0.70	1.00	0.70	\$26.68	\$18.68	
315 572 02 03	1.00	CND	0.70	1.00	0.70	\$26.68	\$18.68	
315 572 02 04	1.00	CND	0.70	1.00	0.70	\$26.68	\$18.68	
315 572 02 05	1.00	CND	0.70	1.00	0.70	\$26.68	\$18.68	
315 572 02 06	1.00	CND	0.70	1.00	0.70	\$26.68	\$18.68	
315 572 02 07	1.00	CND	0.70	1.00	0.70	\$26.68	\$18.68	
315 572 02 08	1.00	CND	0.70	1.00	0.70	\$26.68	\$18.68	
315 572 02 09	1.00	CND	0.70	1.00	0.70	\$26.68	\$18.68	
315 572 02 10	1.00	CND	0.70	1.00	0.70	\$26.68	\$18.68	
315 572 02 11	1.00	CND	0.70	1.00	0.70	\$26.68	\$18.68	
315 572 02 12	1.00	CND	0.70	1.00	0.70	\$26.68	\$18.68	
315 572 02 13	1.00	CND	0.70	1.00	0.70	\$26.68	\$18.68	
315 572 02 14	1.00	CND	0.70	1.00	0.70	\$26.68	\$18.68	
315 572 02 15	1.00	CND	0.70	1.00	0.70	\$26.68	\$18.68	
315 572 02 16	1.00	CND	0.70	1.00	0.70	\$26.68	\$18.68	
315 572 02 17	1.00	CND	0.70	1.00	0.70	\$26.68	\$18.68	
315 572 02 18	1.00	CND	0.70	1.00	0.70	\$26.68	\$18.68	
315 572 02 19	1.00	CND	0.70	1.00	0.70	\$26.68	\$18.68	
315 572 02 20	1.00	CND	0.70	1.00	0.70	\$26.68	\$18.68	
315 572 02 21	1.00	CND	0.70	1.00	0.70	\$26.68	\$18.68	
315 572 02 22	1.00	CND	0.70	1.00	0.70	\$26.68	\$18.68	
315 572 02 23	1.00	CND	0.70	1.00	0.70	\$26.68	\$18.68	
315 572 02 24	1.00	CND	0.70	1.00	0.70	\$26.68	\$18.68	
315 572 02 25	1.00	CND	0.70	1.00	0.70	\$26.68	\$18.68	
315 572 02 26	1.00	CND	0.70	1.00	0.70	\$26.68	\$18.68	
315 572 02 27	1.00	CND	0.70	1.00	0.70	\$26.68	\$18.68	
315 572 02 28	1.00	CND	0.70	1.00	0.70	\$26.68	\$18.68	
315 572 02 29	1.00	CND	0.70	1.00	0.70	\$26.68	\$18.68	
315 572 02 30	1.00	CND	0.70	1.00	0.70	\$26.68	\$18.68	
315 572 02 31	1.00	CND	0.70	1.00	0.70	\$26.68	\$18.68	
315 572 02 32	1.00	CND	0.70	1.00	0.70	\$26.68	\$18.68	
315 572 02 33	1.00	CND	0.70	1.00	0.70	\$26.68	\$18.68	
315 572 02 34	1.00	CND	0.70	1.00	0.70	\$26.68	\$18.68	
315 572 02 35	1.00	CND	0.70	1.00	0.70	\$26.68	\$18.68	
315 572 02 36	1.00	CND	0.70	1.00	0.70	\$26.68	\$18.68	
315 572 02 37	1.00	CND	0.70	1.00	0.70	\$26.68	\$18.68	
315 572 02 38	1.00	CND	0.70	1.00	0.70	\$26.68	\$18.68	
315 572 02 39	1.00	CND	0.70	1.00	0.70	\$26.68	\$18.68	
315 572 02 40	1.00	CND	0.70	1.00	0.70	\$26.68	\$18.68	
315 572 02 41	1.00	CND	0.70	1.00	0.70	\$26.68	\$18.68	
315 572 02 42	1.00	CND	0.70	1.00	0.70	\$26.68	\$18.68	

EXHIBIT C - Assessment Roll (Fiscal Year 2027)

Peñasquitos East Maintenance Assessment District

Parcel Number	Acres/ Units ⁽¹⁾	Land Use ⁽²⁾	Assessment Factors		Total EBU's	Unit Cost (\$/EBU)	FY 2027 ⁽⁴⁾ Assessment	Owner Name
			Land Use ⁽²⁾	Benefit ⁽³⁾				
315 572 02 43	1.00	CND	0.70	1.00	0.70	\$26.68	\$18.68	
315 572 02 44	1.00	CND	0.70	1.00	0.70	\$26.68	\$18.68	
315 572 02 45	1.00	CND	0.70	1.00	0.70	\$26.68	\$18.68	
315 572 02 46	1.00	CND	0.70	1.00	0.70	\$26.68	\$18.68	
315 572 02 47	1.00	CND	0.70	1.00	0.70	\$26.68	\$18.68	
315 572 02 48	1.00	CND	0.70	1.00	0.70	\$26.68	\$18.68	
315 572 02 49	1.00	CND	0.70	1.00	0.70	\$26.68	\$18.68	
315 572 02 50	1.00	CND	0.70	1.00	0.70	\$26.68	\$18.68	
315 572 02 51	1.00	CND	0.70	1.00	0.70	\$26.68	\$18.68	
315 572 02 52	1.00	CND	0.70	1.00	0.70	\$26.68	\$18.68	
315 572 02 53	1.00	CND	0.70	1.00	0.70	\$26.68	\$18.68	
315 572 02 54	1.00	CND	0.70	1.00	0.70	\$26.68	\$18.68	
315 572 02 55	1.00	CND	0.70	1.00	0.70	\$26.68	\$18.68	
315 572 02 56	1.00	CND	0.70	1.00	0.70	\$26.68	\$18.68	
315 572 02 57	1.00	CND	0.70	1.00	0.70	\$26.68	\$18.68	
315 572 02 58	1.00	CND	0.70	1.00	0.70	\$26.68	\$18.68	
315 572 02 59	1.00	CND	0.70	1.00	0.70	\$26.68	\$18.68	
315 572 02 60	1.00	CND	0.70	1.00	0.70	\$26.68	\$18.68	
315 572 02 61	1.00	CND	0.70	1.00	0.70	\$26.68	\$18.68	
315 572 02 62	1.00	CND	0.70	1.00	0.70	\$26.68	\$18.68	
315 572 02 63	1.00	CND	0.70	1.00	0.70	\$26.68	\$18.68	
315 572 02 64	1.00	CND	0.70	1.00	0.70	\$26.68	\$18.68	
315 572 02 65	1.00	CND	0.70	1.00	0.70	\$26.68	\$18.68	
315 572 02 66	1.00	CND	0.70	1.00	0.70	\$26.68	\$18.68	
315 572 02 67	1.00	CND	0.70	1.00	0.70	\$26.68	\$18.68	
315 572 02 68	1.00	CND	0.70	1.00	0.70	\$26.68	\$18.68	
315 572 02 69	1.00	CND	0.70	1.00	0.70	\$26.68	\$18.68	
315 572 02 70	1.00	CND	0.70	1.00	0.70	\$26.68	\$18.68	
315 572 02 71	1.00	CND	0.70	1.00	0.70	\$26.68	\$18.68	
315 572 02 72	1.00	CND	0.70	1.00	0.70	\$26.68	\$18.68	
315 572 03 01	1.00	CND	0.70	1.00	0.70	\$26.68	\$18.68	
315 572 03 02	1.00	CND	0.70	1.00	0.70	\$26.68	\$18.68	
315 572 03 03	1.00	CND	0.70	1.00	0.70	\$26.68	\$18.68	
315 572 03 04	1.00	CND	0.70	1.00	0.70	\$26.68	\$18.68	
315 572 03 05	1.00	CND	0.70	1.00	0.70	\$26.68	\$18.68	
315 572 03 06	1.00	CND	0.70	1.00	0.70	\$26.68	\$18.68	
315 572 03 07	1.00	CND	0.70	1.00	0.70	\$26.68	\$18.68	
315 572 03 08	1.00	CND	0.70	1.00	0.70	\$26.68	\$18.68	
315 572 03 09	1.00	CND	0.70	1.00	0.70	\$26.68	\$18.68	
315 572 03 10	1.00	CND	0.70	1.00	0.70	\$26.68	\$18.68	
315 572 03 11	1.00	CND	0.70	1.00	0.70	\$26.68	\$18.68	
315 572 03 12	1.00	CND	0.70	1.00	0.70	\$26.68	\$18.68	
315 572 03 13	1.00	CND	0.70	1.00	0.70	\$26.68	\$18.68	
315 572 03 14	1.00	CND	0.70	1.00	0.70	\$26.68	\$18.68	
315 572 03 15	1.00	CND	0.70	1.00	0.70	\$26.68	\$18.68	
315 572 03 16	1.00	CND	0.70	1.00	0.70	\$26.68	\$18.68	
315 572 04 01	1.00	CND	0.70	1.00	0.70	\$26.68	\$18.68	
315 572 04 02	1.00	CND	0.70	1.00	0.70	\$26.68	\$18.68	
315 572 04 03	1.00	CND	0.70	1.00	0.70	\$26.68	\$18.68	
315 572 04 04	1.00	CND	0.70	1.00	0.70	\$26.68	\$18.68	
315 572 04 05	1.00	CND	0.70	1.00	0.70	\$26.68	\$18.68	
315 572 04 06	1.00	CND	0.70	1.00	0.70	\$26.68	\$18.68	
315 572 04 07	1.00	CND	0.70	1.00	0.70	\$26.68	\$18.68	

EXHIBIT C - Assessment Roll (Fiscal Year 2027)

Peñasquitos East Maintenance Assessment District

Parcel Number	Acres/ Units ⁽¹⁾	Land Use ⁽²⁾	Assessment Factors		Total EBU's	Unit Cost (\$/EBU)	FY 2027 ⁽⁴⁾ Assessment	Owner Name
			Land Use ⁽²⁾	Benefit ⁽³⁾				
315 572 04 08	1.00	CND	0.70	1.00	0.70	\$26.68	\$18.68	
315 572 04 09	1.00	CND	0.70	1.00	0.70	\$26.68	\$18.68	
315 572 04 10	1.00	CND	0.70	1.00	0.70	\$26.68	\$18.68	
315 572 04 11	1.00	CND	0.70	1.00	0.70	\$26.68	\$18.68	
315 572 04 12	1.00	CND	0.70	1.00	0.70	\$26.68	\$18.68	
315 572 04 13	1.00	CND	0.70	1.00	0.70	\$26.68	\$18.68	
315 572 04 14	1.00	CND	0.70	1.00	0.70	\$26.68	\$18.68	
315 572 04 15	1.00	CND	0.70	1.00	0.70	\$26.68	\$18.68	
315 572 04 16	1.00	CND	0.70	1.00	0.70	\$26.68	\$18.68	
315 572 04 17	1.00	CND	0.70	1.00	0.70	\$26.68	\$18.68	
315 572 04 18	1.00	CND	0.70	1.00	0.70	\$26.68	\$18.68	
315 572 04 19	1.00	CND	0.70	1.00	0.70	\$26.68	\$18.68	
315 572 04 20	1.00	CND	0.70	1.00	0.70	\$26.68	\$18.68	
315 572 04 21	1.00	CND	0.70	1.00	0.70	\$26.68	\$18.68	
315 572 04 22	1.00	CND	0.70	1.00	0.70	\$26.68	\$18.68	
315 572 04 23	1.00	CND	0.70	1.00	0.70	\$26.68	\$18.68	
315 572 04 24	1.00	CND	0.70	1.00	0.70	\$26.68	\$18.68	
315 572 04 25	1.00	CND	0.70	1.00	0.70	\$26.68	\$18.68	
315 572 04 26	1.00	CND	0.70	1.00	0.70	\$26.68	\$18.68	
315 572 04 27	1.00	CND	0.70	1.00	0.70	\$26.68	\$18.68	
315 572 04 28	1.00	CND	0.70	1.00	0.70	\$26.68	\$18.68	
315 572 04 29	1.00	CND	0.70	1.00	0.70	\$26.68	\$18.68	
315 572 04 30	1.00	CND	0.70	1.00	0.70	\$26.68	\$18.68	
315 572 04 31	1.00	CND	0.70	1.00	0.70	\$26.68	\$18.68	
315 572 04 32	1.00	CND	0.70	1.00	0.70	\$26.68	\$18.68	
315 572 04 33	1.00	CND	0.70	1.00	0.70	\$26.68	\$18.68	
315 572 04 34	1.00	CND	0.70	1.00	0.70	\$26.68	\$18.68	
315 572 04 35	1.00	CND	0.70	1.00	0.70	\$26.68	\$18.68	
315 572 04 36	1.00	CND	0.70	1.00	0.70	\$26.68	\$18.68	
315 572 04 37	1.00	CND	0.70	1.00	0.70	\$26.68	\$18.68	
315 572 04 38	1.00	CND	0.70	1.00	0.70	\$26.68	\$18.68	
315 572 04 39	1.00	CND	0.70	1.00	0.70	\$26.68	\$18.68	
315 572 04 40	1.00	CND	0.70	1.00	0.70	\$26.68	\$18.68	
315 572 04 41	1.00	CND	0.70	1.00	0.70	\$26.68	\$18.68	
315 572 04 42	1.00	CND	0.70	1.00	0.70	\$26.68	\$18.68	
315 572 04 43	1.00	CND	0.70	1.00	0.70	\$26.68	\$18.68	
315 572 04 44	1.00	CND	0.70	1.00	0.70	\$26.68	\$18.68	
315 572 04 45	1.00	CND	0.70	1.00	0.70	\$26.68	\$18.68	
315 572 04 46	1.00	CND	0.70	1.00	0.70	\$26.68	\$18.68	
315 572 04 47	1.00	CND	0.70	1.00	0.70	\$26.68	\$18.68	
315 572 04 48	1.00	CND	0.70	1.00	0.70	\$26.68	\$18.68	
315 572 04 49	1.00	CND	0.70	1.00	0.70	\$26.68	\$18.68	
315 572 04 50	1.00	CND	0.70	1.00	0.70	\$26.68	\$18.68	
315 572 04 51	1.00	CND	0.70	1.00	0.70	\$26.68	\$18.68	
315 572 04 52	1.00	CND	0.70	1.00	0.70	\$26.68	\$18.68	
315 572 04 53	1.00	CND	0.70	1.00	0.70	\$26.68	\$18.68	
315 572 04 54	1.00	CND	0.70	1.00	0.70	\$26.68	\$18.68	
315 572 04 55	1.00	CND	0.70	1.00	0.70	\$26.68	\$18.68	
315 572 04 56	1.00	CND	0.70	1.00	0.70	\$26.68	\$18.68	
315 572 05 01	1.00	CND	0.70	1.00	0.70	\$26.68	\$18.68	
315 572 05 02	1.00	CND	0.70	1.00	0.70	\$26.68	\$18.68	
315 572 05 03	1.00	CND	0.70	1.00	0.70	\$26.68	\$18.68	
315 572 05 04	1.00	CND	0.70	1.00	0.70	\$26.68	\$18.68	

EXHIBIT C - Assessment Roll (Fiscal Year 2027)

Peñasquitos East Maintenance Assessment District

Parcel Number	Acres/ Units ⁽¹⁾	Land Use ⁽²⁾	Assessment Factors		Total EBU's	Unit Cost (\$/EBU)	FY 2027 ⁽⁴⁾ Assessment	Owner Name
			Land Use ⁽²⁾	Benefit ⁽³⁾				
315 572 05 05	1.00	CND	0.70	1.00	0.70	\$26.68	\$18.68	
315 572 05 06	1.00	CND	0.70	1.00	0.70	\$26.68	\$18.68	
315 572 05 07	1.00	CND	0.70	1.00	0.70	\$26.68	\$18.68	
315 572 05 08	1.00	CND	0.70	1.00	0.70	\$26.68	\$18.68	
315 572 05 09	1.00	CND	0.70	1.00	0.70	\$26.68	\$18.68	
315 572 05 10	1.00	CND	0.70	1.00	0.70	\$26.68	\$18.68	
315 572 05 11	1.00	CND	0.70	1.00	0.70	\$26.68	\$18.68	
315 572 05 12	1.00	CND	0.70	1.00	0.70	\$26.68	\$18.68	
315 572 05 13	1.00	CND	0.70	1.00	0.70	\$26.68	\$18.68	
315 572 05 14	1.00	CND	0.70	1.00	0.70	\$26.68	\$18.68	
315 572 05 15	1.00	CND	0.70	1.00	0.70	\$26.68	\$18.68	
315 572 05 16	1.00	CND	0.70	1.00	0.70	\$26.68	\$18.68	
315 572 05 17	1.00	CND	0.70	1.00	0.70	\$26.68	\$18.68	
315 572 05 18	1.00	CND	0.70	1.00	0.70	\$26.68	\$18.68	
315 572 05 19	1.00	CND	0.70	1.00	0.70	\$26.68	\$18.68	
315 572 05 20	1.00	CND	0.70	1.00	0.70	\$26.68	\$18.68	
315 572 05 21	1.00	CND	0.70	1.00	0.70	\$26.68	\$18.68	
315 572 05 22	1.00	CND	0.70	1.00	0.70	\$26.68	\$18.68	
315 572 05 23	1.00	CND	0.70	1.00	0.70	\$26.68	\$18.68	
315 572 05 24	1.00	CND	0.70	1.00	0.70	\$26.68	\$18.68	
315 572 05 25	1.00	CND	0.70	1.00	0.70	\$26.68	\$18.68	
315 572 05 26	1.00	CND	0.70	1.00	0.70	\$26.68	\$18.68	
315 572 05 27	1.00	CND	0.70	1.00	0.70	\$26.68	\$18.68	
315 572 05 28	1.00	CND	0.70	1.00	0.70	\$26.68	\$18.68	
315 572 05 29	1.00	CND	0.70	1.00	0.70	\$26.68	\$18.68	
315 572 05 30	1.00	CND	0.70	1.00	0.70	\$26.68	\$18.68	
315 572 05 31	1.00	CND	0.70	1.00	0.70	\$26.68	\$18.68	
315 572 05 32	1.00	CND	0.70	1.00	0.70	\$26.68	\$18.68	
315 572 05 33	1.00	CND	0.70	1.00	0.70	\$26.68	\$18.68	
315 572 05 34	1.00	CND	0.70	1.00	0.70	\$26.68	\$18.68	
315 572 05 35	1.00	CND	0.70	1.00	0.70	\$26.68	\$18.68	
315 572 05 36	1.00	CND	0.70	1.00	0.70	\$26.68	\$18.68	
315 572 05 37	1.00	CND	0.70	1.00	0.70	\$26.68	\$18.68	
315 572 05 38	1.00	CND	0.70	1.00	0.70	\$26.68	\$18.68	
315 572 05 39	1.00	CND	0.70	1.00	0.70	\$26.68	\$18.68	
315 572 05 40	1.00	CND	0.70	1.00	0.70	\$26.68	\$18.68	
315 572 05 41	1.00	CND	0.70	1.00	0.70	\$26.68	\$18.68	
315 572 05 42	1.00	CND	0.70	1.00	0.70	\$26.68	\$18.68	
315 572 05 43	1.00	CND	0.70	1.00	0.70	\$26.68	\$18.68	
315 572 05 44	1.00	CND	0.70	1.00	0.70	\$26.68	\$18.68	
315 572 05 45	1.00	CND	0.70	1.00	0.70	\$26.68	\$18.68	
315 572 05 46	1.00	CND	0.70	1.00	0.70	\$26.68	\$18.68	
315 572 05 47	1.00	CND	0.70	1.00	0.70	\$26.68	\$18.68	
315 572 05 48	1.00	CND	0.70	1.00	0.70	\$26.68	\$18.68	
315 572 05 49	1.00	CND	0.70	1.00	0.70	\$26.68	\$18.68	
315 572 05 50	1.00	CND	0.70	1.00	0.70	\$26.68	\$18.68	
315 572 05 51	1.00	CND	0.70	1.00	0.70	\$26.68	\$18.68	
315 572 05 52	1.00	CND	0.70	1.00	0.70	\$26.68	\$18.68	
315 572 05 53	1.00	CND	0.70	1.00	0.70	\$26.68	\$18.68	
315 572 05 54	1.00	CND	0.70	1.00	0.70	\$26.68	\$18.68	
315 572 05 55	1.00	CND	0.70	1.00	0.70	\$26.68	\$18.68	
315 572 05 56	1.00	CND	0.70	1.00	0.70	\$26.68	\$18.68	
315 572 05 57	1.00	CND	0.70	1.00	0.70	\$26.68	\$18.68	

EXHIBIT C - Assessment Roll (Fiscal Year 2027)
Peñasquitos East Maintenance Assessment District

Parcel Number	Acres/ Units ⁽¹⁾	Land Use ⁽²⁾	Assessment Factors		Total EBU's	Unit Cost (\$/EBU)	FY 2027 ⁽⁴⁾ Assessment	Owner Name
			Land Use ⁽²⁾	Benefit ⁽³⁾				
315 572 05 58	1.00	CND	0.70	1.00	0.70	\$26.68	\$18.68	
315 572 05 59	1.00	CND	0.70	1.00	0.70	\$26.68	\$18.68	
315 572 05 60	1.00	CND	0.70	1.00	0.70	\$26.68	\$18.68	
315 572 05 61	1.00	CND	0.70	1.00	0.70	\$26.68	\$18.68	
315 572 05 62	1.00	CND	0.70	1.00	0.70	\$26.68	\$18.68	
315 572 05 63	1.00	CND	0.70	1.00	0.70	\$26.68	\$18.68	
315 572 05 64	1.00	CND	0.70	1.00	0.70	\$26.68	\$18.68	
315 572 06 01	1.00	CND	0.70	1.00	0.70	\$26.68	\$18.68	
315 572 06 02	1.00	CND	0.70	1.00	0.70	\$26.68	\$18.68	
315 572 06 03	1.00	CND	0.70	1.00	0.70	\$26.68	\$18.68	
315 572 06 04	1.00	CND	0.70	1.00	0.70	\$26.68	\$18.68	
315 572 06 05	1.00	CND	0.70	1.00	0.70	\$26.68	\$18.68	
315 572 06 06	1.00	CND	0.70	1.00	0.70	\$26.68	\$18.68	
315 572 06 07	1.00	CND	0.70	1.00	0.70	\$26.68	\$18.68	
315 572 06 08	1.00	CND	0.70	1.00	0.70	\$26.68	\$18.68	
315 572 06 09	1.00	CND	0.70	1.00	0.70	\$26.68	\$18.68	
315 572 06 10	1.00	CND	0.70	1.00	0.70	\$26.68	\$18.68	
315 572 06 11	1.00	CND	0.70	1.00	0.70	\$26.68	\$18.68	
315 572 06 12	1.00	CND	0.70	1.00	0.70	\$26.68	\$18.68	
315 572 06 13	1.00	CND	0.70	1.00	0.70	\$26.68	\$18.68	
315 572 06 14	1.00	CND	0.70	1.00	0.70	\$26.68	\$18.68	
315 572 06 15	1.00	CND	0.70	1.00	0.70	\$26.68	\$18.68	
315 572 06 16	1.00	CND	0.70	1.00	0.70	\$26.68	\$18.68	
315 572 06 17	1.00	CND	0.70	1.00	0.70	\$26.68	\$18.68	
315 572 06 18	1.00	CND	0.70	1.00	0.70	\$26.68	\$18.68	
315 572 06 19	1.00	CND	0.70	1.00	0.70	\$26.68	\$18.68	
315 572 06 20	1.00	CND	0.70	1.00	0.70	\$26.68	\$18.68	
315 572 06 21	1.00	CND	0.70	1.00	0.70	\$26.68	\$18.68	
315 572 06 22	1.00	CND	0.70	1.00	0.70	\$26.68	\$18.68	
315 572 06 23	1.00	CND	0.70	1.00	0.70	\$26.68	\$18.68	
315 572 06 24	1.00	CND	0.70	1.00	0.70	\$26.68	\$18.68	
315 572 06 25	1.00	CND	0.70	1.00	0.70	\$26.68	\$18.68	
315 572 06 26	1.00	CND	0.70	1.00	0.70	\$26.68	\$18.68	
315 572 06 27	1.00	CND	0.70	1.00	0.70	\$26.68	\$18.68	
315 572 06 28	1.00	CND	0.70	1.00	0.70	\$26.68	\$18.68	
315 572 06 29	1.00	CND	0.70	1.00	0.70	\$26.68	\$18.68	
315 572 06 30	1.00	CND	0.70	1.00	0.70	\$26.68	\$18.68	
315 572 06 31	1.00	CND	0.70	1.00	0.70	\$26.68	\$18.68	
315 572 06 32	1.00	CND	0.70	1.00	0.70	\$26.68	\$18.68	
315 572 06 33	1.00	CND	0.70	1.00	0.70	\$26.68	\$18.68	
315 572 06 34	1.00	CND	0.70	1.00	0.70	\$26.68	\$18.68	
315 572 06 35	1.00	CND	0.70	1.00	0.70	\$26.68	\$18.68	
315 572 06 36	1.00	CND	0.70	1.00	0.70	\$26.68	\$18.68	
315 572 06 37	1.00	CND	0.70	1.00	0.70	\$26.68	\$18.68	
315 572 06 38	1.00	CND	0.70	1.00	0.70	\$26.68	\$18.68	
315 572 06 39	1.00	CND	0.70	1.00	0.70	\$26.68	\$18.68	
315 572 06 40	1.00	CND	0.70	1.00	0.70	\$26.68	\$18.68	
315 572 06 41	1.00	CND	0.70	1.00	0.70	\$26.68	\$18.68	
315 572 06 42	1.00	CND	0.70	1.00	0.70	\$26.68	\$18.68	
315 572 06 43	1.00	CND	0.70	1.00	0.70	\$26.68	\$18.68	
315 572 06 44	1.00	CND	0.70	1.00	0.70	\$26.68	\$18.68	
315 572 06 45	1.00	CND	0.70	1.00	0.70	\$26.68	\$18.68	
315 572 06 46	1.00	CND	0.70	1.00	0.70	\$26.68	\$18.68	

EXHIBIT C - Assessment Roll (Fiscal Year 2027)

Peñasquitos East Maintenance Assessment District

Parcel Number	Acres/ Units ⁽¹⁾	Land Use ⁽²⁾	Assessment Factors		Total EBU's	Unit Cost (\$/EBU)	FY 2027 ⁽⁴⁾ Assessment	Owner Name
			Land Use ⁽²⁾	Benefit ⁽³⁾				
315 572 06 47	1.00	CND	0.70	1.00	0.70	\$26.68	\$18.68	
315 572 06 48	1.00	CND	0.70	1.00	0.70	\$26.68	\$18.68	
315 572 07 01	1.00	CND	0.70	1.00	0.70	\$26.68	\$18.68	
315 572 07 02	1.00	CND	0.70	1.00	0.70	\$26.68	\$18.68	
315 572 07 03	1.00	CND	0.70	1.00	0.70	\$26.68	\$18.68	
315 572 07 04	1.00	CND	0.70	1.00	0.70	\$26.68	\$18.68	
315 572 07 05	1.00	CND	0.70	1.00	0.70	\$26.68	\$18.68	
315 572 07 06	1.00	CND	0.70	1.00	0.70	\$26.68	\$18.68	
315 572 07 07	1.00	CND	0.70	1.00	0.70	\$26.68	\$18.68	
315 572 07 08	1.00	CND	0.70	1.00	0.70	\$26.68	\$18.68	
315 572 07 09	1.00	CND	0.70	1.00	0.70	\$26.68	\$18.68	
315 572 07 10	1.00	CND	0.70	1.00	0.70	\$26.68	\$18.68	
315 572 07 11	1.00	CND	0.70	1.00	0.70	\$26.68	\$18.68	
315 572 07 12	1.00	CND	0.70	1.00	0.70	\$26.68	\$18.68	
315 572 07 13	1.00	CND	0.70	1.00	0.70	\$26.68	\$18.68	
315 572 07 14	1.00	CND	0.70	1.00	0.70	\$26.68	\$18.68	
315 572 07 15	1.00	CND	0.70	1.00	0.70	\$26.68	\$18.68	
315 572 07 16	1.00	CND	0.70	1.00	0.70	\$26.68	\$18.68	
315 572 07 17	1.00	CND	0.70	1.00	0.70	\$26.68	\$18.68	
315 572 07 18	1.00	CND	0.70	1.00	0.70	\$26.68	\$18.68	
315 572 07 19	1.00	CND	0.70	1.00	0.70	\$26.68	\$18.68	
315 572 07 20	1.00	CND	0.70	1.00	0.70	\$26.68	\$18.68	
315 572 07 21	1.00	CND	0.70	1.00	0.70	\$26.68	\$18.68	
315 572 07 22	1.00	CND	0.70	1.00	0.70	\$26.68	\$18.68	
315 572 07 23	1.00	CND	0.70	1.00	0.70	\$26.68	\$18.68	
315 572 07 24	1.00	CND	0.70	1.00	0.70	\$26.68	\$18.68	
315 572 07 25	1.00	CND	0.70	1.00	0.70	\$26.68	\$18.68	
315 572 07 26	1.00	CND	0.70	1.00	0.70	\$26.68	\$18.68	
315 572 07 27	1.00	CND	0.70	1.00	0.70	\$26.68	\$18.68	
315 572 07 28	1.00	CND	0.70	1.00	0.70	\$26.68	\$18.68	
315 572 07 29	1.00	CND	0.70	1.00	0.70	\$26.68	\$18.68	
315 572 07 30	1.00	CND	0.70	1.00	0.70	\$26.68	\$18.68	
315 572 07 31	1.00	CND	0.70	1.00	0.70	\$26.68	\$18.68	
315 572 07 32	1.00	CND	0.70	1.00	0.70	\$26.68	\$18.68	
315 572 07 33	1.00	CND	0.70	1.00	0.70	\$26.68	\$18.68	
315 572 07 34	1.00	CND	0.70	1.00	0.70	\$26.68	\$18.68	
315 572 07 35	1.00	CND	0.70	1.00	0.70	\$26.68	\$18.68	
315 572 07 36	1.00	CND	0.70	1.00	0.70	\$26.68	\$18.68	
315 572 07 37	1.00	CND	0.70	1.00	0.70	\$26.68	\$18.68	
315 572 07 38	1.00	CND	0.70	1.00	0.70	\$26.68	\$18.68	
315 572 07 39	1.00	CND	0.70	1.00	0.70	\$26.68	\$18.68	
315 572 07 40	1.00	CND	0.70	1.00	0.70	\$26.68	\$18.68	
315 572 07 41	1.00	CND	0.70	1.00	0.70	\$26.68	\$18.68	
315 572 07 42	1.00	CND	0.70	1.00	0.70	\$26.68	\$18.68	
315 572 07 43	1.00	CND	0.70	1.00	0.70	\$26.68	\$18.68	
315 572 07 44	1.00	CND	0.70	1.00	0.70	\$26.68	\$18.68	
315 572 07 45	1.00	CND	0.70	1.00	0.70	\$26.68	\$18.68	
315 572 07 46	1.00	CND	0.70	1.00	0.70	\$26.68	\$18.68	
315 572 07 47	1.00	CND	0.70	1.00	0.70	\$26.68	\$18.68	
315 572 07 48	1.00	CND	0.70	1.00	0.70	\$26.68	\$18.68	
315 572 08 01	1.00	CND	0.70	1.00	0.70	\$26.68	\$18.68	
315 572 08 02	1.00	CND	0.70	1.00	0.70	\$26.68	\$18.68	
315 572 08 03	1.00	CND	0.70	1.00	0.70	\$26.68	\$18.68	

EXHIBIT C - Assessment Roll (Fiscal Year 2027)

Peñasquitos East Maintenance Assessment District

Parcel Number	Acres/ Units ⁽¹⁾	Land Use ⁽²⁾	Assessment Factors		Total EBU's	Unit Cost (\$/EBU)	FY 2027 ⁽⁴⁾ Assessment	Owner Name
			Land Use ⁽²⁾	Benefit ⁽³⁾				
315 572 08 04	1.00	CND	0.70	1.00	0.70	\$26.68	\$18.68	
315 572 08 05	1.00	CND	0.70	1.00	0.70	\$26.68	\$18.68	
315 572 08 06	1.00	CND	0.70	1.00	0.70	\$26.68	\$18.68	
315 572 08 07	1.00	CND	0.70	1.00	0.70	\$26.68	\$18.68	
315 572 08 08	1.00	CND	0.70	1.00	0.70	\$26.68	\$18.68	
315 572 08 09	1.00	CND	0.70	1.00	0.70	\$26.68	\$18.68	
315 572 08 10	1.00	CND	0.70	1.00	0.70	\$26.68	\$18.68	
315 572 08 11	1.00	CND	0.70	1.00	0.70	\$26.68	\$18.68	
315 572 08 12	1.00	CND	0.70	1.00	0.70	\$26.68	\$18.68	
315 572 08 13	1.00	CND	0.70	1.00	0.70	\$26.68	\$18.68	
315 572 08 14	1.00	CND	0.70	1.00	0.70	\$26.68	\$18.68	
315 572 08 15	1.00	CND	0.70	1.00	0.70	\$26.68	\$18.68	
315 572 08 16	1.00	CND	0.70	1.00	0.70	\$26.68	\$18.68	
315 572 08 17	1.00	CND	0.70	1.00	0.70	\$26.68	\$18.68	
315 572 08 18	1.00	CND	0.70	1.00	0.70	\$26.68	\$18.68	
315 572 08 19	1.00	CND	0.70	1.00	0.70	\$26.68	\$18.68	
315 572 08 20	1.00	CND	0.70	1.00	0.70	\$26.68	\$18.68	
315 572 08 21	1.00	CND	0.70	1.00	0.70	\$26.68	\$18.68	
315 572 08 22	1.00	CND	0.70	1.00	0.70	\$26.68	\$18.68	
315 572 08 23	1.00	CND	0.70	1.00	0.70	\$26.68	\$18.68	
315 572 08 24	1.00	CND	0.70	1.00	0.70	\$26.68	\$18.68	
315 572 08 25	1.00	CND	0.70	1.00	0.70	\$26.68	\$18.68	
315 572 08 26	1.00	CND	0.70	1.00	0.70	\$26.68	\$18.68	
315 572 08 27	1.00	CND	0.70	1.00	0.70	\$26.68	\$18.68	
315 572 08 28	1.00	CND	0.70	1.00	0.70	\$26.68	\$18.68	
315 572 08 29	1.00	CND	0.70	1.00	0.70	\$26.68	\$18.68	
315 572 08 30	1.00	CND	0.70	1.00	0.70	\$26.68	\$18.68	
315 572 08 31	1.00	CND	0.70	1.00	0.70	\$26.68	\$18.68	
315 572 08 32	1.00	CND	0.70	1.00	0.70	\$26.68	\$18.68	
315 572 08 33	1.00	CND	0.70	1.00	0.70	\$26.68	\$18.68	
315 572 08 34	1.00	CND	0.70	1.00	0.70	\$26.68	\$18.68	
315 572 08 35	1.00	CND	0.70	1.00	0.70	\$26.68	\$18.68	
315 572 08 36	1.00	CND	0.70	1.00	0.70	\$26.68	\$18.68	
315 572 08 37	1.00	CND	0.70	1.00	0.70	\$26.68	\$18.68	
315 572 08 38	1.00	CND	0.70	1.00	0.70	\$26.68	\$18.68	
315 572 08 39	1.00	CND	0.70	1.00	0.70	\$26.68	\$18.68	
315 572 08 40	1.00	CND	0.70	1.00	0.70	\$26.68	\$18.68	
315 572 08 41	1.00	CND	0.70	1.00	0.70	\$26.68	\$18.68	
315 572 08 42	1.00	CND	0.70	1.00	0.70	\$26.68	\$18.68	
315 572 08 43	1.00	CND	0.70	1.00	0.70	\$26.68	\$18.68	
315 572 08 44	1.00	CND	0.70	1.00	0.70	\$26.68	\$18.68	
315 572 08 45	1.00	CND	0.70	1.00	0.70	\$26.68	\$18.68	
315 572 08 46	1.00	CND	0.70	1.00	0.70	\$26.68	\$18.68	
315 572 08 47	1.00	CND	0.70	1.00	0.70	\$26.68	\$18.68	
315 572 08 48	1.00	CND	0.70	1.00	0.70	\$26.68	\$18.68	
315 572 09 01	1.00	CND	0.70	1.00	0.70	\$26.68	\$18.68	
315 572 09 02	1.00	CND	0.70	1.00	0.70	\$26.68	\$18.68	
315 572 09 03	1.00	CND	0.70	1.00	0.70	\$26.68	\$18.68	
315 572 09 04	1.00	CND	0.70	1.00	0.70	\$26.68	\$18.68	
315 572 09 05	1.00	CND	0.70	1.00	0.70	\$26.68	\$18.68	
315 572 09 06	1.00	CND	0.70	1.00	0.70	\$26.68	\$18.68	
315 572 09 07	1.00	CND	0.70	1.00	0.70	\$26.68	\$18.68	
315 572 09 08	1.00	CND	0.70	1.00	0.70	\$26.68	\$18.68	

EXHIBIT C - Assessment Roll (Fiscal Year 2027)

Peñasquitos East Maintenance Assessment District

Parcel Number	Acres/ Units ⁽¹⁾	Land Use ⁽²⁾	Assessment Factors		Total EBU's	Unit Cost (\$/EBU)	FY 2027 ⁽⁴⁾ Assessment	Owner Name
			Land Use ⁽²⁾	Benefit ⁽³⁾				
315 572 09 09	1.00	CND	0.70	1.00	0.70	\$26.68	\$18.68	
315 572 09 10	1.00	CND	0.70	1.00	0.70	\$26.68	\$18.68	
315 572 09 11	1.00	CND	0.70	1.00	0.70	\$26.68	\$18.68	
315 572 09 12	1.00	CND	0.70	1.00	0.70	\$26.68	\$18.68	
315 572 09 13	1.00	CND	0.70	1.00	0.70	\$26.68	\$18.68	
315 572 09 14	1.00	CND	0.70	1.00	0.70	\$26.68	\$18.68	
315 572 09 15	1.00	CND	0.70	1.00	0.70	\$26.68	\$18.68	
315 572 09 16	1.00	CND	0.70	1.00	0.70	\$26.68	\$18.68	
315 572 09 17	1.00	CND	0.70	1.00	0.70	\$26.68	\$18.68	
315 572 09 18	1.00	CND	0.70	1.00	0.70	\$26.68	\$18.68	
315 572 09 19	1.00	CND	0.70	1.00	0.70	\$26.68	\$18.68	
315 572 09 20	1.00	CND	0.70	1.00	0.70	\$26.68	\$18.68	
315 572 09 21	1.00	CND	0.70	1.00	0.70	\$26.68	\$18.68	
315 572 09 22	1.00	CND	0.70	1.00	0.70	\$26.68	\$18.68	
315 572 09 23	1.00	CND	0.70	1.00	0.70	\$26.68	\$18.68	
315 572 09 24	1.00	CND	0.70	1.00	0.70	\$26.68	\$18.68	
315 572 09 25	1.00	CND	0.70	1.00	0.70	\$26.68	\$18.68	
315 572 09 26	1.00	CND	0.70	1.00	0.70	\$26.68	\$18.68	
315 572 09 27	1.00	CND	0.70	1.00	0.70	\$26.68	\$18.68	
315 572 09 28	1.00	CND	0.70	1.00	0.70	\$26.68	\$18.68	
315 572 09 29	1.00	CND	0.70	1.00	0.70	\$26.68	\$18.68	
315 572 09 30	1.00	CND	0.70	1.00	0.70	\$26.68	\$18.68	
315 572 09 31	1.00	CND	0.70	1.00	0.70	\$26.68	\$18.68	
315 572 09 32	1.00	CND	0.70	1.00	0.70	\$26.68	\$18.68	
315 572 09 33	1.00	CND	0.70	1.00	0.70	\$26.68	\$18.68	
315 572 09 34	1.00	CND	0.70	1.00	0.70	\$26.68	\$18.68	
315 572 09 35	1.00	CND	0.70	1.00	0.70	\$26.68	\$18.68	
315 572 09 36	1.00	CND	0.70	1.00	0.70	\$26.68	\$18.68	
315 572 09 37	1.00	CND	0.70	1.00	0.70	\$26.68	\$18.68	
315 572 09 38	1.00	CND	0.70	1.00	0.70	\$26.68	\$18.68	
315 572 09 39	1.00	CND	0.70	1.00	0.70	\$26.68	\$18.68	
315 572 09 40	1.00	CND	0.70	1.00	0.70	\$26.68	\$18.68	
315 572 09 41	1.00	CND	0.70	1.00	0.70	\$26.68	\$18.68	
315 572 09 42	1.00	CND	0.70	1.00	0.70	\$26.68	\$18.68	
315 572 09 43	1.00	CND	0.70	1.00	0.70	\$26.68	\$18.68	
315 572 09 44	1.00	CND	0.70	1.00	0.70	\$26.68	\$18.68	
315 572 09 45	1.00	CND	0.70	1.00	0.70	\$26.68	\$18.68	
315 572 09 46	1.00	CND	0.70	1.00	0.70	\$26.68	\$18.68	
315 572 09 47	1.00	CND	0.70	1.00	0.70	\$26.68	\$18.68	
315 572 09 48	1.00	CND	0.70	1.00	0.70	\$26.68	\$18.68	
315 572 10 01	1.00	CND	0.70	1.00	0.70	\$26.68	\$18.68	
315 572 10 02	1.00	CND	0.70	1.00	0.70	\$26.68	\$18.68	
315 572 10 03	1.00	CND	0.70	1.00	0.70	\$26.68	\$18.68	
315 572 10 04	1.00	CND	0.70	1.00	0.70	\$26.68	\$18.68	
315 572 10 05	1.00	CND	0.70	1.00	0.70	\$26.68	\$18.68	
315 572 10 06	1.00	CND	0.70	1.00	0.70	\$26.68	\$18.68	
315 572 10 07	1.00	CND	0.70	1.00	0.70	\$26.68	\$18.68	
315 572 10 08	1.00	CND	0.70	1.00	0.70	\$26.68	\$18.68	
315 572 10 09	1.00	CND	0.70	1.00	0.70	\$26.68	\$18.68	
315 572 10 10	1.00	CND	0.70	1.00	0.70	\$26.68	\$18.68	
315 572 10 11	1.00	CND	0.70	1.00	0.70	\$26.68	\$18.68	
315 572 10 12	1.00	CND	0.70	1.00	0.70	\$26.68	\$18.68	
315 572 10 13	1.00	CND	0.70	1.00	0.70	\$26.68	\$18.68	

EXHIBIT C - Assessment Roll (Fiscal Year 2027)

Peñasquitos East Maintenance Assessment District

Parcel Number	Acres/ Units ⁽¹⁾	Land Use ⁽²⁾	Assessment Factors		Total EBU's	Unit Cost (\$/EBU)	FY 2027 ⁽⁴⁾ Assessment	Owner Name
			Land Use ⁽²⁾	Benefit ⁽³⁾				
315 572 10 14	1.00	CND	0.70	1.00	0.70	\$26.68	\$18.68	
315 572 10 15	1.00	CND	0.70	1.00	0.70	\$26.68	\$18.68	
315 572 10 16	1.00	CND	0.70	1.00	0.70	\$26.68	\$18.68	
315 572 10 17	1.00	CND	0.70	1.00	0.70	\$26.68	\$18.68	
315 572 10 18	1.00	CND	0.70	1.00	0.70	\$26.68	\$18.68	
315 572 10 19	1.00	CND	0.70	1.00	0.70	\$26.68	\$18.68	
315 572 10 20	1.00	CND	0.70	1.00	0.70	\$26.68	\$18.68	
315 572 10 21	1.00	CND	0.70	1.00	0.70	\$26.68	\$18.68	
315 572 10 22	1.00	CND	0.70	1.00	0.70	\$26.68	\$18.68	
315 572 10 23	1.00	CND	0.70	1.00	0.70	\$26.68	\$18.68	
315 572 10 24	1.00	CND	0.70	1.00	0.70	\$26.68	\$18.68	
315 572 10 25	1.00	CND	0.70	1.00	0.70	\$26.68	\$18.68	
315 572 10 26	1.00	CND	0.70	1.00	0.70	\$26.68	\$18.68	
315 572 10 27	1.00	CND	0.70	1.00	0.70	\$26.68	\$18.68	
315 572 10 28	1.00	CND	0.70	1.00	0.70	\$26.68	\$18.68	
315 572 10 29	1.00	CND	0.70	1.00	0.70	\$26.68	\$18.68	
315 572 10 30	1.00	CND	0.70	1.00	0.70	\$26.68	\$18.68	
315 572 10 31	1.00	CND	0.70	1.00	0.70	\$26.68	\$18.68	
315 572 10 32	1.00	CND	0.70	1.00	0.70	\$26.68	\$18.68	
315 572 10 33	1.00	CND	0.70	1.00	0.70	\$26.68	\$18.68	
315 572 10 34	1.00	CND	0.70	1.00	0.70	\$26.68	\$18.68	
315 572 10 35	1.00	CND	0.70	1.00	0.70	\$26.68	\$18.68	
315 572 10 36	1.00	CND	0.70	1.00	0.70	\$26.68	\$18.68	
315 572 10 37	1.00	CND	0.70	1.00	0.70	\$26.68	\$18.68	
315 572 10 38	1.00	CND	0.70	1.00	0.70	\$26.68	\$18.68	
315 572 10 39	1.00	CND	0.70	1.00	0.70	\$26.68	\$18.68	
315 572 10 40	1.00	CND	0.70	1.00	0.70	\$26.68	\$18.68	
315 572 10 41	1.00	CND	0.70	1.00	0.70	\$26.68	\$18.68	
315 572 10 42	1.00	CND	0.70	1.00	0.70	\$26.68	\$18.68	
315 572 10 43	1.00	CND	0.70	1.00	0.70	\$26.68	\$18.68	
315 572 10 44	1.00	CND	0.70	1.00	0.70	\$26.68	\$18.68	
315 572 10 45	1.00	CND	0.70	1.00	0.70	\$26.68	\$18.68	
315 572 10 46	1.00	CND	0.70	1.00	0.70	\$26.68	\$18.68	
315 572 10 47	1.00	CND	0.70	1.00	0.70	\$26.68	\$18.68	
315 572 10 48	1.00	CND	0.70	1.00	0.70	\$26.68	\$18.68	
315 572 11 00	1.88	OSP	0.00	0.30	0.00	\$26.68	\$0.00	
315 572 12 00	1.00	SFD	1.00	1.00	1.00	\$26.68	\$26.68	
315 572 13 00	3.50	OSP	0.00	0.30	0.00	\$26.68	\$0.00	
315 572 15 00	5.32	CRH	2.80	0.60	8.94	\$26.68	\$238.46	
315 572 16 00	0.02	UTL	3.00	0.30	0.02	\$26.68	\$0.48	

TOTAL	-	-	-	-	14,679.13	-	\$391,648.62	
--------------	---	---	---	---	------------------	---	---------------------	--

⁽¹⁾ Applicable units (acres or dwelling units) dependent upon Land Use Code.
⁽²⁾ Refer to Assessment Engineer's Report for descriptions of Land Use Code and Land Use Factor.
⁽³⁾ Refer to Assessment Engineer's Report for applicable Benefit Factor.
⁽⁴⁾ FY 2027 is the City's Fiscal Year 2027, which begins July 1, 2026 and ends June 30, 2027