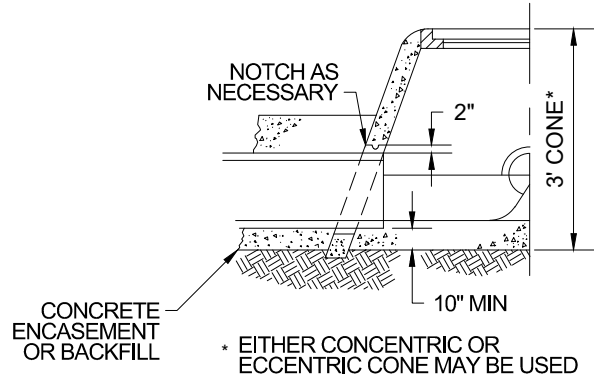


SECTION B-B



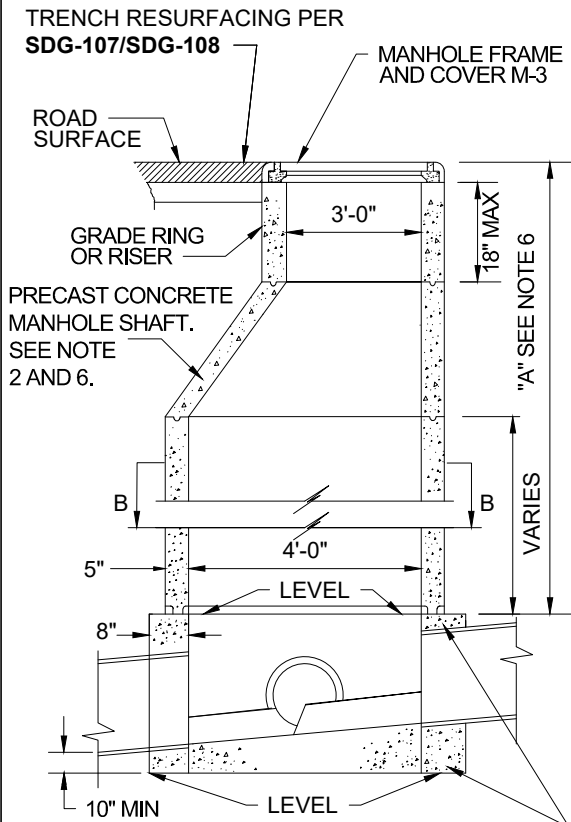
HALF SECTION SHALLOW MANHOLE



SECTION C-C

NOTES:

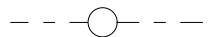
1. ALL RISER JOINTS SHALL BE EPOXY MORTARED.
2. ALL PRECAST COMPONENTS SHALL BE MANUFACTURED IN ACCORDANCE WITH ASTM C478.
3. VERTICAL WALL OF CONE SHALL BE ON THE UPSTREAM SIDE OF THE MANHOLE.
4. CONCRETE BASE SHALL BE 560-C-3250. SEE **SDS-120** FOR CAST-IN-PLACE MANHOLE BASE.
5. APPROVED WATER STOP REQUIRED FOR PLASTIC PIPE CONNECTIONS.
6. PRECAST SECTIONS SHALL BE USED WITHIN DIMENSION "A" AS REQUIRED, IN ORDER OF PREFERENCE LISTED:
 - A) CONE (NOTCHED FOR PIPE IF DIMENSION "A" IS LESS THAN 3').
 - B) 3" TO 18" OF 3' GRADE RINGS AND RISERS.
 - C) 4' DIAMETER SHAFT VARIABLE HEIGHT.
7. FLEXIBLE PIPE JOINTS SHALL BE REQUIRED WITHIN 12" OF INSIDE FACE OF MANHOLE, EXCEPT FOR PLASTIC PIPE.
8. ALL PATCHING WITHIN MANHOLE BASE SHALL BE EPOXY MORTAR.
9. PRIOR APPROVAL OF PRECAST BASE IS REQUIRED BY THE CITY.



SECTION A-A

CONCRETE MANHOLE BASE
CAST-IN-PLACE. SEE NOTE 4
AND NOTE 9.

LEGEND ON PLANS



REVISION	BY	APPROVED	DATE
DETAIL	JP	A. OSKOUJ	12/03
UPDATED	KA	J. NAGELVOORT	01/12
UPDATED	GB	J. NAGELVOORT	07/15
REDRAFTED	CD	J. NAGELVOORT	09/18
UPDATED	RC	R. AMEN	05/26

CITY OF SAN DIEGO – STANDARD DRAWING

**MANHOLE 4' X 3' DIAMETER
(FOR 12" MAXIMUM DIAMETER PIPE)**

RECOMMENDED BY THE CITY
OF SAN DIEGO STANDARDS COMMITTEE

Alaine James 05/29/2026
COORDINATOR R.C.E. 81047 DATE

DRAWING NUMBER **SDS-107**