



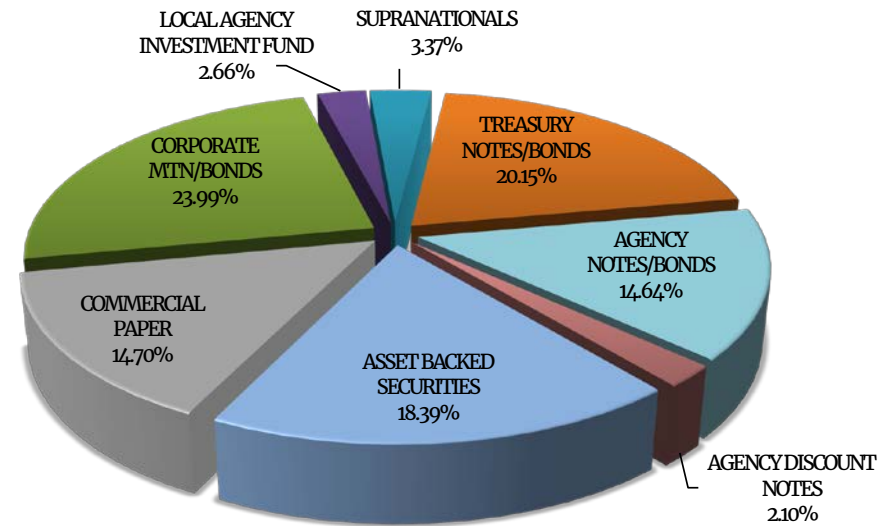
ASSET ALLOCATION

Assets (000's)	Current Par Value	Current Book Value	Market Value	Mkt/Book	Yield to Maturity
ASSET BACKED SECURITIES	435,928	433,025	434,940	100.44%	3.37%
COMMERCIAL PAPER	348,500	345,972	347,509	100.44%	2.58%
CORPORATE MTN/BONDS	566,423	564,929	565,947	100.18%	2.45%
LOCAL AGENCY INVESTMENT FUND	62,501	62,501	62,501	100.00%	2.55%
SUPRANATIONALS	79,000	79,268	78,559	99.11%	0.43%
TREASURY NOTES/BONDS	478,000	474,445	476,660	100.47%	2.27%
AGENCY NOTES/BONDS	345,000	344,778	344,198	99.83%	1.65%
AGENCY DISCOUNT NOTES	50,000	49,524	49,796	100.55%	2.44%
Totals (000's):	2,365,352	2,354,441	2,360,111	100.24%	2.47%

Portfolio Breakdown & Statistics

	Liquidity	Core
Portfolio Size	\$951,516,519	\$1,402,924,760
% of total pool	40.41%	59.59%
Portfolio Duration*	0.24	1.71
Index Duration*	0.36	1.86
% of index	67.89%	91.73%
Weighted Average Days to Maturity	92	648
Earned Income Yield	2.009%	2.437%

* Macaulay's Duration for Liquidity and Effective Duration for Core.



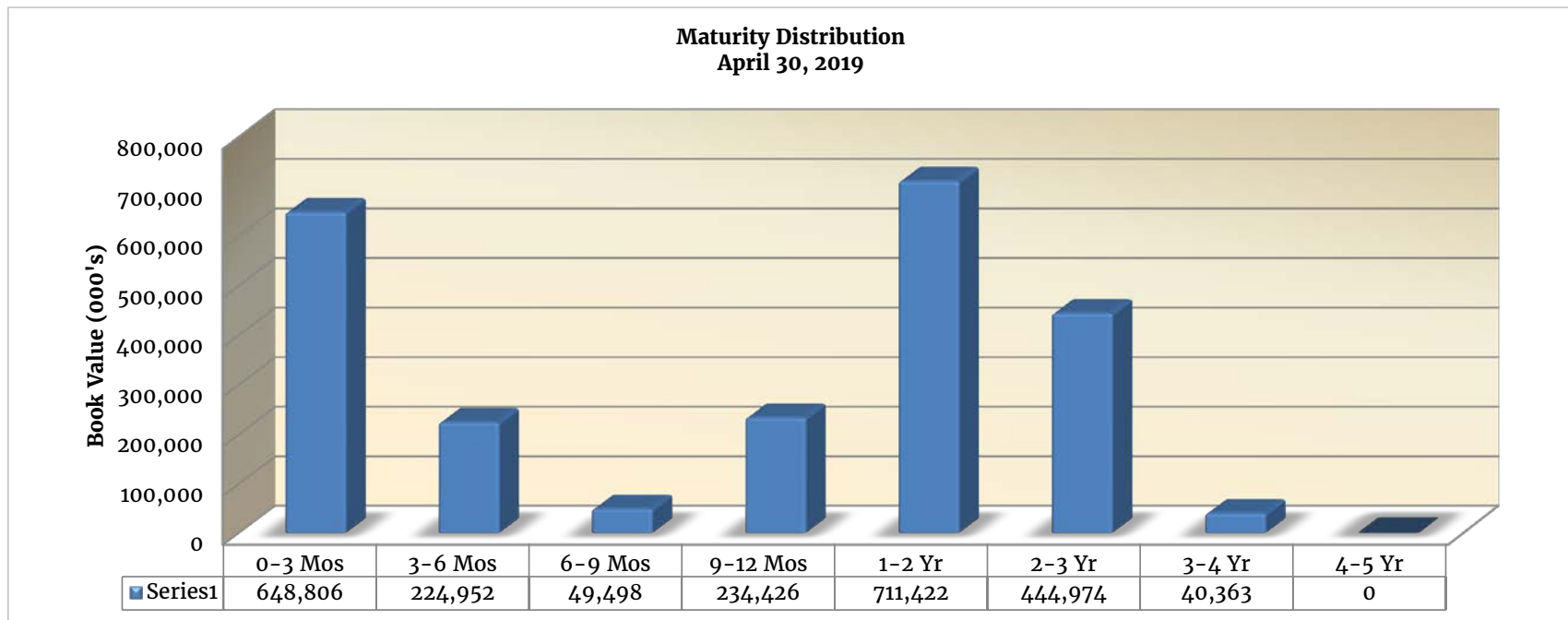
INVESTMENT STATUS SUMMARY BY FUND TYPE

Category	Cost of Invest Held	% of Total	Market Value
POOLED INVESTMENTS:	\$2,354,441,278.58	99.49%	\$2,360,111,082.99
BOND/NOTE FUNDS INVESTED BY TREASURER: SDTFC Series 2018C Tax Exempt	\$12,068,203.91	0.51%	\$12,181,479.30
TOTAL INVESTED FUNDS:	\$2,366,509,482.49	100.00%	\$2,372,292,562.29



MATURITY DISTRIBUTION

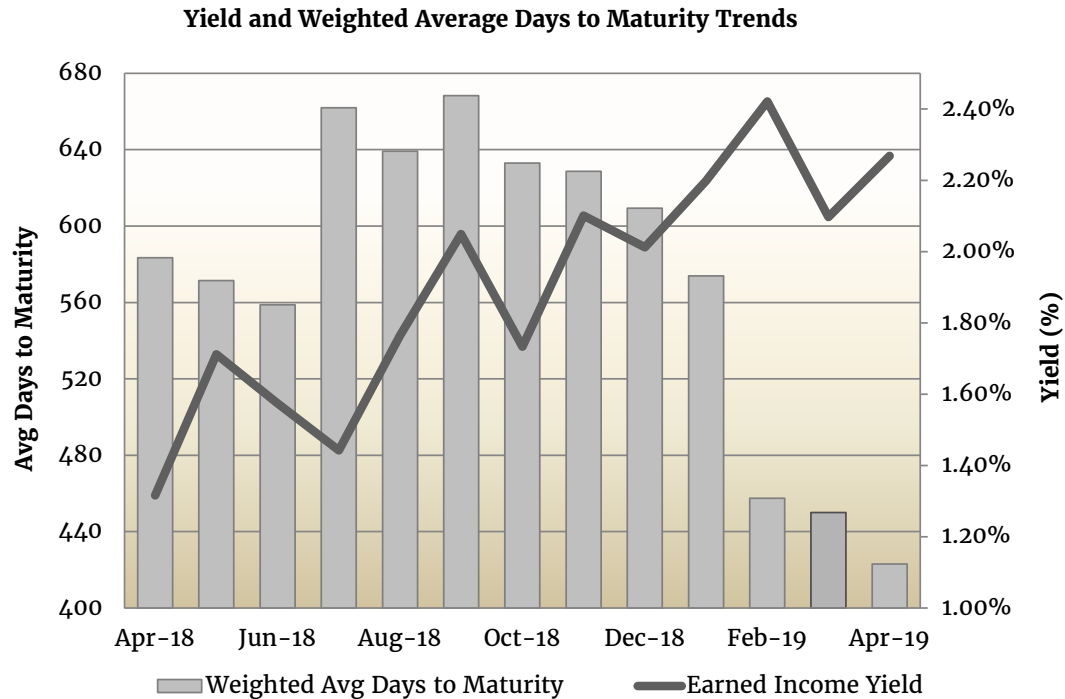
Current Book Value (000's)	0-3 Mos	3-6 Mos	6-9 Mos	9-12 Mos	1-2 Yr	2-3 Yr	3-4 Yr	4-5 Yr	Totals (000's)
ASSET BACKED SECURITIES	71,275	29,095	21,238	136,504	122,931	51,980			433,025
COMMERCIAL PAPER	345,972								345,972
CORPORATE MTN/BONDS	40,719	55,906	28,259	73,217	247,025	103,821	15,982		564,929
LOCAL AGENCY INVESTMENT FUND	62,501								62,501
SUPRANATIONALS	28,857				50,411				79,268
TREASURY NOTES/BONDS		25,001		24,705	146,822	253,536	24,381		474,445
AGENCY NOTES/BONDS	49,959	114,949			144,234	35,637			344,778
AGENCY DISCOUNT NOTES	49,524								49,524
Totals (000's):	648,806	224,952	49,498	234,426	711,422	444,974	40,363	0	2,354,441
% of Portfolio	27.56%	9.55%	2.10%	9.96%	30.22%	18.90%	1.71%	0.00%	100.00%





PORTFOLIO - EARNED INCOME YIELD

Month	Earned Income Yield	Weighted Avg Days to Maturity
Apr-18	1.32%	583.43
May-18	1.71%	571.40
Jun-18	1.57%	558.84
Jul-18	1.44%	661.99
Aug-18	1.76%	639.27
Sep-18	2.05%	668.31
Oct-18	1.73%	633.00
Nov-18	2.10%	628.75
Dec-18	2.01%	609.38
Jan-19	2.20%	573.92
Feb-19	2.42%	457.53
Mar-19	2.10%	450.00
Apr-19	2.27%	422.99



* The drop in Feb-19's "Weighted Average Days to Maturity," and going forward, reflects a one-time system adjustment to the division's Investment Accounting program (SunGard) to more accurately reflect the maturity profile of the City's Asset Backed Securities by using its expected maturity versus its final stated maturity.

TREASURY NOTES/BONDS	Issuer	CUSIP	Coupon Rate	Yield to Maturity	Modified Duration	Purchase Date	Maturity Date	Current Par Value	Current Book Value	Market Value	Market Price	Price Source
US Treasury Note	US Treasury	912828T59	1.000	0.995	0.460	10/15/2018	10/15/2019	25,000,000.00	25,001,322.62	24,839,000.00	99.356	IDC-FIS
US Treasury Note	US Treasury	912828U0	1.125	1.529	0.914	3/31/2017	3/31/2020	25,000,000.00	24,705,078.13	24,715,750.00	98.863	IDC-FIS
US Treasury Note	US Treasury	912828L32	1.375	1.500	1.323	6/1/2017	8/31/2020	25,000,000.00	24,901,367.19	24,678,750.00	98.715	IDC-FIS
US Treasury Note	US Treasury	912828M98	1.625	1.587	1.559	8/1/2017	11/30/2020	23,000,000.00	23,027,851.56	22,751,140.00	98.918	IDC-FIS
US Treasury Note	US Treasury	912828S55	2.500	2.542	1.630	1/3/2019	12/31/2020	25,000,000.00	24,984,671.75	25,077,250.00	100.309	IDC-FIS
US Treasury Note	US Treasury	912828B58	2.125	2.613	1.719	5/1/2018	1/31/2021	25,000,000.00	24,677,734.38	24,921,000.00	99.684	IDC-FIS
US Treasury Note	US Treasury	912828X4	2.500	2.486	1.713	1/31/2019	1/31/2021	25,000,000.00	25,006,835.94	25,072,250.00	100.289	IDC-FIS
US Treasury Note	US Treasury	912828Q78	1.375	2.428	1.979	4/2/2018	4/30/2021	25,000,000.00	24,223,632.81	24,560,500.00	98.242	IDC-FIS
US Treasury Note	US Treasury	912828WR7	2.125	2.452	2.114	4/2/2018	6/30/2021	25,000,000.00	24,746,093.75	24,926,750.00	99.707	IDC-FIS
US Treasury Note	US Treasury	9128284W7	2.750	2.696	2.225	9/4/2018	8/15/2021	80,000,000.00	80,121,875.00	80,872,000.00	101.090	IDC-FIS
US Treasury Note	US Treasury	912828D72	2.000	2.586	2.284	6/1/2018	8/31/2021	25,000,000.00	24,545,898.44	24,853,500.00	99.414	IDC-FIS
US Treasury Note	US Treasury	912828T67	1.250	1.510	2.469	11/14/2016	10/31/2021	25,000,000.00	24,690,429.69	24,393,500.00	97.574	IDC-FIS
US Treasury Note	US Treasury	9128285R7	2.625	2.531	2.530	1/3/2019	12/15/2021	25,000,000.00	25,100,661.06	25,243,250.00	100.973	IDC-FIS
US Treasury Note	US Treasury	912828G87	2.125	2.620	2.588	6/1/2018	12/31/2021	25,000,000.00	24,579,101.56	24,923,750.00	99.695	IDC-FIS
US Treasury Note	US Treasury	912828V72	1.875	2.163	2.681	1/3/2018	1/31/2022	25,000,000.00	24,720,703.13	24,749,000.00	98.996	IDC-FIS
US Treasury Note	US Treasury	9128286C9	2.500	2.490	2.701	3/1/2019	2/15/2022	25,000,000.00	25,031,007.21	25,172,750.00	100.691	IDC-FIS
US Treasury Note	US Treasury	912828XG0	2.125	2.858	3.057	12/3/2018	6/30/2022	25,000,000.00	24,380,859.38	24,910,250.00	99.641	IDC-FIS
Total	Count 17		2.038	2.269	2.025			478,000,000.00	474,445,123.60	476,660,390.00	99.720	

AGENCY NOTES/BONDS	Issuer	CUSIP	Coupon Rate	Yield to Maturity	Modified Duration	Purchase Date	Maturity Date	Current Par Value	Current Book Value	Market Value	Market Price	Price Source
Agency Note	Federal Home Loan Mortgage Corporation	3137EAEB1	0.875	0.956	0.219	7/19/2018	7/19/2019	25,000,000.00	24,979,814.90	24,913,750.00	99.655	IDC-FIS
Agency Note	Federal Home Loan Mortgage Corporation	3137EAEB1	0.875	0.960	0.219	7/19/2018	7/19/2019	25,000,000.00	24,978,956.08	24,913,750.00	99.655	IDC-FIS
Agency Note	Federal National Mortgage Association	3135GoN33	0.875	0.931	0.257	8/2/2018	8/2/2019	25,000,000.00	24,986,000.00	24,897,500.00	99.590	IDC-FIS
Agency Note	Federal Home Loan Bank	3130A8Y72	0.875	0.939	0.266	2/5/2019	8/5/2019	25,000,000.00	24,992,072.99	24,899,750.00	99.599	IDC-FIS
Agency Note	Federal National Mortgage Association	3135GoP49	1.000	1.052	0.329	2/28/2019	8/28/2019	25,000,000.00	24,993,523.85	24,878,250.00	99.513	IDC-FIS
Agency Note	Federal National Mortgage Association	3135GoR39	1.000	1.090	0.485	10/24/2018	10/24/2019	25,000,000.00	24,977,646.25	24,828,000.00	99.312	IDC-FIS
Agency Note	Federal Home Loan Mortgage Corporation	3134GARV8	1.300	1.300	0.487	10/25/2018	10/25/2019	15,000,000.00	15,000,000.00	14,917,500.00	99.450	IDC-FIS
Agency Note	Federal Home Loan Bank	3130ACE26	1.375	1.519	1.401	9/12/2017	9/28/2020	25,000,000.00	24,893,500.00	24,664,000.00	98.656	IDC-FIS
Agency Note	Federal Home Loan Mortgage Corporation	3137EAEJ4	1.625	1.687	1.402	9/29/2017	9/29/2020	20,000,000.00	19,963,800.00	19,800,200.00	99.001	IDC-FIS
Agency Note	Federal National Mortgage Association	3135GoJ20	1.375	1.986	1.802	12/1/2017	2/26/2021	25,000,000.00	24,523,350.00	24,581,750.00	98.327	IDC-FIS
Agency Note	Federal Home Loan Bank	3130A0XD7	2.375	2.513	1.832	3/1/2018	3/12/2021	25,000,000.00	24,899,500.00	25,018,250.00	100.073	IDC-FIS
Agency Note	Federal Farm Credit Bank	3133EKFP6	2.230	2.249	1.898	4/5/2019	4/5/2021	25,000,000.00	24,990,750.00	24,953,750.00	99.815	IDC-FIS
Agency Note	Federal National Mortgage Association	3135GoU27	2.500	2.552	1.916	4/13/2018	4/13/2021	25,000,000.00	24,962,750.00	25,085,250.00	100.341	IDC-FIS
Agency Note	Federal Home Loan Bank	313373ZY1	3.625	2.703	2.028	7/2/2018	6/11/2021	25,000,000.00	25,647,250.00	25,671,750.00	102.687	IDC-FIS
Agency Note	Federal Farm Credit Bank	3133EJT74	3.050	3.087	2.431	11/15/2018	11/15/2021	10,000,000.00	9,989,500.00	10,174,300.00	101.743	IDC-FIS
Total	Count 15		1.618	1.655	1.090			345,000,000.00	344,778,414.07	344,197,750.00	99.767	

AGENCY DISCOUNT NOTES	Issuer	CUSIP	Coupon Rate	Yield to Maturity	Modified Duration	Purchase Date	Maturity Date	Current Par Value	Current Book Value	Market Value	Market Price	Price Source
Agency Discount Note	Federal Home Loan Bank	313384HP7	2.410	2.436	0.170	1/24/2019	7/1/2019	25,000,000.00	24,735,569.44	24,898,000.00	99.592	IDC-FIS
Agency Discount Note	Federal Home Loan Bank	313384HP7	2.420	2.441	0.170	2/25/2019	7/1/2019	25,000,000.00	24,788,250.00	24,898,000.00	99.592	IDC-FIS
Total	Count 2		2.415	2.438	0.170			50,000,000.00	49,523,819.44	49,796,000.00	99.592	

SUPRANATIONALS	Issuer	CUSIP	Coupon Rate	Yield to Maturity	Modified Duration	Purchase Date	Maturity Date	Current Par Value	Current Book Value	Market Value	Market Price	Price Source
Supranationals	Intl Bank of Reconstruction & Development	459052HP4	2.410	2.423	0.170	4/10/2019	7/1/2019	25,000,000.00	24,862,763.89	24,898,000.00	99.592	IDC-FIS
Supranationals	Intl Bank of Reconstruction & Development	459058EV1	1.250	1.390	0.238	7/26/2018	7/26/2019	4,000,000.00	3,994,469.17	3,987,600.00	99.690	IDC-FIS
Supranationals	Intl Bank of Reconstruction & Development	459058GA5	1.626	1.581	1.332	9/13/2017	9/4/2020	25,000,000.00	25,027,250.00	24,760,000.00	99.040	IDC-FIS
Supranationals	Inter-American Development Bank	4581XoCD8	2.125	1.624	1.494	9/13/2017	11/9/2020	25,000,000.00	25,383,250.00	24,913,500.00	99.654	IDC-FIS
	Total	Count 4	2.013	1.850	0.952			79,000,000.00	79,267,733.06	78,559,100.00	99.442	
LOCAL AGENCY INVESTMENT FUND	Issuer	CUSIP	Coupon Rate	Yield to Maturity	Modified Duration	Purchase Date	Maturity Date	Current Par Value	Current Book Value	Market Value	Market Price	Price Source
Local Agency Investment Fund	California State Pool		2.550	2.550	0.003	3/31/2003	5/1/2019	62,500,737.63	62,500,737.63	62,500,737.63	100.000	BOOK
	Total	Count 1	2.550	2.550	0.003			62,500,737.63	62,500,737.63	62,500,737.63	100.000	
ASSET BACKED SECURITIES	Issuer	CUSIP	Coupon Rate	Yield to Maturity	Modified Duration	Purchase Date	Maturity Date	Current Par Value	Current Book Value	Market Value	Market Price	Price Source
Asset Backed Security	Chase Issuance Trust	161571HC1	1.370	6.742	0.125	9/19/2018	6/15/2019	10,000,000.00	9,905,468.75	9,982,564.00	99.826	UPRICE
Asset Backed Security	Nissan Master Owner Trust	65474VAL5	1.540	4.465	0.125	9/15/2018	6/15/2019	7,094,000.00	7,057,339.86	7,083,340.56	99.850	UPRICE
Asset Backed Security	Chase Issuance Trust	161571HC1	1.370	3.805	0.125	9/15/2018	6/15/2019	16,365,000.00	16,294,526.21	16,336,465.99	99.826	UPRICE
Asset Backed Security	Nissan Master Owner Trust	65474VAL5	1.540	3.109	0.125	9/15/2018	6/15/2019	2,050,000.00	2,044,304.20	2,046,919.67	99.850	UPRICE
Asset Backed Security	Chase Issuance Trust	161571HF4	1.270	6.711	0.208	8/27/2018	7/15/2019	21,320,000.00	21,068,490.63	21,261,555.48	99.726	UPRICE
Asset Backed Security	Chase Issuance Trust	161571HF4	1.270	4.173	0.208	9/15/2018	7/15/2019	15,000,000.00	14,905,101.07	14,958,880.50	99.726	UPRICE
Asset Backed Security	Mercedes-Benz Auto Lease Trust 2016-B	58769DAD2	1.790	1.795	0.109	9/15/2018	8/15/2019	9,098,002.18	9,097,771.41	9,087,259.26	99.882	UPRICE
Asset Backed Security	Chase Issuance Trust	161571FK5	1.580	2.331	0.166	4/26/2017	8/15/2019	10,150,000.00	10,130,175.78	10,120,667.52	99.711	UPRICE
Asset Backed Security	Chase Issuance Trust	161571FK5	1.580	2.030	0.166	6/12/2017	8/15/2019	4,007,000.00	4,002,304.30	3,995,420.17	99.711	UPRICE
Asset Backed Security	BMW Vehicle Lease Trust 2016-2	055657AC4	1.980	2.003	0.181	9/20/2018	9/20/2019	4,864,556.78	4,863,982.18	4,858,386.58	99.873	UPRICE
Asset Backed Security	Toyota Auto Rec Owners Trust	89237WAD9	1.140	7.603	0.245	1/26/2017	10/15/2019	1,032,682.60	1,001,252.72	1,029,286.62	99.671	UPRICE
Asset Backed Security	Citibank Credit Card Issuance Trust	17305EFW0	1.750	1.949	0.300	7/12/2017	11/19/2019	10,000,000.00	9,985,546.88	9,956,488.00	99.565	UPRICE
Asset Backed Security	Citibank Credit Card Issuance Trust	17305EFW0	1.750	1.900	0.301	4/11/2017	11/19/2019	11,265,000.00	11,252,678.91	11,215,983.73	99.565	UPRICE
Asset Backed Security	American Express Credit Account	02587AAJ3	1.930	2.076	0.415	11/20/2017	2/15/2020	5,375,000.00	5,371,010.74	5,348,004.06	99.498	UPRICE
Asset Backed Security	American Express Credit Account	02587AAJ3	1.930	2.384	0.415	11/27/2017	2/15/2020	15,785,000.00	15,748,620.51	15,705,719.84	99.498	UPRICE
Asset Backed Security	American Express Credit Account	02587AAJ3	1.930	4.581	0.412	2/26/2018	2/15/2020	8,066,000.00	7,958,243.28	8,025,488.52	99.498	UPRICE

POOLED INVESTMENTS AT APRIL 30, 2019 - PORTFOLIO POSITION DETAIL

Asset Backed Security	Bank of America Credit Card TR 2017	05522RCW6	1.950	4.127	0.454	2/20/2018	3/15/2020	9,850,000.00	9,733,031.25	9,803,406.55	99.527	UPRICE
Asset Backed Security	American Express Credit Account	02582JHQ6	2.670	2.691	0.456	3/21/2018	3/15/2020	20,000,000.00	19,997,678.00	20,014,586.00	100.073	UPRICE
Asset Backed Security	Citibank Credit Card Issuance Trust	17305EGB5	1.920	1.946	0.679	4/11/2017	4/7/2020	25,000,000.00	24,992,797.50	24,856,622.50	99.426	UPRICE
Asset Backed Security	Toyota Auto Rec Owners Trust	89238MAD0	1.730	1.745	0.451	9/15/2018	4/15/2020	3,141,762.55	3,141,399.35	3,128,567.15	99.580	UPRICE
Asset Backed Security	Chase Issuance Trust	161571GX6	1.840	2.104	0.498	7/11/2017	4/15/2020	5,250,000.00	5,241,796.88	5,216,400.00	99.360	UPRICE
Asset Backed Security	Chase Issuance Trust	161571GX6	1.840	1.609	0.498	8/10/2017	4/15/2020	12,200,000.00	12,216,679.69	12,121,920.00	99.360	UPRICE
Asset Backed Security	Chase Issuance Trust	161571GX6	1.840	4.443	0.494	2/21/2018	4/15/2020	14,340,000.00	14,121,539.06	14,248,224.00	99.360	UPRICE
Asset Backed Security	American Express Credit Account	02582JHE3	1.770	4.704	0.494	2/26/2018	4/15/2020	18,295,000.00	17,981,269.34	18,165,661.67	99.293	UPRICE
Asset Backed Security	John Deere Owner Trust	47787XAC1	1.780	1.795	0.540	9/15/2018	7/15/2020	1,502,654.84	1,502,431.78	1,497,252.19	99.640	UPRICE
Asset Backed Security	Chase Issuance Trust	161571HE7	1.490	5.753	0.614	5/23/2018	7/15/2020	10,000,000.00	9,701,171.88	9,879,542.00	98.795	UPRICE
Asset Backed Security	Chase Issuance Trust	161571HE7	1.490	4.296	0.614	6/22/2018	7/15/2020	7,500,000.00	7,282,031.25	7,409,656.50	98.795	UPRICE
Asset Backed Security	Citibank Credit Card Issuance Trust	17305EGG4	1.860	3.473	0.746	5/17/2018	8/7/2020	9,190,000.00	8,982,507.03	9,114,846.02	99.182	UPRICE
Asset Backed Security	Citibank Credit Card Issuance Trust	17305EGG4	1.860	3.470	0.746	5/22/2018	8/7/2020	6,010,000.00	5,874,540.23	5,960,851.42	99.182	UPRICE
Asset Backed Security	Citibank Credit Card Issuance Trust	17305EGG4	1.860	3.447	0.747	5/15/2018	8/7/2020	7,377,000.00	7,213,034.65	7,316,672.37	99.182	UPRICE
Asset Backed Security	Citibank Credit Card Issuance Trust	17305EGG4	1.860	3.371	0.747	4/16/2018	8/7/2020	9,920,000.00	9,709,975.00	9,838,876.22	99.182	UPRICE
Asset Backed Security	Bank of America Credit Card TR 2017	05522RCX4	1.840	4.872	0.656	6/11/2018	8/15/2020	5,570,000.00	5,444,239.84	5,522,539.14	99.148	UPRICE
Asset Backed Security	Bank of America Credit Card TR 2017	05522RCX4	1.840	4.829	0.657	8/10/2018	8/15/2020	10,000,000.00	9,777,343.75	9,914,792.00	99.148	UPRICE
Asset Backed Security	Honda Auto Receivables Owners Trust	43814TAC6	1.720	1.731	0.680	3/28/2017	8/21/2020	5,170,637.90	5,170,132.15	5,143,500.32	99.475	UPRICE
Asset Backed Security	American Express Credit Account	02582JHJ2	2.040	4.406	0.739	7/25/2018	10/15/2020	4,900,000.00	4,804,105.47	4,867,929.01	99.345	UPRICE
Asset Backed Security	Citibank Credit Card Issuance Trust	17305EGK5	2.490	2.497	0.959	1/31/2018	1/20/2021	24,000,000.00	23,996,678.40	23,986,735.20	99.945	UPRICE
Asset Backed Security	Bank of America Credit Card TR 2017	05522RCY2	2.700	2.974	0.907	1/31/2019	2/15/2021	5,299,000.00	5,284,510.55	5,319,533.10	100.387	UPRICE
Asset Backed Security	Bank of America Credit Card TR 2017	05522RCY2	2.700	2.960	0.907	2/8/2019	2/15/2021	10,000,000.00	9,973,828.13	10,038,749.00	100.387	UPRICE
Asset Backed Security	Bank of America Credit Card TR 2017	05522RCZ9	3.000	2.665	0.990	1/31/2019	4/15/2021	8,185,000.00	8,214,734.57	8,267,291.17	101.005	UPRICE
Asset Backed Security	American Express Credit Account	02582JHZ6	2.990	2.325	1.033	4/17/2019	5/15/2021	11,900,000.00	11,986,578.28	12,008,249.54	100.910	UPRICE
Asset Backed Security	GM Financial	36256UAE8	3.080	3.087	1.043	2/21/2019	5/20/2021	8,000,000.00	7,999,312.00	8,052,948.00	100.662	UPRICE
Asset Backed Security	Discover Card Execution Note Trust	254683CG8	3.110	2.676	1.113	1/18/2019	7/15/2021	26,855,000.00	26,995,569.14	27,187,403.13	101.238	UPRICE
Asset Backed Security	Ford Credit Auto	34532FAE2	2.980	2.997	1.111	2/25/2019	7/15/2021	5,000,000.00	4,998,974.00	5,045,257.00	100.905	UPRICE
Total		Count 43	2.015	3.366	0.565			435,928,296.85	433,024,706.60	434,940,441.70	99.773	

COMMERCIAL PAPER	Issuer	CUSIP	Coupon Rate	Yield to Maturity	Modified Duration	Purchase Date	Maturity Date	Current Par Value	Current Book Value	Market Value	Market Price	Price Source
Commercial Paper	Bank of New York Mellon	06406XS13	2.420	2.420	0.003	4/30/2019	5/1/2019	48,500,000.00	48,496,739.72	48,500,000.00	100.000	IDC-FIS
Commercial Paper	JP Morgan Securities	46640QS36	2.820	2.855	0.008	11/28/2018	5/3/2019	25,000,000.00	24,694,500.00	24,996,583.33	99.986	IDC-FIS
Commercial Paper	Credit Agricole CIB NY	22533USH7	2.670	2.694	0.047	1/15/2019	5/17/2019	25,000,000.00	24,773,791.67	24,972,666.67	99.891	IDC-FIS
Commercial Paper	Praxair Inc.	74005JSX7	2.460	2.470	0.085	4/1/2019	5/31/2019	25,000,000.00	24,897,500.00	24,948,750.00	99.795	IDC-FIS
Commercial Paper	Natixis NY	63873KTH0	2.700	2.729	0.131	1/24/2019	6/17/2019	25,000,000.00	24,730,000.00	24,919,708.33	99.679	IDC-FIS
Commercial Paper	Exxon Mobil Corp.	30229BTR8	2.480	2.501	0.153	2/25/2019	6/25/2019	25,000,000.00	24,793,333.33	24,906,041.67	99.624	IDC-FIS
Commercial Paper	Rabobank NY	21687BTU5	2.520	2.543	0.162	2/21/2019	6/28/2019	25,000,000.00	24,777,750.00	24,900,916.67	99.604	IDC-FIS
Commercial Paper	Banco Santander S.A.	05971SU18	2.530	2.547	0.170	3/27/2019	7/1/2019	25,000,000.00	24,831,333.33	24,894,097.22	99.576	IDC-FIS
Commercial Paper	Bayerische Landesbank NY	07274MU11	2.500	2.514	0.170	4/10/2019	7/1/2019	25,000,000.00	24,857,638.89	24,894,097.22	99.576	IDC-FIS
Commercial Paper	Korea Development Bank NY	5006E1U10	2.510	2.522	0.170	4/24/2019	7/1/2019	25,000,000.00	24,881,472.22	24,894,097.22	99.576	IDC-FIS
Commercial Paper	Landesbank Baden-Württemberg	5148X1U19	2.580	2.604	0.170	2/22/2019	7/1/2019	25,000,000.00	24,768,875.00	24,894,097.22	99.576	IDC-FIS
Commercial Paper	MUFG Bank Ltd NY	62479MU19	2.730	2.765	0.170	1/16/2019	7/1/2019	25,000,000.00	24,685,291.67	24,894,097.22	99.576	IDC-FIS
Commercial Paper	Toyota Motor Credit Corp.	89233HU10	2.470	2.492	0.170	2/25/2019	7/1/2019	25,000,000.00	24,783,875.00	24,894,097.22	99.576	IDC-FIS
	Total	Count 13	2.558	2.577	0.116			348,500,000.00	345,972,100.83	347,509,249.99	99.716	

CORPORATE MTN/BONDS	Issuer	CUSIP	Coupon Rate	Yield to Maturity	Modified Duration	Purchase Date	Maturity Date	Current Par Value	Current Book Value	Market Value	Market Price	Price Source
Medium Term Note	Pfizer Inc.	717081DU4	1.450	1.638	0.093	6/3/2018	6/3/2019	10,045,000.00	10,026,392.36	10,035,055.45	99.901	IDC-FIS
Medium Term Note	Caterpillar Financial Services	14912L6B2	2.100	1.838	0.110	6/9/2018	6/9/2019	9,300,000.00	9,324,012.80	9,294,327.00	99.939	IDC-FIS
Medium Term Note	Home Depot Inc.	437076BE1	2.000	1.617	0.126	6/15/2018	6/15/2019	8,590,000.00	8,622,533.28	8,578,575.30	99.867	IDC-FIS
Medium Term Note	American Honda Finance	02665WBE0	1.200	1.859	0.200	7/12/2018	7/12/2019	7,500,000.00	7,451,232.62	7,477,500.00	99.700	IDC-FIS
Medium Term Note	American Honda Finance	02665WBE0	1.200	1.782	0.200	7/12/2018	7/12/2019	5,325,000.00	5,294,400.72	5,309,025.00	99.700	IDC-FIS
Medium Term Note	Bank of New York Mellon	06406HCW7	2.300	2.249	0.367	9/11/2018	9/11/2019	15,000,000.00	15,007,573.75	14,986,200.00	99.908	IDC-FIS
Medium Term Note	Cisco Systems Inc.	17275RBG6	1.400	1.727	0.392	9/20/2018	9/20/2019	10,000,000.00	9,967,694.48	9,954,400.00	99.544	IDC-FIS
Medium Term Note	JPMorgan Chase Bank	48125LRG9	1.650	1.860	0.400	9/23/2018	9/23/2019	6,816,000.00	6,801,881.43	6,790,031.04	99.619	IDC-FIS
Medium Term Note	Fifth Third Bank	31677QBH1	1.625	2.074	0.411	9/27/2018	9/27/2019	7,120,000.00	7,088,547.72	7,089,384.00	99.570	IDC-FIS
Medium Term Note	Oracle Corp.	68389XAX3	2.250	1.817	0.441	10/8/2018	10/8/2019	10,000,000.00	10,042,758.21	9,981,000.00	99.810	IDC-FIS
Medium Term Note	Honeywell International Inc.	438516BQ8	1.800	1.840	0.501	10/30/2018	10/30/2019	7,000,000.00	6,997,270.00	6,973,610.00	99.623	IDC-FIS
Medium Term Note	Costco Wholesale Corp.	22160KAF2	1.700	1.716	0.621	5/11/2017	12/15/2019	13,234,000.00	13,228,441.72	13,160,418.96	99.444	IDC-FIS
Medium Term Note	Toyota Motor Credit Corp.	89236TEJ0	2.200	2.245	0.689	1/10/2019	1/10/2020	5,000,000.00	4,997,771.95	4,995,950.00	99.919	IDC-FIS
Medium Term Note	JPMorgan Chase & Co.	46625HKA7	2.250	1.915	0.725	1/23/2019	1/23/2020	10,000,000.00	10,033,061.29	9,969,500.00	99.695	IDC-FIS
Medium Term Note	Microsoft Corp.	594918BV5	1.850	1.756	0.762	2/6/2019	2/6/2020	4,426,000.00	4,430,104.55	4,403,338.88	99.488	IDC-FIS
Medium Term Note	Microsoft Corp.	594918BV5	1.850	1.684	0.762	2/6/2019	2/6/2020	5,999,000.00	5,999,800.14	5,959,331.20	99.488	IDC-FIS
Medium Term Note	Merck & Co Inc.	58933YAS4	1.850	1.706	0.773	2/10/2019	2/10/2020	9,803,000.00	9,816,921.60	9,753,200.76	99.492	IDC-FIS
Medium Term Note	PACCAR Financial Corp.	69371RN69	1.950	2.011	0.820	2/27/2019	2/27/2020	3,000,000.00	2,998,200.00	2,982,750.00	99.425	IDC-FIS
Medium Term Note	American Express Credit Corp.	0258M0EE5	2.200	2.235	0.836	3/3/2019	3/3/2020	5,000,000.00	4,998,263.50	4,978,900.00	99.578	IDC-FIS
Medium Term Note	American Express Credit Corp.	0258M0EE5	2.200	2.050	0.836	3/3/2019	3/3/2020	10,000,000.00	10,014,734.51	9,957,800.00	99.578	IDC-FIS
Medium Term Note	Chevron Corp.	166764AR1	1.961	1.967	0.837	3/3/2019	3/3/2020	10,000,000.00	9,999,427.57	9,945,400.00	99.454	IDC-FIS
Medium Term Note	The Walt Disney Co.	25468PDP8	1.950	1.959	0.840	3/4/2019	3/4/2020	5,000,000.00	4,999,565.08	4,970,950.00	99.419	IDC-FIS
Medium Term Note	John Deere Capital Corp.	24422ETQ2	2.200	2.227	0.864	3/13/2019	3/13/2020	10,000,000.00	9,997,390.49	9,964,000.00	99.640	IDC-FIS
Medium Term Note	John Deere Capital Corp.	24422ETQ2	2.200	2.578	0.864	3/13/2019	3/13/2020	10,000,000.00	9,962,937.58	9,964,000.00	99.640	IDC-FIS
Medium Term Note	Apple Inc.	037833CS7	1.800	1.835	1.017	5/11/2017	5/11/2020	10,000,000.00	9,989,800.00	9,924,900.00	99.249	IDC-FIS
Medium Term Note	The Walt Disney Co.	25468PDU7	1.800	1.760	1.084	8/25/2017	6/5/2020	6,713,000.00	6,720,182.91	6,662,921.02	99.254	IDC-FIS
Medium Term Note	Citibank NA	17325FAE8	2.100	2.115	1.101	6/12/2017	6/12/2020	10,000,000.00	9,995,700.00	9,938,500.00	99.385	IDC-FIS
Medium Term Note	Cisco Systems Inc.	17275RAX0	2.450	2.386	1.107	1/23/2018	6/15/2020	10,000,000.00	10,014,600.00	9,997,400.00	99.974	IDC-FIS
Medium Term Note	US Bank NA	90331HNU3	3.050	3.075	1.211	7/24/2018	7/24/2020	10,000,000.00	9,995,200.00	10,058,700.00	100.587	IDC-FIS
Medium Term Note	Intel Corp.	458140AQ3	2.450	1.899	1.229	4/17/2017	7/29/2020	9,056,000.00	9,213,936.64	9,048,574.08	99.918	IDC-FIS

Medium Term Note	Intel Corp.	458140AQ3	2.450	1.893	1.229	4/18/2017	7/29/2020	6,000,000.00	6,105,720.00	5,995,080.00	99.918	IDC-FIS
Medium Term Note	State Street Corp.	857477AS2	2.550	1.965	1.281	5/30/2017	8/18/2020	10,000,000.00	10,181,300.00	9,993,500.00	99.935	IDC-FIS
Medium Term Note	Praxair Inc.	74005PBP8	2.250	2.728	1.383	3/9/2018	9/24/2020	10,534,000.00	10,411,173.56	10,481,646.02	99.503	IDC-FIS
Medium Term Note	Raytheon Company	755111BT7	3.125	2.379	1.436	1/25/2018	10/15/2020	10,000,000.00	10,195,300.00	10,081,800.00	100.818	IDC-FIS
Medium Term Note	UnitedHealth Group Inc.	91324PDC3	1.950	2.736	1.444	3/2/2018	10/15/2020	10,000,000.00	9,802,500.00	9,906,100.00	99.061	IDC-FIS
Medium Term Note	US Bank NA	90331HNG4	2.050	2.057	1.465	10/24/2017	10/23/2020	10,000,000.00	9,998,000.00	9,924,300.00	99.243	IDC-FIS
Medium Term Note	Coca-Cola Co.	191216BT6	1.875	1.883	1.478	6/26/2017	10/27/2020	4,489,000.00	4,487,832.86	4,451,471.96	99.164	IDC-FIS
Medium Term Note	Coca-Cola Co.	191216BT6	1.875	1.880	1.478	6/26/2017	10/27/2020	4,705,000.00	4,704,200.15	4,665,666.20	99.164	IDC-FIS
Medium Term Note	PNC Bank NA	69353REU8	2.450	2.109	1.478	10/20/2017	11/5/2020	6,000,000.00	6,059,940.00	5,980,080.00	99.668	IDC-FIS
Medium Term Note	PNC Bank NA	69353REU8	2.450	2.091	1.478	10/23/2017	11/5/2020	3,000,000.00	3,031,500.00	2,990,040.00	99.668	IDC-FIS
Medium Term Note	Johnson & Johnson	478160CH5	1.950	1.987	1.499	11/10/2017	11/10/2020	5,000,000.00	4,994,650.00	4,961,350.00	99.227	IDC-FIS
Medium Term Note	Intercontinental Exchange Inc.	45866FAC8	2.750	2.204	1.546	11/16/2017	12/1/2020	10,000,000.00	10,159,800.00	10,008,800.00	100.088	UPRICE
Medium Term Note	Visa Inc.	92826CAB8	2.200	2.863	1.590	5/3/2018	12/14/2020	10,000,000.00	9,834,000.00	9,950,600.00	99.506	IDC-FIS
Medium Term Note	Toyota Motor Credit Corp.	89236TFQ3	3.050	3.081	1.644	1/8/2019	1/8/2021	5,000,000.00	4,997,000.00	5,041,850.00	100.837	IDC-FIS
Medium Term Note	US Bank NA	90331HPA5	3.000	3.042	1.717	2/4/2019	2/4/2021	10,000,000.00	9,991,900.00	10,066,100.00	100.661	IDC-FIS
Medium Term Note	Apple Inc.	03783BS8	2.250	2.494	1.781	1/29/2018	2/23/2021	7,355,000.00	7,302,338.20	7,325,432.90	99.598	IDC-FIS
Medium Term Note	Apple Inc.	03783BS8	2.250	2.916	1.781	4/27/2018	2/23/2021	13,455,000.00	13,213,482.75	13,400,910.90	99.598	IDC-FIS
Medium Term Note	Exxon Mobil Corp.	30231GAV4	2.222	2.471	1.803	1/29/2018	3/1/2021	10,000,000.00	9,926,300.00	9,943,400.00	99.434	IDC-FIS
Medium Term Note	Southern California Edison Co.	842400GH0	2.900	2.915	1.794	3/5/2018	3/1/2021	6,705,000.00	6,702,183.90	6,684,080.40	99.688	IDC-FIS
Medium Term Note	Exxon Mobil Corp.	30231GAV4	2.222	2.615	1.803	3/21/2019	3/1/2021	10,000,000.00	9,938,244.44	9,943,400.00	99.434	IDC-FIS
Medium Term Note	United Parcel Service, Inc.	911312BP0	2.050	3.186	1.889	9/24/2018	4/1/2021	12,935,000.00	12,582,003.85	12,809,013.10	99.026	IDC-FIS
Medium Term Note	US Bank NA	90331HNP4	3.150	3.040	1.943	1/25/2019	4/26/2021	6,750,000.00	6,765,795.00	6,816,690.00	100.988	IDC-FIS
Medium Term Note	PNC Bank NA	69353REW4	2.150	3.327	1.965	9/27/2018	4/29/2021	10,000,000.00	9,710,100.00	9,900,700.00	99.007	IDC-FIS
Medium Term Note	General Dynamics Corp.	369550BE7	3.000	3.206	1.958	5/25/2018	5/11/2021	7,001,000.00	6,960,464.21	7,062,608.80	100.880	IDC-FIS
Medium Term Note	General Dynamics Corp.	369550BE7	3.000	3.170	1.958	5/25/2018	5/11/2021	5,000,000.00	4,976,050.00	5,044,000.00	100.880	IDC-FIS
Medium Term Note	UnitedHealth Group Inc.	91324PDH2	3.150	3.169	2.049	6/19/2018	6/15/2021	10,000,000.00	9,994,600.00	10,111,500.00	101.115	IDC-FIS
Medium Term Note	Walmart Inc.	931142EJ8	3.125	3.127	2.072	6/27/2018	6/23/2021	15,000,000.00	14,999,250.00	15,186,600.00	101.244	IDC-FIS
Medium Term Note	Citibank NA	17325FAQ1	3.400	3.439	2.148	7/23/2018	7/23/2021	10,000,000.00	9,989,000.00	10,146,200.00	101.462	IDC-FIS
Medium Term Note	Citibank NA	17325FAQ1	3.400	3.379	2.148	1/17/2019	7/23/2021	15,250,000.00	15,257,625.00	15,472,955.00	101.462	IDC-FIS
Medium Term Note	Fifth Third Bank	31677QBN8	3.350	3.359	2.158	7/26/2018	7/26/2021	5,000,000.00	4,998,750.00	5,069,400.00	101.388	IDC-FIS
Medium Term Note	PACCAR Financial Corp.	69371RP42	3.150	3.161	2.199	8/9/2018	8/9/2021	7,000,000.00	6,997,830.00	7,076,580.00	101.094	IDC-FIS
Medium Term Note	Apple Inc.	037833AY6	2.150	3.213	2.695	12/14/2018	2/9/2022	10,000,000.00	9,683,600.00	9,897,300.00	98.973	IDC-FIS
Medium Term Note	Home Depot Inc.	437076BV3	3.250	3.341	2.719	12/6/2018	3/1/2022	10,000,000.00	9,972,600.00	10,185,400.00	101.854	IDC-FIS
Medium Term Note	PACCAR Financial Corp.	69371RP75	2.850	2.881	2.733	3/1/2019	3/1/2022	10,000,000.00	9,991,200.00	10,073,100.00	100.731	IDC-FIS
Medium Term Note	Intel Corp.	458140BB5	2.350	3.250	2.909	12/14/2018	5/11/2022	13,156,000.00	12,805,052.74	13,040,885.00	99.125	IDC-FIS
Medium Term Note	Eli Lilly & Co.	532457BQ0	2.350	2.632	2.921	4/25/2019	5/15/2022	3,170,000.00	3,177,019.79	3,153,230.70	99.471	IDC-FIS
	Total	Count 66	2.342	2.452	1.354			566,423,000.00	564,928,643.35	565,947,413.67	99.916	
							Grand Total	2,365,352,034.48	2,354,441,278.58	2,360,111,082.99		



GLOSSARY OF INVESTMENT TERMS

ASSET BACKED SECURITIES: Securities, such as bonds or notes, collateralized by receivables such as credit card or auto loans.

BOOK VALUE: The original cost of the investment, plus accrued interest and amortization of any premium or discount.

CERTIFICATE OF DEPOSIT (CD or NCD): A deposit of funds at a bank for a specified period of time that earns interest at a specified rate. Commonly known as "CDs" or "negotiable CDs."

COUPON: The annual rate at which a bond pays interest.

CUSIP: The number identifying all stocks and registered bonds, using the Committee on Uniform Securities Identification Procedures (CUSIP).

DURATION: Duration measures the price sensitivity of a bond to changes in interest rates.

(a) **EFFECTIVE DURATION** is a duration calculation for bonds with embedded options. Effective duration takes into account that expected cash flows will fluctuate as interest rates change.

(b) **MACAULAY'S DURATION** is the weighted average maturity of the bond's cash flows, where the present values of the cash flows serves as the weights. The greater the duration of the bond, the greater its percentage price volatility.

LOCAL AGENCY INVESTMENT FUND (LAIF): An investment pool sponsored by the State of California and administered/managed by the State Treasurer's Office. Local government units, with consent of the local governing body of that agency, may voluntarily deposit surplus funds for the purpose of investment.

MARKET VALUE: The price at which a security is trading and could presumably be purchased or sold.

MATURITY: The date upon which the principal or stated value of an investment becomes due and payable.

PAR VALUE: The amount of principal which must be paid at maturity. Also referred to as the face amount of a bond, normally quoted in \$1.000 increments per bond.

REPURCHASE AGREEMENT (RP OR REPO): The purchase of securities, on a temporary basis, with the seller's simultaneous agreement to repurchase the securities at a later date at a specified price that includes interest for the buyer's holding period. In essence, this is a collateralized investment whereby the security "buyer" lends the "seller" money for the period of the agreement.

SUPRANATIONAL: An entity formed by two or more central governments through international treaties, for the purpose of promoting economic development for member countries. Two examples of supranational institutions are the International Bank for Reconstruction and Development (World Bank) and the Inter-American Development Bank.

U. S. GOVERNMENT AGENCY SECURITIES: Debt securities issued by U. S. Government sponsored enterprises and federally related institutions. These government agencies include: Federal Home Loan Banks (FHLB); Federal Home Loan Mortgage Corporation (FHLMC, or "Freddie Mac"); Federal National Mortgage Association (FNMA, or "Fannie Mae"); Federal Farm Credit Banks (FFCB); and Tennessee Valley Authority (TVA).

U.S. TREASURY SECURITIES: Securities issued by the U. S. Treasury and backed by the full faith and credit of the United States. Treasuries are considered to have no credit risk, and are the benchmark for interest rates on all other securities in the U.S. and overseas. The Treasury issues both discounted securities and fixed coupon notes and bonds.

WEIGHTED AVERAGE DAYS TO MATURITY: The weighted average of the remaining term to maturity of all of the assets in an investment pool or securities portfolio, as expressed in days.

YIELD: The rate of annual income return on an investment, expressed as a percentage.

(a) **EARNED INCOME YIELD** is the annual income from an investment divided by the current market value.

(b) **YIELD TO MATURITY** is the rate of return earned on an investment considering all cash flows and timing factors: interest earnings, discounts, and premiums above par.

For additional glossary terms, previous Investment Reports, and City Investment Policy, please visit the Office of the City Treasurer's website at: <http://www.sandiego.gov/treasurer/investments/>