

**CITY OF SAN DIEGO
CORPORATE PARTNERSHIP PROGRAM**

CORPORATE PARTNERSHIP AGREEMENT

AMONG

THE CITY OF SAN DIEGO,

DOWNTOWN SAN DIEGO PARTNERSHIP,

AND

IKE SMART CITY, LLC

FOR

THE FINANCING, IMPLEMENTATION, MANAGEMENT AND OPERATION OF

A DIGITAL WAYFINDING SYSTEM

WITH CITY MARKETING RIGHTS AND BENEFITS

**CORPORATE PARTNERSHIP AGREEMENT
AMONG THE CITY OF SAN DIEGO, DOWNTOWN SAN DIEGO PARTNERSHIP,
AND IKE SMART CITY, LLC,
FOR THE FINANCING, IMPLEMENTATION, MANAGEMENT AND OPERATION
OF A DIGITAL WAYFINDING SYSTEM
WITH CITY MARKETING RIGHTS AND BENEFITS**

This Corporate Partnership Agreement (Agreement), effective upon execution by authorized representatives of both parties and approval of the City Attorney (Effective Date), is made and entered into by and between the City of San Diego (City), a California municipal corporation with its principal place of business located at the City Administration Building, 202 C Street, San Diego, California 92101, Downtown San Diego Partnership, a nonprofit organization (DSDP), and IKE Smart City, LLC, (IKE Smart City), an Ohio limited liability company with its principal office located at 250 N. Hartford Ave. Columbus, OH 43222 (DSDP and Ike Smart City are referred to collectively as “IKE”. The City and IKE are referred to collectively as the “Parties”).

WHEREAS, the City has developed a Corporate Partnership Program to generate revenue to fund existing and additional facilities, projects, programs and activities through the development of mutually beneficial marketing partnerships between the City and a corporation or other business entity, wherein the corporation provides cash and/or in-kind goods and/or services to the City in exchange for access to the commercial marketing potential associated with the City; and

WHEREAS, the City issued a Request for Sponsorships (RFS) under the Corporate Partnership Program to identify a corporate partner interested in working with the City to develop a wayfinding program based upon the following goals:

Providing information to the public regarding wayfinding, storm warnings, emergency updates, information on homeless services, and bus schedules. Improving navigation solutions for a range of modalities of travel; guiding residents and visitors to destinations, retailers, restaurants, hotels, parks, facilities, services and other businesses and attractions; promoting diverse mobility solutions (walking, bicycling, use of mass transit and other non-vehicular modes of transportation); providing helpful context and useful information while adhering to principles of environmental sustainability and equitable access.

WHEREAS, the Downtown Community Plan provides that “[a]s downtown evolves, it may be necessary to expand the wayfinding sign program geographically, as well as place pedestrian-oriented kiosks in key locations to provide detailed maps;” and

WHEREAS the Downtown Community Plan provides that “[t]he sign policies of the Downtown Community Plan are intended to balance the public interest-in promoting a safe, well-maintained and attractive city-with the interests of businesses and organizations in ensuring the ability to identify products, services and ideas;” and

WHEREAS the City of San Diego Economic Development Department Inclusive Connected Communities Roadmap (ICCR) identifies digital wayfinding kiosks as “versatile smart city asset[s] for the dissemination of information and services to the public. Coupled with the right features and targeted location-based content, digital kiosks could bring relevant and actionable

information to those who need and seek it,” and goes on to state that “the City should advance the deployment of digital kiosks in downtown San Diego;” and

WHEREAS, IKE Smart City specializes in the design, development, manufacture and operation of public wayfinding programs and systems for municipalities and other entities and currently operates wayfinding systems in Atlanta, Baltimore, Berkeley, Cincinnati, Cleveland, Columbus, Coral Gables, Denver, Detroit, Houston, Miami, San Antonio, Tampa, and Tempe; and

WHEREAS, DSDP is a nonprofit organization that provides varied services to keep Downtown's urban neighborhoods clean, safe and thriving and invests in the prosperity and vitality of Downtown through special projects and initiatives and desires to perform certain services under this Agreement; and.

WHEREAS, IKE submitted a proposal in response to the RFS and has demonstrated both its interest and ability to fund, implement, manage and operate a wayfinding system within the City and to receive marketing rights and benefits from the City in conjunction therewith; and

WHEREAS, the City has determined that IKE’s proposal meets the objectives of the Corporate Partnership Program and is otherwise in the best interests of the City;

NOW THEREFORE, in consideration of the mutual covenants and conditions set forth herein, and for good and valuable consideration the receipt and sufficiency of which are hereby acknowledged, the Parties agree as follows:

Section 1 Corporate Partnership

In consideration of the rights, benefits, and privileges granted IKE in this Agreement, IKE agrees to design, implement, manage, operate and maintain a digital Wayfinding System consisting of up to 50 IKE Kiosks in a portion of the City of San Diego and agrees to provide City with a share of the revenues derived from the Program, subject to the terms and conditions set forth in this Agreement. As the City’s corporate partner, City agrees that IKE shall have the exclusive right to be designated and referred to as the “Official Wayfinding Partner of the City of San Diego” and shall be entitled to certain Marketing Rights and Benefits as provided in this Agreement.

Section 2 Definitions

For the purpose of this Agreement, the following terms shall have the following meanings:

“Annual Equipment Loss Report” shall mean an annual report listing all equipment that has been stolen, vandalized, or destroyed.

“Average Program Usage” (APU) shall mean the average number of IKE Kiosk interactions per day per Kiosk during a given calendar month.

“Average Theft-Vandalism Rate” (ATVR) shall mean the average number of acts of theft or vandalism per Kiosk during a given calendar month.

“Construction Period” shall mean the three (3) year time period between the Effective Date and the Operational Date.

“Contract Year” shall mean each calendar year following the Operational Date or anniversary thereof.

“Effective Date” shall mean the date this Agreement has been signed by both parties and approved by the City Attorney.

“High-Risk Kiosk Site” shall mean any Kiosk Site that experiences a rate of theft and/or vandalism that is higher by 50% or more than the Average Theft-Vandalism Rate; or as may otherwise be reasonably demonstrated by IKE and agreed to by City.

“Kiosk” or “IKE Kiosks” shall mean the physical structure and associated equipment for the digital wayfinding unit at which users can access the wayfinding information.

“Kiosk Site” shall mean any of the sites designated for location of an IKE Kiosk.

“Marketing Plan” shall mean IKE’s plan for marketing the Wayfinding System, referenced in Section 6.6.

“Marketing Rights and Benefits” shall mean those opportunities provided by City to IKE as set forth in Section 10 of this Agreement to promote IKE and the Wayfinding System in the City of San Diego.

“Net Revenue” means the total revenue earned from the sale of advertisements on the IKE Kiosks, less the following out-of-pocket costs and expenses incurred by IKE:

- (a) utility services, including electric and data service;
- (b) IKE’s insurance premiums;
- (c) repairs and maintenance to the IKE Kiosks, excluding catastrophic destruction and replacement to the extent the costs thereof have been paid by insurance coverage;
- (d) sales and management expenses equal to 12.5% of the Gross Revenue; and
- (e) an amount equal to the annual amortized portion of the cost to fabricate, acquire, install and replace the IKE Kiosks, amortized on a straight-line basis over a ten (10) year period.

“Operational Ceiling” shall mean the maximum number of IKE Kiosks permitted to be installed at any time under the terms of this Agreement.

“Operational Date” shall mean the date that is three (3) years after the Effective Date.

“Required Approvals” shall mean City approval of specific Kiosks Site and individual location-specific Public Improvement Maintenance Agreements (“PIMAs”) in compliance with the

Location Criteria set forth in Section 5.3 and, if necessary, Right of Way permits, in each case to be reviewed by City staff.

“Site Plan” shall mean a plan for the placement of equipment at a Kiosk Site, as shown in Exhibit E.

“Underutilized Kiosk” shall mean any Kiosks that falls below 50% or less of the Average Program Usage, or based on other measures reasonably demonstrated by IKE and agreed to by City.

“Wayfinding System” or “System” shall mean a system of interactive IKE Kiosks installed in approved locations made available for public use. As used herein, Wayfinding System shall specifically mean the Wayfinding System that is the subject of this Agreement.

Section 3 Term

3.1 Term. This Agreement shall commence on the Effective Date and shall expire on December 31st of the tenth (10th) full calendar year following the Operational Date.

3.2 Extension. The Parties may extend this Agreement on the same terms and conditions specified in this Agreement, without approval of the City Council, for one (1) additional five (5) year period. Either IKE or City may request an extension by submitting written request to the other party at least 270 days prior to the expiration of this Agreement. The party receiving the request shall respond in writing within 30 days of receipt accepting or rejecting the request to extend this Agreement. Any such extension shall be in writing signed by the parties.

Section 4 Wayfinding System Requirements

It is the intent of City and IKE in entering into this Agreement to develop and promote a world class Wayfinding System employing high-quality equipment and first class operational and maintenance standards and practices.

4.1 Wayfinding System. IKE shall design and implement, as provided by this Agreement, a Wayfinding System consisting of up to 50 IKE Kiosks for the provision of wayfinding services and public benefit information within portions of downtown San Diego including the Civic/Core, Columbia, Marina, Horton Plaza/Gaslamp Quarter, East Village, Cortez, and the Convention Center district, as described in Section 6 of the Downtown Community Plan, excluding the Coastal Zone (“Downtown San Diego”), at specific locations agreed to by the City and IKE pursuant to the terms of this Agreement, for the benefit of the public. IKE shall, at its sole cost and expense, provide all of the equipment necessary for installation, maintenance, and operation of the Wayfinding System, including Kiosks and associated equipment.

4.2 Wayfinding Kiosks. IKE shall, at no cost to the City, fabricate, construct, and install (or cause to be fabricated, constructed, and installed) up to 50 IKE Kiosks and associated equipment of the type and meeting the specifications as set forth in Exhibit F, attached

hereto, within designated Kiosk Sites approved by City in accordance with Section 5.4. IKE shall be responsible for preparation of any and all plans and specifications for same and shall be responsible for obtaining all required governmental approvals and compliance with all applicable laws and regulations. The IKE Kiosks shall contain the following services and applications:

- 4.2.1 Wayfinding, including multimodal mapping to destinations, businesses and other points of interest (sorted into freestanding apps such as Eat, Play, Shop, Stay);
- 4.2.2 Get Around, including real-time arrival and departure information for public transit, bike share and car share services all accessed from an interactive map to enhance and promote mobility;
- 4.2.3 Social Services, including a shelter locator and information on how to access other resources such as health care and food support for those experiencing homelessness;
- 4.2.4 Survey Says, allowing the City, DSDP and other community organizations to survey the public on its opinions and ideas;
- 4.2.5 Events, including a comprehensive event and activity listing for the City, DSDP and other community organizations;
- 4.2.6 Jobs, including career and internship postings within the City of San Diego relying on data received from third-party resources and arranged geographically to encourage workforce development;
- 4.2.7 Emergency Communication, including a protocol for real-time posting of essential San Diego Fire Rescue and government communication such as storm warnings, amber alerts, and road closures, including health and safety notifications related to COVID-19 and other future health concerns;
- 4.2.8 With respect to the initial phase of twenty-five (25) Kiosk Sites, static branding at the top of the IKE Kiosks identifying street location or other information requested by the City or DSDP. With respect to the subsequent phase of twenty-five (25) Kiosk Sites (kiosks 25-50), a digital ticker, including a programmable LED or LCD screen with public interest content and/ or public transit information (“Ticker”) atop each IKE Kiosk identified by DSDP and the City. IKE shall deploy Kiosks that include a Ticker equitably throughout Downtown San Diego in a manner that does not result in an overconcentration of Kiosks without the Ticker in any area of Downtown San Diego, as determined by the City in its reasonable discretion;
- 4.2.9 Wi-Fi Services, free public wi-fi;
- 4.2.10 Call button, providing members of the public with a direct line of communication to emergency services or DSDP Clean and Safe personnel;
- 4.2.11 Keypad, a touch keypad as required and directed by the City;

- 4.2.12 Pedestrian Counting, including digital measurement of pedestrians within range of the Kiosk unit, and a web-based dashboard containing analytics for the Downtown Partnership and the City's use, provided the Kiosks shall not gather or obtain any personally identifiable information ("PII");
 - 4.2.13 Air Quality Monitoring, including relaying data to the City, DSDP and the County of San Diego on a regular basis; and
 - 4.2.14 Arcade, including video games employing the unique touch-screen capabilities of the IKE Kiosks.
 - 4.2.15 No Surveillance Technology, as defined in SDMC section 210.0101(m), may be incorporated into the IKE Kiosks unless approved as set forth in the City's Transparent and Responsible Use of Surveillance Technology Ordinance and all applicable surveillance technology requirements.
 - 4.2.16 A photobooth feature may be added to the IKE Kiosk only upon City determination of compliance with all applicable surveillance ordinance requirements.
 - 4.2.17 To the extent technically feasible without requiring (i) alterations to the external physical design of the IKE Kiosk cabinet or (ii) changes to the existing electrical infrastructure servicing such IKE Kiosks, IKE shall retrofit IKE Kiosks that do not include a Ticker to include a Ticker as provided under Section 4.2.9 in connection with the deployment of IKE Kiosks beyond the initial phase of twenty-five (25) IKE Kiosks.
- 4.3 Placement of Equipment. IKE shall locate the Kiosks and associated equipment within each individual Kiosk Site substantially in accordance with a Site Plan to be developed and approved by City for that Kiosk Site. (See Exhibit E attached hereto for a typical configuration.). IKE shall not materially deviate from the approved Site Plan without the prior written consent of the City.
- 4.2.18 Changes to the design of the Kiosks or equipment may be proposed by IKE and approved by City provided such changes do not materially diminish the quality or performance of the Kiosk, equipment, or of the Wayfinding System or change the size or dimensions of the Kiosk, associated external equipment, or screen. Any other changes shall require amendment of this Agreement.
- 4.5 Equipment Upgrades. IKE may desire to add new technologies or equipment which may be developed in the future and are not contemplated in this Agreement. In the event IKE determines a new type of equipment or technology should be used in the Wayfinding System or the IKE Kiosks, IKE shall make a request in writing to City outlining the proposed new equipment or technologies and the advantages for as well as any potential disadvantages to their implementation. City shall use reasonable efforts to approve or deny such request within ninety (90) days. Approved equipment or technology shall be implemented by IKE at its sole cost.

- 4.6 Kiosk Signage. Each Kiosk shall include two interactive touch screens with the specifications and generally placed as shown in Exhibit F. The interactive touch screens may contain advertising space on the Kiosk that may be used to generate income to support the Wayfinding System, right of way improvements for pedestrians, or other enhancements to serve the public. The Kiosks touch screen will include Public Interest Content as set forth in Section 4.7 below. IKE will coordinate with City regarding public interest content and to ensure commercial advertising complies with this Agreement. Kiosk screen content may contain animated copy or moving graphics that includes action, motion, or an illusion of either, or has color changes of all or part of the Kiosk screen, provided that in no case will screen content include flickering or strobe effects. The light source of the Kiosk screen shall be constant. The Kiosk screen shall be reduced in light intensity at night by automatic intensity control that is incorporated into the wayfinding Kiosks. Anywhere there may be residential uses along the shared sidewalk where the Kiosk is sharing a residential property line or abutting a residential property, the brightness of the screen shall be dimmed daily between the hours of 10:00 p.m. and 6:00 a.m. so as not to create glare on windows of residential units. All improvements and equipment shall be designed, constructed, and maintained in accordance with all applicable federal, state and local laws, rules and regulations, including, but not limited to the Americans with Disabilities Act.
- 4.7 Public Interest Content. IKE Kiosks will contain public interest content including, but not limited to time, temperature, weather, emergency alerts, wayfinding, and homelessness resources and display of the menu of interactive public services available (Public Interest Content) by the kiosk to users for at least 51% of the time on an annual basis, inclusive of the interactive functionality described in Section 4.2 above, local branding on the cabinet, Ticker, free Wi-Fi services, and emergency messaging on the screens.

On the IKE Kiosk screens, content will be shown in accordance with the following schedule:

- (a) During interactive mode, Public Interest Content will occupy a minimum of sixty-six percent (66%) of the screen area on each of the IKE Kiosks.
- (b) During passive mode, Kiosk screen content will be rotated with a mix of commercial and Public Interest Content. The rotation consists of a total of eight spots, each with an equal ten second duration. A spot refers to one of the eight advertising positions on the Kiosk screen. One spot is dedicated to Public Interest Content and at no cost to the City. The remaining seven are a combination of commercial and community messaging. IKE will allocate any unsold time for City content as available. At least one (1) spot out of every eight (8) spots shown on an IKE Kiosk screen will contain Public Interest Content. In addition, DSDP shall be provided with unsold inventory to display Public Interest Content. All spots shall be of equal duration.

Section 5 Selection of Kiosk Sites and Community Outreach

IKE shall bear all costs and expenses associated with obtaining any and all Required Approvals. Subject to City's approval as provided herein, IKE shall propose the location of the IKE Kiosks using the information gained from the analysis set forth below and taking into consideration input received through outreach to stakeholders and the community.

5.1 Kiosk Site Analysis. IKE shall conduct an analysis to identify potential locations for IKE Kiosks. The analysis shall assess the feasibility and accessibility of the location. No IKE Kiosk shall be located where there is a reasonable possibility that the Kiosk will have a significant effect on the environment due to unusual circumstances, in a designated, precisely mapped and officially adopted pursuant to law, environmentally sensitive area; along a highway officially designated as a state scenic highway, on a designated hazardous waste site included on any list compiled pursuant to Government Code section 65962.5, or so as to cause a substantial adverse change in the significance of a historical resource. IKE Kiosks will not be permitted in single family residentially zoned areas and must comply with the Location Criteria in Section 5.3.

5.2 Stakeholder and Community Outreach. DSDP shall engage in community outreach efforts for the siting and deployment of IKE Kiosks.

5.3 Location Criteria. IKE shall demonstrate that each Kiosk complies with the following Location Criteria.

- 5.3.1 IKE shall provide plans for each Kiosk for review by the City Engineer that:
- a) demonstrate that the Kiosk is not placed within the triangular area of 25' drawn along the curb line of each intersecting street or within the triangular area of 10' drawn along the curb line and intersecting edge of driveway;
 - b) clearly show the width of the sidewalk where the Kiosk is proposed, the dimension between the back-of-curb and kiosk is 18" minimum, and the dimension between the Kiosk and public right-of-way to demonstrate a 4' accessible path-of-travel.
 - c) demonstrate that the Kiosks would not block or impede access to any City facilities such as traffic signal controller cabinets.
 - d) Demonstrate that Kiosks and any associated equipment shall provide adequate pedestrian clearances on sidewalks and comply with the Americans with Disabilities Act (ADA), all applicable accessibility requirements, and the Accessibility Checklist attached as Exhibit D, as follows:

-IKE shall, at its sole cost and expense, have a certified access specialist certify that Kiosks and any associated equipment and software comply with all applicable accessibility regulations including but not limited to the ADA and California accessibility regulations (CASp Certification) at the design phase (prior to installation) and upon installation, within 30 days of installation of the 25th IKE Kiosk and the 50th IKE Kiosk.

- If IKE has not installed at least 25 IKE Kiosks by the Operational Date, IKE shall have a certified access specialist complete the CASp certification on all installed IKE Kiosks within 30 days of the Operational Date. If IKE has not installed at least 25 IKE Kiosks six years after Effective Date, IKE shall have a certified access specialist complete the CASp certification on all installed IKE Kiosks within 30 days of the end of the sixth Contract Year. If IKE has not installed at least 50 IKE Kiosks eight years after Effective Date, IKE shall have a certified access specialist

complete the CASp certification on all installed IKE Kiosks within 30 days of the end of the eighth Contract Year. If IKE has not installed at least 50 IKE Kiosks ten years after Operational Date, IKE shall have a certified access specialist complete the CASp certification on all installed IKE Kiosks within 30 days of the end of the tenth Contract Year.

- 5.3.2 IKE shall submit a Water Pollution Control Plan (WPCP) for each proposed location. The WPCP shall be prepared in accordance with the guidelines in Part 2 Construction BMP Standards Chapter 4 of the City's Storm Water Standards.
- 5.3.3 No Kiosk shall be located
- a) Within 24 inches from face of curb where vehicular parking exists.
 - b) within 15 feet of fire hydrants.
 - c) Directly in front of fire department connections.
 - d) Directly in front of building exits which would impede occupant egress and emergency responder access into the building.
 - e) Within 5 feet of curb ramps.
 - f) Within 5 feet from the location of bus passenger entry/ exit at a designated bus stop.
 - g) In an area that would require removal of existing street trees.
- 5.3.4 Each Kiosk location shall maintain the following minimum separation distance between the Kiosk and each specified facility:
- a) Water service (domestic, irrigation, fire, recycled) - 5 feet
 - b) Sewer laterals - 5 feet
 - c) Fire hydrants - 15 feet
 - d) Utility boxes, man holes, and other utility access locations – 5 feet (provided that IKE may install a handhold for the kiosk)
- 5.3.5 Each location must meet minimum tree separation distance (ensuring utility clearances are met) as well as "clear ground space" needed on either side of kiosk. Minimum distances shall be as follows:
- a) Tree separation: 4 feet
 - b) "Clear ground space": 4 feet
- 5.3.6 Installation of Kiosks is permitted within historic district(s) areas subject to the following. Any Kiosk located on a parcel containing a designated historical resource or located within a designated historical district shall be submitted to the City's Historical Resources Section staff for a conformance review with the City's Historic Resources Regulations (SDMC Chapter 14, Article 3 Division 2) and the U.S. Secretary of the Interior's Standards. If a Kiosk is located within the Gaslamp Quarter Planned District, review shall also include conformance with the applicable provisions of the Gaslamp Quarter Planned District Design Guidelines provided that the prohibition on Multi-Media signage within the Guidelines shall not apply to the Kiosks.

5.4 Kiosk Site. IKE shall obtain City approval of the General Location and Specific Location and enter into a Public Improvement Maintenance Agreement (PIMA) in the form and substance provided in Exhibit A to this Agreement prior to installing an IKE Kiosk. City shall have the authority to approve or deny the location of each Kiosk pursuant to the following procedure:

5.4.1 General Location. IKE will conduct site visits and shall photograph and plot identified potential Kiosk General Locations and submit the proposed General Location of each Kiosk to the City. City will review and approve or deny the proposed General Location within 30 days. City may deny a proposed location if it notified IKE in writing within the 30 day review period and specifies any of the following grounds for denial:

- (1) a specific health, safety, or aesthetic impact caused by the proposed location; or
- (2) the proposed location will conflict with existing improvements, property interests, agreements, or other rights, or
- (3) the proposed location will conflict with a planned public or private improvement, or
- (4) the proposed location will conflict with applicable laws or regulations, or
- (5) the City lacks the authority to approve Kiosk installation at that location, or
- (6) the information provided regarding the proposed location is not detailed enough for the City to make a determination regarding approval.

The City may request additional information from IKE regarding the proposed location. The City may extend the 30 day review period to analyze the proposed location by notifying IKE in writing. If the City does not extend the review period or approve or deny the proposed location in writing within the 30 day review period, the General Location is deemed approved.

5.4.2 Specific Location. After approval of the General Location, IKE will conduct further due diligence and submit engineered plans, construction permit documentation, and PIMA for the Specific Location for each Kiosk within the approved General Location sufficient to demonstrate compliance with the Location Criteria set forth in Section 5.3. City will review and approve the Specific Location and applicable PIMA within 30 days. City staff may deny a proposed specific location if it notifies IKE within the 30 day review period, in writing, of an inconsistency with the Location Criteria. If the City does not approve or deny the proposed specific location in writing within the 30 day review period, the specific location is deemed approved and a PIMA shall be issued for that location. If the City denies a proposed specific location, it shall notify IKE of an alternative specific location within the approved general location area that complies with the Location Criteria, if it determines in good faith that such an alternative specific location exists. IKE has no obligation to install an IKE Kiosk at the alternative Specific Location.

Section 6 Implementation

IKE shall implement the Wayfinding Program, including installation, operation, management, maintenance, and marketing, during the Term at no cost to the City or the public and consistent with the terms and conditions of this Agreement.

- 6.1 Equipment Design. IKE shall provide, at its sole cost and expense, any and all design services including, but not limited to, architectural and engineering services, as reasonably required for design and installation of the Kiosks and associated equipment.
- 6.2 Use of Right-of-Way and Encroachment Removal. City grants to IKE permission to encroach into the public right-of-way by installing and maintaining the IKE Kiosks and associated underground equipment at the specific Kiosk Sites agreed to by City and IKE as provided for in this Agreement and subject to the conditions of the PIMA, for the benefit of the public and as part of the Wayfinding System. In consideration of this grant of permission, IKE covenants and agrees with City as follows:
 - 6.2.1 IKE shall install and maintain the Kiosks in a safe and sanitary condition at its sole cost, risk and responsibility.
 - 6.2.2 IKE shall defend, indemnify, protect and hold harmless City, its agents, officers, and employees from and against any and all liability as required in Section 14 of this Agreement, including claims asserted, demands, causes of action, costs, expenses, losses, attorney fees, damages, expenses or payments arising from, related to, or resulting from the construction, maintenance, state of use, repair, or presence of the IKE Kiosks or associated equipment in the public right-of-way.
 - 6.2.3 IKE shall remove, relocate or restore the IKE Kiosks as directed by the City Engineer within one-hundred and fifty (150) calendar days after thirty (30) days' written notice from City, or in the case of an emergency as determined by City, City may request that the work be done immediately or within less than forty-five (45) calendar days after thirty (30) days' written notice from the City. If IKE fails to remove, relocate or restore or otherwise comply with the direction of the City Engineer regarding the encroachment, City may cause the work to be done and charge IKE for such costs. City's request to remove, relocate, or restore the encroachment shall not be arbitrary or without reason. Relocation and removal is covered in Section 8 and in the PIMA.
 - 6.2.4 Whatever rights and obligations were acquired by the City with respect to the rights-of-way shall remain and continue in full force and effect and shall in no way be affected by the City's grant of permission to construct and maintain the IKE Kiosks.
 - 6.2.5 IKE shall maintain insurance to protect the City from any potential claims which may arise from location and maintenance of IKE Kiosks in the rights-of-way, as required by Section 13 of this Agreement.
- 6.3 Installation of IKE Kiosks. IKE shall erect, install, operate, and maintain, at its sole cost and expense, and at no cost to City, the IKE Kiosks and all related equipment. IKE shall not erect, install, operate, or maintain additional Kiosks or associated equipment without City's prior written approval.

- 6.4 Operational Ceiling. The Wayfinding System shall have an Operational Ceiling of 50 Kiosks. City and IKE may agree to add an additional 25 Kiosks if it is determined and mutually agreed that there are not enough IKE Kiosks to meet demand. The Contract Administrator designated pursuant to Section 9.13 shall be authorized to approve such addition on behalf of the City without Council approval. Notwithstanding any provision to the contrary in this Agreement, City has no obligation to authorize the installation of more than 50 Kiosks and may deny any request to add more than 50 Kiosks for any reason or no reason at all.
- 6.5 Marketing Plan. IKE shall implement a plan to market the Wayfinding System to residents and visitors for use and growth of the Wayfinding System. The Marketing Plan may include combined efforts with the City as part of and to implement the marketing benefits granted to IKE by the City as set forth in Section 10 of this Agreement.
- 6.6 Advertising. IKE shall be responsible for the sale of all advertising to be displayed on Kiosks. Advertising shall be displayed as set forth in Exhibit F. All advertising shall comply with the criteria set forth in Exhibit B, consistent with the City of San Diego's Advertising Policy for Advertising on Bus Stop Shelters and Benches.

Section 7 Operation of the Wayfinding System

IKE shall be responsible for all operations of the Wayfinding System, including operation and maintenance of all IKE Kiosks, technology, software, hardware, and associated equipment.

- 7.1 Maintenance of IKE Kiosks. IKE shall maintain the IKE Kiosks, and associated equipment in first class condition, reasonable wear and tear excepted. All maintenance and repairs of the IKE Kiosks and related equipment shall be the responsibility of IKE throughout the entire term of the Agreement without expense to the City. IKE shall maintain the property or permit area, and installations thereon in a clean, safe, and well-maintained condition throughout the term of the Agreement, to the satisfaction of the City and in compliance with all applicable laws. IKE shall make technical support personnel available to promptly service IKE Kiosks and related equipment in a commercially reasonable manner. IKE shall ensure that IKE Kiosks are clearly marked with IKE's, or a designated third party's, information for complaints, notifications, and service issues.
- 7.2 Operations and Maintenance Program. IKE will manage all aspects of the IKE Kiosks and related equipment maintenance and develop and implement a comprehensive Operations and Maintenance Program (OMP) for IKE Kiosks deployed over the course of the Term of this Agreement and any renewal thereof. The OMP will provide for oversight of the IKE Kiosks and ongoing communications with the City. The OMP shall identify local service subcontractors, if necessary, required for executing such a program.
- 7.3 Maintenance and Repair Services. IKE shall promptly and adequately repair all damage to the IKE Kiosks and replace the IKE Kiosks as reasonably necessary throughout the Term to ensure the Kiosks are capable of operating for their intended purposes, including promptly responding to all maintenance requests within 24 hours of notification replace the damaged equipment to minimize any impact on system operations. Without limitation,

the IKE shall provide the following maintenance services for all IKE Kiosks and related equipment:

- a. Upon knowledge of an issue with the IKE Kiosks or related equipment, the IKE shall take no less than one (1) day to investigate and diagnose the problem.
- b. If IKE confirms that service of the IKE Kiosks or related equipment is needed, the IKE shall schedule services within one (1) day of investigation.
- c. IKE shall ensure that any issues with the IKE Kiosks or related equipment are remedied within two (2) business days from the day of investigation or within a reasonable time thereafter if delays to repairs are outside IKE's direct control.
- d. IKE shall repair graffiti and vandalism on IKE Kiosks as promptly as practicable after it becomes aware of the occurrence

7.3 Annual Equipment Loss Report. IKE shall track all material damage and loss to Wayfinding System equipment and shall report such damage and loss to City annually in an Annual Equipment Loss Report. The Report shall list all equipment that has been stolen, vandalized, or destroyed, the location of such loss or damage, the actual costs incurred by IKE in repairing and replacing the equipment. The Report shall be provided by IKE to City within 30 days of the end of each Contract Year.

7.7 Cost to the Public. Public use of the IKE Kiosk shall be free of charge.

7.8 Service Obligations. During the life of the program, DSDP shall, on behalf of IKE, provide the following services to the program. DSDP shall:

- (a) provide content for the IKE Kiosks, to be displayed in both passive and active modes;
- (b) coordinate, and schedule of City and community content, ensuring fair distribution of content on the IKE Kiosks among participating neighborhoods and stakeholder groups;
- (c) assist IKE with making and submitting applications for and obtaining and maintaining the Required Approvals contemplated by the Marketing Agreement;
- (d) communicate with IKE regarding ongoing needs for maintenance or cleaning of IKE Kiosks to ensure quality, safety and cleanliness;
- (e) answer incoming IKE call button activations for maintenance or safety requests; and
- (f) engage in reasonable community outreach efforts for the siting and deployment of IKE Kiosks.

Section 8 Relocation of Kiosk Sites

Kiosk Sites may be added, removed, or relocated based on usage, theft and vandalism, access for street repairs or utility work, or for other reasons as further specified in this Agreement.

8.1 Temporary Kiosk Displacement or Relocation. Upon thirty (30) days' written notice from City, IKE shall temporarily remove of all or part of a Kiosk for street repair, access to utilities, public realm construction, public improvements, or reasons relating to public health and safety, within one-hundred fifty (150) days, or forty-five (45) days thereafter in

the case of emergency, without credit, offset, or charges to City other than those provided for in this Section 8.

- 8.2 Relocation of Kiosk Site. In the event that City or IKE determine a designated Kiosk Site is unsuitable, due to reasons included but not limited to obstruction of access to, usability of or visibility of the Kiosk, whether before or after installation of the IKE Kiosk, IKE and City shall use reasonable efforts to expeditiously identify a suitable substitute location within a distance equal to three blocks of the original location. The parties shall endeavor to identify and agree upon the new location within thirty (30) days.
- 8.3 Removal of Underutilized Kiosk. If IKE determines, based upon an evaluation of IKE Kiosk usage by IKE over a three-month period, that an IKE Kiosk is underutilized, IKE may make a recommendation to City to keep, remove, or relocate the Underutilized Kiosk. IKE's recommendation shall be supported by usage data and other relevant information, including community support for or against the recommendation. City shall review the recommendation and, if the City agrees with the recommendation, City shall approve the recommendation for removal of the Kiosk Site. Relocation of the Kiosk to a new site shall require City's approval in accordance with Section 5.4.
- 8.4 Removal or Relocation of High-Risk Kiosk Site. If IKE determines, based upon an evaluation of the incidences of theft and vandalism per month over a three-month period that a Kiosk Site is at high risk for theft or vandalism, IKE may make a recommendation to City to keep, remove, or relocate the High-Risk Kiosk Site. IKE's recommendation shall be supported by crime data, usage data, and other relevant information, including community support for or against the recommendation. City shall review the recommendation and, if the crime data demonstrates that incidences of theft and vandalism per month have exceeded the Average Theft/Vandalism Rate by 50% or more for three consecutive months or more, City may approve a recommendation for removal of the Kiosk Site. Relocation of the Kiosk to a new site shall require City's approval per Section 5.4.
- 8.5 Reduction of Minimum Annual Guarantee. In the event an IKE Kiosk is removed or relocated pursuant to Section 8.1, the Minimum Annual Guarantee with respect to any Kiosk that has been removed or relocated shall be abated on a day-for-day basis commencing at the time an IKE Kiosk is removed or during such time as it is being relocated and shall continue until such time as the Kiosk has been relocated and is fully capable of displaying advertising.

Section 9 Payment

In consideration of the rights, benefits, and privileges granted IKE in this Agreement, including the installation, operation, and maintenance of the Wayfinding System and Kiosks pursuant to the

terms of this Agreement, IKE agrees to pay City a Marketing Rights Fee equal to the greater of the Minimum Annual Guarantee or 45% of the annual Net Revenue (Public Benefit Revenue).

Payment shall be submitted to: Office of the City Treasurer, 1200 Third Ave., Suite 100, San Diego, CA 92101 Attn: Economic Development Corporate Partnerships

- 9.1 Minimum Annual Guarantee. The Minimum Annual Guarantee is not subject to any credits or offset. In no event will Public Benefit Revenue be less than the Minimum Annual Guarantee in accordance with the following table:

Year:	Minimum Guaranteed Payment:
Construction Period	\$ 16,000.00 per Operational IKE Kiosk per year during the Construction Period
1	\$ 16,000.00 per Operational IKE Kiosk
2	\$ 18,000.00 per Operational IKE Kiosk
3	\$ 20,000.00 per Operational IKE Kiosk
4	\$ 20,000.00 per Operational IKE Kiosk
5	\$ 20,000.00 per Operational IKE Kiosk
6	\$ 20,000.00 per Operational IKE Kiosk
7	\$ 20,000.00 per Operational IKE Kiosk
8	\$ 20,000.00 per Operational IKE Kiosk
9	\$ 20,000.00 per Operational IKE Kiosk
10	\$ 20,000.00 per Operational IKE Kiosk
11-15 (if extended)	\$ 22,000.00 per Operational IKE Kiosk

- 9.2 Revenue Share. Each Contract Year, IKE shall pay 65% of the total annual Public Benefit Revenue to the City. The remaining 35% of the Public Benefit Revenue will be paid by IKE Smart City to DSDP.

- 9.2 Timing and Reconciliation. The Public Benefit Revenue shall be paid in quarterly installments due on the thirtieth (30th) day after the completion of each calendar quarter following the date the first IKE Kiosk is installed and capable of carrying advertisements (Operational IKE Kiosk). Public Benefit Revenue shall be prorated for any partial calendar year or quarter.

Simultaneously with the payment of the Public Benefit Revenue, IKE shall deliver to the City and DSDP a statement of Public Benefit Revenue and Net Revenue for the immediately preceding quarter. Additionally, on or before January 30th of each calendar year, IKE shall provide the City and DSDP a statement of Net Revenue for the immediately preceding calendar year (Reconciliation Statement). If a Reconciliation Statement shows that the amount of the Public Benefit Revenue paid during any calendar year exceeded the amount actually due and owing by the IKE, IKE shall credit such overage against the Revenue Share payments next coming due until reimbursed in full. If a Reconciliation Statement shows that the amount of the Public Benefit Revenue paid during any calendar

year was less than the amount actually due and owing by IKE for such year, then IKE shall pay such shortfall within thirty (30) days after submission of the Reconciliation Statement.

- 9.3 Interest for Late Payment. Any payment which IKE is required to make to City which is not paid on or before the respective date provided for in this Agreement shall be subject to interest at the rate of ten (10%) percent per annum from the date that is five (5) business days after the City provides written notice of nonpayment until such time as payment is actually received by the City.
- 9.11 Sales and Use Tax. Any required California State Sales and Use Tax, or similar State tax, levy, assessment or imposition shall be paid by IKE directly or added to payments and forwarded to the City as part of said payments. It is the City's intent that it is to receive all payments due from IKE as net of such California State Sales and Use Tax.
- 9.12 Inspection and Audit of Records. Upon City's reasonable request from time to time, IKE shall as promptly as practicable provide to the City the data and records to verify its performance of this Agreement in accordance with its terms and conditions. Upon the City's request, IKE shall make such information available to the City electronically or at reasonable times and locations in the City of San Diego, at IKE's option. IKE shall maintain such data and records for a period of not less than five years following receipt of final payment under this Agreement.
- 9.13 Contract Administrator. The Director of the City's Economic Development Department, or Director's designee, or its successive office shall be the Mayor's designated Contract Administrator.
- 9.14 City Approval. The approval or consent of City, wherever required in this Agreement, shall mean the written approval or consent of the Mayor, or Mayor's designated Contract Administrator as set forth in Section 9.13, unless otherwise required by law or expressly specified in this Agreement, without need for further action by the City Council.

Section 10. Marketing Rights and Partnership Benefits

City agrees to provide IKE the following Marketing Rights and Benefits set forth below, for the Term of this Agreement:

- 10.1 Official Partner. IKE shall have the exclusive right to be designated and referred to as the "Official Wayfinding Provider of the City of San Diego" and to use said designation in promotional and marketing efforts including press releases, stories, features and other publicity initiated by IKE or City.
- 10.2 Promotional Materials and Prior Approval. City will work with IKE to develop press releases, stories, features and other publicity about the partnership for distribution to media outlets upon the execution of this Agreement. IKE and City agree to develop a joint logo and templates for advertisements, promotional materials, promotional campaigns, product placement and appearance and any and all other materials that represent IKE's efforts to publicize and/or promote the rights and benefits granted to it under this Agreement. City shall work with IKE to pre-approve such templates for immediate use without further approval, although City may reserve the right for further review and approval, if needed.

Press releases, quotes of City officials and employees, and any affiliation of City with advertisers or sponsors, shall be subject to City's approval. IKE shall submit materials for which City is requiring approval to City not less than five (5) business days prior to the proposed release to the public.

- 10.3 Web Site Presence. Information about the Wayfinding System and this Marketing Partnership, including a link to IKE's web site, will be provided on the Corporate Partnership Program's web page on City's internet web sites throughout the duration of the Agreement.

Section 11. Intellectual Property

- 11.1 Licensing. City and IKE shall each retain ownership of, and all right, title and interest in and to, their respective intellectual property and no license therein, whether expressed or implied, is granted by this Agreement. To the extent the parties wish to grant to the other rights or interests in intellectual property, separate licensing agreements on mutually acceptable terms shall be executed.
- 11.2 Use of City Name and Logo. IKE shall use City's name, logo, and trademarks (collectively, City's Identifiers) only as set forth in this Agreement, for the purpose of carrying out the terms of this Agreement, and not for any other purpose. Notwithstanding the foregoing, IKE may use City Identifiers in customary promotional materials for the IKE brand and product, subject to the restrictions on use set forth in this Section 11.2 and subject to the City's approval in each instance. Any use other than that specifically provided for by this Agreement shall require the prior written consent and approval of City. IKE shall not make use of City's name, seal, logo, trademarks, or any other identifiers in any manner that would bring City, or any of its respective agents, representatives, employees or contractors into public disrepute, contempt, scorn or ridicule or tend to shock, insult or offend the community, public morals or decency. IKE shall not use City's Identifiers to incur any obligation or indebtedness on behalf of City. The obligations of IKE under this paragraph will survive expiration or termination of this Agreement.
- 11.3 Use of IKE Name and Logo. City shall use IKE's name, seal, logo, and trademarks (collectively, IKE Identifiers) only as set forth in this Agreement, for the purpose of carrying out this Agreement, and not for any other purpose. Any use other than that specifically provided for by this Agreement shall require the prior written consent and approval of IKE. City shall not make use of IKE's name, seal, logo, trademarks, or any other identifiers in any manner that would bring IKE, or any of its respective agents, representatives, employees or contractors into public disrepute, contempt, scorn or ridicule or tend to shock, insult or offend the community, public morals or decency. City shall not use IKE Identifiers to incur any obligation or indebtedness on behalf of IKE, or to hold itself out as being or representing IKE. The obligations of City under this paragraph will survive expiration or termination of this Agreement.

Section 12. Compliance with City Contracting Laws

- 12.1 Americans with Disabilities Act. IKE agrees to comply with Council Policy 100-04, which establishes that all City contractors, including but not limited to construction contractors,

consultants, grantees, and providers of goods and services agree to comply with all applicable titles of the Americans with Disabilities Act. Council Policy 100-04 is by this reference incorporated into this Agreement.

- 12.2 Drug Free Workplace. IKE agrees to comply with Council Policy 100-17 that requires all City construction contractors, consultants, grantees and providers of services to provide a drug-free workplace for the performance of work done in connection with a contract held by the City. Council Policy 100-17 is by this reference incorporated into this Agreement.
- 12.3 Equal Employment and Subcontracting Opportunities. City and IKE agree that this Agreement is a marketing partnership with mutual benefits and obligations running to each Party, and not a contract for the provision of labor, materials, goods, supplies, services, or consultant services to the City, or for a grant from the City, or for the construction of public works, as the term “contract” is used and defined in San Diego Municipal Code sections 22.2701-22.2708 (EEO Outreach Program), 22.3501-22.3517 (Nondiscrimination in Contracting Ordinance), and 22.4301-22.4308 (Equal Benefits Ordinance). Notwithstanding that understanding, IKE acknowledges the importance of the goals and objectives of the City’s program, and for the purpose of this Agreement, IKE agrees as follows:
- a. IKE has completed the City’s Work Force Report, which is attached as Exhibit G.
 - b. IKE shall not discriminate against any employee or applicant for employment on any basis prohibited by law. IKE shall provide equal opportunity in all employment practices.
 - c. IKE shall not discriminate on the basis of race, gender, gender identity, gender expression, religion, national origin, ethnicity, sexual orientation, age, or disability in the solicitation, selection, hiring or treatment of subcontractors, vendors or suppliers. IKE shall provide equal opportunity for subcontractors to participate in subcontracting opportunities. IKE understands and agrees that violation of this clause shall be considered a material breach of the contract and may result in contract termination, debarment, or other sanctions. Contracts between IKE and any subcontractors, vendors, and suppliers shall contain this language.

Section 13. Insurance

- 13.1 Insurance. IKE shall maintain, at its own expense, the following types of insurance coverage during the Term, including any renewal or extension, of the Agreement:
- 13.1.1 Commercial General Liability Insurance (“CGL”) written on an occurrence basis which shall cover liability arising from any and all personal and advertising injury or property damage in the amount of at least two million dollars (\$2,000,000) per occurrence and subject to an annual aggregate of four million dollars (\$4,000,000). There shall be no endorsement or modification of the CGL limiting the scope of coverage for either insured vs. insured claims or contractual liability. All defense costs shall be outside the limits of the policy.

- 13.1.2 Commercial Automobile Liability Insurance for all of the IKE's automobiles, including owned, hired or non-owned automobiles ["any auto"]. IKE shall keep in full force and effect, automobile insurance written on an ISO form CA 00 01 12 90 or a later version of this form, or an equivalent form providing coverage at least as broad, for bodily injury and property damage for a combined single limit of two million dollars (\$2,000,000) per occurrence.
- 13.1.3 Worker's Compensation Coverage for all of IKE's employees who are subject to the Agreement and to the extent required by applicable state or federal law, IKE shall keep in full force and effect, a Worker's Compensation policy. That policy shall provide a minimum of one million dollars (\$1,000,000) of employer's liability coverage, and IKE shall provide an endorsement that the insurer waives the right of subrogation against the City and its respective elected officials (if applicable), officers, employees, agents or representatives.
- 13.1.4 Cyber Liability Insurance, with limits not less than \$1,000,000 per occurrence or claim, \$2,000,000 aggregate. Coverage shall be sufficiently broad to respond to the duties and obligations as is undertaken by IKE in this agreement and shall include, but not be limited to, claims involving security breach, system failure, data recovery, business interruption, cyber extortion, social engineering, infringement of intellectual property, including but not limited to infringement of copyright, trademark, trade dress, invasion of privacy violations, information theft, damage to or destruction of electronic information, release of private information, and alteration of electronic information. The policy shall provide coverage for breach response costs, regulatory fines and penalties.
- 13.2 Insurer Requirements. All insurance required by the express provision of the Agreement shall be carried only by insurers rated at least "A-, VI" or better by the current A.M. Best Key Rating Guide, that are licensed to do business in the State of California, and that have been approved by the City. The City will accept insurance provided by non-admitted, "surplus lines" carriers only if the carrier is authorized to do business in the State of California, is shown on the current List of Eligible Surplus Lines Insurers (LESLI list) and otherwise meets the rating requirements.
- 13.3 Coverage. This insurance shall cover all of IKE's employees engaged in the performance of the Agreement. IKE shall require that all its subcontractors engaged in the performance of the Agreement maintain levels and limits of insurance coverage that meet IKE's current standards for subcontractors and shall provide to City a certificate evidencing such coverage and listing City as an additional insured.
- 13.4 Additional Insured. IKE shall name the City as an additional insured on all general and automobile liability policies required herein. The policies shall be primary and non-contributory to any insurance, as it relates to the City's operations that may be carried by the City, as reflected in a certificate, which shall be submitted to the City.
- 13.5 Waiver of Subrogation. The Worker's Compensation policy or policies must be endorsed to provide that the insurer will waive all rights of subrogation against the City and its

respective elected officials, officers, employees, agents and representatives for losses paid under the terms of this policy or these policies which arise from work performed by IKE.

- 13.6 Certificates. IKE shall, within ten (10) days of execution of the Agreement, furnish the City with certificates of insurance for coverage as required herein. Companies writing the insurance under this article shall be licensed to do business by the State of California. All certificates for each insurance policy required by this Article shall be signed by a person authorized by that insurer.
- 13.7 Notice of Cancellation. The certificates shall provide that thirty (30) days prior written notice of cancellation of the insurance to which the certificates relate shall be given to the City.

Section 14. Indemnification

- 14.1 IKE shall protect, defend, indemnify, and hold CITY and its elected officials, officers, employees, representatives, and agents harmless from and against any and all claims asserted or liability established for damages or injuries to any person or property, including injury to IKE's officers, employees, invitees, guests, agents, or contractors, which arise out of or are in any manner directly or indirectly connected with this Agreement or any acts or omissions of IKE, and all expenses of investigating and defending against same, including without limitation attorneys' fees and costs; provided, however, that IKE's duty to indemnify and hold CITY harmless shall not include any established liability arising from the sole negligence or willful misconduct of CITY and its elected officials, officers, employees, representatives, and agents. CITY may, at its own discretion, conduct the defense, or participate in the defense, of any claim related in any way to this indemnification. If the CITY elects to conduct its own defense, participate in its own defense, or obtain independent legal counsel in defense of any claim related to this indemnification, IKE shall pay the CITY for all costs related thereto, including, without limitation, attorneys' fees and costs.
- 14.2 In the event any notice or claim of lien is asserted against the property or interest of the City on account of or arising from any work done by or for IKE, or any person claiming by, through or under IKE, or for improvements or work, the cost of which is the responsibility of IKE, IKE shall satisfy and discharge such claim or lien or have such notice or claim of lien cancelled and discharged within thirty (30) days after written notice to IKE by City at the sole cost and expense of IKE. City shall not liable for any services, labor, material, or equipment furnished or to be furnished to IKE or IKE's contractors upon credit and no mechanic's or other lien for any services, labor, material, or equipment shall attach to or affect the property or interest of the City. Nothing in this Agreement shall be deemed or construed in any way to constitute City's consent or request, express or implied, by inference or otherwise, to any contractor, subcontractor, professional, laborer, equipment, or material supplier for the performance of any service or labor or the furnishing of any material or equipment for the benefit of City of the property.

Section 15. Default; Remedies

- 15.1 Event of Default. The following shall constitute an Event of Default under this Agreement regardless of whether any such event shall be voluntary or involuntary or shall result from the operation of applicable laws, rules or regulations or shall be pursuant to or in compliance with any judgment, decree or order of any court of competent jurisdiction:
- (1) IKE fails to cause to be carried and maintained the insurance required by this Agreement and fails to immediately remedy such failure within ten (10) days of receipt of written notice thereof from City;
 - (2) Either party fails to comply with any material term, condition, or obligation of this Agreement and such failure continues unremedied for a period of thirty (30) days after the receipt of written notice thereof from the nondefaulting party; or
 - (3) Either party commences a voluntary case or other proceeding seeking liquidation, reorganization or other relief under any bankruptcy, insolvency or similar law, or shall make a general assignment for the benefit of creditors, or shall have an involuntary case or other proceeding instituted against it seeking similar relief;
 - (4) Either party commits an act, which violates a valid state or local law applicable to the Wayfinding program and does not remedy such violation within 30 days of notice of such violation.
- 15.2 Declaration of Default. Upon the occurrence of an Event of Default, and at any time thereafter so long as the same shall be continuing, the non-defaulting party may declare, at its option, this Agreement to be in default and: (1) if the Event of Default is a filing under Section 15.1(3) hereof, may immediately terminate this Agreement without any liability whatsoever; or (2) proceed under the Alternative Dispute Resolution procedures set forth in Section 15.4 hereof.
- 15.3 Dispute Resolution. If a dispute arises out of, or relates to the Agreement, or the breach thereof, and if said dispute cannot be settled through negotiations, the Parties agree to first endeavor to settle the dispute in good faith, using mandatory non-binding mediation administered by a neutral professional mediator affiliated with and under the rules of the National Dispute Resolution Center (NDRC) or JAMS, before having recourse in a court of law.
- 15.3.1 Any such mediation shall be held in San Diego, California. The Parties agree to select a mediator from NDRC's or JAM's panel of approved neutrals.
 - 15.3.2 The expenses of witnesses for either side shall be paid by the Party producing such witnesses. All other expenses of the mediation, including required traveling and expenses of the mediator, and the cost of any proofs or expert advice produced at the direct request of the mediator, shall be borne equally by the Parties, unless they agree otherwise.
 - 15.3.3 Any agreements resulting from mediation shall be documented, in writing. All mediation results and documentation, by themselves, shall be "non-binding" and inadmissible for any purpose in any legal proceeding, unless such admission is

otherwise agreed upon, in writing, by both Parties. Mediators shall not be subject to any subpoena or liability and their actions shall not be subject to discovery.

Section 16. Termination for Reasons Other than Default

16.1 Termination for Improper Consideration. City may, by written notice to IKE, immediately terminate the right of IKE to proceed under this Agreement if it is found that consideration, in any form, was offered or given by IKE, either directly or through an intermediary, to any City officer, employee or agent with the intent of securing the Agreement or securing favorable treatment with respect to the award, amendment for extension of the Agreement or the making of any determinations with respect to IKE's performance pursuant to the Agreement. In the event of such termination, City shall be entitled to pursue the same remedies against IKE as it could pursue in the event of default by IKE.

IKE shall immediately report any attempt by a City officer or employee to solicit such improper consideration. The report shall be made to the Director of City's Personnel Department. Among other items, such improper consideration may take the form of cash, discounts, services, the provision of travel or entertainment, or tangible gifts.

Section 17. Limitation on Liability

17.1 The City shall not be liable for any act or omission to the extent not attributable to its personnel. Notwithstanding anything in the Agreement to the contrary, in no event shall the City's cumulative liability for direct damages to IKE, whether in contract or in tort, exceed the amount of Marketing Rights Fees actually received by the City under the Agreement. Furthermore, notwithstanding anything in the Agreement to the contrary, in no event shall the City be liable for any indirect, special, consequential, incidental, or punitive damages or lost profits, however caused, which are incurred by IKE, its employees, subcontractors, and/or agents, or any third party, arising out of or in connection with the Agreement or the performance or breach thereof, even if IKE has been advised of the claim or potential claim or of the possibility of such damages. City shall have no liability whatsoever for interruptions or defects in website links from City websites to the IKE's website, except if caused by City's willful misconduct and resulting in injury to the IKE website. Except as otherwise specified herein, each party shall have all rights and remedies available at law or in equity in the event of an uncured Default by the other party.

Section 18. Miscellaneous

18.1 Notices. In all cases where written notice is required under the Agreement, such notice shall be given at the respective addresses of the parties as set forth below, unless notification of a change of address is given in writing. Notice shall be sent by registered or certified mail, by a nationally recognized courier service, or by personal service, and shall be effective upon receipt. The addresses for notice and agents for service of process are:

City: Corporate Partnership Program
Attn: Sarah Brenha
The City of San Diego

San Diego, CA 92101
Phone: 619-533-3837

IKE: Ike Smart City, LLC
Attn: Pete Scantland, CEO
250 N. Hartford Ave
Columbus, OH 43222

Downtown San Diego Partnership
Attn: Betsy Brennan
401 B St. Suite100
San Diego, CA 92101

- 18.2 Non-Assignment. No Party may assign its rights or delegate its duties under the Agreement to any other party without the prior written consent of the other Party, which consent shall not be unreasonably withheld, delayed or conditioned. Subject to the provisions of this section, the Agreement shall inure to the benefit of and be binding upon the respective successors and assigns, if any, of the Parties hereto. However, any assignment in violation of this paragraph shall constitute a default and is grounds for immediate termination of the Agreement. In no event shall any putative assignment create a contractual relationship with the putative assignee.
- 18.3 Independent Contractors. IKE and any subcontractors employed by IKE are and shall be deemed to be independent contractors and not agents of the City. Any provisions of the Agreement that may appear to give the City any right to direct IKE concerning the details of operating the Wayfinding System, or to exercise any control over such performance, shall mean only that IKE shall follow the direction of the City concerning the end results of the performance.
- 18.4 Compliance with Controlling Law. IKE shall comply with all laws, ordinances, regulations, and policies of the federal, state, and local governments applicable to the Agreement, including all applicable laws, regulations, and requirements relating to the marketing and sale of insurance. In addition, IKE shall comply immediately with all directives issued by the City or its authorized representatives under authority of any applicable laws, statutes, ordinances, rules, or regulations. The laws of the State of California shall govern and control the terms and conditions of this Agreement.
- 18.5 Amendment. The Parties may amend this Agreement from time to time to address changes deemed necessary by the Parties to address operational needs. All amendments to this Agreement shall be in writing and signed by both Parties. Except as otherwise specifically provided in this Agreement, only nonmaterial Amendments to the Agreement which do not materially change the scope of the Agreement, increase City's financial responsibility, or impose additional liability on City, may be executed without approval of the City Council.
- 18.6 Jurisdiction and Venue. The jurisdiction and applicable laws for any suit or proceeding concerning this Agreement, the interpretation or application of any of its terms, or any

related disputes shall be in accordance with the laws of the State of California. The venue for any suit or proceeding concerning this Agreement shall be in the County of San Diego, State of California.

18.7 Integration. All exhibits referenced in this Agreement are incorporated into this Agreement by this reference. This Agreement and the exhibits and references incorporated into the Agreement fully express all understandings of the Parties concerning the matters covered in the Agreement. No change, alteration, or modification of the terms or conditions of the Agreement, and no verbal understanding of the Parties, their officers, agents, or employees shall be valid unless made in the form of a written change agreed to in writing by both Parties and an amendment to the Agreement agreed to by both Parties. All prior negotiations and agreements concerning the subject matter hereof are merged into the Agreement.

18.8 Precedence. In resolving conflicts resulting from errors or discrepancies in any of the Agreement documents, the Parties will use the order of precedence as set forth below. The first document has the highest priority. The order of precedence from highest to lowest is as follows:

First: Any properly executed written amendment to the Agreement.

Second: The Agreement and all incorporated exhibits.

Third: The RFS and the City's written acceptance of any exceptions or clarifications to the RFS, if any.

In the event of conflicting provisions in any incorporated exhibit and this Agreement, this Agreement prevails.

18.9 Counterparts. The Agreement may be executed in counterparts, which when taken together shall constitute a single signed original as though all Parties had executed the same page.

18.10 No Waiver. No failure of either the City or IKE to insist upon the strict performance by the other of any covenant, term or condition of the Agreement, nor any failure to exercise any right or remedy upon a breach of any covenant, term, or condition of the Agreement, shall constitute a waiver of any such breach or of such covenant, term or condition. No waiver of any breach shall affect or alter the Agreement, and each and every covenant, condition, and term hereof shall continue in full force and effect to any existing or subsequent breach.

18.11 Joint and Several Liability. If IKE is comprised of more than one person or legal entity, such persons and entities, and each of them, shall be jointly and severally liable for the performance of each and every obligation of IKE under this Agreement.

18.12 Drafting Ambiguities. The Parties agree that they are aware that they have the right to be advised by counsel with respect to the negotiations, terms and conditions of the Agreement, and the decision of whether or not to seek advice of counsel with respect to the Agreement is a decision which is the sole responsibility of each Party. The Agreement shall not be

construed in favor of or against either Party by reason of the extent to which each Party participated in the drafting of the Agreement.

18.13 Public Records Requests. Information contained in this Agreement and reports and other documents required by this Agreement are public records subject to disclosure unless a specific exemption in the California Public Records Act (CPRA) applies. The City may protect confidential and proprietary information provided by IKE only to the extent permitted by law. If IKE provides the City with information that is clearly marked as confidential or proprietary, and the City receives a CPRA requesting such information, then the City agrees to inform IKE of the request and of the City's decision to withhold or disclose the information. However, notwithstanding the City's agreement to notify IKE, the City shall not be liable to IKE for any damage or injury arising out of the City's failure to notify IKE or the City's disclosure of IKE's information, and such failure shall not be an Event of Default under Section 15 of this Agreement.

18.14 Signing Authority. The representative for each Party signing on behalf of a corporation, partnership, joint venture or governmental entity hereby declares that authority has been obtained to sign on behalf of the corporation, partnership, joint venture, or entity and agrees to hold the City harmless if it is later determined that such authority does not exist.

IN WITNESS WHEREOF, the Agreement is executed by the City of San Diego, acting by and through its Mayor or designee, pursuant to City Council Ordinance No. O-_____, and by IKE.

THE CITY OF SAN DIEGO

By: _____
CHRISTINA BIBLER, DIRECTOR

Date: _____

I hereby certify that I can legally bind IKE Smart City, LLC and that I have read all of this Agreement.

IKE SMART CITY, LLC

By:  _____
PETE SCANTLAND, CHIEF EXECUTIVE OFFICER

Date: 02/17/2023

I hereby certify that I can legally bind San Diego Downtown Partnership and that I have read all of this Agreement.

DOWNTOWN SAN DIEGO PARTNERSHIP

By: Betsy Brennan
BETSY BRENNAN, PRESIDENT & CHIEF EXECUTIVE OFFICER

Date: 2/17/2023

By: Justin Apger
JUSTIN APGER, CHIEF OPERATING OFFICER

Date: 2/17/2023

I hereby approve the form and legality of the foregoing Agreement this _____ day of _____, 2023.

MARA W. ELLIOTT, City Attorney

By: _____

Deputy City Attorney



EXHIBIT A
PUBLIC IMPROVEMENT MAINTENANCE AGREEMENT

APPROVAL NUMBER:

PROJECT NUMBER:

This agreement is made by and between the City of San Diego, a Municipal Corporation [City] and the duly authorized representative of _____ [Applicant], located at _____.

In consideration of the grant of permission by the City of San Diego to install and maintain the following public improvements, _____, incorporated by reference and attached hereto [Improvements] over, under, and across the public right of way ("ROW") incorporated by reference and attached hereto, Applicant covenants and agrees with the City Of San Diego as follows:

- (a) The Improvements shall be installed and maintained in a safe and sanitary condition at the sole cost, risk, and responsibility of the Applicant.
- (b) With respect to any liability, including but not limited to claims asserted, demands, causes of action, costs, expenses, losses, attorney fees, damages, expenses or payments that the City may sustain or incur in any manner for damages or injuries, including those to any person (including disability, dismemberment, illness damages, or death) or property, arising from, related to, or resulting from the construction, maintenance, state of use, repair, or presence of the Improvements, the Applicant agrees to defend, indemnify, protect, and hold harmless the City, its agents, officers, and employees from and against any and all liability.
- (c) The Applicant's duty to defend, indemnify, protect and hold harmless shall not include any claims or liabilities arising from the sole or active negligence or willful misconduct of the City, its agents, officers, or employees. The indemnity coverage extended herein shall apply to the City only if its actions are deemed secondary and passive and the City was in no way actively negligent. Nothing contained in this section shall be construed to alter, modify or otherwise waive or affect the rights, remedies, contractual provisions, clauses, covenants or duties not expressly stated herein, all of which are reserved to the parties. Applicant further agrees to pay any and all costs the City incurs to enforce the indemnity and defense provision above.
- (d) If City requires relocation or removal of all or part of Improvements, City shall give the Applicant thirty (30) calendar days' written notice. The Applicant shall thereafter have one hundred fifty (150) calendar days to relocate or remove all or part of the Improvements. The City will commit express review times to Applicant at no additional cost for permitting of alternate location. The Applicant shall restore the discrete area where the Improvement was located within the ROW to its conditions as they existed on the date of execution of this Agreement, subject to normal wear and tear. The Applicant agrees to pay any and all costs to relocate or remove all or part of the Improvement. The removal of all Improvements shall cause termination of Agreement by the City.

NOTE: ALL SIGNATURES MUST INCLUDE NOTARY ACKNOWLEDGMENTS PER CIVIL CODE SEC.1180 ET.SEQ.
This information is available in alternative formats for persons with disabilities, upon request.

(e) If Applicant requires relocation or removal of all or part of the Improvements, the Applicant shall give the City thirty (30) calendar days' written notice. The Applicant shall thereafter have one hundred fifty (150) calendar days to relocate or remove all or part of the Improvements. The Applicant agrees to pay any and all costs to relocate all or part of the Improvements. The Applicant shall restore the discrete area where the Improvement was located within the ROW pursuant to section (d) of this Agreement. The removal of all Improvements shall cause termination of this Agreement by the Applicant.

(f) In case of an emergency, as determined by the City, the City shall give the Applicant thirty (30) calendar days' written notice to remove all or part of the Improvements. Applicant shall thereafter have forty-five (45) days thereafter to remove all or a part of the Improvements. If the Applicant fails to begin removal of all or part of the Improvements, the City may cause the work to be done, and the costs thereof shall be the responsibility of the Applicant. The City's request to remove the Improvements shall not be arbitrary or without reason.

(g) Whatever rights and obligations were acquired by the City with respect to the rights-of-way shall remain and continue in full force and effect and shall in no way be affected by the City's grant of permission to construct and maintain the Improvements.

(h) The Applicant shall maintain a policy of \$1 million liability insurance, with the City of San Diego and its respective elected officials, officers, employees, agents, and representatives named as additional insureds, in an amount approved by the City, that will protect the City from any potential claims which may arise from the Improvements.

(i) The Applicant obligations under this Agreement shall also apply to their successors-in-interest.

(j) In the event the City is required to place, replace or maintain a public improvement where the Applicant has constructed the Improvements, the Applicant shall pay the City that portion of the cost of placement, replacement, or maintenance caused by the construction, or existence of the Improvement.

(k) Applicant shall, at Applicant's sole cost and expense and to the City's satisfaction, maintain the Improvements in good order and repair and in a safe, healthy, and sanitary condition at all times that this Agreement is in effect. The City shall at no time during the term of this Agreement be required to make any improvements or repairs to the Improvements. The Applicant shall keep the Improvements free and clear of rubbish, debris and litter at all times.

(l) The Applicant shall bear all risks and liability arising out of or in any manner directly or indirectly connected with Applicant's occupancy, use, development, maintenance, and restoration of the Improvements and any damages to the Improvements resulting directly or indirectly thereby.

(m) By entering into this Agreement, the City is not obligating itself to any governmental agent, board, commission, or agency with regard to any other discretionary action relating to Applicant's occupancy, use, development, maintenance, or restoration of the Improvements. Discretionary actions includes without limitation rezoning, variances, environmental clearances, and all other required governmental approvals.

(n) The Applicant shall not assign any rights granted by this Agreement or any interest in this Agreement without City's prior written consent, which not may be unreasonably withheld or delayed

(o) The Applicant shall, at its sole cost and expense, comply with all applicable rules, regulations, ordinances, laws and direction of all City, county, state and federal governing authorities.

NOTE: ALL SIGNATURES MUST INCLUDE NOTARY ACKNOWLEDGMENTS PER CIVIL CODE SEC.1180 ET.SEQ.
This information is available in alternative formats for persons with disabilities, upon request.

(p) Nothing contained in this Agreement shall be deemed or construed to create a partnership, joint venture, or other affiliation between City and Applicant or between City and any other entity or party, or cause City to be responsible in any way for the debts or obligations of Applicant or any other party or entity.

(q) This Agreement constitutes the entire agreement between the parties and supersedes any and all prior understandings, representations, warranties and agreements between them pertaining to this Agreement and Applicant's occupancy, use, development, maintenance, and restoration of the Improvements.

(r) Any notice required to be given under this Agreement shall be in writing and may be served personally or delivered by United States mail, postage prepaid and addressed as follows:

THE CITY OF SAN DIEGO _____
 Deputy City Engineer (Agency)

Development Services Department _____
 1222 1st Ave, MS 501 _____
 San Diego, CA 92101 (Mailing Address)

(s) Each individual executing this Agreement on behalf of another person or legal entity represents and warrants that he/she is authorized to execute and deliver this Permit on behalf of such person or entity in accordance with duly adopted resolutions or other authorizing actions which are necessary and proper and under such legal entity's articles, charter, bylaws, or other written rules of conduct or governing agreement, and that this Agreement is binding upon such person or entity in accordance with its terms. Each person executing this Agreement on behalf of another person or legal entity shall provide City with evidence, satisfactory to City, that such authority is valid and that such entity is a valid, qualified corporation, limited liability company, partnership, or other unincorporated association in good standing in its home state and that such entity is qualified to do business in California.

See Attached Exhibit(s)
 See Drawing Number _____ on
 file with the City of San Diego.

 (Applicant Signature)

 (Print Name and Title)

 (Date)

CITY OF SAN DIEGO APPROVED:

 (Deputy City Engineer Signature)

 (Print Name)

 (Date)

NOTE: ALL SIGNATURES MUST INCLUDE NOTARY ACKNOWLEDGMENTS PER CIVIL CODE SEC.1180 ET.SEQ.
 This information is available in alternative formats for persons with disabilities, upon request.

EXHIBIT B

WAYFINDING KIOSK ADVERTISING

As part of City's Memorandum of Understanding (MOU) with the Metropolitan Transit Development Board (MTS), adopted July 25, 1988, and amended February 25, 1991, and June 21, 1999, authorizing MTS to install bus stop shelters and bus benches in public right-of-way, City requires that all advertising placed as bus stops comply with the criteria set forth below. It is the intent of the City as part of this Agreement to require that advertising at IKE KIOSKS Stations comply with the same requirements for similar reasons, including:

That it continues to be the intent of the City to prohibit advertising on bus stop shelters and benches of alcoholic beverages, tobacco products, and firearms in recognition of the fact that many public transit patrons are minors, that possession of these products by minors is illegal and dangerous, and that advertising is a persuasive medium for encouraging the use of these products by minors; and

That Wayfinding Kiosks will also be located in the public right-of-way, will often be located near or adjacent to transit stops used by public transit patrons including minors, will be sponsored by the City and will include City identifiers, and will attract the attention of minors; and

This policy applies only to advertising located at Wayfinding Kiosks.

Wayfinding Kiosks Advertising Policy:

1. In its agreement with its advertising contractors, IKE shall reserve the right to reject any advertisement, commercial or noncommercial, which does not meet the standards set forth in this policy.
2. All advertising posted at IKE Kiosks must conform to the following criteria:
 - A. Defamatory Advertising. No advertising will be permitted that falsely disparages any person, product, or company, or that is likely to damage the reputation of any person, product, or company.
 - B. Advertising Condoning Criminal Conduct. No advertising will be permitted that is likely to incite or produce imminent unlawful activity.
 - C. Obscene Advertising. No advertising will be permitted that contains obscene matter or matter harmful to minors, as defined in California Penal Code Sections 311 and 313.
 - D. False Advertising. No advertising will be permitted that contains false or grossly misleading information.
 - E. Alcohol, Tobacco, and Firearms. No advertising will be permitted that promotes the sale of alcoholic beverages, tobacco or tobacco products, or firearms.
 - F. Existing Laws. All advertisements must conform to applicable federal, state, and local laws.

City may make demand upon IKE for the removal of any advertisement, commercial or noncommercial, that does not conform to this policy. Such demand shall be in writing and shall state reasonable grounds for the demand. IKE shall consider and act upon the demand in accordance with this policy. IKE shall remove the noncompliant content within no more than 24 hours.

EXHIBIT D

Accessibility Checklist

The items noted as NO (not compliant) below should be addressed by providing additional information or revising the project, as noted.

Please note that this report identifies items that are not compliant or require more information on the plans to allow for the construction the next submittal shall address the requested revisions. Additional items and requirements may be identified in the course of evaluating the design.

General Codes and Standards:

CODES, REGULATIONS, AND STANDARDS

- Federal – 2010 ADA Standards 28 CFR 35.151
- State –2019 California Building Code (CBC 11B-) (*published on July 1, 2019*), Part 2, CBSC (2018 IBC & California Amendments) (Title 24),
- ***Revised 508 Standards Access Board 2018***

CBC 11B-104.1 Dimensions. Dimensions that are not stated as “max” or “minimum” are absolute.

DSA Advisory *CBC 11B-104.1* Dimensions. This Section clarifies the dimensioning conventions used in this chapter. Dimensions not stated as ‘max’ or ‘minimum’ are absolute values for design purposes.

Specifying dimensions in design in the manner described above will better ensure that facilities and elements accomplish the level of accessibility intended by these requirements. It will also more often produce a result of strict and literal compliance with the stated requirements and eliminate enforcement difficulties and issues that might otherwise arise.

An element designed specifying either the max or minimum permitted dimensions puts the construction at risk if construction errors result in a violation of the standards. It is good practice to specify a dimension less than the required max (or more than the required minimum) by the amount of the expected field or manufacturing tolerance and not to state any tolerance in conjunction with the specified dimension.

In other words, dimensions noted in accessibility provisions as “max” or “minimum” should not be considered dimensions for design, as they represent the limits of a requirement and are not subject to construction tolerance. To be sure that field tolerances result in usable construction, notes and dimensions in construction documents should anticipate expected tolerances so that a required dimensional range is not exceeded by the addition of a finish or a variation in construction practice.

1. For example, the 1:12 slope stated in ADAAG, and ADA/ABAAG is a max slope for ramps, not a design requirement, design with 1:13 Slope
2. When a dimension range is a regulatory requirement, use the midpoint of the range as the drawing dimension.

3. When a dimension is a max regulatory requirement, use a dimension below per instance for if 34” max is the required regulatory dimension, then the designer shall specify 33”.
4. When a dimension is a MINIMUM regulatory requirement, use a dimension ABOVE per instance for if 27” min is the required regulatory dimension, then the designer shall specify 28”.

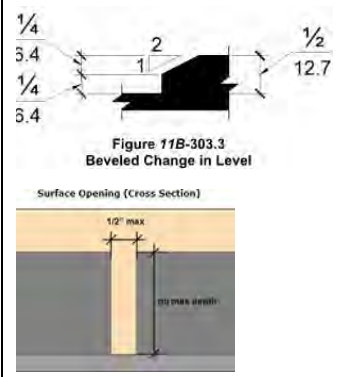
II. General Plan review comments:

Checklist:

Legend:

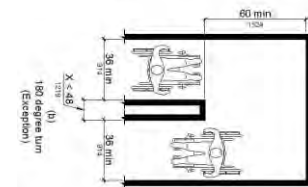
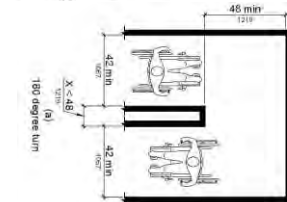
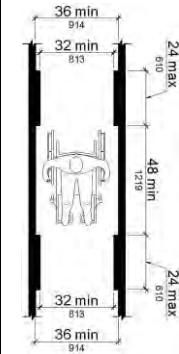
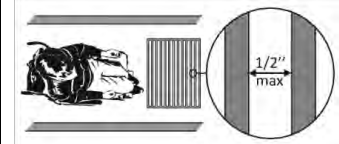
2010 ADA Standards *ADA STDs. 2019*
California Building Code *CBC 2018 508*
Standards *508*

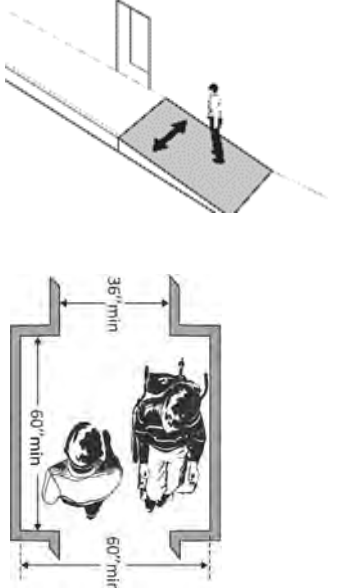
- Yes - design complies with the item;
- No - design is not in compliance with the item or the plans are missing information to Show compliance;
- NA - item does not apply to the project;
- Comment – description of missing information or requested revisions

N O	N A		
		2.0 Accessible routes	
		<p>2.1 Accessible routes and spaces shall have Ground and floor surfaces firm, stable, and slip-resistant. <i>ADA Stds. 302.1 & CBC 11B-CBC 11B-302.1</i></p> <p>“A stable surface is one that remains unchanged by contaminants or applied force so that when the contaminants or force is removed, the surface returns to its original condition. A firm surface resists deformation by either indentations or particles moving on its surface. A slip-resistant surface provides sufficient frictional counterforce to the forces exerted in walking to permit safe ambulation.</p> <p>Outdoor walking surfaces are often constructed of concrete or asphalt. Where permeable surfaces such as compacted decomposed granite or similar material are part of the accessible route, stabilizing admixtures or binders can help to provide a firm, stable and slip-resistant surface. Such surfaces should be edged or otherwise contained to provide stability. The maintenance required to keep these surfaces firm and stable should be considered when selecting such materials. Additional information regarding accessible exterior surfaces is available on the US Access Board</p>	 <p>The figure contains two diagrams. The top diagram, labeled 'Figure 11B-303.3 Beveled Change in Level', shows a cross-section of a beveled curb. The curb has a height of 1 inch and a top width of 2 inches. The bevels on both sides have a slope of 1/4 inch vertical to 3.4 inches horizontal. The total width of the curb is 12.7 inches. The bottom diagram, labeled 'Surface Opening (Cross Section)', shows a rectangular opening in a surface. The maximum width of the opening is 1/2 inch, and the maximum depth is 1/2 inch.</p>

website at <http://www.access-board.gov/research/completed-research/accessible-exterior-surfaces>".

- 2.2 Changes in level less than ¼" can be vertical between ¼" - ½" shall be leveled with a slope not steeper than 1:2, changes greater than ½" shall be ramped.
ADA Stds. 303.1 & CBC 11B- CBC 11B-303.1
- 2.3 Mats shall be attached and have a firm cushion or backing. The maximum pile height can be ½". *ADA Stds. 302.2 & CBC 11B- CBC 11B-302.2*
Are edges of carpets and mats securely attached to minimize tripping hazard Are the carpet transitions complying with changes in level
- 2.4 Slopes along walkways, halls, or corridors conform to standards.
ADA Stds. 403.3 & CBC 11B- CBC 11B-403.3
- 2.5 level changes along accessible routes between the pedestrian area and adjacent surface on the plans. If drop exceeds ¼" in height, specify and provide the following details. *ADA Stds. 303 and CBC 11B- 303*
- Abrupt vertical drops between ¼" and 4".
 - 6" high warning concrete curb if vertical drop exceeds 4". *CBC 11B- CBC 11B-303.51*
- Exceptions:
- Between a walk or sidewalk and a street or driveway.
 - If the adjacent grade is higher than the pedestrian way.
 - If cane-detectable handrails, guardrails, or wheel-guides are provided.
- 2.6 Identify the location of all gratings within the accessible route and provide a cut sheet of gratings for backcheck review. *CBC 11B- CBC 11B-302.3*
- 2.7 Openings in floor or ground surfaces shall not allow passage of a sphere more than ½" diameter except as allowed in Sections 11B-407.4.3, 11B-409.4.3, 11B-410.4, 11B-810.5.3, and 11B-810.10. Elongated openings shall be placed so that the long dimension is perpendicular to the dominant direction of travel. *11B-302.3*
Advisory 11B-302.3 Openings. Elongated openings, like those of most grates, must be oriented so that the long dimension is perpendicular to the dominant travel direction. In locations where there is no dominant flow pattern, openings should be limited to ½" in both dimensions. Where an accessible route is available to bypass openings completely, they can be oriented in any direction.
- 2.8 A continuous band of detectable warning surface (36" deep) is provided where a walk crosses or adjoins a vehicular way (curb ramp at access aisle), and the walking surface is not separated from the hazardous vehicular way by curbs, railings or other elements. *CBC 11B- CBC 11B-247.1.2.5*



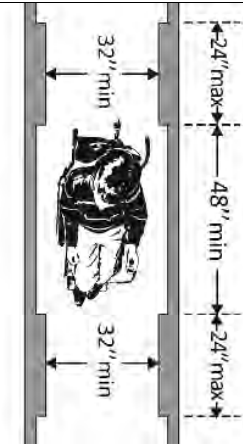
	<p>2.10 The surface, slope, and changes in level along accessible routes comply with <i>ADA Stds. 403 & CBC 11B- CBC 11B-403</i></p> <p>2.11 The width of the accessible route of travel is clearly indicated on the drawings: <i>CBC 11B- CBC 11B- 403.5.1</i></p> <p>a. The clear width of the walking surface shall be 36” walkways <i>CBC 11B- CBC 11B-403.5.1</i></p> <p>b. It is permitted to be reduced to 32” for a length of 24” if segments at each end of 36” long by 48” wide minimum.</p> <p>c. 48” minimum for walks and sidewalks (not including curb). <i>CBC 11B- 1133B.7.1, 1005</i> Exception: 1. When, because of right-of-way restrictions, natural barriers, or other existing conditions, the enforcing agency determines that compliance with the 48” clear sidewalk width would create an unreasonable hardship, the clear width may be reduced to 36”.</p> <p>2.12 Passing spaces shall be provided at an accessible route with a clear width less than 60” at intervals of 200’ max. Passing spaces shall be either: space 60” minimum by 60” minimum; or, an intersection of two walking surfaces providing a T-shaped extend 48” minimum beyond the intersection... <i>ADA Stds. 403.5.3 & CBC 11B- 405.5.3</i></p> <p>2.20 Protrusion limits - do all objects on circulation paths E.g., fire extinguishers, drinking fountains, signs, etc., with Protruding objects conform. <i>ADA Stds.307.1. & CBC 11B- CBC 11B- 307.1</i></p> <p>Please provide a cut sheet whenever you have a model selected for review, and reflect the proposed size on the plans</p> <p>USDOJ Advisory CBC 11B-307.2 Protrusion limits. When a cane is used and the element is in the detectable range, it gives a person sufficient time to detect the element with the cane before there is body contact. Elements located on circulation paths, including operable elements, must comply with requirements for protruding objects. For example, awnings and their supporting structures cannot reduce the</p>	

minimum required vertical clearance. Similarly, casement windows, when open, cannot encroach more than 4” into circulation paths above 27” *ADA Stds.307.2. & CBC 11B- CBC 11B-307.2*

- 2.21 Post-mounted objects. Free-standing objects mounted on posts or pylons shall overhang circulation paths 12” max when located 27” min and 80” max above the finish floor or ground.
- 2.22 Where a sign or other obstruction is mounted between posts or pylons and the clear distance between the posts or pylons is greater than 12”, the lowest edge of such sign or obstruction shall be 27” max or 80” minimum above finish floor or ground.

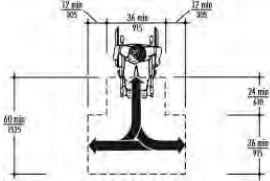
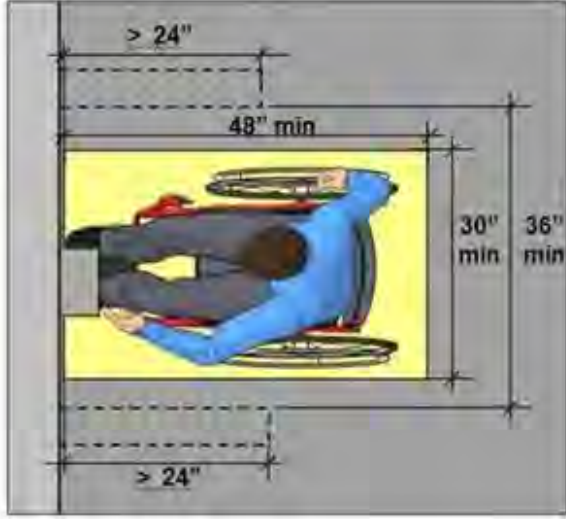
Exception: The sloping portions of handrails serving stairs and ramps shall not be required to comply with Section CBC 11B-307.3. *ADA Stds.307.3. & CBC 11B- CBC 11B-307.3*
- 2.23 Edges and corners. Where signs or other objects are mounted on posts or pylons, and their bottom edges are less than 80” above the floor or ground surface, the edges of such signs and objects shall be rounded or eased, and the corners shall have a minimum radius of 1/8 inch). *ADA Stds.307.3.1. & CBC 11B- CBC 11B-307.3.1*
- 2.24 Vertical clearance shall be 80” minimum.
E.g. if the bottom of the stairway is open, a detail is shown on the plans
Guardrails or other barriers shall be provided where the vertical clearance is less than 80”. The leading edge of such guardrail or barrier shall be located 27” maximum above the finish floor or ground.
ADA Stds.307.4 & CBC 11B- CBC 11B-307.4

Exception: Door closers and door stops shall be permitted to be 78” minimum above the finish floor or ground.
- 2.25 **Guy braces.** Where guy support is used within either the width of a circulation path or 24” max outside of a circulation path, a vertical guy brace, sidewalk guy, or similar device shall be used to prevent a hazard or an overhead obstruction.
- 2.26 Abrupt changes in level exceeding 4” vertical height along a path of travel or accessible route (i.e., ramps, landings, walks, sidewalks, or other pedestrian ways) are required to be provided with a curb a minimum of 6” in height above the walkway surface or a guardrail or handrail with a guide rail centered 3” plus or minimum 1” above the surface of the walk or sidewalk.
CBC 11B- CBC 11B-303.5
- 2.27 If a walk crosses or adjoins a vehicular way, and the walking surfaces are not separated by curbs, railings, or other elements between the pedestrian areas next to vehicular areas, the boundary between



	<p>the areas shall be defined by a continuous detectable warning which is 36" wide. <i>CBC 11B-247.1.2.5</i> Color shall be yellow conforming to Federal Color No. 33538 of Standard No. 595B, and material/type shall be per the most current and adopted City of San Diego Standards <i>SDG-130</i>.</p> <p>Exceptions:</p> <ol style="list-style-type: none"> 1. A warning curb is not required between a walk or sidewalk and an adjacent street or driveway. 2. A warning curb is not required when a guard or handrail is provided with a guide rail centered 2" minimum and 4" max above the surface of the walk or sidewalk. 	<p>The diagram illustrates a handrail installation. It shows a vertical post with a horizontal leading edge. Dimensions are indicated: a 4-inch maximum gap from the wall surface to the handrail, a minimum 4-inch gap from the handrail to the curb surface, and a minimum 80-inch headroom clearance above the handrail.</p>
	<p>2.30 The Kiosk shall not block the spaces required at existing accessible elements, for instance : The wheel chair spaces required at traffic signals pedestrian push buttons. The accessible route required to the wheel chair space to the pedestrian push button</p>	
	<p>3.0 The Kiosk - if installed next to a corner at the street intersection Curb ramps are provided at street corners serving the site and where a pedestrian way (accessible route of travel) crosses a curb. <i>ADA Stds. 402.2, 406</i>. All curb ramps are per the latest adopted City of San Diego Standard Drawings <i>See SDG-130 series</i>.</p> <p>Ensure that there is a curb ramp compliant with the minimum requirements</p> <ol style="list-style-type: none"> 3.1 Indicate the location and layout of all curb ramps on the site plans. The path of travel (dashed line) is connected to the curb ramps. <i>ADA Stds. 402.2, 406 & CBC 11B- CBC 11B-402.2, 406 and SDG 130s</i> 3.2 Typical curb ramp details must match the actual layout. Provide dimensioned detail in 1/4" scale representing the actual layout, including associated sidewalks, for all accessible curb ramps under this project; include spot elevations at top and bottom of the curb ramp, top and bottom landing and at relevant spots on the sidewalk. 3.3 Curb ramps cannot project into vehicular traffic lanes or the accessible parking space or adjacent access aisle. 3.4 Indicate the type of curb ramp per Standard drawing. Indicate curb ramp slope based on available length and elevation change. Use the least possible slope but never greater than the 7.5 % (8.3% max). 	

	<p>Indicate side flare slope (10% max) Top landings 1.5% in all directions Turning space 48” by 48” minimum</p> <p>The counter slope of adjoining gutters or road surface at the bottom of and immediately adjacent to the curb ramp (5% max for 48” in the direction of travel). The counter slope shall be 2% if the curb ramp is serving an accessible parking space <i>CBC 11B- CBC 11B-406.5.8</i></p> <p>Grade breaks at the top and bottom of curb ramp runs shall be perpendicular to the direction of the ramp run. Grade breaks shall not be permitted on the surface of ramp runs and turning spaces. Surface slopes that meet at grade breaks shall be flush. <i>CBC 11B- CBC 11B-406.5.6</i></p> <p>At diagonal curb ramps at the bottom of the curb ramps shall have a clear space 48” minimum outside active traffic lanes of the roadway. <i>CBC 11B- CBC 11B-406.5.9</i></p> <p>Diagonal or corner type curb ramps with returned curbs or other well-defined edges shall have the edges parallel to the direction of pedestrian flow. Diagonal curb ramps with flared sides shall have a segment of curb 24” long minimum located on each side of the curb ramp and within the marked crossing. <i>CBC 11B- CBC 11B-406.5.10</i></p> <p>3.5 Indicate Detectable warning tiles per <i>Standard Drawings SDG-130. CBC 11B- CBC 11B-406.5.12</i></p>	
	<p>508 Standards.</p> <p>4. Kiosks shall comply with the ATM requirements</p> <p>303 - Changes in level ADA2010 (generally not permitted) 305 Clear</p> <p>Floor or Ground Space</p> <p>305.1 General</p> <p>305.2 Floor or Ground Surfaces</p> <p>305.3 Size</p> <p>305.4 Knee and Toe Clearance</p> <p>305.5 Position</p> <p>305.6 Approach preferably front approach</p> <p>305.7 Maneuvering Clearance</p> <p>306 – Knee and Toe if applicable, depends on the kiosk profile and the screen location</p> <p>307 Protruding Objects so the profile of the kiosk and placements does not become a protruding object</p> <p>308 General Reach Ranges (reach ranges specified in 508 Guidelines and Operable Parts and included in 407.8]</p> <p>309 Operable Parts (refer to Section 508 for complete most current]</p>	
	<p>Kiosks must be visually and tactilely identifiable to users as accessible (e.g., an international symbol of accessibility affixed to the front of the device</p>	

	<p>Push buttons if provided shall comply with operable parts: <i>11B-309</i></p> <p>Clear Floor Space - complying with 305 shall be provided. <i>11B-309.2</i></p> <p>Height - Operable parts shall be placed within one or more of the reach ranges specified in 308 (15" min AFF and 48" max if no obstruction).</p> <p><i>11B-309.3</i></p> <p>Operation - Operable parts shall be operable with one hand and shall not require tight grasping, pinching, or twisting of the wrist. The force required to activate operable parts shall be 5 pounds maximum. <i>11B-309.4</i></p> <p>A clear floor space is provided for a forward approach</p>	 <p>The diagram shows a top-down view of a person in a wheelchair. Dimensions include: 17 min (305) for the width of the wheelchair, 36 min (765) for the width of the clear floor space, 48 min (1065) for the depth of the clear floor space, 24 min (530) for the height of the clear floor space, and 28 min (610) for the height of the wheelchair seat.</p>
	<p>Forward Approach and Reach</p> <p>Clear Floor Space [§309.2]</p> <p>Clear floor space for forward approaches must extend up to or, if knee or toe space is provided, below operable parts. This facilitates access since the forward reach does not extend beyond a wheelchair user's toes.</p> <p><i>If clear floor space is obstructed on both sides more than half the minimum required depth, a wider clearance (36" min.) is required for maneuvering and sway.</i></p>  <p>The diagram shows a side view of a person in a wheelchair. Dimensions include: > 24" for the depth of the clear floor space, 48" min for the depth of the clear floor space, 30" min for the height of the clear floor space, and 36" min for the height of the clear floor space.</p>	
	<p>402.1 General</p> <p>ICT with closed functionality shall be operable without requiring the user to attach or install assistive technology other than personal headsets or other audio couplers and shall conform to 402.</p>	
	<p>402.2 Speech-Output Enabled</p> <p>ICT with a display screen shall be speech-output enabled for full and independent use by individuals with vision impairments.</p>	

	<p>EXCEPTIONS:</p> <ol style="list-style-type: none"> 1. Variable message signs conforming to 402.5 shall not be required to be speech-output enabled. 2. Speech output shall not be required where ICT display screens only provide status indicators and those indicators conform to 409. 3. Where speech output cannot be supported due to constraints in available memory or processor capability, ICT shall be permitted to conform to 409 in lieu of 402.2. 4. Audible tones shall be permitted instead of speech output where the content of user input is not displayed as entered for security purposes, including, but not limited to, asterisks representing personal identification numbers. 5. Speech output shall not be required for: the machine location; date and time of transaction; customer account number; and the machine identifier or label. 6. Speech output shall not be required for advertisements and other similar information unless they convey information that can be used for the transaction being conducted. 	
	<p>402.2.1 Information Displayed On-Screen Speech output shall be provided for all information displayed on-screen.</p> <p>402.2.2 Transactional Outputs Where transactional outputs are provided, the speech output shall audibly provide all information necessary to verify a transaction.</p> <p>402.2.3 Speech Delivery Type and Coordination Speech output shall be delivered through a mechanism that is readily available to all users, including, but not limited to, an industry standard connector or a telephone handset. Speech shall be recorded or digitized human or synthesized. Speech output shall be coordinated with information displayed on the screen.</p> <p>402.2.4 User Control Speech output for any single function shall be automatically interrupted when a transaction is selected. Speech output shall be capable of being repeated and paused.</p> <p>402.2.5 Braille Instructions Where speech output is required by 402.2, braille instructions for initiating the speech mode of operation shall be provided. Braille shall be contracted and shall conform to 36 CFR part 1191, Appendix D, Section 703.3.1. EXCEPTION: Devices for personal use shall not be required to conform to 402.2.5.</p> <p>402.3 Volume ICT that delivers sound, including speech output required by 402.2, shall provide volume control and output amplification conforming to 402.3. EXCEPTION: ICT conforming to 412.2 shall not be required to conform to 402.3.</p> <p>402.3.1 Private Listening Where ICT provides private listening, it shall provide a mode of operation for controlling the volume.</p>	

	<p>Where ICT delivers output by an audio transducer typically held up to the ear, a means for effective magnetic wireless coupling to hearing technologies shall be provided.</p> <p>402.3.2 Non-private Listening Where ICT provides non-private listening, incremental volume control shall be provided with output amplification up to a level of at least 65 dB. A function shall be provided to automatically reset the volume to the default level after every use.</p> <p>402.4 Characters on Display Screens At least one mode of characters displayed on the screen shall be in a sans serif font. Where ICT does not provide a screen enlargement feature, characters shall be 3/16 inch high minimum based on the uppercase letter "I". Characters shall contrast with their background with either light characters on a dark background or dark characters on a light background.</p> <p>402.5 Characters on Variable Message Signs Characters on variable message signs shall conform to section 703.7 Variable Message Signs of ICC A117.1-2009 (incorporated by reference, see 702.6.1).</p>	
	<p>403 Biometrics</p>	
	<p>403.1 General Where provided, biometrics shall not be the only means for user identification or control. EXCEPTION: Where at least two biometric options that use different biological characteristics are provided, ICT shall be permitted to use biometrics as the only means for user identification or control.</p> <p>404 Preservation of Information Provided for Accessibility</p>	
	<p>405 Privacy</p> <p>405.1 General The same degree of privacy of input and output shall be provided to all individuals. When speech output required by 402.2 is enabled, the screen shall not blank automatically.</p>	
	<p>406 Standard Connections</p> <p>406.1 General Where data connections used for input and output are provided, at least one of each type of connection shall conform to industry standard non-proprietary formats.</p>	
	<p>407.1 General. Where provided, operable parts used in the normal operation of ICT shall conform to 407.</p> <p>407.2 Contrast. Where provided, keys and controls shall contrast visually from background surfaces. Characters and symbols shall contrast visually from background surfaces with either light characters or</p>	

symbols on a dark background or dark characters or symbols on a light background.

407.3 Input Controls. At least one input control conforming to 407.3 shall be provided for each function.

Exception from E407.3 Input Controls: Devices for personal use with input controls that are audibly discernable without activation and operable by touch shall not be required to conform to 407.3.

407.3.1 Tactilely Discernible. Input controls shall be operable by touch and tactilely discernible without activation.

407.3.2 Alphabetic Keys. Where provided, individual alphabetic keys shall be arranged in a QWERTY-based keyboard layout and the “F” and “J” keys shall be tactilely distinct from the other keys.

407.3.3 Numeric Keys. Where provided, numeric keys shall be arranged in a 12-key ascending or descending keypad layout. The number five key shall be tactilely distinct from the other keys. Where the ICT provides an alphabetic overlay on numeric keys, the relationships between letters and digits shall conform to ITU-T Recommendation E.161 (incorporated by reference, see 702.7.1).

407.4 Key Repeat. Where a keyboard with key repeat is provided, the delay before the key repeat feature is activated shall be fixed at, or adjustable to, 2 seconds minimum.

407.5 Timed Response. Where a timed response is required, the user shall be alerted visually, as well as by touch or sound, and shall be given the opportunity to indicate that more time is needed.

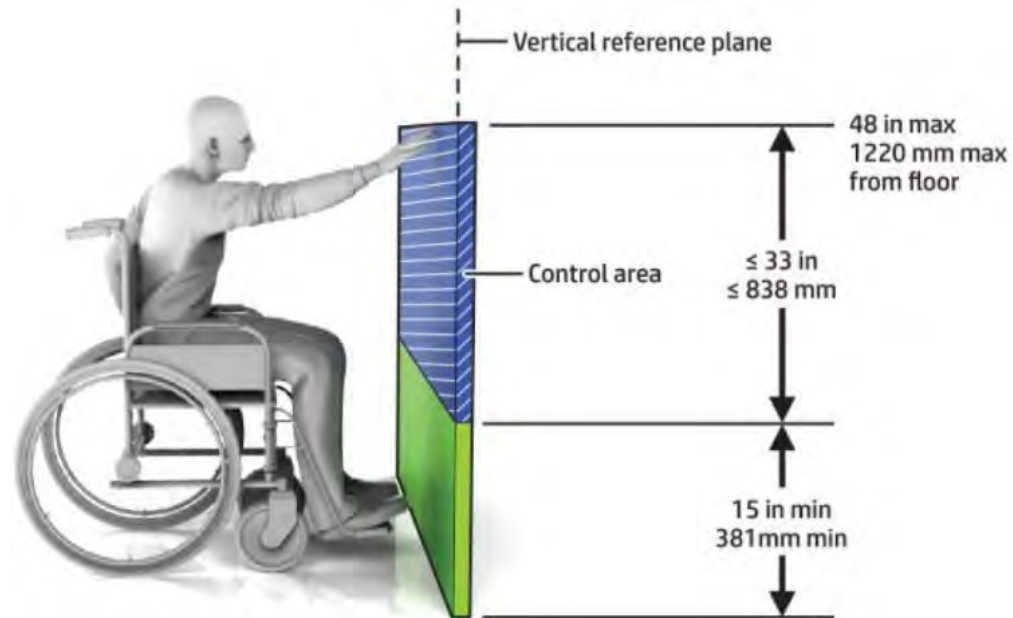
407.6 Operation. At least one mode of operation shall be operable with one hand and shall not require tight grasping, pinching, or twisting of the wrist. The force required to activate operable parts shall be 5 pounds (22.2 N) maximum.

407.7 Tickets, Fare Cards, and Keycards. Where tickets, fare cards, or keycards are provided, they shall have an orientation that is tactilely discernible if orientation is important to further use of the ticket, fare card, or keycard.

407.8 Reach Height and Depth. At least one of each type of operable part of stationary ICT shall be at a height conforming to 407.8.2 or 407.8.3 according to its position established by the vertical reference plane specified in 407.8.1 for a side reach or a forward reach. Operable parts used with speech output required by 402.2 shall not be the only type of operable part complying with 407.8 unless that part is the only operable part of its type.

- 407.8.1 Vertical Reference Plane. Operable parts shall be positioned for a side reach or a forward reach determined with respect to a vertical reference plane. The vertical reference plane shall be located in conformance to 407.8.2 or 407.8.3.
 - 407.8.1.1 Vertical Plane for Side Reach. Where a side reach is provided, the vertical reference plane shall be 48 inches long minimum.
 - 407.8.1.2 Vertical Plane for Forward Reach. Where a forward reach is provided, the vertical reference plane shall be 30 inches long minimum.
- 407.8.2 Side Reach. Operable parts of ICT providing a side reach shall conform to 407.8.2.1 or

	<p>407.8.2.2. The vertical reference plane shall be centered on the operable part and placed at the leading edge of the maximum protrusion of the ICT within the length of the vertical reference plane. Where a side reach requires a reach over a portion of the ICT, the height of that portion of the ICT shall be 34 inches maximum.</p> <ul style="list-style-type: none">○ 407.8.2.1 Unobstructed Side Reach. Where the operable part is located 10 inches or less beyond the vertical reference plane, the operable part shall be 48 inches high maximum and 15 inches high minimum above the floor.○ 407.8.2.2 Obstructed Side Reach. Where the operable part is located more than 10 inches, but not more than 24 inches, beyond the vertical reference plane, the height of the operable part shall be 46 inches high maximum and 15 inches high minimum above the floor. The operable part shall not be located more than 24 inches beyond the vertical reference plane. <ul style="list-style-type: none">● 407.8.3 Forward Reach. Operable parts of ICT providing a forward reach shall conform to 407.8.3.1 or 407.8.3.2. The vertical reference plane shall be centered, and intersect with, the operable part. Where a forward reach allows a reach over a portion of the ICT, the height of that portion of the ICT shall be 34 inches maximum.<ul style="list-style-type: none">○ 407.8.3.1 Unobstructed Forward Reach. Where the operable part is located at the leading edge of the maximum protrusion within the length of the vertical reference plane of the ICT, the operable part shall be 48 inches high maximum and 15 inches high minimum above the	
--	-------------------------------------------------------------------------------------------------------------------------------------------------------------------------------------------------------------------------------------------------------------------------------------------------------------------------------------------------------------------------------------------------------------------------------------------------------------------------------------------------------------------------------------------------------------------------------------------------------------------------------------------------------------------------------------------------------------------------------------------------------------------------------------------------------------------------------------------------------------------------------------------------------------------------------------------------------------------------------------------------------------------------------------------------------------------------------------------------------------------------------------------------------------------------------------------------------------------------------------------------------------------------------------------------------------------------------------------------------------------------------------------------------------------------------------------------------------------------------------------------------------------------------------------------------------------------------------------------------------------------------------------------------------------------------------------------------------------------------------	--



floor.

- 407.8.3.2 Obstructed Forward Reach. Where the operable part is located beyond the leading edge of the maximum protrusion within the length of the vertical reference plane, the operable part shall conform to 407.8.3.2. The maximum allowable forward reach to an operable part shall be 25 inches.
 - 407.8.3.2.1 Operable Part Height for ICT with Obstructed Forward Reach. The height of the operable part shall conform to Table 407.8.3.2.1.
 - 407.8.3.2.2 Knee and Toe Space under ICT with Obstructed Forward Reach. Knee and toe space under ICT shall be 27 inches high minimum, 25 inches deep maximum, and 30 inches wide minimum and shall be clear of obstructions.

408.1 General. Where provided, display screens shall conform to 408.

408.2 Visibility. Where stationary ICT provides one or more display screens, at least one of each type of display screen shall be visible from a point located 40 inches above the floor space where the display screen is viewed.

408.3 Flashing. Where ICT emits lights in flashes, there shall be no more than three flashes in any one-

	<p>second period. Exception from E408.3 Flashing: Flashes that do not exceed the general flash and red flash thresholds defined in WCAG 2.0 (incorporated by reference, see 702.10.1) are not required to conform to 408.3.</p>	
	<p>409.1 General. Where provided, status indicators shall be discernible visually and by touch or sound.</p>	
	<p>410.1 General. Where provided, color coding shall not be used as the only means of conveying information, indicating an action, prompting a response, or distinguishing a visual element.</p> <p>411.1 General. Where provided, audible signals or cues shall not be used as the only means of conveying information, indicating an action, or prompting a response</p> <p>412.1 General. ICT that provides two-way voice communication shall conform to 412.</p> <p>412.2 Volume Gain. ICT that provides two-way voice communication shall conform to 412.2.1 or 412.2.2.</p> <p>412.2.1 Volume Gain for Wireline Telephones. Volume gain conforming to 47 CFR 68.317 shall be provided on analog and digital wireline telephones.</p> <p>412.2.2 Volume Gain for Non-Wireline ICT. A method for increasing volume shall be provided for non- wireline ICT. Exception from E412.2 Volume Gain: ICT conforming to 412.2 shall not be required to conform to 402.3.</p> <p>412.3 Interference Reduction and Magnetic Coupling. Where ICT delivers output by a handset or other type of audio transducer that is typically held up to the ear, ICT shall reduce interference with hearing technologies and provide a means for effective magnetic wireless coupling in conformance with 412.3.1 or 412.3.2.</p> <ul style="list-style-type: none"> • 412.3.1 Wireless Handsets. ICT in the form of wireless handsets shall conform to ANSI/IEEE C63.19-2011 (incorporated by reference, see 702.5.1). • 412.3.2 Wireline Handsets. ICT in the form of wireline handsets, including cordless handsets, shall conform to TIA-1083-B (incorporated by reference, see 702.9.1). <p>412.4 Digital Encoding of Speech. ICT in IP-based networks shall transmit and receive speech that is digitally encoded in the manner specified by ITU-T Recommendation G.722.2 (incorporated by reference, see 702.7.2) or IETF RFC 6716 (incorporated by reference, see 702.8.1).</p> <p>412.5 Real-Time Text Functionality. [Reserved].</p> <p>412.6 Caller ID. Where provided, caller identification and similar telecommunications functions shall be visible and audible.</p> <p>412.7 Video Communication. Where ICT provides real-time video functionality, the quality of the video shall be sufficient to support communication using sign language.</p> <p>413.1 General. Where ICT displays or processes video with synchronized audio, ICT shall provide closed caption processing technology that conforms to 413.1.1 or 413.1.2.</p>	

	<ul style="list-style-type: none">• 413.1.1 Decoding and Display of Closed Captions. Players and displays shall decode closed caption data and support display of captions.• 413.1.2 Pass-Through of Closed Caption Data. Cabling and ancillary equipment shall pass through caption data.	
--	---------------------------------------------------------------------------------------------------------------------------------------------------------------------------------------------------------------------------------------------------------------------------------------------------------------------------------	--

EXHIBIT E

SITE PLAN

Ike Smart City - Tampa

Proposed Site Plan - TAM - 047

S Howard Ave & W Marjory Ave

Tampa, Florida 33602

UTILITY CONTACTS:

TECO ELECTRIC:
GREGORY F. KIENINGER, P.E. (813)-228-4231
GFKIENINGER@TECOENERGY.COM

CITY OF TAMPA UTILITIES - WATER:
GREGORY CUNNINGHAM
813-328-1010
GREG.CUNNINGHAM@TAMPAGOV.NET

CITY OF TAMPA UTILITIES - WASTEWATER:
CHERYL KING
(813)-234-7342
CHERYL.KING@TAMPAGOV.NET

FRONTIER:
RODERICK BODDY (813)-870-2581
RODERICK.BODDY@FTR.COM

TECO PEOPLES GAS:
JENNA C. JACKSON (813)-275-3794
JXJACKSON@TECOENERGY.COM

CITY OF TAMPA:
BRIAN PASZKO (813)-274-0105
BRIAN.PASZKO@TAMPAGOV.NET

WARNING!!
THE LOCATIONS AND ELEVATIONS OF EXISTING UNDERGROUND UTILITIES AS SHOWN ON THIS DRAWING ARE ONLY APPROXIMATE. NO GUARANTEE IS EITHER EXPRESSED OR IMPLIED AS TO THE COMPLETENESS OR ACCURACY THEREOF. THE CONTRACTOR SHALL BE EXCLUSIVELY RESPONSIBLE FOR DETERMINING THE EXACT UTILITY LOCATIONS AND ELEVATIONS PRIOR TO THE START OF CONSTRUCTION.




Know what's below.
Call before you dig.



PRIORITY ENGINEERING, LLC



Engineer's Seal



Certification
(1) This item has been electronically signed and sealed by Thomas Bernard, PE, using a Digital Signature.
(2) Printed copies of this document are not considered signed and sealed and the signature must be verified on any electronic copies.

Thomas Bernard, State of Florida, Professional Engineer, License No. 75373.
This item has been electronically signed and sealed by Thomas Bernard, PE, using a Digital Signature.

Printed copies of this document are not considered signed and sealed and signature must be verified on any electronic copies.

North	SCALE
-------	-------

Project
IKE SMART CITY

Project Location
**S HOWARD AVE & W MARJORY AVE
TAMPA, FL 33606**

Sheet Name
COVER SHEET

Revisions

REV	ISSUED FOR	DATE	BY
01	COT REVIEW COMMENTS	08/13/22	TB

ISSUED FOR PERMITS

Date: 04/22/2022
PE Project No. 22-0003.04
ENG/CADD: BH
Checked By: BF
Reviewed By: TB
Sheet No. **T-100**

DRAWING NOTE: SCALE SPECIFIED IS MEANT FOR 24" X 36" AND WILL SCALE IN ACCORDANCE WITH THE PRINTED SCALE. ANY OTHER SIZE MEDIA BECOMES 1" X 1" UNLESS OTHERWISE NOTED. NO REPRODUCTION SHALL BE MADE WITHOUT THE PRIOR CONSENT OF PRIORITY ENGINEERING, LLC. © 2022



Project Location -
**S HOWARD AVE
& W MARJORY AVE**

AREA OF WORK

W MARJORY AVE

OVERALL SITE PLAN
NOT TO SCALE



HILLSBOROUGH

COUNTY MAP

NOT TO SCALE



IKE KIOSK LOCATION MAP

NOT TO SCALE

LIST OF DRAWINGS

SHEET No.	SHEET TITLE
T-100	COVER SHEET
G-100	GENERAL PROJECT NOTES
V-100	EXISTING SITE CONDITIONS
C-100	CIVIL SITE PLAN
D-100	SITE DETAILS & MOT DIAGRAMS
E-100	ELECTRICAL NOTES & SYMBOLS
E-200	ELECTRICAL SITE PLAN
E-300	ELECTRICAL DETAILS
S1.0	KIOSK FOUNDATION
S2.0	KIOSK ELEVATION VIEW
S3.0	KIOSK SPECIFICATIONS

CLIENT

ike
SMART CITY
IKE SMART CITY, LLC
250 N HARTFORD AVE
COLUMBUS, OHIO 43222

CONTACT: GUNNAR SAMUELSON
CONSTRUCTION PROJECT MANAGER
PH: 614.429.8874

ENGINEER

PRIORITY ENGINEERING, LLC
23208 EMERSON WAY
LAND O LAKES, FLORIDA 34639

CONTACT: TOM BERNARD, PE
PH: 813.373.9595
www.priority-eng.com

PROJECT NO. 22-0003.01

PROJECT DESCRIPTION:

PROJECT: INSTALLATION OF NEW KIOSK SUPPORTING CONDUIT/WIRING AND PEDESTRIAN ACCESS.

PROJECT SEQUENCE OF CONSTRUCTION:

- SAWCUT AND REMOVE EXISTING PAVEMENT TO ACCOMMODATE PROPOSED IMPROVEMENTS.
- CONTRACTOR TO INSTALL 2" CONDUIT AND WIRING TO CONNECT TO EXISTING ELECTRICAL VAULT
- CONTRACTOR TO INSTALL NEW CONCRETE PAD FOR ELECTRICAL PEDESTAL/OUTLET.
- CONTRACTOR TO INSTALL KIOSK ALL REQUIREMENTS OF TECO AND THE CITY OF TAMPA.

FLOOD NOTE:

THE SUBJECT PROPERTY LIES WITHIN ZONE "X", PER FLOOD INSURANCE RATE MAP NUMBER 12057C0354H, COMMUNITY NUMBER 120114, PANEL NUMBER 0354, SUFFIX H, WITH AN EFFECTIVE DATE OF 08/28/2008

PERMITS REQUIRED FOR PROJECT		
PERMIT	CITY/AGENCY	APPROVAL
R.O.W.	CITY OF TAMPA	
BUILDING	CITY OF TAMPA	

CONSTRUCTION SITE SAFETY IS THE RESPONSIBILITY OF THE CONTRACTOR. NEITHER THE OWNER NOR THE ENGINEER SHALL BE EXPECTED TO ASSUME RESPONSIBILITY FOR SAFETY OF THE WORK, OR PERSONS ENGAGED IN THE WORK, OR NEARBY STRUCTURES, NOR BY OTHER PERSONS.

GENERAL NOTES

- REGULATIONS - ALL CONSTRUCTION SHALL BE DONE IN A WORKMAN LIKE MANNER AND SHALL CONFORM TO ALL COUNTY, STATE AND FEDERAL REGULATIONS AND OR CODES INCLUDING BUT NOT LIMITED TO THE CURRENT CITY OF TAMPA AND FLORIDA DEPARTMENT OF TRANSPORTATION (FDOT) LATEST REGULATIONS. THE CONTRACTOR SHALL BE RESPONSIBLE FOR OBTAINING ALL PERMITS AND LICENSES TO BEGIN WORK AND PAY ALL REQUIRED FEES ASSOCIATED WITH SAME.
- STANDARD DETAILS AND SPECIFICATIONS - STATE, COUNTY AND CITY CONSTRUCTION DETAILS AND SPECIFICATIONS SHALL BE APPLIED TO THE APPROPRIATE AREAS OF THE PLANS, GENERALLY DIFFERENTIATED BY PROPERTY OWNERSHIP LINES OR INTENT OF THE DESIGN. ANY CONFLICTS BETWEEN GOVERNING STANDARDS SHALL BE BROUGHT TO THE ATTENTION OF THE ENGINEER.
- DATUM - UNLESS OTHERWISE NOTED, ELEVATIONS SHOWN HEREON REFER TO NORTH AMERICAN VERTICAL DATUM OF 1988 (NAVD 88). HORIZONTAL DATA SHOWN HEREON REFERS TO N.A.D. 83 FLORIDA STATE PLANE WEST ZONE. ANY DISCREPANCY SHALL BE BROUGHT TO THE ATTENTION OF THE ENGINEER BEFORE CONSTRUCTION BEGINS OR RESUMES.
- CHANGES - ALL CHANGES SHALL BE SUBMITTED IN WRITING AND APPROVED BY THE ENGINEER PRIOR TO CONSTRUCTION.
- GUARANTEE - THE CONTRACTOR SHALL GUARANTEE ALL WORK AND MATERIAL FOR A PERIOD OF ONE YEAR FROM THE DATE OF PROJECT ACCEPTANCE, DURING WHICH ALL FAULTY CONSTRUCTION AND/OR MATERIAL SHALL BE REPLACED AT THE CONTRACTORS EXPENSE.
- SHOP DRAWINGS - PRIOR TO CONSTRUCTION, THE CONTRACTOR SHALL SUBMIT SHOP DRAWINGS TO THE ENGINEER FOR REVIEW AND PBCWUD APPROVAL. STRUCTURE SHOP DRAWINGS SHALL BE SIGNED AND SEALED BY A PROFESSIONAL STRUCTURAL ENGINEER REGISTERED IN THE STATE OF FLORIDA.
- MAINTENANCE OF TRAFFIC (M.O.T.) - UNLESS OTHERWISE PERMITTED, THE CONTRACTOR SHALL MAINTAIN EXISTING PEDESTRIAN AND VEHICULAR TRAFFIC AND ACCESS AT ALL TIMES DURING CONSTRUCTION AND SHALL PROVIDE THE NECESSARY TEMPORARY PAVEMENT, BARRICADES, LIGHTING, SIGNS, FLAGMEN, ETC. FOR THE SAFETY OF THE PUBLIC. THE CONTRACTOR SHALL SUBMIT M.O.T. AND A.D.A. ACCESS PLANS TO THE ENGINEER FOR REVIEW AND CITY, COUNTY AND STATE APPROVAL OF WORK TO BE DONE WITHIN THEIR RIGHTS OF WAY. M.O.T. SHALL BE IN ACCORDANCE WITH A.D.A., M.U.T.C.D. AND F.D.O.T. INDEX SERIES 600.
- RECORD DRAWINGS - THE CONTRACTOR SHALL SUBMIT RECORD DRAWINGS TO THE ENGINEER FOR REVIEW AND APPROVAL. RECORD DRAWINGS MUST BE SIGNED AND SEALED BY A PROFESSIONAL SURVEYOR REGISTERED IN THE STATE OF FLORIDA AND BE REFERENCED TO THE DATUM SHOWN IN THE CONSTRUCTION PLANS. ANY UNMARKED UTILITIES ENCOUNTERED DURING CONSTRUCTION SHALL BE INCORPORATED INTO THE RECORD DRAWINGS. ALL UTILITIES MUST BE SHOWN IN THEIR AS-BUILT LOCATION.
- RESPONSIBILITY - THE CONTRACTOR SHALL BE RESPONSIBLE FOR ALL EXISTING UTILITIES WHETHER SHOWN ON THE PLANS OR NOT. THE CONTRACTOR SHALL VERIFY THE LOCATION, SIZE AND MATERIAL OF ALL UTILITIES PRIOR TO THE COMMENCEMENT OF CONSTRUCTION. ANY DISCREPANCIES SHALL BE BROUGHT TO THE ATTENTION OF THE ENGINEER. THE APPROPRIATE UTILITY COMPANY SHALL BE NOTIFIED PRIOR TO ANY CONSTRUCTION IN OR AROUND THAT UTILITY. CALL "SUNSHINE STATE ONE CALL" AT 1-800-432-4770 PRIOR TO ANY EXCAVATION. THE ENGINEER AND OWNER SHALL BE HELD HARMLESS AGAINST ALL CLAIMS OR DAMAGES.
- RESTORATION - THE CONTRACTOR SHALL IMMEDIATELY REPAIR AND RESTORE EXISTING SITE FEATURES INCLUDING PAVEMENT, DRIVEWAYS, PIPES, FENCES, TRAFFIC CONTROL DEVICES, MAILBOXES AND PROPERTY CORNERS DAMAGED AS A RESULT OF CONSTRUCTION ACTIVITIES. THE REPAIR AND RESTORATION SHALL CONFIRM TO APPLICABLE STANDARDS AS GOVERNED.
- OPEN TRENCHES - ALL OPEN TRENCHES AND HOLES SHALL BE PROPERLY MARKED AND BARRICADED TO INSURE THE SAFETY OF VEHICULAR AND PEDESTRIAN TRAFFIC. NO OPEN TRENCHES OR HOLES SHALL BE LEFT OPEN DURING NIGHT TIME HOURS WITHOUT EXPRESSED PERMISSION FROM THE OWNER, ENGINEER AND REGULATING AGENCIES. ALL TRENCHES SHALL COMPLY WITH OSHA TRENCH SAFETY ACT PROVISIONS.
- CONFLICTS - ANY CONFLICTING INFORMATION BETWEEN REGULATING AGENCIES AND THE CONSTRUCTION DOCUMENTS SHALL BE IMMEDIATELY BROUGHT TO THE ATTENTION OF THE ENGINEER. AFFECTED CONSTRUCTION SHALL NOT COMMENCE OR RESUME UNTIL PERMISSION IS GRANTED BY THE ENGINEER OR OWNER.

CLEARING AND GRUBBING

- CLEARING - CLEARING SHALL BE LIMITED TO THE CONSTRUCTION AREA AND/OR AS DIRECTED BY THE ENGINEER OR OWNER AND APPROVED BY THE COUNTY.
- GRUBBING - ALL STUMPS, ROOTS, BURIED LOGS OR OTHER UNSUITABLE MATERIAL WITHIN THE LIMITS OF PAVEMENT CONSTRUCTION SHALL BE REMOVED TO A DEPTH OF 3 FEET BELOW FINISHED PAVEMENT ELEVATION AND REPLACED WITH CLEAN FILL.
- DEBRIS REMOVAL - ALL DEBRIS SHALL BE REMOVED FROM THE SITE AND LEGALLY DISPOSED. ANY MATERIAL RETAINED ON-SITE FOR MORE THAN 30 DAYS SHALL BE STORED IN CONTAINERS APPROVED BY THE ENGINEER AND COUNTY.
- PROTECTION - THE CONTRACTOR SHALL BE RESPONSIBLE TO PROTECT ALL EXISTING BUILDINGS, UTILITIES, STRUCTURES THAT ARE ABOVE OR BELOW GROUND AND SHALL HOLD THE ENGINEER AND OWNER HARMLESS AGAINST ALL CLAIMS OR DAMAGES.
- LANDSCAPED AREAS - ALL LANDSCAPE PLANTING AREAS SHALL BE FREE OF BASE ROCK AND CONSTRUCTION DEBRIS AND EXCAVATED TO A MINIMUM DEPTH OF 30" OR TO CLEAN, NATIVE SOIL. REFER TO THE LANDSCAPE PLANS (BY OTHERS) FOR ADDITIONAL PLANTING INFORMATION AND DETAILS.
- MUCK - ANY MUCK ENCOUNTERED WITHIN 10' OF THE PAVEMENT AND BUILDING AREAS SHALL BE REMOVED AND REPLACED WITH CLEAN FILL MATERIAL.
- HARDPAN - HAROPAN ENCOUNTERED IN THE DETENTION AREA SHALL BE REMOVED AND REPLACED WITH CLEAN, GRANULAR FILL MATERIAL.

URBAN FORESTRY PERMIT NOTES 2021

- IT IS THE RESPONSIBILITY OF THE CONTRACTOR TO PROTECT ALL TREES WITHIN THE VICINITY OF THE PROPOSED CONSTRUCTION IN ACCORDANCE WITH CHAPTER 27 OF THE CITY OF TAMPA CODE. TREE REMOVAL IS NOT AUTHORIZED WITHOUT PRIOR APPROVAL FROM THE CITY OF TAMPA PARKS AND RECREATION URBAN FORESTRY MANAGER.
- PRUNING OF BRANCHES IS NOT AUTHORIZED WITHOUT PRIOR APPROVAL FROM THE CITY OF TAMPA PARKS AND RECREATION URBAN FORESTRY MANAGER AND SHALL BE COMPLETED BY/UNDER THE SUPERVISION OF AN INTERNATIONAL SOCIETY OF ARBORICULTURE CERTIFIED ARBORIST. PRUNING OF CHAPTER 27 DESIGNATED GRAND TREES WILL REQUIRE AN ADDITIONAL GRAND TREE PRUNING
- EXCAVATION WITHIN THE PROTECTIVE RADIUS OF TREES IS NOT AUTHORIZED WITHOUT PRIOR APPROVAL FROM THE CITY OF TAMPA PARKS AND RECREATION URBAN FORESTRY MANAGER AND MAY REQUIRE ROOT PRUNING WITH THE APPROPRIATE EQUIPMENT TO ASSURE ROOTS ARE SEVERED CLEAN. THE PROTECTIVE RADIUS IS DEFINED AS:
 - 10 FEET RADIUS FOR PROTECTED TREES (CHAPTER 27 - TREES GREATER THAN 5 INCHES IN DIAMETER AT 4.5 FEET)
 - 15 FEET RADIUS FOR SPECIMEN TREES (CHAPTER 27 - TREES GREATER THAN 24 INCHES IN DIAMETER AT 4.5 FEET)
 - 20 FEET RADIUS FOR GRAND TREES (CHAPTER 27 - TREES GREATER THAN 32 INCHES IN DIAMETER AT 4.5 FEET)
- ROOTS 2" OR GREATER SHALL NOT BE PRUNED WITHOUT PRIOR APPROVAL FROM THE CITY OF TAMPA PARKS AND RECREATION URBAN FORESTRY MANAGER.
- FOR QUESTIONS REGARDING THESE REQUIREMENTS, PLEASE CONTACT THE CITY OF TAMPA PARKS AND RECREATION URBAN FORESTRY MANAGER AT 813-274-5137 OR 813-557-0482. STAFF IS AVAILABLE TO MEET WITH THE CONTRACTOR TO GO OVER THESE COMMENTS.

PAVING AND DRAINAGE

- SUBGRADE - SUBGRADE SHALL BE COMPACTED TO 98% MAXIMUM DENSITY IN ACCORDANCE WITH AASHTO T-180 (ASTM-1557) SPECIFICATIONS. ALL STUMPS, ROOTS, AND OTHER DELETERIOUS MATERIAL ENCOUNTERED SHALL BE REMOVED TO A DEPTH OF 3 FEET BELOW FINISHED ROAD GRADE AND REPLACED WITH CLEAN FILL COMPACTED TO NOT LESS THAN 100% OF MAXIMUM DENSITY. ALL SUCH MATERIAL SHALL BE REMOVED FROM WITHIN 8 FEET OF THE EDGE OF PAVEMENT. STABILIZED SUBGRADE SHALL CONFORM TO SECTION 160 OF FOOT SPECIFICATIONS FOR ROAD AND BRIDGE CONSTRUCTION AND HAVE A MINIMUM LBR OF 40.
- BASE - APPROVED SHELLROCK AND LIMEROCK SHALL CONFORM TO APPLICABLE SECTIONS OF THE LATEST FOOT SPECIFICATIONS. BASE COURSE SHALL BE COMPACTED TO 98% OF THE MAXIMUM DENSITY AS DETERMINED BY AASHTO T-180 (ASTM 1557). PRIME COAT MINIMUM APPLICATION RATE OF 0.10 GAL/S.Y. TACK COAT MINIMUM APPLICATION RATE OF 0.05 GAL/S.Y.
- ASPHALT CONCRETE - STRUCTURAL AND SURFACE COURSES SHALL CONFORM TO APPLICABLE SECTIONS OF THE CURRENT FOOT SPECIFICATIONS.
- STRUCTURES - INLETS AND MANHOLES SHALL BE AS SPECIFIED ON THE PLANS AND SHALL BE CONSTRUCTED IN ACCORDANCE WITH APPLICABLE SECTIONS OF THE CURRENT FOOT SPECIFICATIONS. INLET GRATES SHALL BE SECURED IN ACCORDANCE WITH FOOT INDEX NO 201.
- PIPES - DRAINAGE PIPES SHALL CONFORM WITH THE APPLICABLE SECTIONS OF THE CURRENT FOOT SPECIFICATIONS.
- REINFORCING STEEL - ALL REINFORCING STEEL SHALL CONFORM TO ASTM A- 615 SPECIFICATIONS.
- CONCRETE - CONCRETE SHALL DEVELOP A 28-DAY MINIMUM COMPRESSIVE STRENGTH OF 4000 PSI UNLESS OTHERWISE NOTED ON THE PLANS AND SHALL CONFORM TO THE APPLICABLE SECTIONS OF THE CURRENT FOOT SPECIFICATIONS.
- PIPE BACKFILL - PIPE BACKFILL SHALL CONFORM TO THE APPLICABLE SECTIONS OF THE CURRENT FOOT SPECIFICATIONS. PIPE BACKFILL SHALL BE PLACED IN 6" LIFTS AND COMPACTED TO NOT LESS THAN 100% MAXIMUM DENSITY AS DEFINED BY AASHTO T-180.
- TRAFFIC CONTROL DEVICES - ALL TRAFFIC CONTROL DEVICES, PAVEMENT MARKINGS AND SIGNS SHALL BE AS DEFINED IN THE MANUAL ON UNIFORM TRAFFIC CONTROL DEVICES FOR STREETS AND HIGHWAYS (MUTCD), CITY OF TAMPA TYPICAL #T-P-18 AND/OR THE CURRENT FOOT SPECIFICATIONS, WHERE APPLICABLE. THERMOPLASTIC MATERIAL SHALL BE USED FOR FINAL PAVEMENT MARKINGS EXCEPT PARKING SPACES. IF PAVER BRICKS ARE USED IN MARKED PAVEMENT, BRICKS OF APPROPRIATE COLOR AND CONTRAST SHALL BE USED IN LIEU OF PAINT OR THERMOPLASTIC MATERIAL. PAINT MAY BE USED FOR TEMPORARY STRIPING.
- WHERE CONNECTIONS TO AN EXISTING DRAINAGE SYSTEM ARE PROPOSED, SAID EXISTING DRAINAGE STRUCTURES AND LINES SHALL BE CLEANED OF ALL SILT AND OTHER DEBRIS PRIOR TO SAID CONNECTIONS BEING MADE, AND WHERE THE EXISTING DRAINAGE SYSTEM INCLUDES DITCHES, SAID DITCHES SHALL BE CLEARED AND REWORKED, AS NECESSARY, TO RESTORE THEM TO AN APPROVED DESIGN SECTION. DRAINAGE SYSTEMS ARE TO BE CLEARED AND/OR GRADED TO THE POINT OF LEGAL POSITIVE OUTFALL.
- ALL HANDICAP ACCESSIBLE RAMPS SHALL MEET ALL APPLICABLE LOCAL, STATE, AND FEDERAL ACCESSIBILITY GUIDELINES AND REGULATIONS. ANY MODIFICATIONS SHALL BE APPROVED BY THE ENGINEER OF RECORD. HANDICAP PARKING SIGNS SHALL BE PLACED A) BEHIND THE SIDEWALK OR B) ATTACHED TO BUILDING WALLS IN AREAS WHERE A SIDEWALK AND/OR BUILDING ABUTS THE STALL OR C) OUTSIDE THE TWO (2) FEET OVERHANG AREA WHERE WHEEL STOPS ARE NOT PROVIDED.
- CONTRACTOR SHALL CONTACT CITY OF TAMPA TRAFFIC OPERATIONS AT 561-233-3900 FORTY-EIGHT (48) HOURS PRIOR TO CONSTRUCTION IF WORK IS BEING DONE WITHIN 10 FEET OF ANY SIGNAL EQUIPMENT
- DAMAGES TO LOOPS OR ANY SIGNAL EQUIPMENT CAUSED BY CONSTRUCTION OF THIS PROJECT MUST BE REPAIRED OR REPLACED TO ORIGINAL OR BETTER CONDITION AT NO COST TO CITY OF TAMPA.
- MINIMUM PERIMETER BERM ELEVATION SHALL BE EQUAL OR GREATER TO THE 25YEAR-30DAY PEAK STAGE ELEVATION 15.55 (NAVD88)

FIELD OBSERVATIONS AND TESTING

- NOTIFICATION - THE CONTRACTOR SHALL NOTIFY THE ENGINEER, GOVERNMENT AND OTHER PERMITTING AGENCIES 48 HOURS PRIOR TO SCHEDULING FIELD OBSERVATIONS AND SHALL SUPPLY ALL EQUIPMENT NECESSARY TO TEST THE COMPLETED WORK. CALL "SUNSHINE ONE CALL" AT 1-800-432-4770 PRIOR TO ANY EXCAVATION.
- THE UNDERGROUND CONTRACTOR SHALL SUBMIT ALL RECORD DATA, SIGNED AND SEALED BY A PROFESSIONAL SURVEYOR AND MAPPER REGISTERED IN THE STATE OF FLORIDA, TO THE ENGINEER FOR REVIEW AND APPROVAL PRIOR TO CURB AND PAVEMENT CONSTRUCTION. ANY NECESSARY ADJUSTMENTS AT THIS TIME SHALL BE THE RESPONSIBILITY OF THE CONTRACTOR.
- DRAINAGE PIPES AND STRUCTURES SHALL BE INSPECTED BY THE ENGINEER AND COUNTY PRIOR TO BACKFILLING. ALL DRAINAGE SYSTEMS SHALL BE PUMPED DOWN TO BELOW THE STRUCTURE AS A REQUIREMENT OF THE FINAL DRAINAGE INSPECTION.
- ALL TESTS SHALL BE SIGNED AND SEALED BY A PROFESSIONAL ENGINEER REGISTERED IN THE STATE OF FLORIDA AND ARE TO BE PAID FOR BY THE CONTRACTOR.
- THE BASE ROCK CHEMICAL AND SIEVE ANALYSIS AND THE ASPHALT MIX AND DESIGN CRITERIA SHALL BE SUBMITTED TO THE ENGINEER FOR REVIEW PRIOR TO CONSTRUCTION.
- PROCTOR AND DENSITY TESTS FOR SUBGRADE AND BASE MATERIAL SHALL BE TAKEN AS DIRECTED BY THE ENGINEER. PAVING DENSITY TESTS SHALL BE TAKEN A MINIMUM OF ONE PER 500 S.Y.
- DENSITY TEST FOR PIPE TRENCHES SHALL BE TAKEN AT THE PIPE SPRING-LINE AND AT MAXIMUM ONE FOOT (1') LIFTS AS MEASURED FROM THE TOP OF PIPE. THE TESTS SHALL BE TAKEN AT A MAXIMUM SPACING OF EVERY 300 FEET MEASURED FROM THE STRUCTURE OR AT LEAST ONE TEST AT THE CENTER OF THE PIPE SEGMENT BETWEEN TWO STRUCTURES IF LESS THEN 300 FEET. TESTS SHALL BE TAKEN ON ALL SIDES WITHIN FIVE (5') OF EACH STRUCTURE. THE TEST LOCATION AT THE STRUCTURE SHALL BE ON ALTERNATING SIDES OF THE STRUCTURE WITH EACH LIFT TESTED. THE LOCATION AND DEPTH OF ALL TESTS SHALL BE CLEARLY INDICATED IN THE DESCRIPTION AREA ON THE TEST REPORT OR ILLUSTRATED IN A MAP.
- TESTING - TEST RESULTS SHALL BE SUBMITTED TO THE ENGINEER FOR REVIEW AND APPROVAL. TESTING REQUIREMENTS SHALL INCLUDE, BUT MAY NOT BE LIMITED TO, BACKFILL DENSITY, PIPELINE INTEGRITY (HYDROSTATIC PRESSURE) AND ANY OTHERS REQUIRED BY THE ENGINEER, PBCWUD OR PERMITTING AGENCIES.

ABBREVIATIONS USED IN DRAWINGS

THE FOLLOWING ABBREVIATIONS ARE USED ON THESE PLANS:

@	AT (RATE OF)
&	AND
"	INCH
'	FOOT
#	NUMBER
AC	ASPHALT CONCRETE - ASPHALT PAVEMENT/HOT MIX ASPHALT PAVEMENT
ADA	AMERICANS WITH DISABILITIES ACT (BARRIER FREE ACCESS)
AGG	AGGREGATE BASE
ALT	ALTERNATE
APPROX.	APPROXIMATE/APPROXIMATELY
ARCH.	ARCHITECT
ASTM	AMERICAN SOCIETY FOR TESTING AND MATERIALS
AVG	AVERAGE
B	BORING
BDY	BOUNDARY
BIT	BITUMINOUS
BF	BARRIER FREE
BFF	BANK FULL FLOOD
BLDG	BUILDING
BM	BENCHMARK
BOL	BOLLARD
BOT	BOTTOM
BRG	BEARING
BSMT	BASEMENT
BOW	BOTTOM OF WALL
C	CORE
CAP	CAPACITY
CB	CATCH BASIN
CF	CENTERLINE
CF	CUBIC FEET
CHANN.	CHANNEL
CJ	CONTROL JOINT
CLS	CRUSHED LIMESTONE
CL	CENTERLINE
CMP	CORRUGATED METAL PIPE
CMU	CONCRETE MASONRY UNIT
CD	CLEAN OUT
COEF	COEFFICIENT
COL	COLUMN
COMM/COMM.	COMMUNICATIONS
CONC.	CONCRETE
CONN.	CONNECTION
COV.	COVER
CULV.	CULVERT
CPP	CORRUGATED PLASTIC PIPE
CY	CUBIC YARD
DIA/DIA.	DIAMETER
DI	DUCTILE IRON
DIM/DIM.	DIMENSION
DIP	DUCTILE IRON PIPE
DEG/DEG.	DEGREE
DEMO/DEMO.	DEMOLITION
DEPT.	DEPARTMENT
DMH	DROP MANHOLE
DS	DOWNSPOUT
EA	EACH
E	EAST
EG	EACH END
EG	EDGE OF GRAVEL
EHH	ELECTRICAL HAND HOLE
ELEV.	ELEVATION
EM	EDGE OF METAL
ENG/ENG.	ENGINEER
ENT.	ENTRANCE
EQUIP.	EQUIPMENT
ES	END SECTION
EXCAV/EXCAV.	EXCAVATE
EX/EX	EXISTING
EXPN	EXPANSION
FD	FLOOR DRAIN
FDC	FIRE DEPARTMENT CONNECTION
FDOT	FLORIDA DEPARTMENT OF TRANSPORTATION
FDN	FOUNDATION
FDR	FULL DEPTH RECLAMATION
FF	FINISH FLOOR
FG	FINISH GRADE
FURN.	FURNISH
FP	FLOOD PLAIN
FT	FEET/FOOT
FTG	FOOTING
ELEV.	ELEVATION
EQUIP.	EQUIPMENT
GAL/GAL.	GALLON
GEN.	GENERAL
GIS	GEOGRAPHIC INFORMATION SYSTEM
GU	GUTTER
GV/GVA	GATE VALVE
BVL	GRAVEL
HD	HEAVY DUTY
HDPE	HIGH DENSITY POLYETHYLENE
HN	HANDHOLE
HP	HIGH POINT
HGL	HYDRAULIC GRADE LINE
HMA	HOT MIX ASPHALT PAVEMENT
HORIZ/HORIZ.	HORIZONTAL
HYD	HYDRANT
INT	INSTALL
LD	LIGHT DUTY
LF	LINEAR FEET
LP	LOW POINT
MAX/MAX.	MAXIMUM
ME	MATCH EXISTING
MH	MANHOLE
MIN/MIN.	MINIMUM
N	NORTH
NIC	NOT IN CONTRACT
NO	NUMBER
NFV	NOT FIELD VERIFIED
NTS	NOT TO SCALE
OC	ON CENTER
OD	OUTSIDE DIAMETER
PCC	PORTLAND CEMENT CONCRETE = CONCRETE
PVC	POLYVINYL CHLORIDE
PR	PROPOSED
RCP	REINFORCED CONCRETE PIPE
RY	REAR YARD

S	SOUTH
SAN	SANITARY SEWER
SBC	STABILIZED BASE COURSE
SESC	SOIL EROSION AND SEDIMENT CONTROL
SF	SQUARE FEET
SG	SUBGRADE
STM	STORM SEWER
SY	SQUARE YARD
TA	TOP OF HMA PAVEMENT ELEVATION
TC	TOP OF PROPOSED CURB
TERS	TEMPORARY EARTH RETENTION SYSTEM
TOP	TOP OF PAD (CONCRETE)
TOW	TOP OF WALL
TP	TEST PIT
TYP/TYP.	TYPICAL
TW	TOP OF SIDEWALK
VB	VAPOR BARRIER
VCP	VITRIFIED CLAY PIPE
VERT/VERT.	VERTICAL
VIF	VERIFY IN FIELD
VLT	VAULT
VOL	VOLUME
W	WEST
WM	WATER MAIN
WTR	WATER
WWF	WELODED WIRE FABRIC

DEFINITIONS USED IN DRAWINGS

THE FOLLOWING DEFINITIONS ARE USED ON THESE PLANS:

ENGINEER	PRIORITY ENGINEERING, LLC
CITY	TAMPA
COUNTY	HILLSBOROUGH
CLIENT	IKE SMART CITY, LLC

CITY OF TAMPA ROW DEPT. NOTES


- ALL RESTORATION SHALL COMPLY WITH THE CITY OF TAMPA RESTORATION REQUIREMENT STANDARDS, LATEST EDITION.



PRIORITY ENGINEERING, LLC



Engineer's Seal



Certification

(1) This item has been electronically signed and sealed by Kirt M. Andersen, PE, using a Digital Signature.
(2) Printed copies of this document are not considered signed and sealed and the signature must be verified on any electronic copies.

Kirt M. Andersen, State of Florida, Professional Engineer, License No. 80097.
This item has been electronically signed and sealed by Kirt M. Andersen, PE, as dated on a Digital Signature.

Printed copies of this document are not considered signed and sealed and signature must be verified on any electronic copies.

North SCALE

Project

IKE SMART CITY

Project Location

S HOWARD AVE &
W MARJORY AVE
TAMPA, FL 33606

Sheet Name

GENERAL PROJECT NOTES

Revisions

REV	ISSUED FOR	DATE	BY
01	CITY REVIEW COMMENTS	06/13/22	TS

ISSUED FOR
PERMITS

Date: 04/22/2022

PE Project No. 22-0003.04

ENG/CADD: BH

Checked By: BF

Reviewed By: TB

Sheet No.

G-100

WARNING!!!!
THE ENGINEER ASSUMES NO RESPONSIBILITY FOR THE ACCURACY OF THE LOCATION OF THE UNDERGROUND UTILITIES. THE CONTRACTOR SHALL BE RESPONSIBLE FOR AVOIDING ALL EXISTING UTILITIES BY CALLING FLORIDA ONE CALL SYSTEM AT 811 FOR LOCATION OF ALL UTILITIES, AT LEAST 72 HOURS PRIOR TO BEGINNING CONSTRUCTION.

VERTICAL DATUM: NORTH AMERICAN VERTICAL DATUM OF 1988 (NAVD88)
HORIZONTAL DATUM: NORTH AMERICAN DATUM OF 1983, FLORIDA STATE PLANS, WEST ZONE, U.S. FEET (NAD83)


WARNING NOTE: SCALE REDUCED IN MANY AREAS TO 1/4" = 1'-0" AND WILL SCALE INADEQUATELY IF PRINTED ON ANY OTHER SIZE MEDIA BECAUSE 11" x 17" AND REPRODUCTION SHALL BE MADE WITHOUT THE PRIOR CONSENT OF PRIORITY ENGINEERING, LLC.
© 2022



PRIORITY ENGINEERING, LLC



Engineer's Seal

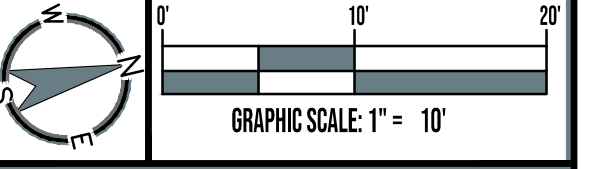


Certification

(1) This item has been electronically signed and sealed by Kirt M. Anderson, PE, using a Digital Signature. (2) Printed copies of this document are not considered signed and sealed and the signature must be verified on any electronic copies.

Kirt M. Anderson, State of Florida, Professional Engineer, License No. 80097. This item has been electronically signed and sealed by Kirt M. Anderson, PE, as noted on a Digital Signature.

Printed copies of this document are not considered signed and sealed and signature must be verified on any electronic copies.



Project
IKE SMART CITY

Project Location
**S HOWARD AVE &
W MARJORY AVE
TAMPA, FL 33606**

Sheet Name
EXISTING SITE CONDITIONS

Revisions

REV	ISSUED FOR	DATE	BY
01	DOT REVIEW COMMENTS	06/13/22	TB

ISSUED FOR PERMITS

Date: 04/22/2022

PE Project No. 22-0003.04

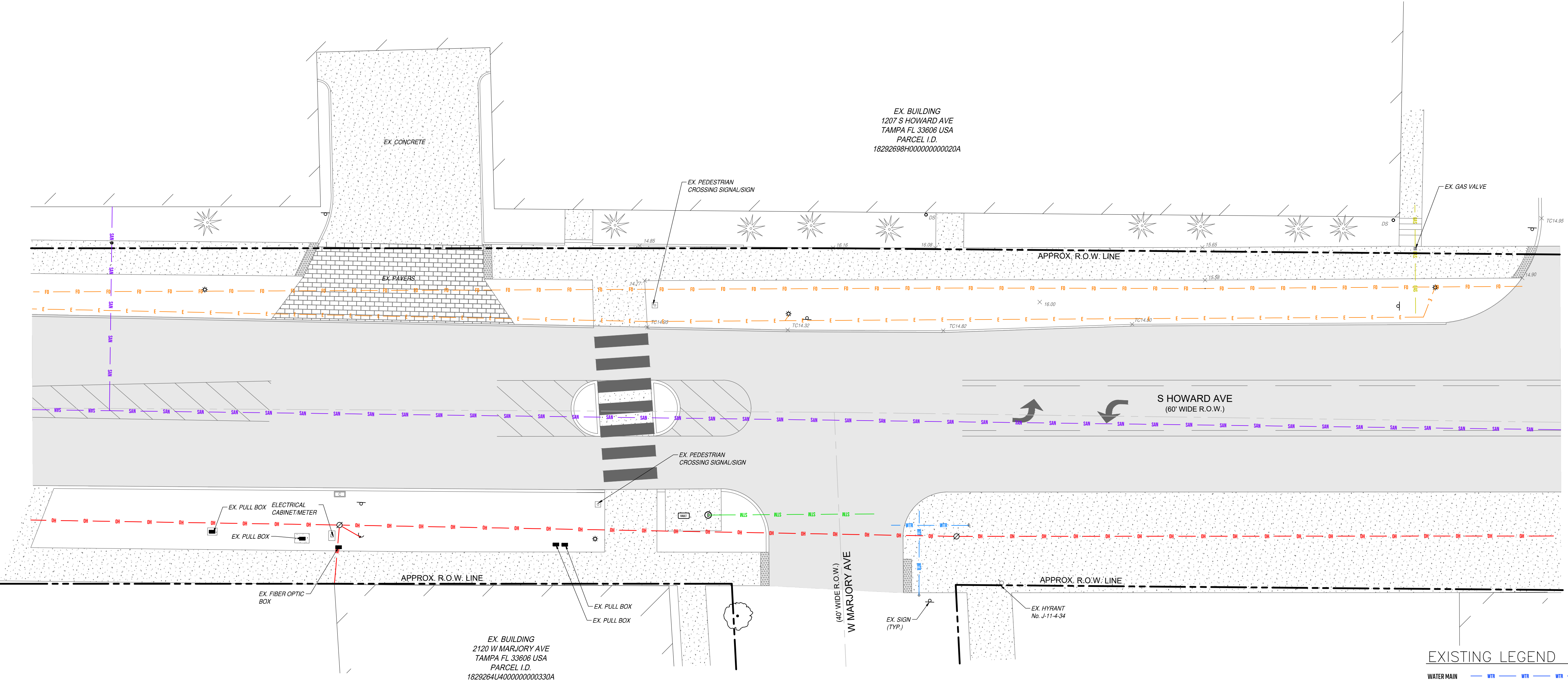
ENG/CADD: BH

Checked By: BF

Reviewed By: TB

Sheet No. **V-100**

DRAWING NOTE: SCALE REFERRED TO HEAVY FOR 20" X 34" AND WILL SCALE INCONVERTLY IF PRINTED ON ANY OTHER SIZE MEDIA RESOLVED TO 1/8" = 1' NO REPRODUCTION SHALL BE MADE WITHOUT THE PRIOR CONSENT OF PRIORITY ENGINEERING, LLC.



EXISTING LEGEND

- WATER MAIN
- STORM SEWER
- SANITARY SEWER
- CABLETV
- OVERHEAD UTILITY
- FIBER OPTIC
- GAS
- ELECTRICAL
- CHAIN LINK FENCE
- IRON FENCE
- WOOD FENCE
- HYDRANT
- GATE VALVE
- POST INDICATOR VALVE (PIV)
- WATER MAIN MANHOLE
- SQUARE CATCH BASIN
- ROUND CATCH BASIN
- BEEHIVE CATCH BASIN
- SANITARY MANHOLE
- END SECTION
- CULVERT
- STORM MANHOLE
- CLEAN OUT
- SIGN
- UTILITY POLE
- GUY WIRE
- LIGHT POLE
- LANDSCAPE LIGHT
- RISER
- ELECTRICAL BOX
- ELECTRICAL MANHOLE
- FLAG POLE
- MAILBOX
- EX. GRADE
- TREE
- CONCRETE
- ASPHALT PAVEMENT
- GRAVEL

NOTES


- DRAWING BASED ON FLORIDA STATE PLANE COORDINATES SYSTEM, WEST ZONE, US FEET.
- THIS SURVEY WILL NOT SHOW ALL EASEMENTS OF RECORD UNTIL AN UPDATED TITLE POLICY HAS BEEN FURNISHED TO THE SURVEYOR BY THE OWNER.
- ALL ELEVATIONS ARE EXISTING ELEVATIONS
- THE LOCATION OF THE EXISTING UTILITIES AS SHOWN WERE OBTAINED FROM MUNICIPAL AND UTILITY COMPANIES RECORDS. NO GUARANTEE CAN BE MADE REGARDING THE COMPLETENESS OR EXACTNESS OF THE UTILITIES LOCATION. IT IS THE CONTRACTORS RESPONSIBILITY TO VERIFY IN THE FIELD THE LOCATION OF ALL UTILITIES.
- NO BOUNDARY SURVEY WAS PERFORMED.



PRIORITY ENGINEERING, LLC



Engineer's Seal



Certification

(1) This item has been electronically signed and sealed by Kirt M. Andersen, PE, using a Digital Signature.
(2) Printed copies of this document are not considered signed and sealed and the signature must be verified on any electronic copies.

Kirt M. Andersen, State of Florida, Professional Engineer, License No. 80097.
This item has been electronically signed and sealed by Kirt M. Andersen, PE, as dated on a Digital Signature.

Printed copies of this document are not considered signed and sealed and signature must be verified on any electronic copies.

North

SCALE

GRAPHIC SCALE: 1" = 20'

Project
IKE SMART CITY

Project Location
**S HOWARD AVE &
W MARJORY AVE
TAMPA, FL 33606**

Sheet Name
SIGHT VISIBILITY TRIANGLES

Revisions

REV	ISSUED FOR	DATE	BY
01	DOT REVIEW COMMENTS	06/13/22	TB

ISSUED FOR PERMITS

Date: 04/22/2022

PE Project No. 22-0003.04

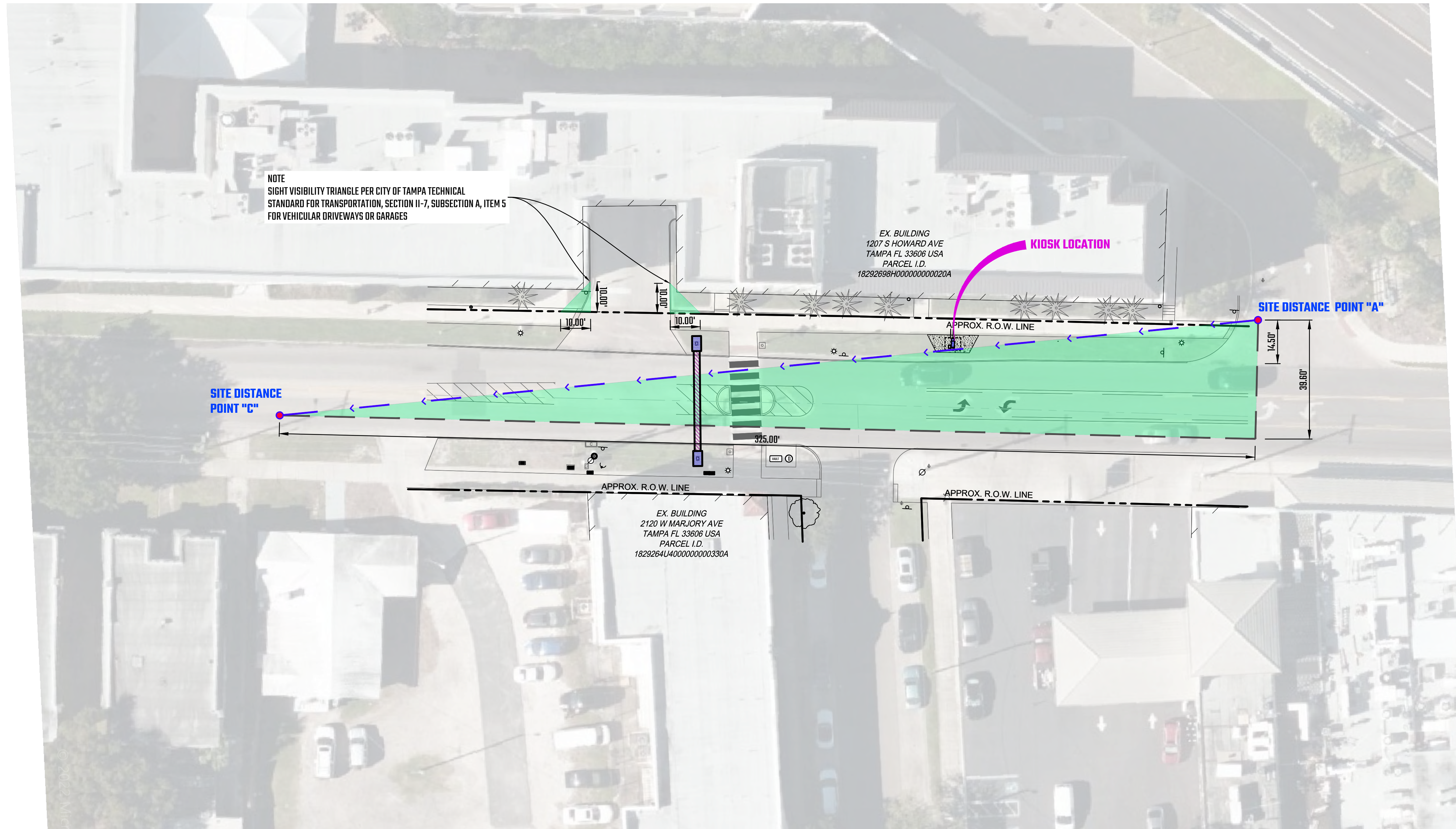
ENG/CAAD: BH


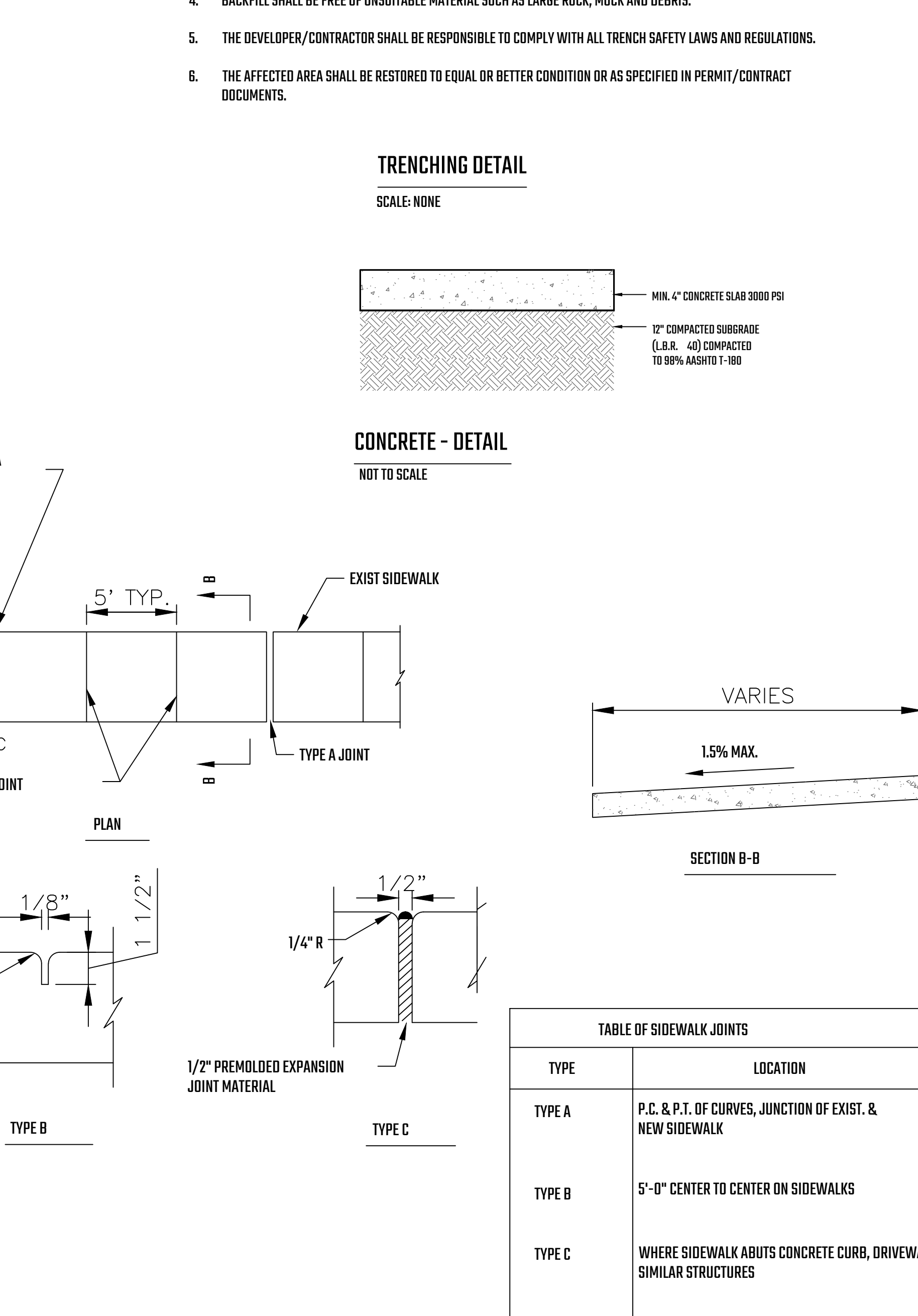
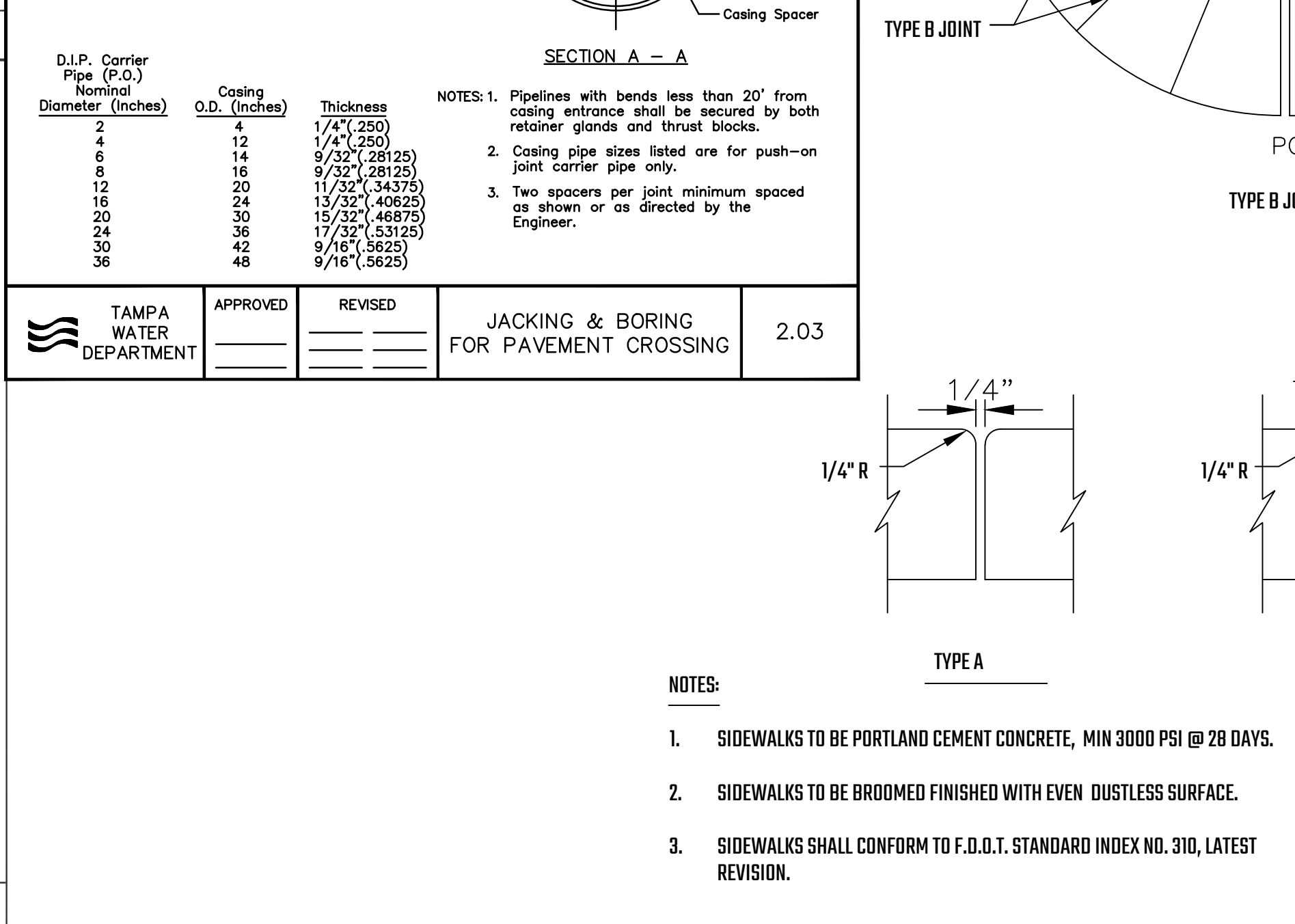
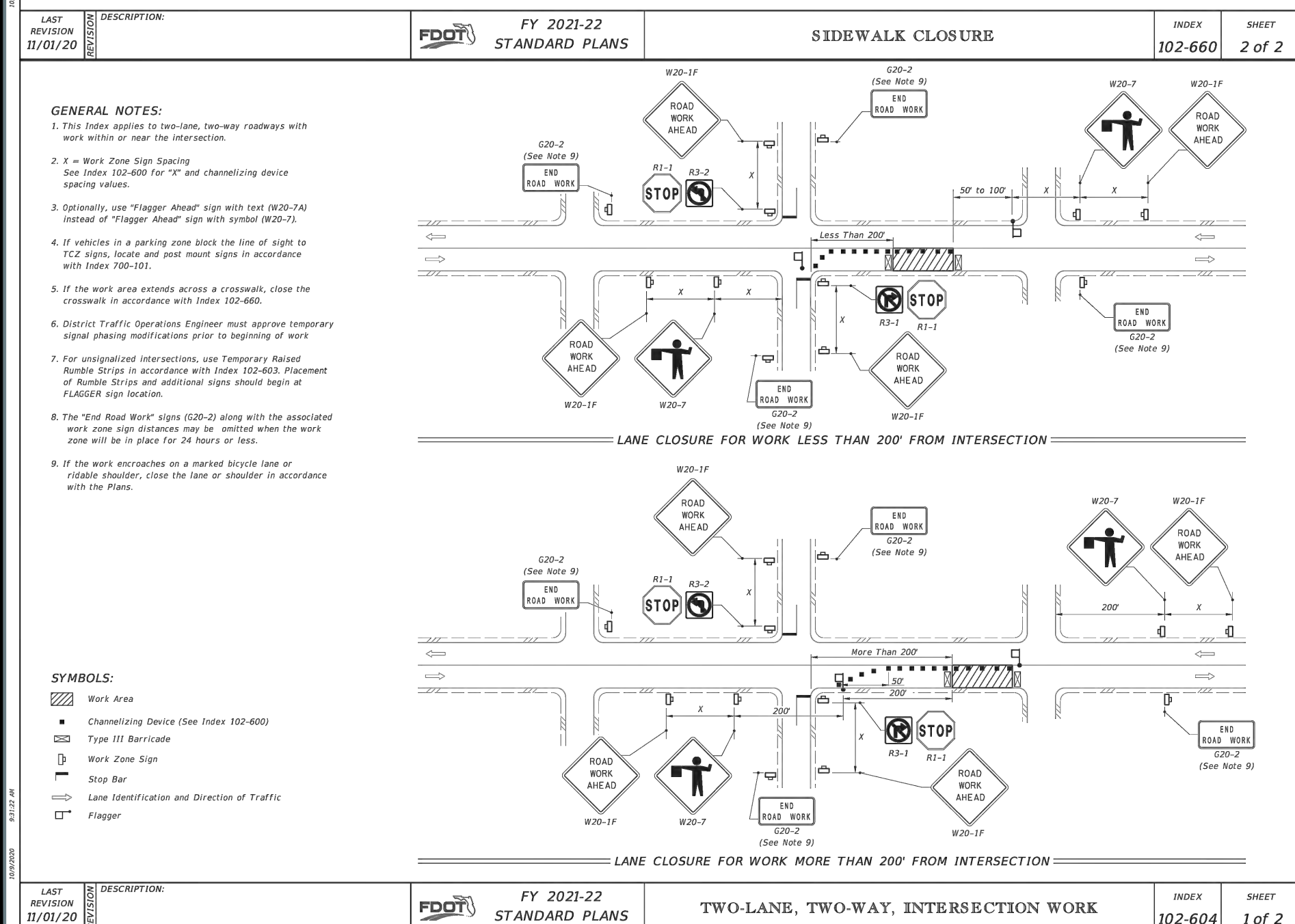
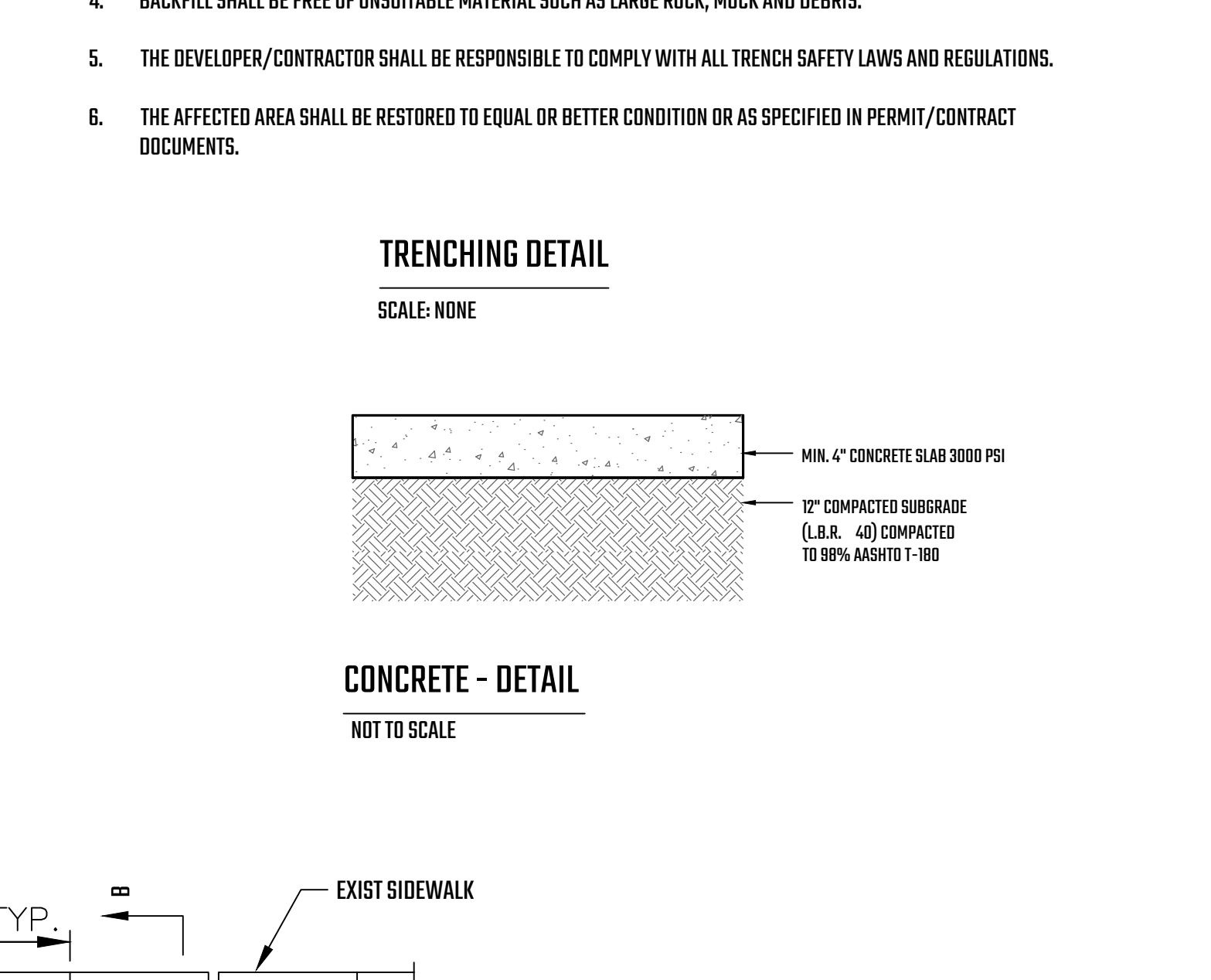
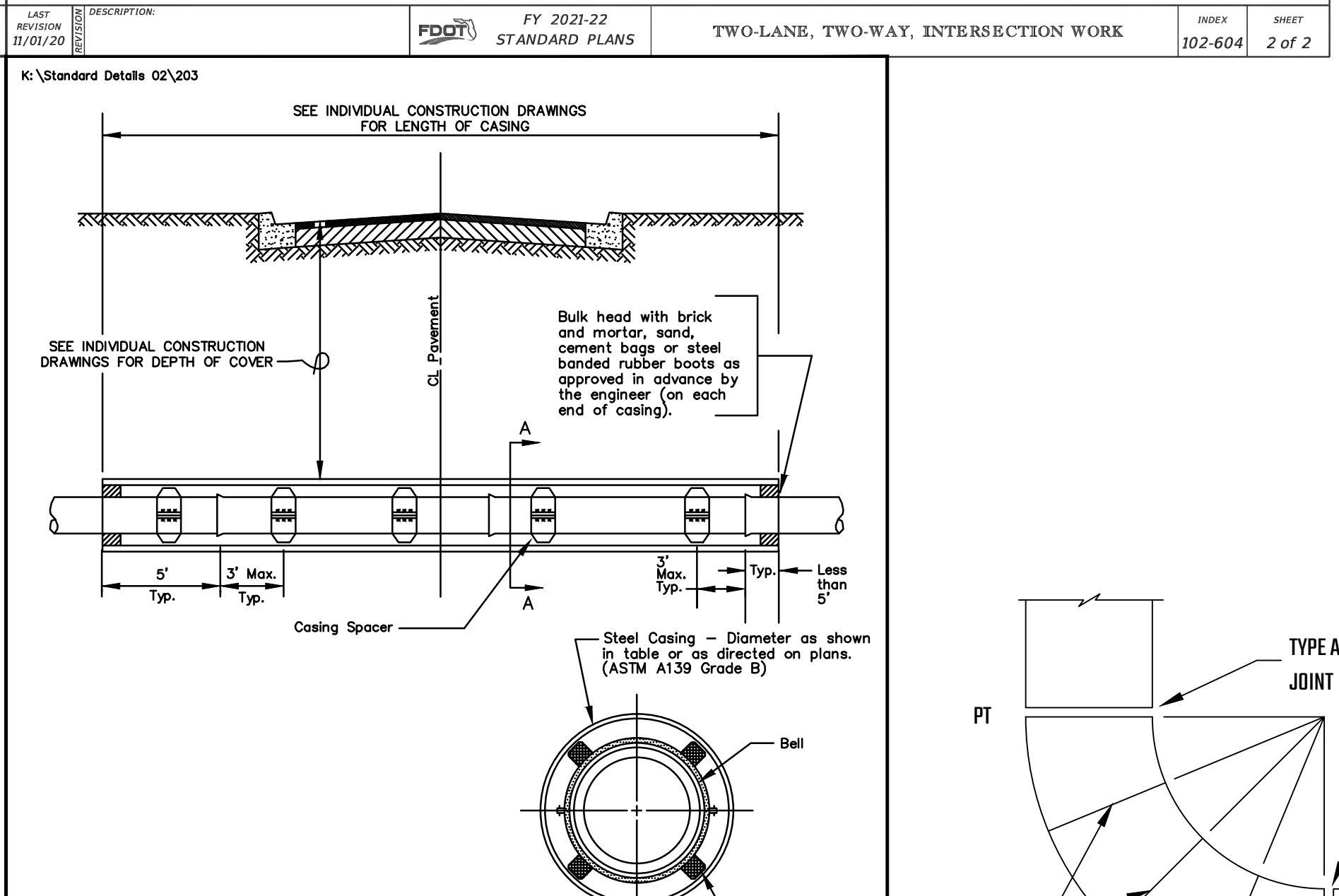
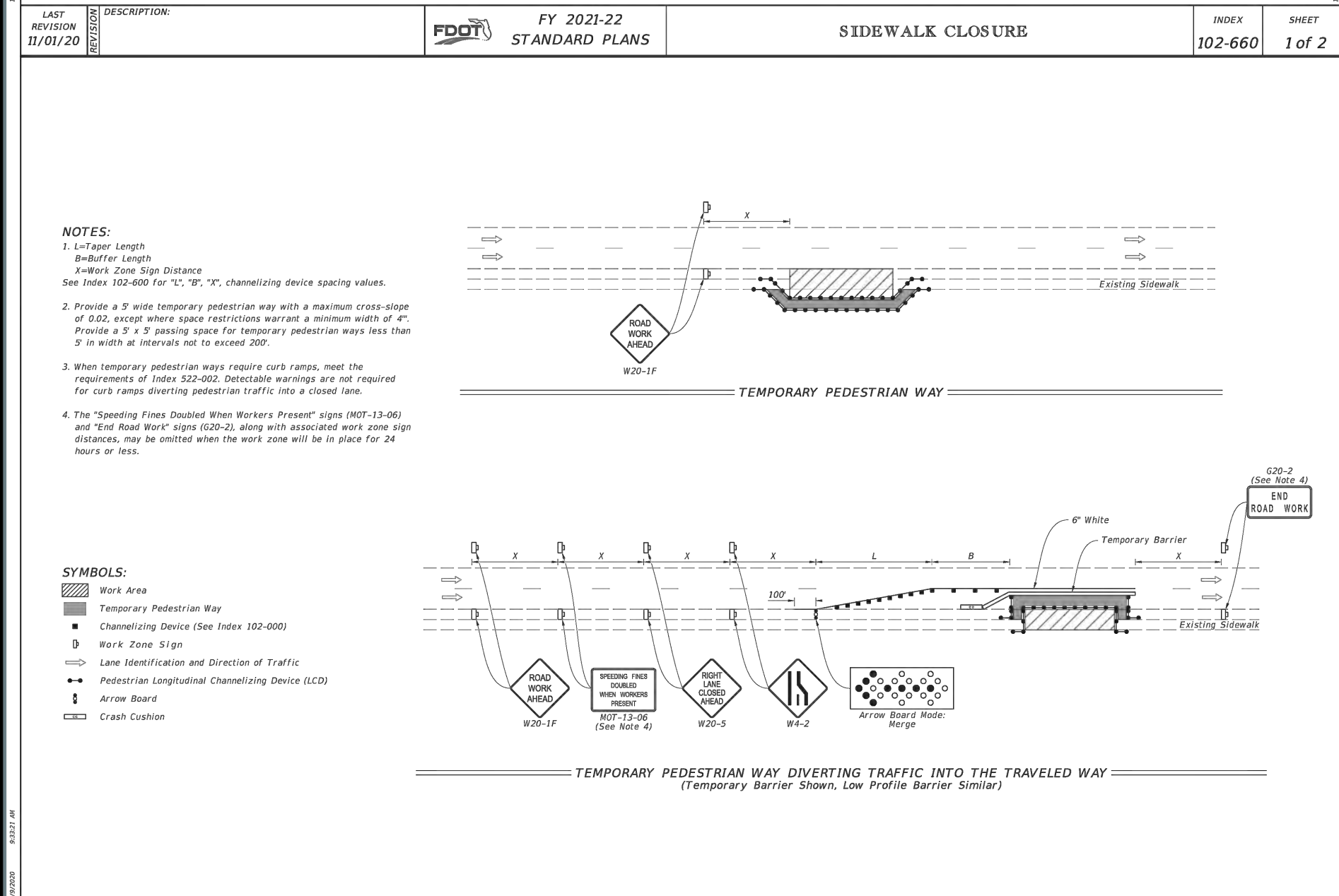
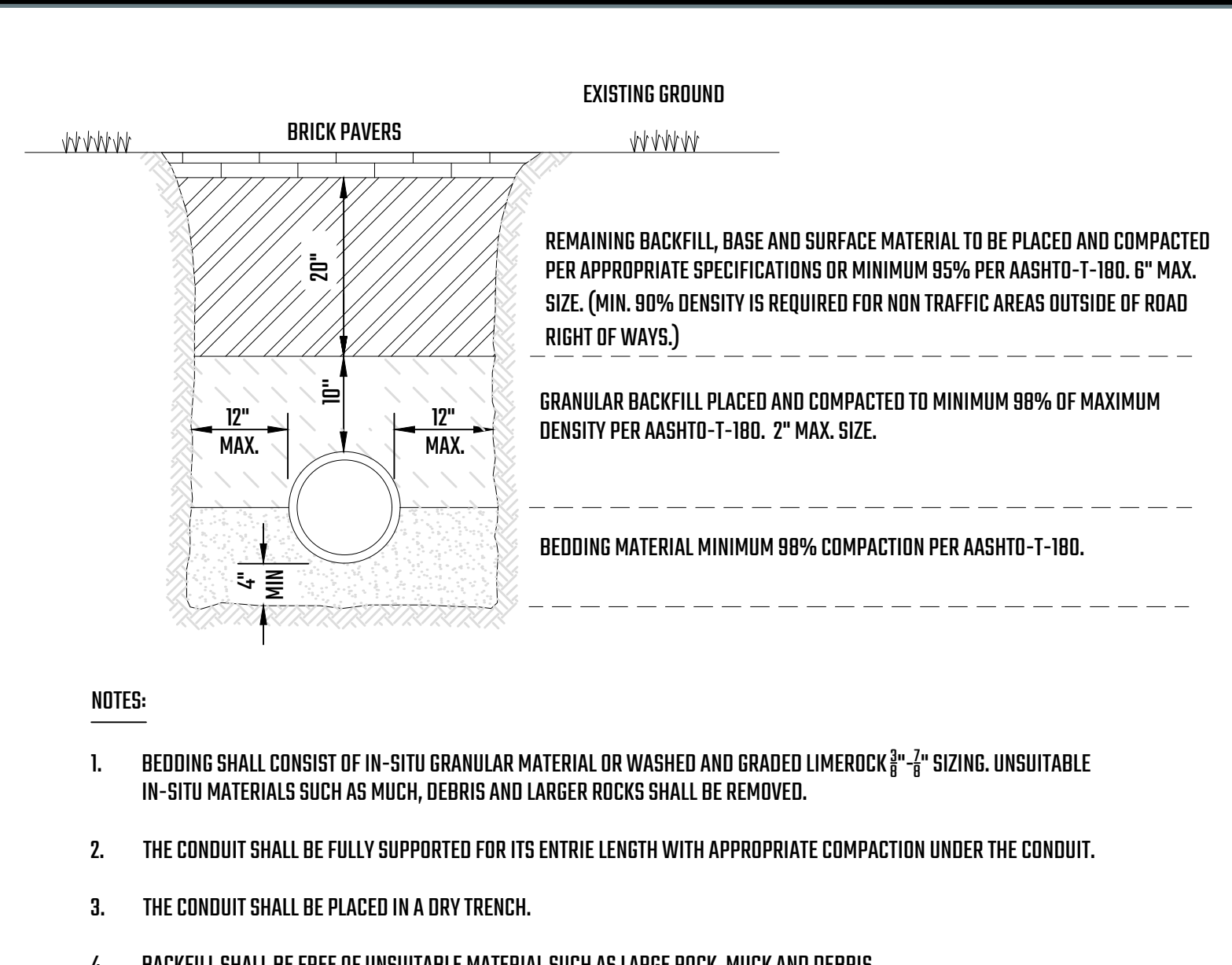
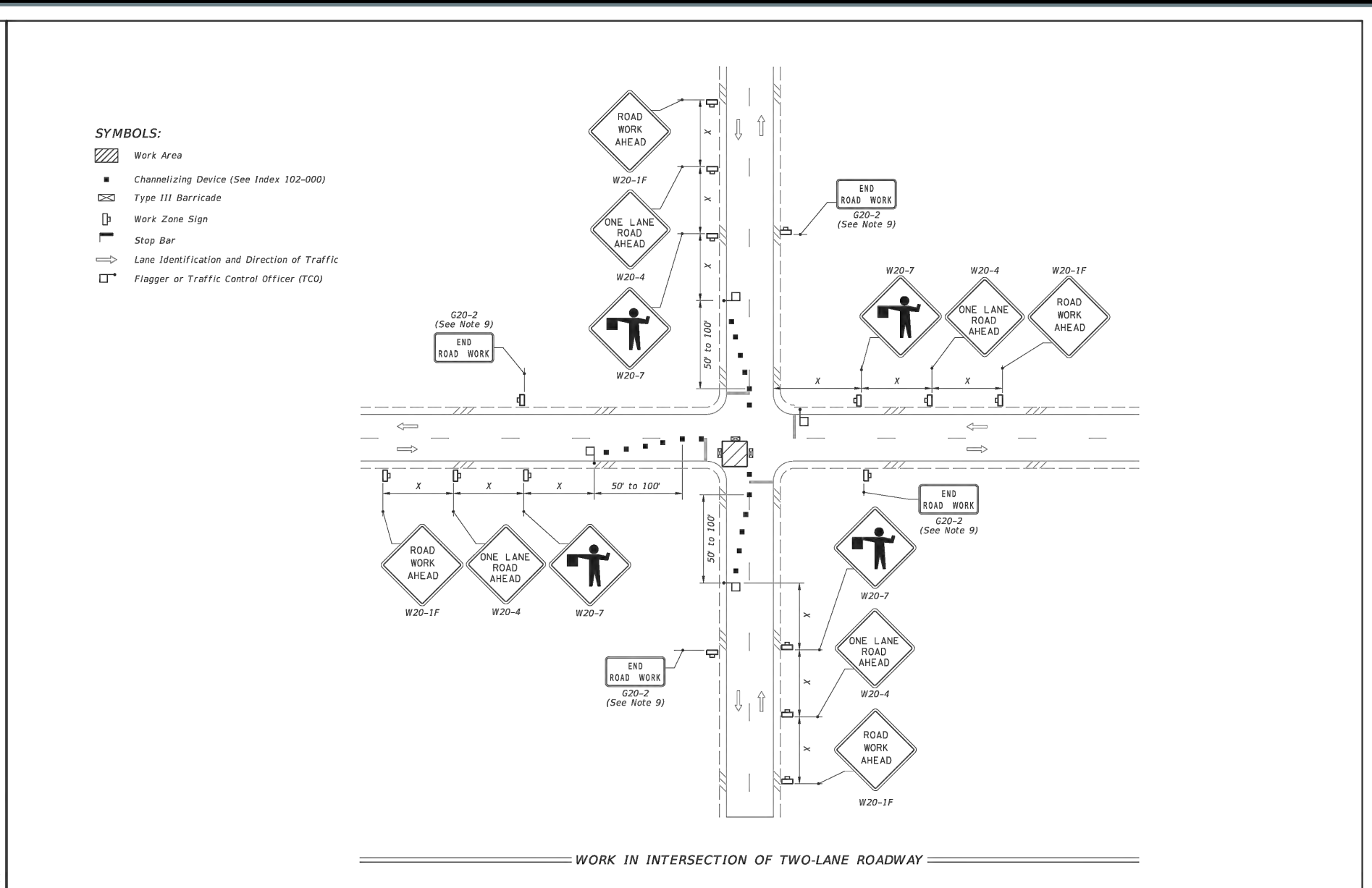
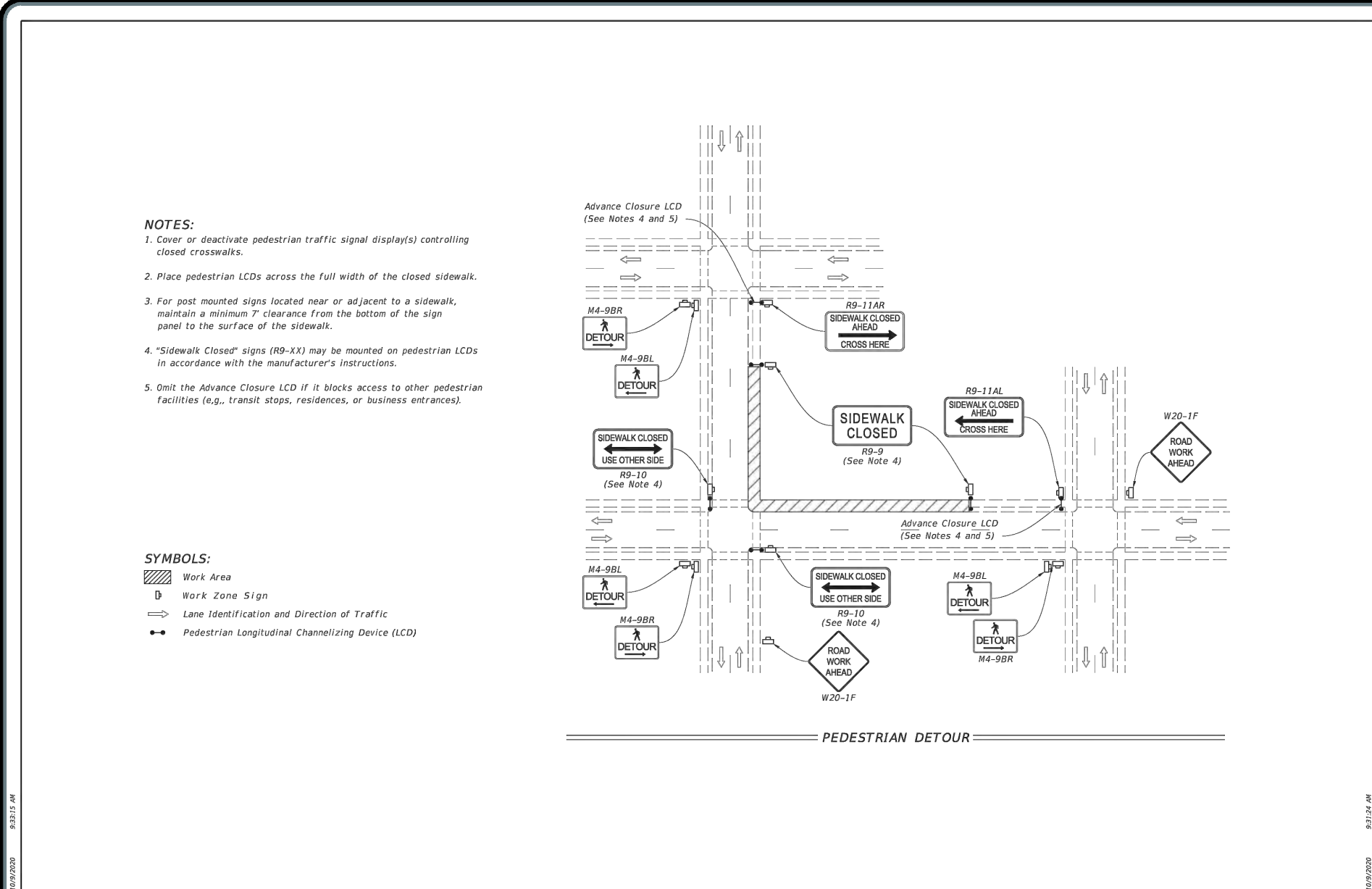
Checked By: BF

Reviewed By: TB

Sheet No. **C-101**

DRAWING NOTE: SCALE REFERRED TO HEAVY FOR 20" X 34" AND WILL SCALE INCORRECTLY IF PRINTED ON ANY OTHER SIZE MEDIA BESIDES 11" X 17". NO REPRODUCTION SHALL BE MADE WITHOUT THE PRIOR CONSENT OF PRIORITY ENGINEERING, LLC. © 2022





Certification

(1) This form has been electronically signed and sealed by Kiri M. Andersen, PE, using a Digital Signature.
(2) Printed copies of this document are not considered signed and sealed and the signature must be verified on any electronic copies.

Kiri M. Andersen, State of Florida, Professional Engineer, License No. 80097.
This form has been electronically signed and sealed by Kiri M. Andersen, PE, as directed on a Digital Signature.

Printed copies of this document are not considered signed and sealed and signature must be verified on any electronic copies.

North SCALE

Project

IKE SMART CITY

Project Location

S HOWARD AVE & W MARJORY AVE TAMPA, FL 33606

Sheet Name

SITE DETAILS & MOT DIAGRAM

Revisions

REV	ISSUED FOR	DATE	BY
01	CDT REVIEW COMMENTS	06/13/22	TB

Date: 04/22/2022

PE Project No. 22-0003.04

ENG/CAOD: BH

Checked By: BF

Reviewed By: TB

Sheet No. D-100

ISSUED FOR PERMITS

DATE: 04/22/2022

PE PROJECT NO.: 22-0003.04

ENG/CAOD: BH

CHECKED BY: BF

REVIEWED BY: TB

SHEET NO.: D-100

DRAWING NOTE: SCALE INDICATED IS MEANT FOR 22" X 34" AND WILL SCALE INDEFINITELY IF PRINTED ON ANY OTHER SIZE MEDIA BEYOND 11" X 17" NO REPRODUCTION SHALL BE MADE WITHOUT THE PRIOR CONSENT OF PRIORITY ENGINEERING, LLC. © 2022

SIDEWALK CONSTRUCTION

SCALE: NONE

SPECIFICATIONS : DIVISION 16 ELECTRICAL

DIVISION LISTED INCLUDES THE FOLLOWING;

- POWER DISTRIBUTION.
- RECEPTACLES.
- POWER, INTERLOCK AND CONTROL WIRING FOR MECHANICAL SYSTEMS.
- WIRING FOR OWNER FURNISHED EQUIPMENT AND EQUIPMENT FURNISHED UNDER OTHER DIVISION. NEW ELECTRICAL SERVICE IN ACCORDANCE WITH TECO REQUIREMENTS.

COMPLETED INSTALLATION SHALL MEET REQUIREMENTS OF 2020 FLORIDA BUILDING CODE AND ITS VERSION OF NFPA 70.

COMPLETE INSTALLATION SHALL MEET REQUIREMENTS OF THE WILLIAMS-STEIGER OCCUPATIONAL SAFETY AND HEALTH ACT OF 1970, ITS SUBSEQUENT AMENDMENTS, AND INTERPRETATIONS OF THE ACT PROMULGATED BY OCCUPATIONAL SAFETY AND HEALTH ADMINISTRATION OF THE DEPARTMENT OF LABOR.

THE ENTIRE SYSTEM, INCLUDING DEVICES, APPARATUS AND EQUIPMENT SHALL BE GROUNDED IN ACCORDANCE WITH ARTICLE 250, NATIONAL ELECTRICAL CODE, CURRENT EDITION.

WIRE AND CABLE

- BRANCH CIRCUIT WIRING NO.10 AND SMALLER SHALL BE COPPER, SOLID, TYPE THHN/THWN. NO CONDUCTOR SHALL BE SMALLER THAN NO.12.
- FEDER AND POWER WIRING NO.8 AND LARGER SHALL BE STRANDED COPPER, TYPE THHN/THWN.
- CONTROL WIRING SHALL BE NO.14 AWG, TYPE THHN.
- COLOR CODE ALL CONDUCTORS IN ACCORDANCE NFPA 70, ARTICLE 210.

CONDUIT

- LIGHTING, POWER AND CONTROL WIRING SHALL BE INSTALLED IN CONDUIT. RIGID GALVANIZED CONDUIT SHALL BE USED WHERE CAST IN CONCRETE, WHERE EXPOSED TO POTENTIAL MECHANICAL DAMAGE, WHERE RUN OUTDOORS EXPOSED TO WEATHER, AND FOR PANEL FEEDERS. CONDUIT INSTALLED UNDERGROUND SHALL BE SCHEDULE 40 PVC. USE LIQUID-TIGHT WHERE EXPOSED TO WEATHER OR LIQUIDS. PROVIDE PULLSTRING IN ALL SPARE AND EMPTY CONDUITS.

BOXES

- EXTERIOR BOXES SHALL BE CAST METAL, UL LISTED, NEMA 3R.

WIRING DEVICES

- 6FT RECEPTACLES SHALL BE EQUAL TO HUBBELL #6F3352 SERIES. WEATHERPROOF COVER PLATES SHALL BE UL LISTED WEATHERPROOF WHEN IN USE.

SAFETY SWITCHES

- SAFETY SWITCHES AND DISCONNECTS SHALL BE HEAVY DUTY, HORSEPOWER RATED, LOCKABLE IN THE "OFF" POSITION. PROVIDE NEMA 3R ENCLOSURE FOR OUTDOOR LOCATIONS. FUSES SHALL BE DUAL ELEMENT TIME DELAY TYPE.

ELECTRICAL NOTES : GENERAL

- ELECTRICAL CONTRACTOR SHALL COMPLY WITH THE 2020 EDITION OF THE FLORIDA BUILDING CODE, TECO DESIGN GUIDELINES, THE CITY OF TAMPA AND ALL APPLICABLE LOCAL CODES.
- ELECTRICAL CONTRACTOR SHALL COORDINATE WITH OTHER TRADES TO MINIMIZE CONFLICTS.
- ALL WIRE AND CABLE SIZES ARE FOR COPPER, UNLESS NOTED OTHERWISE AS ALUMINUM.
- NO CONDUCTOR SHALL BE LOADED BEYOND ITS ALLOWABLE AMPACITY.
- CONFIRM WITH LOCAL CODES AND EQUIPMENT VENDORS ON THE LOCATION AND MOUNTING METHOD FOR DISCONNECT SWITCHES, ETC. PRIOR TO ELECTRICAL ROUGH-IN AND INSTALLATION.
- ELECTRICAL CONTRACTOR SHALL DOUBLE CHECK ALL FEEDER CONDUCTOR AND CONDUIT SIZES WITH NEC AND LOCAL CODES PRIOR TO BID, ORDERING OR CUTTING CONDUCTORS.
- UNLESS NOTED OTHERWISE, BRANCH CIRCUIT CONDUCTORS SHALL BE COPPER (THW OR EQUAL) SIZED AS FOLLOWS:

BREAKER RATING	WIRE SIZE	BREAKER RATING	WIRE SIZE
15 AMP	#12 AWG	50 AMP	#4 AWG
20 AMP	#12 AWG	70 AMP	#4 AWG
30 AMP	#10 AWG	80 AMP	#4 AWG
40 AMP	#8 AWG	90 AMP	#2 AWG
50 AMP	#6 AWG	100 AMP	#1 AWG

ALL BRANCH CIRCUITS WITH AN OVERALL LENGTH IN EXCESS OF 75 FEET SHALL BE INCREASED IN WIRE SIZE TO ACCOMMODATE VOLTAGE DROP.

- ELECTRICAL CONTRACTOR SHALL MAKE ALL FINAL CONNECTIONS TO OWNER PROVIDED EQUIPMENT.
- ALL JUNCTION BOXES SHALL BE ACCESSIBLE FOR FUTURE SERVICE PER NEC.
- CONDUITS SHALL NOT BE ROUTED EXPOSED IN FINISHED AREAS UNLESS NOTED.
- CONTRACTOR SHALL VISIT SITE AND BECOME FAMILIAR WITH ALL EXISTING CONDITIONS, DETERMINE THE EXTENT OF DEMOLITION REQUIRED TO FACILITATE NEW CONSTRUCTION AND INCLUDE ALL SUCH WORK IN HIS BID. NO ADDITIONAL FUNDS WILL BE AUTHORIZED FOR ANY EXTRA WORK OR MATERIAL NECESSARY DUE TO THE FAILURE OF THE CONTRACTOR TO FAMILIARIZE THEMSELVES WITH THE EXISTING CONDITIONS OR FOR LACK OF COORDINATION BETWEEN TRADES.
- PVC CONDUIT SHALL ONLY BE USED UNDERGROUND WITH PLASTIC COATED OR WRAPPED RIGID STEEL CONDUIT ELBOWS.
- DRAWINGS ARE SCHEMATIC IN NATURE AND MAY NOT BE DRAWN EXACTLY TO SCALE. CONTRACTOR IS RESPONSIBLE FOR COORDINATING EXACT ROUTING OF ALL SERVICES WITH EXISTING CONDITIONS AND ALL OTHER TRADES TO AVOID SPACING OR ROUTING PROBLEMS.
- ALL CIRCUITS SHALL INCLUDE A GREEN GROUND CONDUCTOR SIZED IN ACCORDANCE WITH NEC 250.122, UNLESS NOTED OTHERWISE.
- CONTRACTOR SHALL PROVIDE ACCURATE PANEL SCHEDULES. SCHEDULES SHALL INDICATE DEVICES AND/OR EQUIPMENT SERVED AND LOCATION.
- WHERE TIGHTENING TORQUE IS INDICATED AS A NUMERIC VALUE OR IN INSTALLATION INSTRUCTIONS PROVIDED BY THE MANUFACTURER, A CALIBRATED TORQUE TOOL SHALL BE USED TO ACHIEVE THE INDICATED VALUE, UNLESS THE EQUIPMENT MANUFACTURER HAS PROVIDED INSTALLATION INSTRUCTIONS FOR AN ALTERNATIVE METHOD OF ACHIEVING THE REQUIRED TORQUE. CONTRACTOR SHALL PROVIDE A LETTER TO THE ELECTRICAL INSPECTOR STATING THAT ALL ELECTRICAL EQUIPMENT HAS BEEN TORQUED ACCORDING TO THE MANUFACTURER'S SPECIFICATIONS.
- SERVICE EQUIPMENT SHALL BE LEGIBLY MARKED IN FIELD WITH THE MAXIMUM AVAILABLE FAULT CURRENT IN ACCORDANCE WITH NEC 110.24. THE FIELD MARKING(S) SHALL INCLUDE THE DATE THE FAULT-CURRENT CALCULATION WAS PERFORMED AND BE OF SUFFICIENT DURABILITY TO WITHSTAND THE ENVIRONMENT INVOLVED.
- ELECTRICAL EQUIPMENT, SUCH AS SWITCHBOARDS, SWITCHGEAR, PANELBOARDS, INDUSTRIAL CONTROL PANELS, METER SOCKET ENCLOSURES, AND MOTOR CONTROL CENTERS SHALL BE FIELD OR FACTORY MARKED TO WARN QUALIFIED PERSONS OF POTENTIAL ELECTRIC ARC FLASH HAZARDS IN ACCORDANCE WITH NEC 110.16.

SYMBOLGY : SITE UTILITY SYMBOLS

NOTES

- ALL NON APPLICABLE SYMBOLGY MAY NOT BE SHOWN DRAWINGS.

LINETYPE	DESCRIPTION
	UNDERGROUND PRIMARY DUCTBANK
	UNDERGROUND SECONDARY DUCTBANK
	UNDERGROUND COMMUNICATIONS DUCTBANK
	EXISTING UNDERGROUND PRIMARY DUCTBANK
	EXISTING UNDERGROUND SECONDARY DUCTBANK
	EXISTING UNDERGROUND COMMUNICATIONS DUCTBANK
	REMOVE UNDERGROUND PRIMARY DUCTBANK
	REMOVE UNDERGROUND SECONDARY DUCTBANK
	REMOVE UNDERGROUND COMMUNICATIONS DUCTBANK

SYMBOL



DESCRIPTION

EXISTING UTILITY COMPANY PAD MOUNT TRANSFORMER

PROPOSED UTILITY COMPANY PAD MOUNT TRANSFORMER

EXISTING COMPANY PAD MOUNT SECTIONALIZING SWITCHGEAR

PROPOSED PAD MOUNT SECTIONALIZING SWITCHGEAR

EXISTING UTILITY COMPANY OVERHEAD LINE POLE

UTILITY COMPANY OVERHEAD LINE POLE

EXISTING UNDERGROUND UTILITY MANHOLE

UNDERGROUND UTILITY MANHOLE

METER LOCATION

SYMBOLGY : POWER DISTRIBUTION SCHEDULE

NOTE

- ALL NON APPLICABLE SYMBOLGY MAY NOT BE SHOWN DRAWINGS.

SYMBOL	DESCRIPTION	REMARKS
	BRANCH CIRCUIT OR CONDUIT EXPOSED AND/OR SURFACE MOUNTED	
	BRANCH CIRCUIT OR CONDUIT UNDER FLOOR	
	HOMERUN - TO CIRCUIT No. 1,3,5 ON PANEL A	
	FEEDER TAG. RE: ELECTRICAL FEEDER SCHEDULE FOR CONDUIT AND WIRE SIZE	
	JUNCTION BOX	
	MOTOR	
	MANUAL STARTER WITH THERMAL TRIP	
	DISCONNECT SWITCH	
	POWER AND/OR LIGHTING PANELBOARD, REFER TO PANELBOARD SCHEDULE	MOUNT AT 72" AFF TO CENTER
	SWITCHBOARD / DISTRIBUTION PANELBOARD, REFER TO SWITCHBOARD SCHEDULE OR RISER DIAGRAM	
	SURGE PROTECTIVE DEVICE. RE: SURGE PROTECTIVE DEVICE SCHEDULE FOR CONFIGURATION	

SYMBOLGY : WIRING DEVICE SCHEDULE

NOTES

- ALL NON APPLICABLE SYMBOLGY MAY NOT BE SHOWN DRAWINGS.
- ALL MOUNTING HEIGHTS ARE TO BE FROM FINISH FLOOR/GRADE TO CENTER OF BOX, UNLESS OTHERWISE NOTED ON DRAWINGS.
- ALL WALL MOUNTED DEVICES SHALL BE MOUNTED AT 18 INCHES ABOVE FINISH FLOOR/GRADE TO CENTER, UNLESS OTHERWISE NOTED IN DRAWINGS.

SYMBOL



DESCRIPTION

20A, 120V DUPLEX RECEPTACLE

20A, 120V DUPLEX RECEPTACLE WITH GROUND FAULT INTERRUPT (GFI)

20A, 120V DUPLEX RECEPTACLE WITH ISOLATED INSULATED GROUND

20A, 120V DOUBLE DUPLEX RECEPTACLE

20A, 120V DOUBLE DUPLEX RECEPTACLE WITH ISOLATED INSULATED GROUND

20A, 120V SIMPLEX RECEPTACLE

20A, 120V SIMPLEX RECEPTACLE WITH GROUND FAULT INTERRUPT (GFI)

SPECIAL PURPOSE RECEPTACLE. SEE PLANS FOR DETAILS

RECESSED FLOOR BOX WITH 20A, 120V DOUBLE DUPLEX RECEPTACLE

RECESSED FLOOR BOX WITH 20A, 120V DUPLEX RECEPTACLE

20A, 120V DUPLEX RECEPTACLE - TOP HALF CONTROLLED BY WALL SWITCH

MULTI OUTLET PLUG STRIP ASSEMBLY AS INDICATED ON POWER PLANS.

SUBSCRIPTS INDICATE THE FOLLOWING:

WP	WEATHER RESISTANT RECEPTACLE IN A WEATHER PROOF IN-USE ENCLOSURE
SP	RECEPTACLE WITH SURGE SUPPRESSION
TR	TAMPER RESISTANT DUPLEX RECEPTACLE
C	CLOCK RECEPTACLE. MOUNT AT 90" AFF
48"	DEVICE MOUNTED AT 48" AFF. OTHER MOUNTING HEIGHTS AS INDICATED
H	MOUNT DEVICE HORIZONTALLY
EWC	RECEPTACLE SERVING ELECTRIC WATER COOLER. MOUNTING HEIGHT AS REQUIRED
G	RECEPTACLE WITH INTEGRAL GROUND FAULT CIRCUIT INTERRUPTER (GFCI)
OC	DEVICE MOUNTED OVER COUNTERTOP

ABBREVIATIONS : ELECTRICAL


A	AMPERES	L	LIGHTING
ABV	ABOVE	MAX	MAXIMUM
A/C	AIR CONDITIONING	MC	MECHANICAL CONTRACTOR
ACT	AIR COUNTER TOP	MCB	MAIN CIRCUIT BREAKER
AF	ABOVE FINISHED FLOOR	M	
AF	AMP FUSED	MCC	MOTOR CONTROL CENTER
AFB	ABOVE FINISHED GRADE	MCM	THOUSAND CIRCULAR MILS
AL	ALUMINUM	MCP	MAIN DISTRIBUTION PANEL
ARCH	ARCHITECT	MECH	MECHANICAL
ASB	ABOVE SPLASH BLOCK	MH	MANHOLE
ASC	ABOVE SUSPENDED CEILING	MIN	MINIMUM
ASD	ADJUSTABLE SPEED DRIVE	MISC	MISCELLANEOUS
AUTO	AUTOMATIC	MLO	MAIN LUG ONLY
AUX	AUXILIARY	MSB	MAIN SWITCHBOARD
ATS	AUTOMATIC TRANSFER SWITCH	MTD	MOUNTED
AWG	AMERICAN WIRE GAUGE	NEC	NATIONAL ELECTRICAL CODE
B		NEMA	NATIONAL ELECTRICAL MANUFACTURERS ASSOCIATION
BFF	BELOW FINISH FLOOR	N	
BLDG	BUILDING	NEUT	NEUTRAL
BFG	BELOW FINISHED GRADE	NF	NON FUSED
C		NIC	NOT IN CONTRACT
C/B	CONDUIT	NL	NIGHT LIGHT
CB	CIRCUIT BREAKER	N.O.	NORMALLY OPEN
CCTV	CLOSED CIRCUIT TELEVISION	N.C.	NORMALLY CLOSED
CCT	CIRCUIT	NO.	NUMBER
CLG	CEILING	NTS	NOT TO SCALE
COL	COLUMN	O	
COMB	COMBINATION	OC	OVER COUNTERTOP
CONC	CONCRETE	OD	OUTSIDE DIAMETER
CONST	CONSTRUCTION	OFCI	OWNER FURNISHED CONTRACTOR INSTALLED OVERHEAD
D		OH	
DFC	DOWN FROM CEILING	P	POLE
DIA	DIAMETER	PC	PLUMBING CONTRACTOR
DN	DOWN	PF	POWER FACTOR
DWG	DRAWING	PH	PHASE
E		PL	PROPERTY LINE
EA	EACH	PML	PANEL
EA	ELECTRICAL CONTRACTOR	PVC	POLYVINYL CHLORIDE
EF	EXHAUST FAN	R	
ELEC	ELECTRIC / ELECTRICAL	RECP	RECEPTACLE
EMER	EMERGENCY	RE-	REFERENCE/REFER TO
EMT	ELECTRICAL METALLIC TUBING	REQD	REQUIRED
EPD	EMERGENCY POWER OFF	RGS	RIGID GALVANIZED STEEL ROOM
EQUIP	EQUIPMENT	S	
EWC	ELECTRIC WATER COOLER	SCH	SCHEDULE
EXT	EXISTING EXTERIOR	SPEC	SPECIFICATIONS
F		SVC	SERVICE
FA	FIRE ALARM	T	
FACP	FIRE ALARM CONTROL PANEL	TEL	TELEPHONE
FEL	FLOOR/FLOORING	TR	TAMPER RESISTANT TRANSFER SWITCH
FXTR	FIXTURE	TYP	TYPICAL
G		TTB	TELEPHONE TERMINAL BOARD
G	GROUND	UG	
GC	GENERAL CONTRACTOR	UG	UNDERGROUND
GD	GENERAL DUTY	UL	UNDERWRITERS LABORATORIES
GEN	GENERATOR	UNO	UNLESS NOTED OTHERWISE
GFI	GROUND FAULT INTERRUPT	V	
H		V	VOLTS
HD	HEAVY DUTY	VA	VOLT - AMPERES
HP	HORSEPOWER	VSD	VARIABLE SPEED DRIVE
HT	HEIGHT	W	
HVAC	HEATING/VENTILATING/AIR CONDITIONING	W	WATTS
I		W/	WITH
ID	INSIDE DIAMETER	W/O	WITHOUT
IG	ISOLATED GROUND	WP	WEATHER PROOF
IMT	INTERMEDIATE METAL	WR	WEATHER RESISTANT
J		WT	WEIGHT
J	JUNCTION BOX	WTR	WATER
K		WW	WASTE WATER
KVA	KILOVOLT-AMPERES	X	
KW	KILOWATTS	XEMR	TRANSFORMER
KCMIL	THOUSAND CIRCULAR MILS		



PRIORITY ENGINEERING, LLC



Engineer's Seal



Certification

(1) This item has been electronically signed and sealed by Thomas Bernard, PE, using a Digital Signature.
(2) Printed copies of this document are not considered signed and sealed and the signature must be verified on any electronic copies.

Thomas Bernard, State of Florida, Professional Engineer, License No. 75373.
This item has been electronically signed and sealed by Thomas Bernard, PE, as dated on a Digital Signature.

Printed copies of this document are not considered signed and sealed and signature must be verified on any electronic copies.

North

SCALE

Project

IKE SMART CITY

Project Location

S HOWARD AVE &
W MARJORV AVE
TAMPA, FL 33606

Sheet Name

ELECTRICAL SYMBOLS AND
WIRING DIAGRAM

Revisions

REV	ISSUED FOR	DATE	BY
01	DOT REVIEW COMMENTS	06/13/22	TB

ISSUED FOR
PERMITS

Date: 04/22/2022

PE Project No. 22-0003.04

ENG/CAAD: BH

Checked By: BF

Reviewed By: TB

Sheet No. E-100


DRAWING NOTE: SCALE REFERED TO HEAVY FOR 20" X 34" AND WALL SCALE INCORRECTLY IF PRINTED ON ANY OTHER SIZE MEDIA RESOLVE TO A 20" X 34" REPRODUCTION SHALL BE MADE WITHOUT THE PRIOR CONSENT OF PRIORITY ENGINEERING, LLC.
© 2022



PRIORITY ENGINEERING, LLC



Engineer's Seal



Certification

(1) This item has been electronically signed and sealed by Thomas Bernard, PE, using a Digital Signature.
(2) Printed copies of this document are not considered signed and sealed and the signature must be verified on any electronic copies.

Thomas Bernard, State of Florida, Professional Engineer, License No. 75373.
This item has been electronically signed and sealed by Thomas Bernard, PE, as dated on a Digital Signature.

Printed copies of this document are not considered signed and sealed and signature must be verified on any electronic copies.

North arrow and graphic scale: 1" = 10'

Project
IKE SMART CITY

Project Location
S HOWARD AVE &
W MARJORIE AVE
TAMPA, FL 33606

Sheet Name
ELECTRICAL SITE PLAN

Revisions

REV	ISSUED FOR	DATE	BY
01	DOT REVIEW COMMENTS	06/13/22	TB

ISSUED FOR PERMITS

Date: 04/22/2022

PE Project No. 22-0003.04

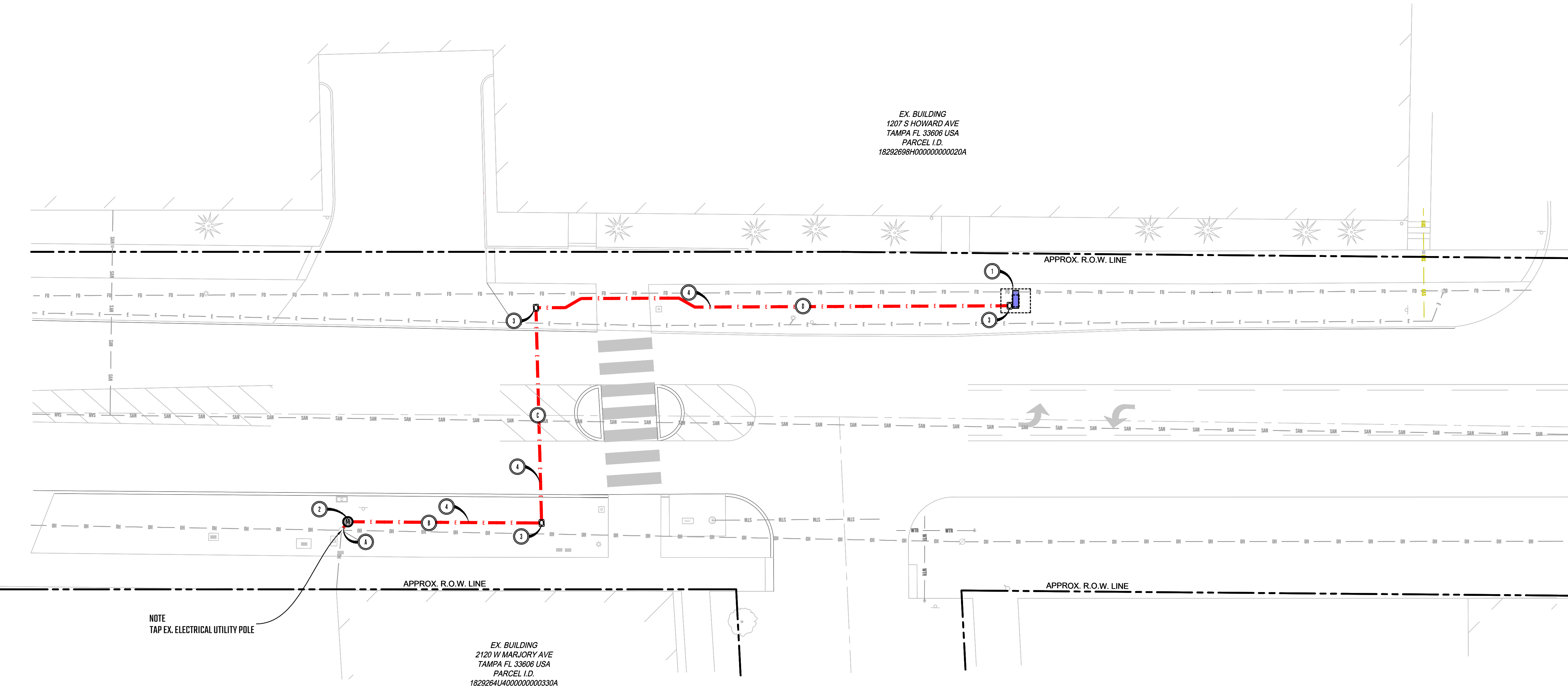
ENG/CADD: BH

Checked By: BF

Reviewed By: TB

Sheet No. E-200

DRAWING NOTE: SCALE REFER TO HEAVY FINE 20" X 34" AND FULL SCALE INCORRECTLY IF PRINTED ON ANY OTHER SIZE MEDIA RESOLVE TO A 20" X 34" REPRODUCTION SHALL BE MADE WITHOUT THE PRIOR CONSENT OF PRIORITY ENGINEERING, LLC.



EX. BUILDING
1207 S HOWARD AVE
TAMPA FL 33606 USA
PARCEL I.D.
18292698H00000000020A

EX. BUILDING
2120 W MARJORIE AVE
TAMPA FL 33606 USA
PARCEL I.D.
1829264U4000000000330A

NOTE
TAP EX. ELECTRICAL UTILITY POLE

VOLTAGE DROP						
LEG TAG	# OF OFFSETS	WIRE SIZE	GROUND WIRE SIZE	CONDUIT SIZE	LEG LENGTH	VOLTAGE DROP
1	1	#10	#8	2 IN	2 FT	0.10%
2	1	#10	#8	2 IN	35 FT	1.84%
3	1	#10	#8	2 IN	38 FT	1.99%
4	1	#8	#6	2 IN	85 FT	2.93%

*PER TECO STANDARDS, CUSTOMER SHALL PROVIDE, INSTALL OWN AND MAINTAIN ALL SERVICE ENTRANCE CONDUCTORS. UNLESS OTHERWISE NOTED, WIRE MATERIAL IS TO BE COPPER.

KEYNOTES


- 1 APPROXIMATE LOCATION OF IKE KIOSK. REFER TO CIVIL SITE PLAN. COORDINATE EXACT LOCATION OF IKE KIOSK WITH CIVIL AND FIELD CONDITIONS.
- 2 APPROXIMATE LOCATION OF METER/LOAD CENTER. REFER TO SHEET E-300 FOR PROPER HARDWARE, ROUTING AND CONFIGURATION.
- 3 APPROXIMATE LOCATION OF PULL BOX PER TECO REQUIREMENTS. PULL BOX SHALL BE INSTALLED PER FDOT 2021-22 STANDARD INDEX NO. 635-001. COORDINATE EXACT LOCATION OF PULL BOX WITH CIVIL AND FIELD CONDITIONS.
- 4 APPROXIMATE ROUTING OF NEW CONDUIT. COORDINATE EXACT LOCATION OF ROUTING WITH CIVIL AND FIELD CONDITIONS.



PRIORITY ENGINEERING, LLC



Engineer's Seal



Certification

(1) This item has been electronically signed and sealed by Thomas Bernard, PE, using a Digital Signature. (2) Printed copies of this document are not considered signed and sealed and the signature must be verified on any electronic copies.

Thomas Bernard, State of Florida, Professional Engineer, License No. 75373. This item has been electronically signed and sealed by Thomas Bernard, PE, as dated on a Digital Signature.

Printed copies of this document are not considered signed and sealed and signature must be verified on any electronic copies.

Table with 2 columns: North, SCALE

Project: IKE SMART CITY

Project Location: S HOWARD AVE & W MARJORY AVE TAMPA, FL 33606

Sheet Name: ELECTRICAL DETAILS

Revisions table with columns: REV, ISSUED FOR, DATE, BY

ISSUED FOR PERMITS

Date: 04/22/2022

PE Project No. 22-0003.04

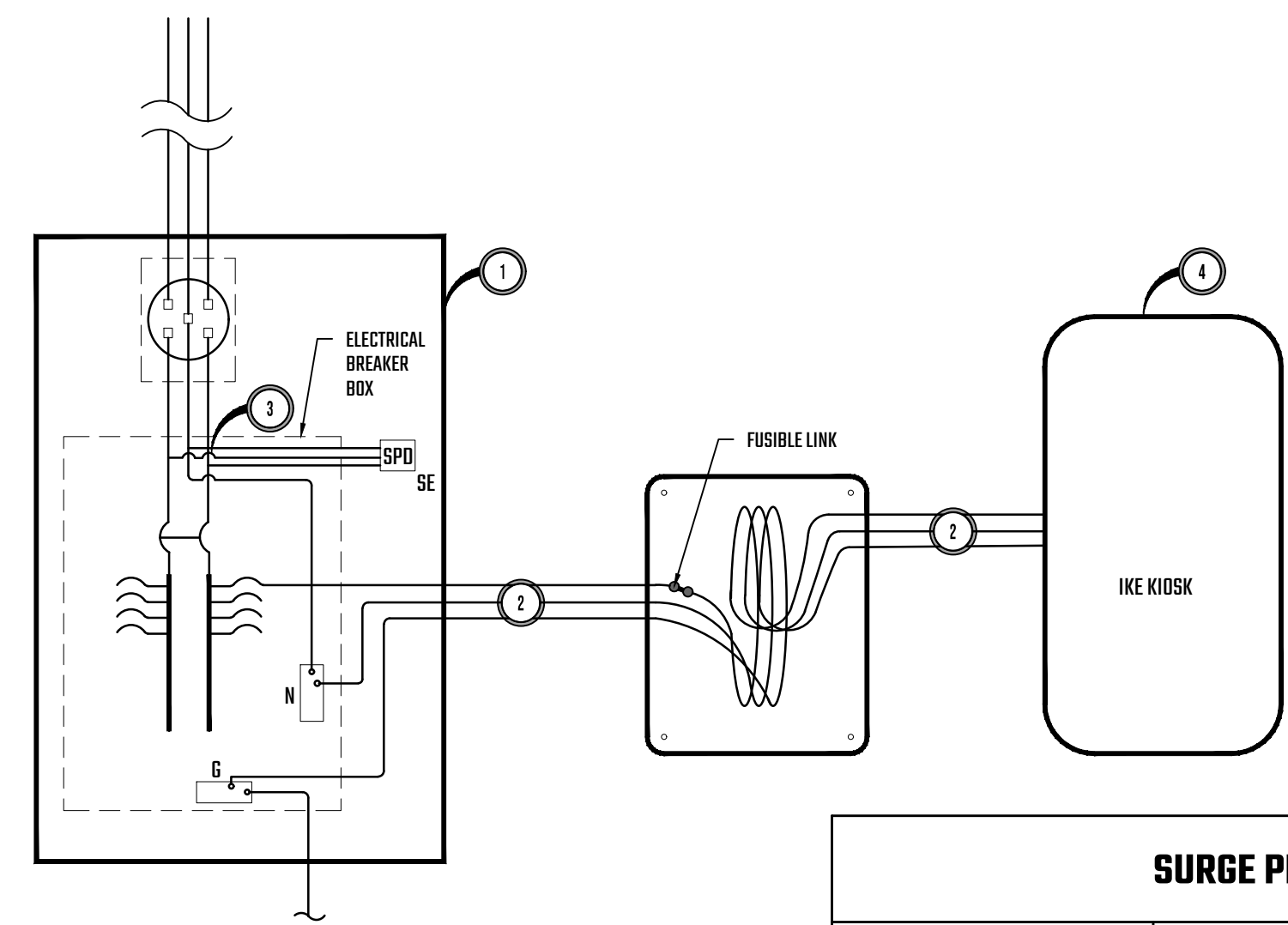
ENG/CADD: BH

Checked By: BF

Reviewed By: TB

Sheet No. E-300

WARNING: THIS SCALE REFLECTS TO MEANS FOR 1/2" & 3/4" AND WILL SCALE INACCURATELY IF PRINTED ON ANY OTHER SIZE MEDIA BEYOND 11" x 17" AND REPRODUCTION SHALL BE MADE WITHOUT THE PRIOR CONSENT OF PRIORITY ENGINEERING, LLC. © 2022

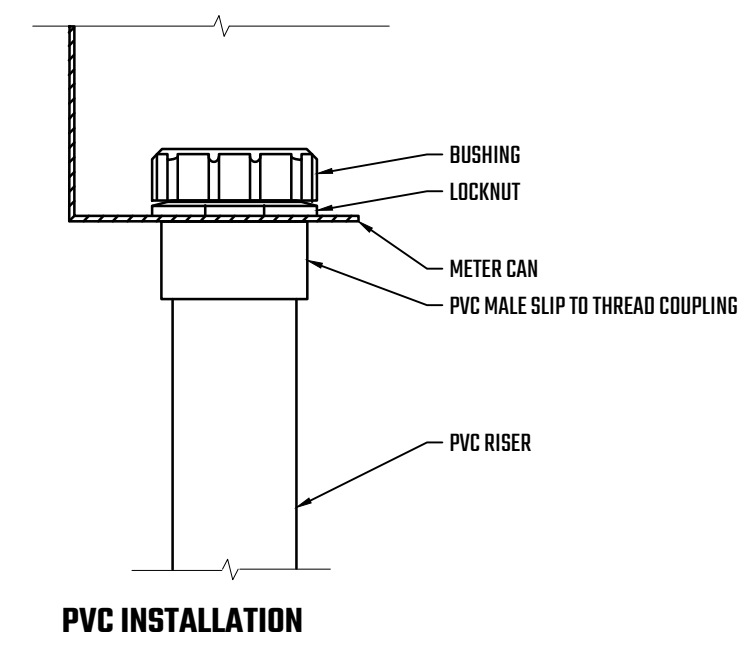


ELECTRICAL WIRING DIAGRAM

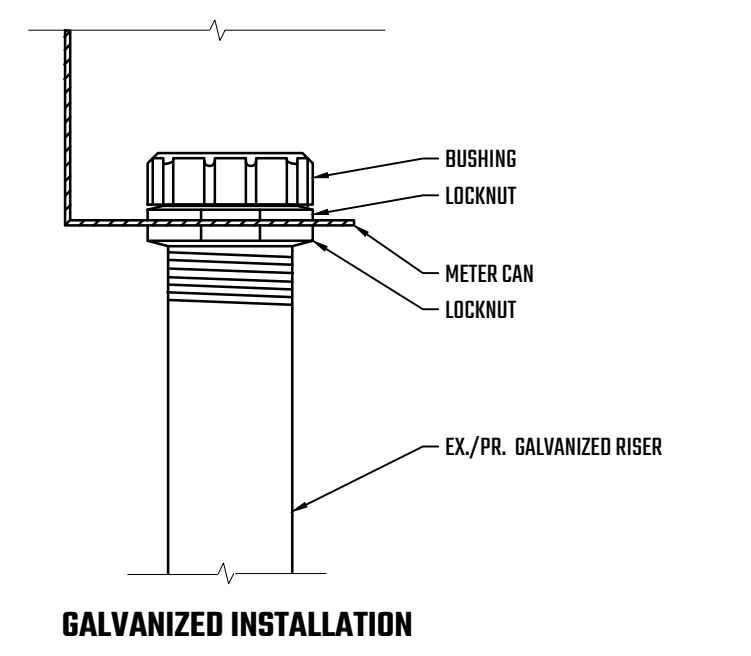
NOT TO SCALE

- KEYNOTES: 1 EXISTING ELECTRICAL CABINET, 2 REFER TO ELECTRICAL SITE PLAN FOR CONDUIT AND WIRE SIZES, 3 NEW COMPATIBLE 30A/1P BREAKER SHALL BE INSTALLED IN EXISTING SERVICE BREAKER BOX, 4 IKE KIOSK. REFER TO CIVIL SITE PLAN FOR DETAILS

SURGE PROTECTIVE DEVICE SCHEDULE table with columns: DESIGNATION, REPETITIVE SURGE CURRENT, VOLTAGE RATING AND CONFIGURATION, PROTECTION MODULES, CATEGORY TYPE



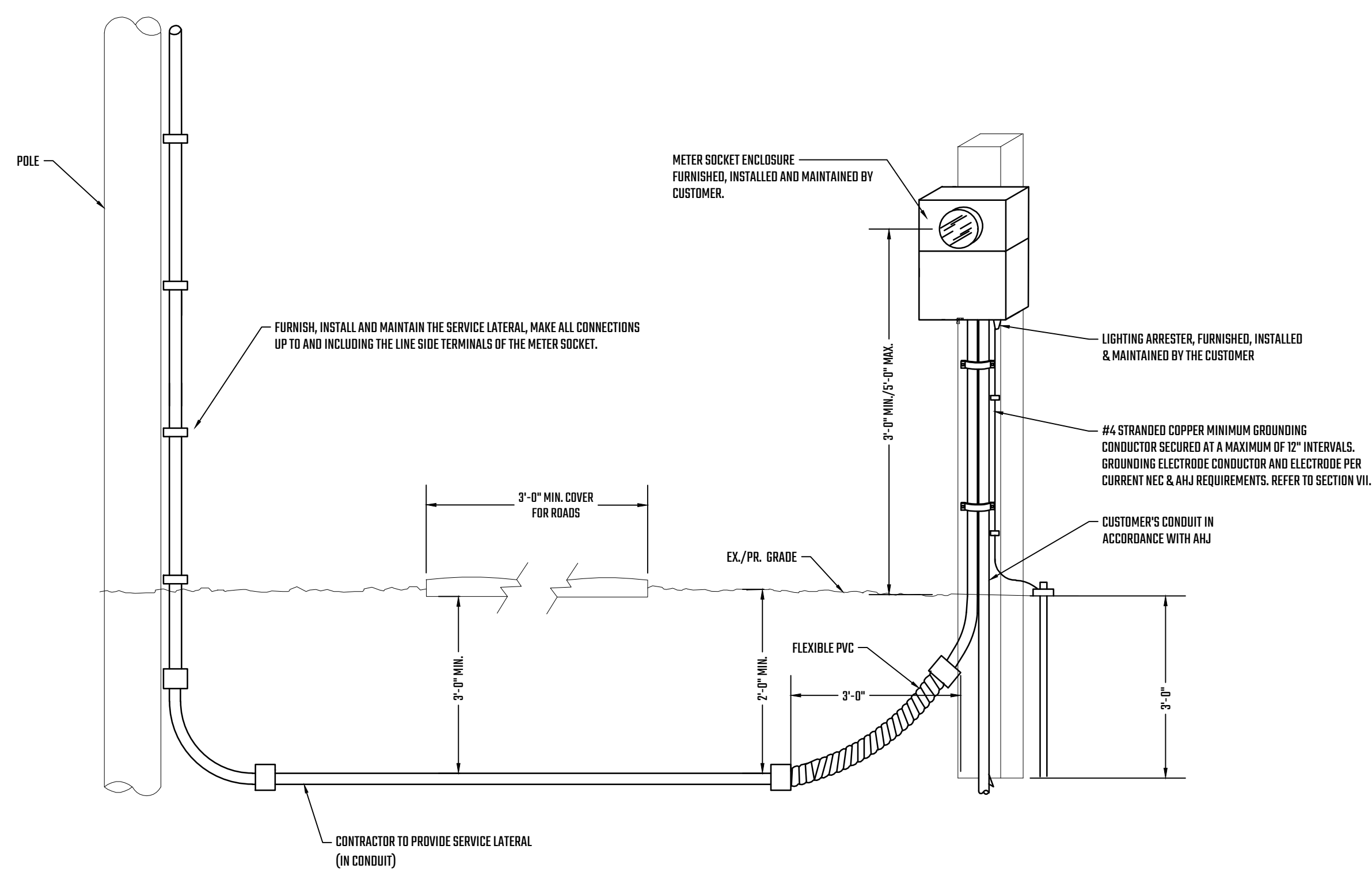
PVC INSTALLATION



GALVANIZED INSTALLATION

BUSHING - DETAIL

NOT TO SCALE



UNDERGROUND PEDESTAL METER - DETAIL

NOT TO SCALE

PEDESTAL METER NOTES

- MOUNT METER SOCKET ENCLOSURE SECURELY AND LEVEL IN HORIZONTAL AND VERTICAL PLANS. THE WORKING SPACE DESCRIBED AS ARTICLE 110.26 IN THE NEC SHALL BE PROVIDED. ELECTRIC COMPANY MAY FURNISH, INSTALL AND MAINTAIN THE SERVICE LATERAL CONDUCTORS, MAKE ALL CONNECTIONS UP TO AND INCLUDING THE LINE SIDE OF TERMINALS OF THE METER SOCKET. ELECTRIC COMPANY MAY FURNISH, INSTALL AND MAINTAIN RISER FOR SIZES UP TO AND INCLUDING 2-1/2". 500MCM REQUIRES LUGS, 4" RISER PIPE & 90° ELBOW TO BE FURNISHED, INSTALL AND MAINTAINED BY THE CUSTOMER. AHJ MAY REQUIRE SCHEDULE 80 PVC. CONTACT ELECTRICAL FIELD REPRESENTATIVE TO DETERMINE WIRE SIZE. POST SHALL BE 5" X 5" REINFORCED CONCRETE OR 6" X 6" PRESSURE TREATED WOOD OR 2" (OR LARGER) GALVANIZED STEEL PIPE WITH 2" CONCRETE ENCASUREMENT BELOW GROUND LEVEL. POST SHALL EXTEND A MINIMUM OF 3'-0" INTO THE GROUND. LOT NUMBER OR ADDRESS MUST BE PLAINLY AND PERMANENTLY MARKED ON PANEL FOR IDENTIFICATION. REFER TO SECTION VI METERING EQUIPMENT, PART F IDENTIFICATION OF METERS FOR PROPER MARKING OF METER LOCATIONS. METER SOCKET ENCLOSURE WILL BE MARKED WITH A NON-FERROUS METAL OF POLY-PLASTIC PLATES, EPOXY GLUED OR RIVETED TO THE METER SOCKET ENCLOSURE WITH ENGRAVED OR STAMPED LETTERING A MINIMUM OF 1/2" HIGH. (PEEL AND STICK LABELS, PAINT OR MARKING PENS TO LABEL PLATES ARE NOT ACCEPTABLE.) ALL NON RESIDENTIAL METER SOCKETS WILL BE BY-PASS TYPE. SEE SECTION VI B FOR EXCEPTIONS. SEE BUSHING DETAIL, THIS SHEET

UNDERGROUND ELECTRICAL SERVICE CONDUIT NOTES

- AREA DIRECTLY BELOW METER SOCKET ENCLOSURE SHALL BE OBSTRUCTION FREE. THE WORKING SPACE DESCRIBED IN ARTICLE 110.26 IN THE NEC SHALL BE PROVIDED. ALL NON RESIDENTIAL METER SOCKETS WILL BE BY-PASS TYPE. SEE SECTION VI B FOR EXCEPTIONS. CONDUCTORS SHALL NOT EXIT THE METER SOCKET ENCLOSURE ABOVE THE LOAD SIDE TERMINALS. FOLLOW MANUFACTURER'S WIRING INSTRUCTIONS.

STRUCTURAL GENERAL NOTES

DESIGN LOADS & GOVERNING BUILDING CODE

- Code: Florida Building Code (FBC) - 2018 Edition
- Kiosk: Dead Load = 800 lbs
- Wind: Nominal Design Wind Speed, $V_{(ASD)} = 105$ MPH (3-Second Gust)
Ultimate Design Wind Speed, $V_{(ULT)} = 135$ MPH (3-Second Gust)
Exposure = RE: Address Schedule
- Seismic: Seismic Design Category = B
Risk Category = I

GENERAL CONSTRUCTION NOTES

- The Structural Contract Documents are intended to be used in conjunction with the plans of all other disciplines working on the project. The contractor is responsible for the coordination of all required information.
- Modifications to the Structural Contract Documents due to conditions at the site that are unknown or concealed at the time of design do not fall within the original scope of work of the project. Required modifications shall be performed as additional services as outlined in the project contract. The Engineer shall be notified in writing by an (RFI) to provide recommendations for resolution of the modification requested.
- Dimensions and elevations indicated on the Structural Contract Documents shall be coordinated by the contractor with all other disciplines prior to the beginning of construction. Discrepancies shall be brought to the attention of IKE Smart City LLC. and Anchor Engineering, Inc. Scaling of the Structural Contract Documents is not permitted.
- The contractor shall verify field conditions including existing utilities, sub-grade and above grade conditions which may interfere with construction and notify the applicable disciplines for modifications as required.
- In the event of discrepancies between project specifications, general notes, plans and details, the most stringent requirements shall apply unless approved in writing.

EXISTING CONSTRUCTION

- Preparation of the Structural Contract Documents is based on available existing construction documents and third-party site observations of exposed conditions. Actual field conditions exposed during construction and found to conflict with the Structural Contract Documents shall be brought to the attention of the IKE Smart City LLC. and Anchor Engineering, Inc.
- Prior to the construction phase of the project, the contractor shall become familiar with the existing structure and all aspects that may influence the construction process.
- Owner and Anchor Engineering, Inc. shall be contacted in the event of uncovered elements found during the project that appear to be unsound or otherwise structurally deficient.

FOUNDATION DESIGN (Footings)

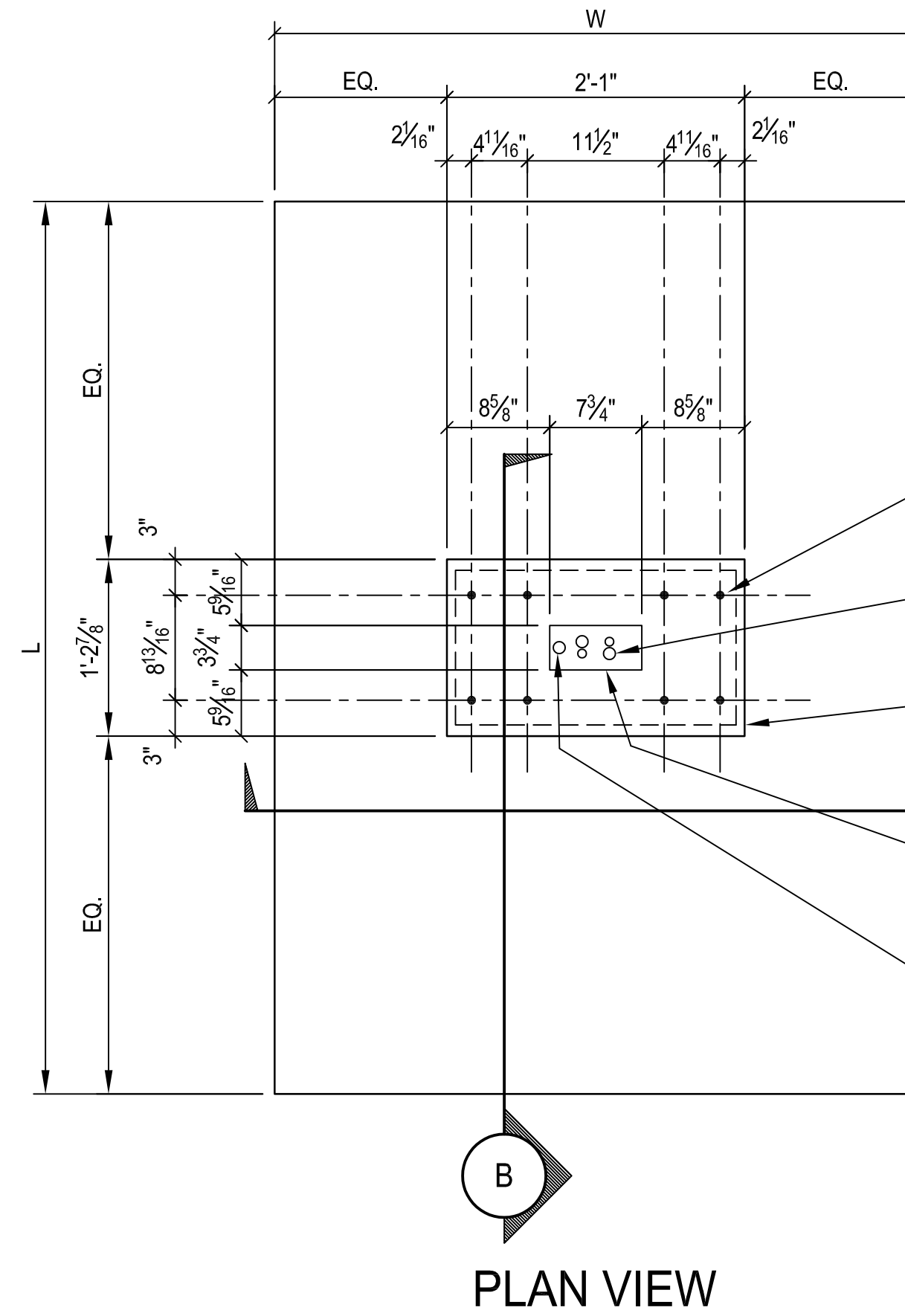
- The foundation design is based on conclusions & recommendations found in the geotechnical report project #0775-2942r1 provided by intertek psi dated January 4, 2021. All recommendations found in this report shall be followed, including site preparation. A copy of this soils report is available for review at the Structural Engineers office, the Architects office, or the job site trailer.
- Conventional Spread Footings:
 - a. Maximum Allowable Bearing Pressure..... 500 psf
 - b. Minimum Frost Depth..... N/A
- The site shall be prepared in accordance w/ the project geotechnical report prior to foundation construction.
- All footings shall be placed on adequate bearing stratum or to a min. depth as shown on the drawings, whichever is deeper.

REINFORCED CONCRETE

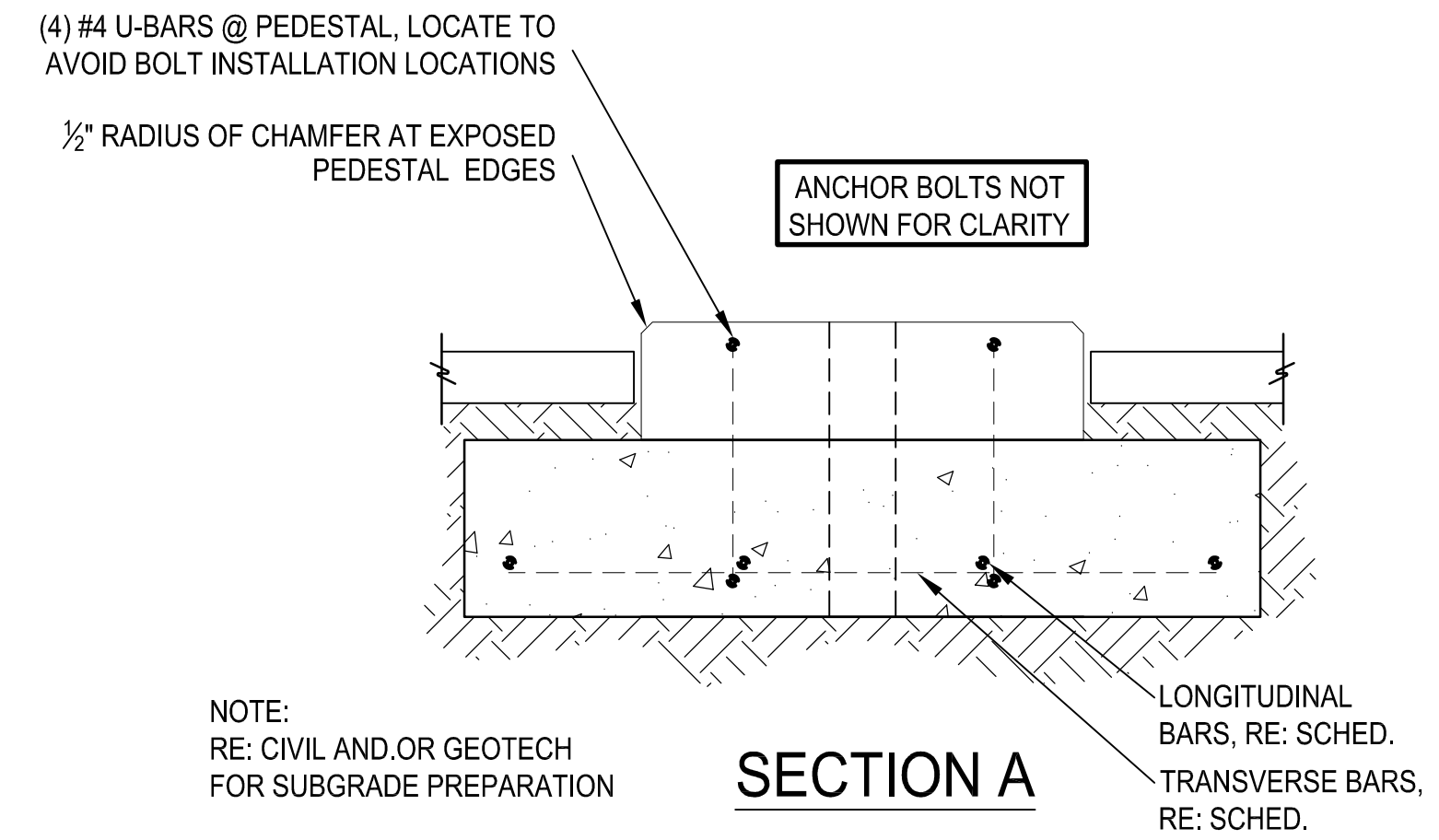
- Design is based on "Building Code Requirements for Reinforced Concrete" (ACI 318 - Latest Edition). Concrete work shall conform to "Specifications for Structural Concrete for Buildings" (ACI 301 - Latest Edition). Hot and cold weather shall be in conformance with ACI 305 and ACI 306 respectively.
- Structural concrete shall have minimum 28-day compressive strength of 4000 psi.
- Cement shall be Portland Cement as noted above, conforming to ASTM C150.
- Aggregate size shall not exceed $\frac{3}{4}$ "
- Chloride admixtures shall not be used.
- Concrete exposed to weather shall have a minimum air entrainment of $6 \pm 1\frac{1}{2}$ percent.
- Fly ash shall conform to ASTM specification C618, class C or class F. Fly ash shall not exceed 20% of the total weight of cementitious material.
- Reinforcing Bars shall conform to ASTM A615 or ASTM A706. All bars shall be Grade 60. Detailing, fabrication, and placement of reinforcing steel shall be in accordance with the "Manual of Standard Practice for Detailing Reinforced Concrete Structures (ACI 315 - latest ed.)."

ADDRESS SCHEDULE		
KIOSK ID	ADDRESS	EXPOSURE CATEGORY
TAM-001	E. KENNEDY BLVD. & N. FRANKLIN ST.	C
TAM-002	W. TWIGGS ST. & N. ASHLEY DR.	C

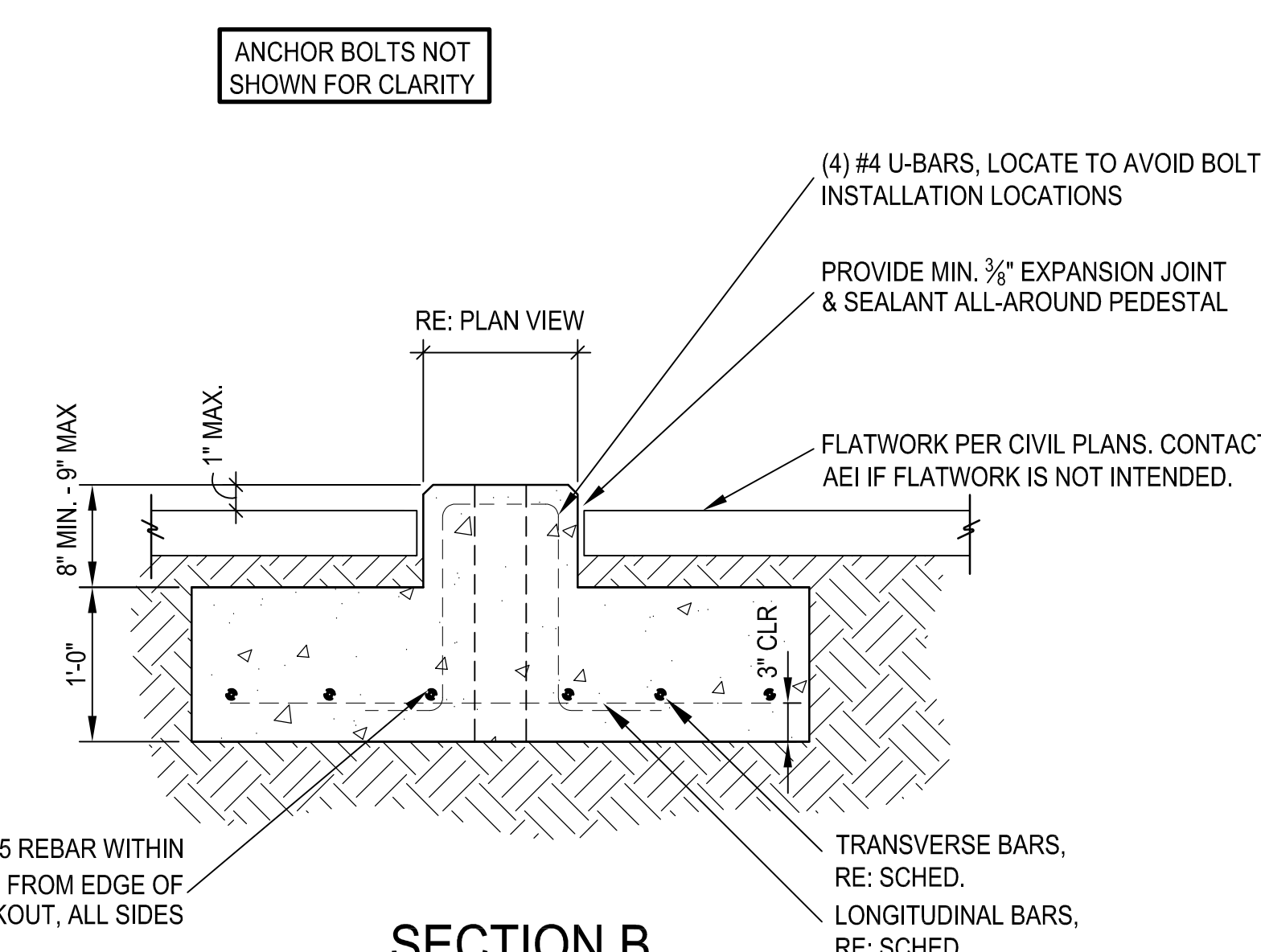
FOUNDATION SCHEDULE		
DIM/REINF.	EXPOSURE CATEGORY	
	EXP. 'C'	EXP. 'D'
L	5'-0"	5'-3"
W	4'-3"	4'-3"
D	12"	12"
LONGITUDE REINF.	(5) #5 TIES	(5) #5 TIES
TRANSVERSE REINF.	(6) #5 TIES	(6) #5 TIES



- (8) $\frac{3}{4}$ " \varnothing A307 C.I.P. J-BOLT (10" MIN. EMBEDMENT + 4" PROJECTION - THREADS OF THE ANCHORS MUST REACH WITHIN 1" OF THE TOP OF CONC.)
NOTE: MAINTAIN 3" MIN. DISTANCE FROM CENTER OF ANCHOR TO EDGE OF CONC.
- (2) 1" \varnothing & $\frac{3}{4}$ " \varnothing CONDUITS ENCASED IN CONCRETE TO PROTRUDE 6" ABOVE TOP OF FOUNDATION. PROVIDE WHERE REQUIRED, RE: ELECTRICAL PLANS.
- DASHED LINE INDICATES LOCATION OF BASE PLATE BY ISC. USE DDI PROVIDED TEMPLATE TO VERIFY BOLT, CONDUIT, & GROUNDING ROD LOCATION ALIGN W/ BASE PLATE.
- OPENING WITHIN BASEPLATE FOR CONDUIT.
- 1" \varnothing MAX ($\frac{1}{2}$ " \varnothing MIN) GROUNDING ROD TO PROTRUDE $1\frac{1}{2}$ " - 3" ABOVE TOP OF FOUNDATION. PROVIDE WHERE REQUIRED, RE: ELECTRICAL PLANS.



- NOTE: RE: CIVIL AND/OR GEOTECH FOR SUBGRADE PREPARATION
- ANCHOR BOLTS NOT SHOWN FOR CLARITY
- LONGITUDINAL BARS, RE: SCHED.
- TRANSVERSE BARS, RE: SCHED.



- ANCHOR BOLTS NOT SHOWN FOR CLARITY
- (4) #4 U-BARS, LOCATE TO AVOID BOLT INSTALLATION LOCATIONS
- PROVIDE MIN. $\frac{3}{8}$ " EXPANSION JOINT & SEALANT ALL-AROUND PEDESTAL
- FLATWORK PER CIVIL PLANS. CONTACT AEI IF FLATWORK IS NOT INTENDED.
- TRANSVERSE BARS, RE: SCHED.
- LONGITUDINAL BARS, RE: SCHED.
- PROVIDE #5 REBAR WITHIN $1\frac{1}{2}$ " FROM EDGE OF BLOCKOUT, ALL SIDES

Digitally signed by Jason Stebbins
Date: 2021.05.04 12:12:46 -0600
DN: cn=US, email=jstebbins@anchoring.com, ou=Anchor Engineering, Inc., ou=Structural Engineer, cn=Jason Stebbins
Location: 2535 17th St., Denver, CO 80211
Reason: I am approving this document
Contact info: 303.793.4707


Jason Stebbins
PROJECT NO: 200698
DATE: 05/04/2021
DRAWN: SHS

This item has been electronically signed and sealed by Jason E. Stebbins, P.E. on 05/04/2021 using SHA authentication code.
Printed copies of this document are not considered signed and sealed and the SHA authentication code must be verified on any electronic copies.



IKE 3.0 Kiosk Foundation
Various Locations
Tampa, FL

REVISIONS	
03/03/2021	CONST.
04/21/2021	BLDG. DEPT. REVIEW




PROJECT NO: 200698
DATE: 05/04/2021
DRAWN: SHS



PRIORITY ENGINEERING, LLC



Engineer's Seal



Certification

(1) This item has been electronically signed and sealed by Kirt M. Andersen, PE, using a Digital Signature.
(2) Printed copies of this document are not considered signed and sealed and the signature must be verified on any electronic copies.

Kirt M. Andersen, State of Florida, Professional Engineer, License No. 80097.
This item has been electronically signed and sealed by Kirt M. Andersen, PE, as dated on a Digital Signature.

Printed copies of this document are not considered signed and sealed and signature must be verified on any electronic copies.

North

SCALE

Project

IKE SMART CITY

Project Location

S HOWARD AVE &
W MARJORY AVE
TAMPA, FL 33606

Sheet Name

KIOSK ELEVATION VIEW

Revisions

REV	ISSUED FOR	DATE	BY
01	DOT REVIEW COMMENTS	06/13/22	TB

ISSUED FOR PERMITS

Date: 04/22/2022

PE Project No. 22-0003.04

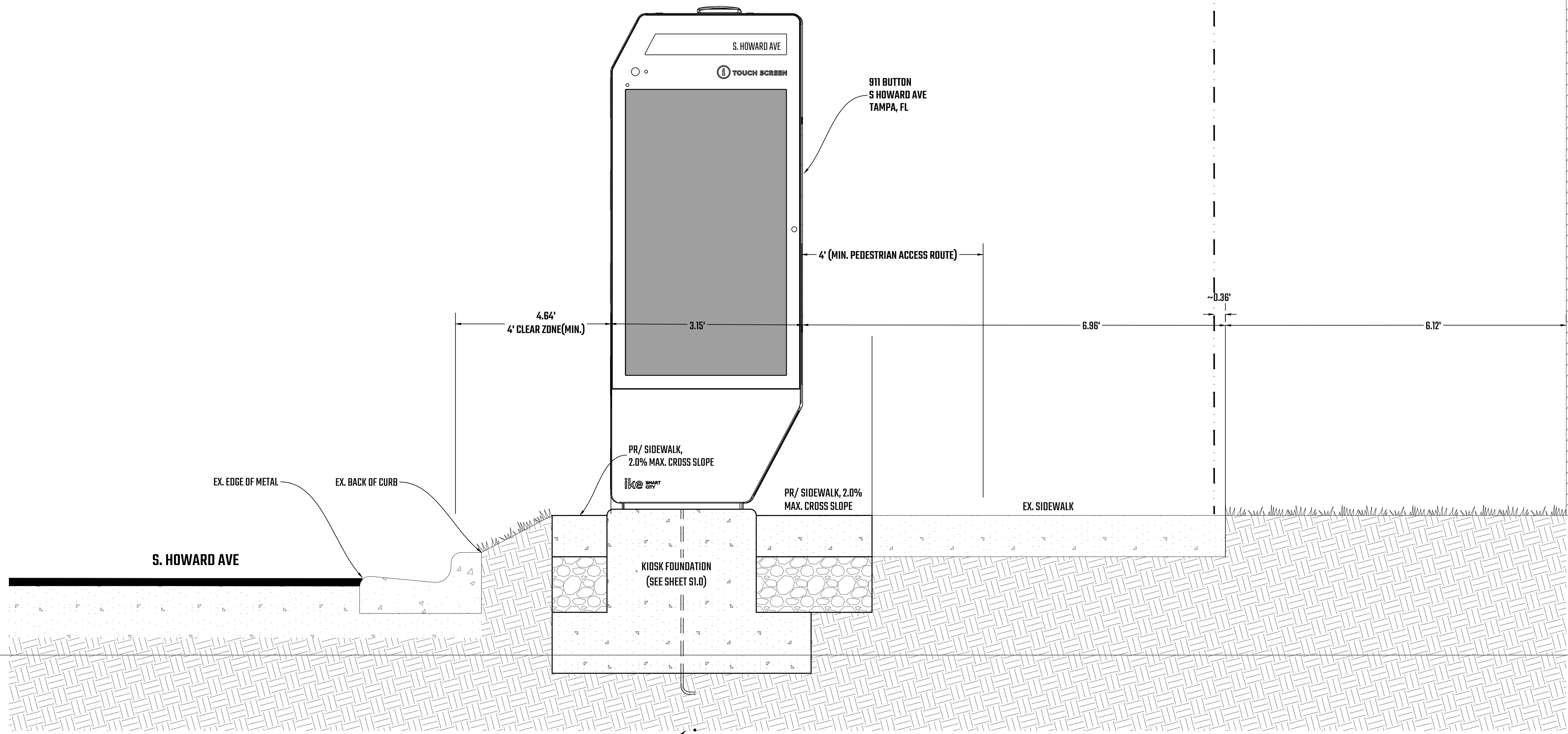
ENG/CAAD: BH

Checked By: BF

Reviewed By: TB

Sheet No. S2.0

DRAWING NOTE: SCALE REFERRED TO HEAVY FOR 20" X 34" AND WILL SCALE INCORRECTLY IF PRINTED ON ANY OTHER SIZE MEDIA. RESOLVE TO A 20" X 34" REPRODUCTION SHALL BE MADE WITHOUT THE PRIOR CONSENT OF PRIORITY ENGINEERING, LLC.



CROSS-SECTION

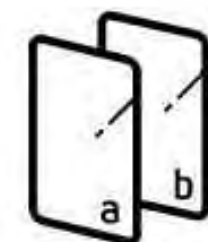
NOT TO SCALE

S
2.0


CUSTOMIZED SERIES

CI0651DR5

65" Dual sided auto dimming monitors up to 4000 nits
Ensures visibility day or night, in any weather condition



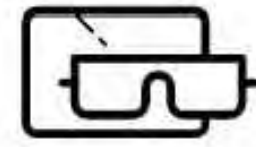
DUAL-SIDED DESIGN



SUNLIGHT VIEWABLE IMAGE



VANDAL RESISTANT



POLARIZED SUNGLASSES SUPPORT



WEATHER PROOF

FOR MORE INFORMATION

For more information about DynaScan, visit our site at www.dynascandisplay.com. Copyright © DynaScan Technology Inc. All rights reserved. All specifications and descriptions are subject to change without notice. Reproduction without permission is prohibited.

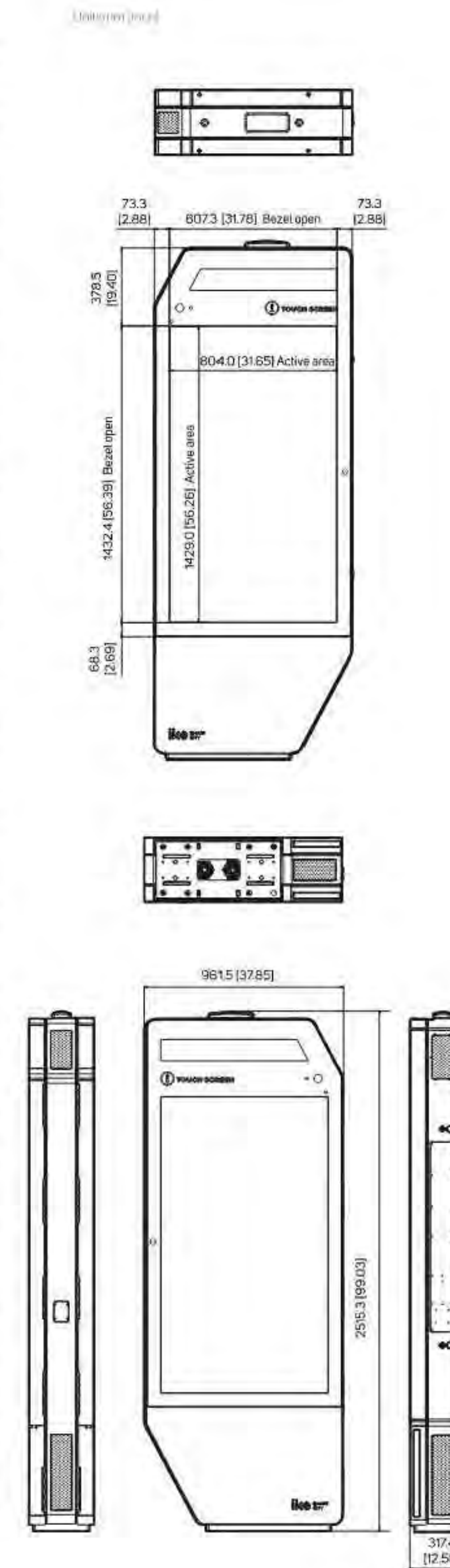
DynaScan

V1.01

SPECIFICATION

MODEL	CI0651DR5
LCD Panel Size	65" Inches LCD (x2)
Native Resolution	1920 x 1080
Backlight	LED
Default Color Temperature	2800 K (WARM)
Brightness (w/o glass)	4,000 nits
Color Depth	16-bit
Contrast Ratio	4000:1
Response Time (Typ.)	8 ms
Viewing Angle	178° / 178°
Light Lifetime (Typ.)	50,000 hrs
Blackening Defect Free	Up to 110°C (230°F)
Polarized Sunglasses Support	Yes
Panel Surface	AG Haze 9%, 2H
Power Supply	Internal
Rated Voltage	100-240V ~ 50/60Hz
Power On Mode (Typ. / Max)	100 W / 2200 W
Bezel Width (B/L/R)	88.3 / 73.3 / 73.3 mm
Powder Coating Material	PCTA B17
Monitor Dimension (LxHxD)	2515.3 x 961.5 x 317.4 mm
Monitor Weight	15.4 kg (34 lb)
Option Weight	832 lbs
Touch Screen	10-Point
Orientation	Portrait
Key Lock	Yes
Air Vent	Top & Bottom
Glare	Anti-Glare
Language	English
Support SIMP (Up to V3.0)	Yes
Dimming Control	Yes
Image Retention Protection	Yes
Ambient Light Sensor	Yes
Power On/Off Scheduling	Yes
Internal Temperature Sensor	Yes
HDMI	x5 (2160p)
Display Port	1
USB 3.0	x2
Micro SD Slot	1
Audio	x2
RS-232	In x2
V3-45	1
Operating Temperature	-20° F ~ 120° F (-30° C ~ 50° C)
Storage Temperature	-40° F ~ 167° F (-40° C ~ 60° C)
Humidity	5% ~ 95% RH Non-condensing
Noise Levels	100dB(A) Peak/100dB(A) RMS/100dB(A) CEA/100dB(A)
CERTIFICATION	CE / FCC / RoHS

DIMENSIONS




DynaScan



PRIORITY ENGINEERING, LLC



Engineer's Seal



Certification

(1) This item has been electronically signed and sealed by Kirt M. Anderson, PE, using a Digital Signature.
(2) Printed copies of this document are not considered signed and sealed and the signature must be verified on any electronic copies.
Kirt M. Anderson, State of Florida, Professional Engineer, License No. 80097.
This item has been electronically signed and sealed by Kirt M. Anderson, PE, as dated on a Digital Signature.

Printed copies of this document are not considered signed and sealed and signature must be verified on any electronic copies.

North

SCALE

Project

IKE SMART CITY

Project Location

S HOWARD AVE &
W MARJORY AVE
TAMPA, FL 33606

Sheet Name

Revisions

REV	ISSUED FOR	DATE	BY
01	DOT REVIEW COMMENTS	06/13/22	TB

ISSUED FOR PERMITS

Date: 04/22/2022

PE Project No. 22-0003.04

ENG/CADD: BH

Checked By: BF

Reviewed By: TB

Sheet No. **S3.0**

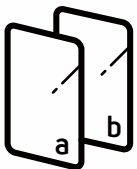
DRAWING NOTE: SCALE SPECIFIED IS MEANT FOR 24" X 36" AND WILL SCALE INACCURATELY IF PRINTED ON ANY OTHER SIZE MEDIA UNLESS NOTED OTHERWISE.
NO REPRODUCTION SHALL BE MADE WITHOUT THE PRIOR CONSENT OF PRIORITY ENGINEERING, LLC.

EXHIBIT F - KIOSK SPECIFICATIONS

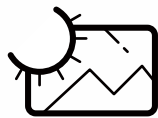
CUSTOMIZED SERIES

CI0651DR5


65" Dual sided auto dimming monitors up to 4000 nits
Ensures visibility day or night, in any weather condition



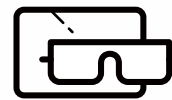
DUAL-SIDED DESIGN



SUNLIGHT VIEWABLE IMAGE



VANDAL RESISTANT



POLARIZED SUNGLASSES SUPPORT



WEATHER PROOF

FOR MORE INFORMATION

For more information about DynaScan, visit our site at www.dynascandisplay.com. Copyright © DynaScan Technology Inc. All rights reserved. All specifications and descriptions are subject to change without notice. Reproduction without permission is prohibited.

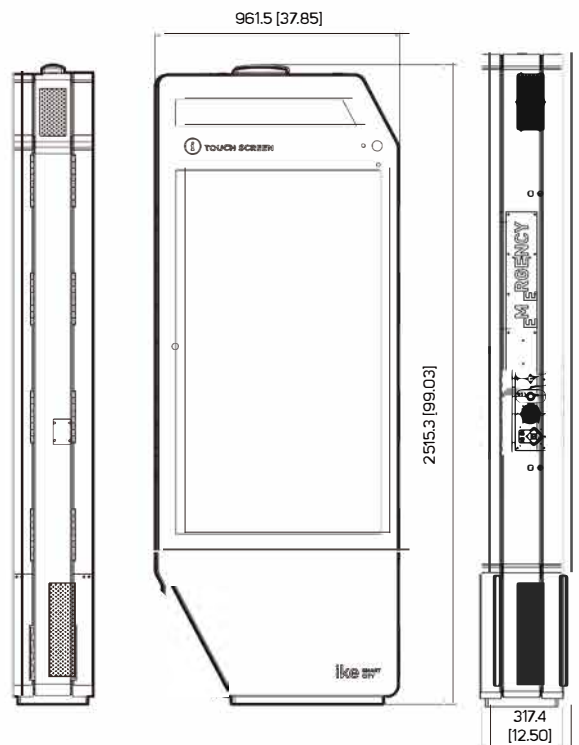
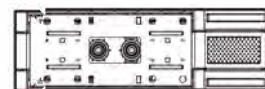
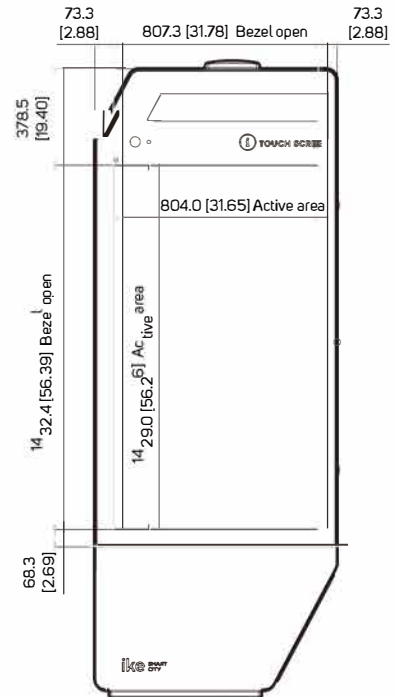
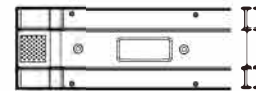
DynaScan

EXHIBIT F - KIOSK SPECIFICATIONS

DIMENSIONS

MODEL	C10651DR5	
DISPLAY	LCD Panel Size	65 inches LCD (x2)
	Native Resolution	1920 x 1080
	Backlight	LED
	Default Color Temperature	D65 (6500 K)
	Brightness (w/o glass)	4,000 nits
	Color Depth	10 bits
	Contrast Ratio	4000 : 1
	Response Time (Typ.)	8 ms
	Viewing Angle	178° / 178°
	Light Lifetime (Typ.)	100,000 hrs
	Blackening Defect Free	Up to 110°C (230°F)
	Polarized Sunglasses Support	Yes
POWER	Power Supply	Internal
	Rated Voltage	100-240V ~ 50/60Hz
	Power On Mode (Typ./ Max)	1400 W / 2200 W
	Bezel Width (B/L/R)	68.3 / 73.3 / 73.3 mm
MECHANICAL SPECS	Powder Coating Material	ASTM B117
	Monitor Dimension (LxHxD)	2515.3 x 961.5 x 317.4 mm
	Monitor Weight	820 lbs
	Option Weight	832 lbs
	Touch Screen	PCAP
	Orientation	Portrait
	Key Lock	Yes
	Air Vent	Top & Bottom
	Glass	8mm laminated tempered glass
	Language	English
USER INTERFACE	Support SNMP (Up to V3.0)	Yes
	Dimming Control	Yes
	Image Retention Protection	Yes
	Ambient Light Sensor	Yes
	Power On/Off Scheduling	Yes
	Internal Temperature Sensor	Yes
INPUT	HDMI	x6 (2160p)
	Display Port	x2
	USB 3.0	x2
OUTPUT	Micro SD Slot	x2
	Audio	x2
EXTERNAL CONTROL	RS-232	In x2
	RJ-45	x4 (LAN)
ENVIRONMENT	Operating Temperature	-20° F ~ 120° F (-30° C ~ 50° C)
	Storage Temperature	-4° F ~ 140° F (-20° C ~ 60° C)
	Humidity	5% ~ 95% RH Non-condensing
	Noise Levels	< 65 dB at a height of 60 inches and distance of 24 inches
CERTIFICATION	CE / FCC / RoHS	

Unit: mm [inch]



COLUMBIA DISTRICT

BROADWAY
← 700W



29



Santa Fe Transit Center
American Plaza
Santa Fe Depot

PRESSED JUICERY

STARBUCKS COFFEE

CITY CENTER



CITY CENTER



C Street
← 300 blk

Westgate HOTEL

Retail Restaurant For
858-874-
Civic Center

To Anisole Avenue
Civic Center

RTS
Civic Center
Trolley Station

THIRD AVE
SAN DIEGO
WELCOME FOR

NO STOPPING
EMERGENCY
VEHICLES
ONLY

UC San Diego
Blue Line
To America
Plaza

Orange Line
To Courthouse

MARINA

FRONT ST

TOUCH SCREEN

SAN DIEGO
WELCOMES YOU

GOOD MORNING, SAN DIEGO

What are you looking for?

- GET + DRINK
- GET AWAY
- ARTS + CULTURE
- EVENTS
- ACTIVITIES
- EVENTS
- PHOTO SPOTS

City of SAN DIEGO

ike SMART CITY


IKE, THE INTERACTIVE KIOSK EXPERIENCE

IKE is an innovative, best-in-class hardware and software communication system that activates the pedestrian experience with interactive, vivid touchscreens and an ever-expanding suite of engaging applications. Each kiosk offers a hyper local experience that drives discovery, mobility, and equity through multi modal wayfinding, area business directories, event listings, and more.

Our proven expertise in smart city technology and ongoing investment in software development have created the true Smart City Hub — an advanced digital platform with integrated features, functions, and resources that provide residents and visitors with everything they need, all in one place.

We are recognized as leaders in the industry, and cities across the country are selecting IKE as their preferred interactive digital kiosk.

IKE is an adaptable and responsive medium that can be customized to support the diverse needs of our partners and the communities we serve.



MODES OF OPERATION

IKE has two modes of operation, allowing for an engaging mix of both interactive and commercial content.

PASSIVE MODE

This is the default mode of operation. When a pedestrian is not engaging with IKE, the entire screen is occupied by a 9:16 portrait layout showing a loop of City, community, art, and commercial messaging.

ENGAGED MODE

When a pedestrian touches IKE's screen, the content loop resizes to a 16:9 landscape layout and the interactive application dashboard is displayed.



EXHIBIT G
WORK FORCE REPORT

EQUAL OPPORTUNITY CONTRACTING (EOC)

1200 Third Avenue, Suite 200 • San Diego, CA 92101
Phone: (619) 236-6000 • Fax: (619) 236-5904

WORK FORCE REPORT

The objective of the *Equal Employment Opportunity Outreach Program*, San Diego Municipal Code Sections 22.3501 through 22.3517, is to ensure that contractors doing business with the City, or receiving funds from the City, do not engage in unlawful discriminatory employment practices prohibited by State and Federal law. Such employment practices include, but are not limited to unlawful discrimination in the following: employment, promotion or upgrading, demotion or transfer, recruitment or recruitment advertising, layoff or termination, rate of pay or other forms of compensation, and selection for training, including apprenticeship. Contractors are required to provide a completed *Work Force Report (WFR)*.

**NO OTHER FORMS WILL BE ACCEPTED
CONTRACTOR IDENTIFICATION**

Type of Contractor: Construction Vendor/Supplier Financial Institution Lessee/Lessor
 Consultant Grant Recipient Insurance Company Other

Name of Company: IKE Smart City, LLC

ADA/DBA: _____

Address (Corporate Headquarters, where applicable): 9165 Sunset Blvd

City: West Hollywood County: Los Angeles State: California Zip: 90069

Telephone Number: 614.294.4898 Fax Number: _____

Name of Company CEO: Peter D Scantland

Address(es), phone and fax number(s) of company facilities located in San Diego County (if different from above):

Address: _____

City: _____ County: _____ State: _____ Zip: _____

Telephone Number: _____ Fax Number: _____ Email: _____

Type of Business: Out-of-Home Advertising Type of License: _____

The Company has appointed: Sarah Hutchison

As its Equal Employment Opportunity Officer (EEOO). The EEOO has been given authority to establish, disseminate and enforce equal employment and affirmative action policies of this company. The EEOO may be contacted at:

Address: 250 N Hartford Ave, Columbus, Ohio 43222

Telephone Number: 614.294.4898 Fax Number: _____ Email: shutchison@obm.com

- One San Diego County (or Most Local County) Work Force - Mandatory
- Branch Work Force *
- Managing Office Work Force

Check the box above that applies to this WFR.

**Submit a separate Work Force Report for all participating branches. Combine WFRs if more than one branch per county.*

I, the undersigned representative of IKE Smart City, LLC


(Firm Name)

Franklin, Ohio hereby certify that information provided

(County)

(State)

herein is true and correct. This document was executed on this 15th day of February, 2023


(Authorized Signature)

Adam Borchers
(Print Authorized Signature Name)

WORK FORCE REPORT – Page 2

NAME OF FIRM: IKE Smart City, LLC

DATE: 02/15/2023

OFFICE(S) or BRANCH(ES): West Hollywood, CA

COUNTY: Los Angeles

INSTRUCTIONS: For each occupational category, indicate number of males and females in every ethnic group. Total columns in row provided. Sum of all totals should be equal to your total work force. Include all those employed by your company on either a full or part-time basis. The following groups are to be included in ethnic categories listed in columns below:

- (1) Black or African-American
- (2) Hispanic or Latino
- (3) Asian
- (4) American Indian or Alaska Native
- (5) Native Hawaiian or Pacific Islander
- (6) White
- (7) Other race/ethnicity; not falling into other groups

Definitions of the race and ethnicity categories can be found on Page 4

ADMINISTRATION OCCUPATIONAL CATEGORY	(1) Black or African American		(2) Hispanic or Latino		(3) Asian		(4) American Indian/ Nat. Alaskan		(5) Pacific Islander		(6) White		(7) Other Race/ Ethnicity	
	(M)	(F)	(M)	(F)	(M)	(F)	(M)	(F)	(M)	(F)	(M)	(F)	(M)	(F)
Management & Financial						1						1		
Professional														
A&E, Science, Computer														
Technical	1											1		
Sales		2	1			4						2	2	
Administrative Support			2									1		
Services														
Crafts														
Operative Workers														
Transportation														
Laborers*														

*Construction laborers and other field employees are not to be included on this page

Totals Each Column	1	2	3	0	0	5	0	0	0	0	5	2	0	0
--------------------	---	---	---	---	---	---	---	---	---	---	---	---	---	---

Grand Total All Employees 18

Indicate by Gender and Ethnicity the Number of Above Employees Who Are Disabled:

Disabled	0	0	0	0	0	0	0	0	0	0	0	0	0	0
----------	---	---	---	---	---	---	---	---	---	---	---	---	---	---

Non-Profit Organizations Only:

Board of Directors														
Volunteers														
Artists														

WORK FORCE REPORT – Page 3

NAME OF FIRM: IKE Smart City, LLC

DATE: 02/15/2023

OFFICE(S) or BRANCH(ES): West Hollywood, CA

COUNTY: Los Angeles

INSTRUCTIONS: For each occupational category, indicate number of males and females in every ethnic group. Total columns in row provided. Sum of all totals should be equal to your total work force. Include all those employed by your company on either a full or part-time basis. The following groups are to be included in ethnic categories listed in columns below:

- (1) Black or African-American
- (2) Hispanic or Latino
- (3) Asian
- (4) American Indian or Alaska Native
- (5) Native Hawaiian or Pacific Islander
- (6) White
- (7) Other race/ethnicity; not falling into other groups

Definitions of the race and ethnicity categories can be found on Page 4

TRADE OCCUPATIONAL CATEGORY	(1) Black or African American		(2) Hispanic or Latino		(3) Asian		(4) American Indian/ Nat. Alaskan		(5) Pacific Islander		(6) White		(7) Other Race/ Ethnicity	
	(M)	(F)	(M)	(F)	(M)	(F)	(M)	(F)	(M)	(F)	(M)	(F)	(M)	(F)
Brick, Block or Stone Masons														
Carpenters														
Carpet, Floor & Tile Installers Finishers														
Cement Masons, Concrete Finishers														
Construction Laborers														
Drywall Installers, Ceiling Tile Inst														
Electricians														
Elevator Installers														
First-Line Supervisors/Managers														
Glaziers														
Helpers; Construction Trade														
Millwrights														
Misc. Const. Equipment Operators														
Painters, Const. & Maintenance														
Pipelayers, Plumbers, Pipe & Steam Fitters														
Plasterers & Stucco Masons														
Roofers														
Security Guards & Surveillance Officers														
Sheet Metal Workers														
Structural Metal Fabricators & Fitters														
Welding, Soldering & Brazing Workers														
Workers, Extractive Crafts, Miners														

Totals Each Column	0	0	0	0	0	0	0	0	0	0	0	0	0	0
--------------------	---	---	---	---	---	---	---	---	---	---	---	---	---	---

Grand Total All Employees 18

Indicate By Gender and Ethnicity the Number of Above Employees Who Are Disabled:

Disabled	0	0	0	0	0	0	0	0	0	0	0	0	0	0
----------	---	---	---	---	---	---	---	---	---	---	---	---	---	---

EQUAL OPPORTUNITY CONTRACTING (EOC)

1200 Third Avenue, Suite 200 • San Diego, CA 92101
Phone: (619) 236-6000 • Fax: (619) 236-5904

WORK FORCE REPORT

The objective of the *Equal Employment Opportunity Outreach Program*, San Diego Municipal Code Sections 22.3501 through 22.3517, is to ensure that contractors doing business with the City, or receiving funds from the City, do not engage in unlawful discriminatory employment practices prohibited by State and Federal law. Such employment practices include, but are not limited to unlawful discrimination in the following: employment, promotion or upgrading, demotion or transfer, recruitment or recruitment advertising, layoff or termination, rate of pay or other forms of compensation, and selection for training, including apprenticeship. Contractors are required to provide a completed *Work Force Report (WFR)*.

**NO OTHER FORMS WILL BE ACCEPTED
CONTRACTOR IDENTIFICATION**

Type of Contractor: Construction Vendor/Supplier Financial Institution Lessee/Lessor
 Consultant Grant Recipient Insurance Company Other

Name of Company: IKE Smart City, LLC

ADA/DBA: _____

Address (Corporate Headquarters, where applicable): 250 N Hartford Ave

City: Columbus County: Franklin State: Ohio Zip: 43222

Telephone Number: 614.294.4898 Fax Number: _____

Name of Company CEO: Peter D Scantland

Address(es), phone and fax number(s) of company facilities located in San Diego County (if different from above):

Address: _____

City: _____ County: _____ State: _____ Zip: _____

Telephone Number: _____ Fax Number: _____ Email: _____

Type of Business: Out-of-Home Advertising Type of License: _____

The Company has appointed: Sarah Hutchison

As its Equal Employment Opportunity Officer (EEOO). The EEOO has been given authority to establish, disseminate and enforce equal employment and affirmative action policies of this company. The EEOO may be contacted at:

Address: 250 N Hartford Ave, Columbus, Ohio 43222

Telephone Number: 614.294.4898 Fax Number: _____ Email: shutchison@obm.com

- One San Diego County (or Most Local County) Work Force - Mandatory
 Branch Work Force *
 Managing Office Work Force

Check the box above that applies to this WFR.

**Submit a separate Work Force Report for all participating branches. Combine WFRs if more than one branch per county.*

I, the undersigned representative of IKE Smart City, LLC


(Firm Name)

Franklin, Ohio hereby certify that information provided

(County)

(State)

herein is true and correct. This document was executed on this 15th day of February, 2023


(Authorized Signature)

Adam Borchers
(Print Authorized Signature Name)

WORK FORCE REPORT – Page 2

NAME OF FIRM: IKE Smart City, LLC

DATE: 02/15/2023

OFFICE(S) or BRANCH(ES): Columbus, OH

COUNTY: Franklin

INSTRUCTIONS: For each occupational category, indicate number of males and females in every ethnic group. Total columns in row provided. Sum of all totals should be equal to your total work force. Include all those employed by your company on either a full or part-time basis. The following groups are to be included in ethnic categories listed in columns below:

- (1) Black or African-American
- (2) Hispanic or Latino
- (3) Asian
- (4) American Indian or Alaska Native
- (5) Native Hawaiian or Pacific Islander
- (6) White
- (7) Other race/ethnicity; not falling into other groups

Definitions of the race and ethnicity categories can be found on Page 4

ADMINISTRATION OCCUPATIONAL CATEGORY	(1) Black or African American		(2) Hispanic or Latino		(3) Asian		(4) American Indian/ Nat. Alaskan		(5) Pacific Islander		(6) White		(7) Other Race/ Ethnicity	
	(M)	(F)	(M)	(F)	(M)	(F)	(M)	(F)	(M)	(F)	(M)	(F)	(M)	(F)
Management & Financial	3				1	1					11	13		
Professional		1				1						2		
A&E, Science, Computer					1						9	2		
Technical	2				1						12	1		
Sales				2							4	11		
Administrative Support	1	1		1		1					5	10		
Services														
Crafts														
Operative Workers														
Transportation														
Laborers*														

*Construction laborers and other field employees are not to be included on this page

Totals Each Column	6	2	0	3	3	3	0	0	0	0	41	39	0	0
--------------------	---	---	---	---	---	---	---	---	---	---	----	----	---	---

Grand Total All Employees 97

Indicate by Gender and Ethnicity the Number of Above Employees Who Are Disabled:

Disabled	0	0	0	0	0	0	0	0	0	0	0	0	0	0
----------	---	---	---	---	---	---	---	---	---	---	---	---	---	---

Non-Profit Organizations Only:

Board of Directors														
Volunteers														
Artists														

WORK FORCE REPORT – Page 3

NAME OF FIRM: IKE Smart City, LLC

DATE: 02/15/2023

OFFICE(S) or BRANCH(ES): Columbus, OH

COUNTY: Franklin

INSTRUCTIONS: For each occupational category, indicate number of males and females in every ethnic group. Total columns in row provided. Sum of all totals should be equal to your total work force. Include all those employed by your company on either a full or part-time basis. The following groups are to be included in ethnic categories listed in columns below:

- (1) Black or African-American
- (2) Hispanic or Latino
- (3) Asian
- (4) American Indian or Alaska Native
- (5) Native Hawaiian or Pacific Islander
- (6) White
- (7) Other race/ethnicity; not falling into other groups

Definitions of the race and ethnicity categories can be found on Page 4

TRADE OCCUPATIONAL CATEGORY	(1) Black or African American		(2) Hispanic or Latino		(3) Asian		(4) American Indian/ Nat. Alaskan		(5) Pacific Islander		(6) White		(7) Other Race/ Ethnicity	
	(M)	(F)	(M)	(F)	(M)	(F)	(M)	(F)	(M)	(F)	(M)	(F)	(M)	(F)
Brick, Block or Stone Masons														
Carpenters														
Carpet, Floor & Tile Installers Finishers														
Cement Masons, Concrete Finishers														
Construction Laborers														
Drywall Installers, Ceiling Tile Inst														
Electricians														
Elevator Installers														
First-Line Supervisors/Managers														
Glaziers														
Helpers; Construction Trade														
Millwrights														
Misc. Const. Equipment Operators														
Painters, Const. & Maintenance														
Pipelayers, Plumbers, Pipe & Steam Fitters														
Plasterers & Stucco Masons														
Roofers														
Security Guards & Surveillance Officers														
Sheet Metal Workers														
Structural Metal Fabricators & Fitters														
Welding, Soldering & Brazing Workers														
Workers, Extractive Crafts, Miners														

Totals Each Column	0	0	0	0	0	0	0	0	0	0	0	0	0	0
--------------------	---	---	---	---	---	---	---	---	---	---	---	---	---	---

Grand Total All Employees 97

Indicate By Gender and Ethnicity the Number of Above Employees Who Are Disabled:

Disabled	0	0	0	0	0	0	0	0	0	0	0	0	0	0
----------	---	---	---	---	---	---	---	---	---	---	---	---	---	---

EQUAL OPPORTUNITY CONTRACTING (EOC)

1200 Third Avenue, Suite 200 • San Diego, CA 92101
Phone: (619) 236-6000 • Fax: (619) 236-5904

WORK FORCE REPORT

The objective of the *Equal Employment Opportunity Outreach Program*, San Diego Municipal Code Sections 22.3501 through 22.3517, is to ensure that contractors doing business with the City, or receiving funds from the City, do not engage in unlawful discriminatory employment practices prohibited by State and Federal law. Such employment practices include, but are not limited to unlawful discrimination in the following: employment, promotion or upgrading, demotion or transfer, recruitment or recruitment advertising, layoff or termination, rate of pay or other forms of compensation, and selection for training, including apprenticeship. Contractors are required to provide a completed *Work Force Report (WFR)*.

**NO OTHER FORMS WILL BE ACCEPTED
CONTRACTOR IDENTIFICATION**

Type of Contractor: Construction Vendor/Supplier Financial Institution Lessee/Lessor
 Consultant Grant Recipient Insurance Company Other

Name of Company: IKE Smart City, LLC

ADA/DBA: _____

Address (Corporate Headquarters, where applicable): 678 W Broadway

City: New York County: New York State: New York Zip: 10012

Telephone Number: 614.294.4898 Fax Number: _____

Name of Company CEO: Peter D Scantland

Address(es), phone and fax number(s) of company facilities located in San Diego County (if different from above):

Address: _____

City: _____ County: _____ State: _____ Zip: _____

Telephone Number: _____ Fax Number: _____ Email: _____

Type of Business: Out-of-Home Advertising Type of License: _____

The Company has appointed: Sarah Hutchison

As its Equal Employment Opportunity Officer (EEOO). The EEOO has been given authority to establish, disseminate and enforce equal employment and affirmative action policies of this company. The EEOO may be contacted at:

Address: 250 N Hartford Ave, Columbus, Ohio 43222

Telephone Number: 614.294.4898 Fax Number: _____ Email: shutchison@obm.com

- One San Diego County (or Most Local County) Work Force - Mandatory
 Branch Work Force *
 Managing Office Work Force

Check the box above that applies to this WFR.

*Submit a separate Work Force Report for all participating branches. Combine WFRs if more than one branch per county.

I, the undersigned representative of IKE Smart City, LLC

(Firm Name)

Franklin, Ohio hereby certify that information provided

(County)

(State)

herein is true and correct. This document was executed on this 15th day of February, 2023


(Authorized Signature)

Adam Borchers
(Print Authorized Signature Name)

WORK FORCE REPORT – Page 2

NAME OF FIRM: IKE Smart City, LLC

DATE: 02/15/2023

OFFICE(S) or BRANCH(ES): New York, New York

COUNTY: New York

INSTRUCTIONS: For each occupational category, indicate number of males and females in every ethnic group. Total columns in row provided. Sum of all totals should be equal to your total work force. Include all those employed by your company on either a full or part-time basis. The following groups are to be included in ethnic categories listed in columns below:

- (1) Black or African-American
- (2) Hispanic or Latino
- (3) Asian
- (4) American Indian or Alaska Native
- (5) Native Hawaiian or Pacific Islander
- (6) White
- (7) Other race/ethnicity; not falling into other groups

Definitions of the race and ethnicity categories can be found on Page 4

ADMINISTRATION OCCUPATIONAL CATEGORY	(1) Black or African American		(2) Hispanic or Latino		(3) Asian		(4) American Indian/ Nat. Alaskan		(5) Pacific Islander		(6) White		(7) Other Race/ Ethnicity	
	(M)	(F)	(M)	(F)	(M)	(F)	(M)	(F)	(M)	(F)	(M)	(F)	(M)	(F)
Management & Financial												1		
Professional														
A&E, Science, Computer														
Technical														
Sales												6		
Administrative Support														
Services														
Crafts														
Operative Workers														
Transportation														
Laborers*														

*Construction laborers and other field employees are not to be included on this page

Totals Each Column	0	0	0	0	0	0	0	0	0	0	0	7	0	0
--------------------	---	---	---	---	---	---	---	---	---	---	---	---	---	---

Grand Total All Employees 7

Indicate by Gender and Ethnicity the Number of Above Employees Who Are Disabled:

Disabled	0	0	0	0	0	0	0	0	0	0	0	0	0	0
----------	---	---	---	---	---	---	---	---	---	---	---	---	---	---

Non-Profit Organizations Only:

Board of Directors														
Volunteers														
Artists														

WORK FORCE REPORT – Page 3

NAME OF FIRM: IKE Smart City, LLC

DATE: 02/15/2023

OFFICE(S) or BRANCH(ES): New York, New York

COUNTY: New York

INSTRUCTIONS: For each occupational category, indicate number of males and females in every ethnic group. Total columns in row provided. Sum of all totals should be equal to your total work force. Include all those employed by your company on either a full or part-time basis. The following groups are to be included in ethnic categories listed in columns below:

- (1) Black or African-American
- (2) Hispanic or Latino
- (3) Asian
- (4) American Indian or Alaska Native
- (5) Native Hawaiian or Pacific Islander
- (6) White
- (7) Other race/ethnicity; not falling into other groups

Definitions of the race and ethnicity categories can be found on Page 4

TRADE OCCUPATIONAL CATEGORY	(1) Black or African American		(2) Hispanic or Latino		(3) Asian		(4) American Indian/ Nat. Alaskan		(5) Pacific Islander		(6) White		(7) Other Race/ Ethnicity	
	(M)	(F)	(M)	(F)	(M)	(F)	(M)	(F)	(M)	(F)	(M)	(F)	(M)	(F)
Brick, Block or Stone Masons														
Carpenters														
Carpet, Floor & Tile Installers Finishers														
Cement Masons, Concrete Finishers														
Construction Laborers														
Drywall Installers, Ceiling Tile Inst														
Electricians														
Elevator Installers														
First-Line Supervisors/Managers														
Glaziers														
Helpers; Construction Trade														
Millwrights														
Misc. Const. Equipment Operators														
Painters, Const. & Maintenance														
Pipelayers, Plumbers, Pipe & Steam Fitters														
Plasterers & Stucco Masons														
Roofers														
Security Guards & Surveillance Officers														
Sheet Metal Workers														
Structural Metal Fabricators & Fitters														
Welding, Soldering & Brazing Workers														
Workers, Extractive Crafts, Miners														

Totals Each Column	0	0	0	0	0	0	0	0	0	0	0	0	0	0
--------------------	---	---	---	---	---	---	---	---	---	---	---	---	---	---

Grand Total All Employees 7

Indicate By Gender and Ethnicity the Number of Above Employees Who Are Disabled:

Disabled	0	0	0	0	0	0	0	0	0	0	0	0	0	0
----------	---	---	---	---	---	---	---	---	---	---	---	---	---	---

Work Force Report

HISTORY

The Work Force Report (WFR) is the document that allows the City of San Diego to analyze the work forces of all firms wishing to do business with the City. We are able to compare the firm's work force data to County Labor Force Availability (CLFA) data derived from the United States Census. CLFA data is a compilation of lists of occupations and includes the percentage of each ethnicity we track (American Indian or Alaska Native, Asian, Black or African-American, Native Hawaiian or Pacific Islander, White, and Other) for each occupation. Currently, our CLFA data is taken from the 2010 Census. In order to compare one firm to another, it is important that the data we receive from the consultant firm is accurate and organized in the manner that allows for this fair comparison.

WORK FORCE & BRANCH WORK FORCE REPORTS

When submitting a WFR, especially if the WFR is for a specific project or activity, we would like to have information about the firm's work force that is actually participating in the project or activity. That is, if the project is in San Diego and the work force is from San Diego, we want a San Diego County Work Force Report¹. By the same token, if the project is in San Diego, but the work force is from another county, such as Orange or Riverside County, we want a Work Force Report from that county². If participation in a San Diego project is by work forces from San Diego County and, for example, from Los Angeles County and from Sacramento County, we ask for separate Work Force Reports representing your firm from each of the three counties.

MANAGING OFFICE WORK FORCE

Equal Opportunity Contracting may occasionally ask for a Managing Office Work Force (MOWF) Report. This may occur in an instance where the firm involved is a large national or international firm but the San Diego or other local work force is very small. In this case, we may ask for both a local and a MOWF Report^{1,3}. In another case, when work is done only by the Managing Office, only the MOWF Report may be necessary.³

TYPES OF WORK FORCE REPORTS:

Please note, throughout the preceding text of this page, the superscript numbers one ¹, two ² & three ³. These numbers coincide with the types of work force report required in the example. See below:

- ¹ One San Diego County (or Most Local County) Work Force – Mandatory in most cases
- ² Branch Work Force *
- ³ Managing Office Work Force

**Submit a separate Work Force Report for all participating branches. Combine WFRs if more than one branch per county.*

RACE/ETHNICITY CATEGORIES

American Indian or Alaska Native – A person having origins in any of the peoples of North and South America (including Central America) and who maintains tribal affiliation or community attachment.

Asian – A person having origins in any of the peoples of the Far East, Southeast Asia, or the Indian subcontinent including, for example, Cambodia, China, India, Japan, Korea, Malaysia, Pakistan, the Philippine Islands, Thailand, and Vietnam.

Black or African American – A person having origins in any of the Black racial groups of Africa.

Native Hawaiian or Pacific Islander – A person having origins in any of the peoples of Hawaii, Guam, Samoa, or other Pacific Islands.

White – A person having origins in any of the peoples of Europe, the Middle East, or North Africa.

Hispanic or Latino – A person of Cuban, Mexican, Puerto Rican, South or Central American, or other Spanish culture or origin.

Exhibit A: Work Force Report Job Categories – Administration

Refer to this table when completing your firm's Work Force Report form(s).

Management & Financial

Advertising, Marketing, Promotions, Public Relations, and Sales Managers
Business Operations Specialists
Financial Specialists
Operations Specialties Managers
Other Management Occupations
Top Executives

Professional

Art and Design Workers
Counselors, Social Workers, and Other Community and Social Service Specialists
Entertainers and Performers, Sports and Related Workers
Health Diagnosing and Treating Practitioners
Lawyers, Judges, and Related Workers
Librarians, Curators, and Archivists
Life Scientists
Media and Communication Workers
Other Teachers and Instructors
Postsecondary Teachers
Primary, Secondary, and Special Education School Teachers
Religious Workers
Social Scientists and Related Workers

Architecture & Engineering, Science, Computer

Architects, Surveyors, and Cartographers
Computer Specialists
Engineers
Mathematical Science Occupations
Physical Scientists

Technical

Drafters, Engineering, and Mapping Technicians
Health Technologists and Technicians
Life, Physical, and Social Science Technicians
Media and Communication Equipment Workers

Sales

Other Sales and Related Workers
Retail Sales Workers
Sales Representatives, Services
Sales Representatives, Wholesale and Manufacturing
Supervisors, Sales Workers

Administrative Support

Financial Clerks
Information and Record Clerks
Legal Support Workers

Material Recording, Scheduling, Dispatching, and Distributing Workers
Other Education, Training, and Library Occupations
Other Office and Administrative Support Workers
Secretaries and Administrative Assistants
Supervisors, Office and Administrative Support Workers

Services

Building Cleaning and Pest Control Workers
Cooks and Food Preparation Workers
Entertainment Attendants and Related Workers
Fire Fighting and Prevention Workers
First-Line Supervisors/Managers, Protective Service Workers
Food and Beverage Serving Workers
Funeral Service Workers
Law Enforcement Workers
Nursing, Psychiatric, and Home Health Aides
Occupational and Physical Therapist Assistants and Aides
Other Food Preparation and Serving Related Workers
Other Healthcare Support Occupations
Other Personal Care and Service Workers
Other Protective Service Workers
Personal Appearance Workers
Supervisors, Food Preparation and Serving Workers
Supervisors, Personal Care and Service Workers
Transportation, Tourism, and Lodging Attendants

Crafts

Construction Trades Workers
Electrical and Electronic Equipment Mechanics, Installers, and Repairers
Extraction Workers
Material Moving Workers
Other Construction and Related Workers
Other Installation, Maintenance, and Repair Occupations
Plant and System Operators
Supervisors of Installation, Maintenance, and Repair Workers
Supervisors, Construction and Extraction Workers
Vehicle and Mobile Equipment Mechanics,

Installers, and Repairers
Woodworkers

Operative Workers

Assemblers and Fabricators
Communications Equipment Operators
Food Processing Workers
Metal Workers and Plastic Workers
Motor Vehicle Operators
Other Production Occupations
Printing Workers
Supervisors, Production Workers
Textile, Apparel, and Furnishings Workers

Transportation

Air Transportation Workers
Other Transportation Workers
Rail Transportation Workers
Supervisors, Transportation and Material
Moving Workers
Water Transportation Workers

Laborers

Agricultural Workers
Animal Care and Service Workers
Fishing and Hunting Workers
Forest, Conservation, and Logging Workers
Grounds Maintenance Workers
Helpers, Construction Trades
Supervisors, Building and Grounds Cleaning
and Maintenance Workers
Supervisors, Farming, Fishing, and Forestry
Workers

Exhibit B: Work Force Report Job Categories-Trade

Brick, Block or Stone Masons
Brickmasons and Blockmasons
Stonemasons

Carpenters

Carpet, floor and Tile Installers and Finishers
Carpet Installers
Floor Layers, except Carpet, Wood and Hard
Tiles
Floor Sanders and Finishers
Tile and Marble Setters

Cement Masons, Concrete Finishers
Cement Masons and Concrete Finishers
Terrazzo Workers and Finishers

Construction Laborers

Drywall Installers, Ceiling Tile Inst
Drywall and Ceiling Tile Installers
Tapers

Electricians

Elevator Installers and Repairers

First-Line Supervisors/Managers
First-line Supervisors/Managers of
Construction Trades and Extraction Workers

Glaziers

Helpers, Construction Trade
Brickmasons, Blockmasons, and Tile and
Marble Setters
Carpenters
Electricians
Painters, Paperhangers, Plasterers and Stucco
Pipelayers, Plumbers, Pipefitters and
Steamfitters
Roofers
All other Construction Trades

Millwrights

Heating, Air Conditioning and Refrigeration
Mechanics and Installers
Mechanical Door Repairers

Control and Valve Installers and Repairers

Other Installation, Maintenance and Repair
Occupations

Misc. Const. Equipment Operators

Paving, Surfacing and Tamping Equipment
Operators

Pile-Driver Operators

Operating Engineers and Other Construction
Equipment Operators

Painters, Const. Maintenance

Painters, Construction and Maintenance
Paperhangers

Pipelayers and Plumbers

Pipelayers

Plumbers, Pipefitters and Steamfitters

Plasterers and Stucco Masons**Roofers****Security Guards & Surveillance Officers****Sheet Metal Workers****Structural Iron and Steel Workers****Welding, Soldering and Brazing Workers**

Welders, Cutter, Solderers and Brazers

Welding, Soldering and Brazing Machine
Setter, Operators and Tenders

Workers, Extractive Crafts, Miners

EQUAL OPPORTUNITY CONTRACTING (EOC)

1200 Third Avenue, Suite 200 • San Diego, CA 92101
 Phone: (619) 236-6000 • Fax: (619) 236-5904

WORK FORCE REPORT

The objective of the *Equal Employment Opportunity Outreach Program*, San Diego Municipal Code Sections 22.3501 through 22.3517, is to ensure that contractors doing business with the City, or receiving funds from the City, do not engage in unlawful discriminatory employment practices prohibited by State and Federal law. Such employment practices include, but are not limited to unlawful discrimination in the following: employment, promotion or upgrading, demotion or transfer, recruitment or recruitment advertising, layoff or termination, rate of pay or other forms of compensation, and selection for training, including apprenticeship. Contractors are required to provide a completed *Work Force Report (WFR)*.

**NO OTHER FORMS WILL BE ACCEPTED
 CONTRACTOR IDENTIFICATION**

Type of Contractor: Construction Vendor/Supplier Financial Institution Lessee/Lessor
 Consultant Grant Recipient Insurance Company Other

Name of Company: Downtown San Diego Partnership

ADA/DBA: _____

Address (Corporate Headquarters, where applicable): 401 B Street Ste 100

City: San Diego County: San Diego State: CA Zip: 92101

Telephone Number: 619-234-0201 Fax Number: _____

Name of Company CEO: Betsy Brennan

Address(es), phone and fax number(s) of company facilities located in San Diego County (if different from above):

Address: _____

City: _____ County: _____ State: _____ Zip: _____

Telephone Number: _____ Fax Number: _____ Email: _____

Type of Business: Nonprofit 501 (c)(6) Type of License: _____

The Company has appointed: April Hill

As its Equal Employment Opportunity Officer (EEOO). The EEOO has been given authority to establish, disseminate and enforce equal employment and affirmative action policies of this company. The EEOO may be contacted at:

Address: 401 B Street Ste 100 San Diego, CA 92101

Telephone Number: 619-310-5403 Fax Number: n/a Email: ahill@downtownsandieog.or

- One San Diego County (or Most Local County) Work Force - Mandatory
- Branch Work Force *
- Managing Office Work Force

Check the box above that applies to this WFR.

**Submit a separate Work Force Report for all participating branches. Combine WFRs if more than one branch per county.*

I, the undersigned representative of Downtown San Diego Partnership

(Firm Name)

San Diego, California hereby certify that information provided

(County)

(State)

herein is true and correct. This document was executed on this 16 day of February, 2023

April Hill

(Authorized Signature)

April Hill - Director of HR

(Print Authorized Signature Name)

WORK FORCE REPORT – Page 2

NAME OF FIRM: Downtown San Diego Partnership DATE: 02/16/2023

OFFICE(S) or BRANCH(ES): San Diego, CA COUNTY: San Diego

INSTRUCTIONS: For each occupational category, indicate number of males and females in every ethnic group. Total columns in row provided. Sum of all totals should be equal to your total work force. Include all those employed by your company on either a full or part-time basis. The following groups are to be included in ethnic categories listed in columns below:

- (1) Black or African-American
- (2) Hispanic or Latino
- (3) Asian
- (4) American Indian or Alaska Native
- (5) Native Hawaiian or Pacific Islander
- (6) White
- (7) Other race/ethnicity; not falling into other groups

Definitions of the race and ethnicity categories can be found on Page 4

ADMINISTRATION OCCUPATIONAL CATEGORY	(1) Black or African American		(2) Hispanic or Latino		(3) Asian		(4) American Indian/ Nat. Alaskan		(5) Pacific Islander		(6) White		(7) Other Race/ Ethnicity	
	(M)	(F)	(M)	(F)	(M)	(F)	(M)	(F)	(M)	(F)	(M)	(F)	(M)	(F)
Management & Financial	1	4	5	1	0	1	0	0	0	0	5	5	1	0
Professional	0	0	2	0	0	0	0	0	0	0	0	0	0	0
A&E, Science, Computer	0	0	0	0	0	0	0	0	0	0	0	0	0	0
Technical	0	0	0	0	0	0	0	0	0	0	0	0	0	0
Sales	0	0	0	0	0	0	0	0	0	0	0	0	0	0
Administrative Support	0	2	2	2	0	0	0	0	0	0	3	3	0	0
Services	15	0	11	1	0	0	0	0	0	0	4	0	6	0
Crafts	0	0	0	0	0	0	0	0	0	0	0	0	0	0
Operative Workers	0	2	0	0	0	0	0	1	0	0	2	1	0	0
Transportation	0	0	0	0	0	0	0	0	0	0	0	0	0	0
Laborers*	1	0	2	0	0	0	0	0	0	0	1	0	0	0

*Construction laborers and other field employees are not to be included on this page

Totals Each Column	17	8	22	4	0	1	0	1	0	0	15	9	7	0
--------------------	----	---	----	---	---	---	---	---	---	---	----	---	---	---

Grand Total All Employees

84

Indicate by Gender and Ethnicity the Number of Above Employees Who Are Disabled:

Disabled	0	0	0	0	0	0	0	0	0	0	0	0	0	0
----------	---	---	---	---	---	---	---	---	---	---	---	---	---	---

Non-Profit Organizations Only:

Board of Directors	1	1	4	2	1	1	0	0	0	0	68	22	0	0
Volunteers	3	5	8	3	0	0	0	0	0	0	19	14	0	0
Artists	0	0	0	0	0	0	0	0	0	0	0	0	0	0

WORK FORCE REPORT – Page 3

NAME OF FIRM: Downtown San Diego Partnership

DATE: 02/16/2023

OFFICE(S) or BRANCH(ES): San Diego, CA

COUNTY: San Diego

INSTRUCTIONS: For each occupational category, indicate number of males and females in every ethnic group. Total columns in row provided. Sum of all totals should be equal to your total work force. Include all those employed by your company on either a full or part-time basis. The following groups are to be included in ethnic categories listed in columns below:

- (1) Black or African-American
- (2) Hispanic or Latino
- (3) Asian
- (4) American Indian or Alaska Native
- (5) Native Hawaiian or Pacific Islander
- (6) White
- (7) Other race/ethnicity; not falling into other groups

Definitions of the race and ethnicity categories can be found on Page 4

TRADE OCCUPATIONAL CATEGORY	(1) Black or African American		(2) Hispanic or Latino		(3) Asian		(4) American Indian/ Nat. Alaskan		(5) Pacific Islander		(6) White		(7) Other Race/ Ethnicity	
	(M)	(F)	(M)	(F)	(M)	(F)	(M)	(F)	(M)	(F)	(M)	(F)	(M)	(F)
Brick, Block or Stone Masons														
Carpenters														
Carpet, Floor & Tile Installers Finishers														
Cement Masons, Concrete Finishers														
Construction Laborers														
Drywall Installers, Ceiling Tile Inst														
Electricians														
Elevator Installers														
First-Line Supervisors/Managers														
Glaziers														
Helpers; Construction Trade														
Millwrights														
Misc. Const. Equipment Operators														
Painters, Const. & Maintenance														
Pipelayers, Plumbers, Pipe & Steam Fitters														
Plasterers & Stucco Masons														
Roofers														
Security Guards & Surveillance Officers	0	0	2	0	0	0	0	0	0	0	4	0	0	0
Sheet Metal Workers														
Structural Metal Fabricators & Fitters														
Welding, Soldering & Brazing Workers														
Workers, Extractive Crafts, Miners														

Totals Each Column	0	0	2	0	0	0	0	0	0	0	0	4	0	0	0
--------------------	---	---	---	---	---	---	---	---	---	---	---	---	---	---	---

Grand Total All Employees 84

Indicate By Gender and Ethnicity the Number of Above Employees Who Are Disabled:

Disabled	0	0	0	0	0	0	0	0	0	0	0	0	0	0
----------	---	---	---	---	---	---	---	---	---	---	---	---	---	---

Work Force Report

HISTORY

The Work Force Report (WFR) is the document that allows the City of San Diego to analyze the work forces of all firms wishing to do business with the City. We are able to compare the firm's work force data to County Labor Force Availability (CLFA) data derived from the United States Census. CLFA data is a compilation of lists of occupations and includes the percentage of each ethnicity we track (American Indian or Alaska Native, Asian, Black or African-American, Native Hawaiian or Pacific Islander, White, and Other) for each occupation. Currently, our CLFA data is taken from the 2010 Census. In order to compare one firm to another, it is important that the data we receive from the consultant firm is accurate and organized in the manner that allows for this fair comparison.

WORK FORCE & BRANCH WORK FORCE REPORTS

When submitting a WFR, especially if the WFR is for a specific project or activity, we would like to have information about the firm's work force that is actually participating in the project or activity. That is, if the project is in San Diego and the work force is from San Diego, we want a San Diego County Work Force Report¹. By the same token, if the project is in San Diego, but the work force is from another county, such as Orange or Riverside County, we want a Work Force Report from that county². If participation in a San Diego project is by work forces from San Diego County and, for example, from Los Angeles County and from Sacramento County, we ask for separate Work Force Reports representing your firm from each of the three counties.

MANAGING OFFICE WORK FORCE

Equal Opportunity Contracting may occasionally ask for a Managing Office Work Force (MOWF) Report. This may occur in an instance where the firm involved is a large national or international firm but the San Diego or other local work force is very small. In this case, we may ask for both a local and a MOWF Report^{1,3}. In another case, when work is done only by the Managing Office, only the MOWF Report may be necessary.³

TYPES OF WORK FORCE REPORTS:

Please note, throughout the preceding text of this page, the superscript numbers one ¹, two ² & three ³. These numbers coincide with the types of work force report required in the example. See below:

- ¹ One San Diego County (or Most Local County) Work Force – Mandatory in most cases
- ² Branch Work Force *
- ³ Managing Office Work Force

**Submit a separate Work Force Report for all participating branches. Combine WFRs if more than one branch per county.*

RACE/ETHNICITY CATEGORIES

American Indian or Alaska Native – A person having origins in any of the peoples of North and South America (including Central America) and who maintains tribal affiliation or community attachment.

Asian – A person having origins in any of the peoples of the Far East, Southeast Asia, or the Indian subcontinent including, for example, Cambodia, China, India, Japan, Korea, Malaysia, Pakistan, the Philippine Islands, Thailand, and Vietnam.

Black or African American – A person having origins in any of the Black racial groups of Africa.

Native Hawaiian or Pacific Islander – A person having origins in any of the peoples of Hawaii, Guam, Samoa, or other Pacific Islands.

White – A person having origins in any of the peoples of Europe, the Middle East, or North Africa.

Hispanic or Latino – A person of Cuban, Mexican, Puerto Rican, South or Central American, or other Spanish culture or origin.

Exhibit A: Work Force Report Job Categories – Administration

Refer to this table when completing your firm's Work Force Report form(s).

Management & Financial

Advertising, Marketing, Promotions, Public Relations, and Sales Managers
Business Operations Specialists
Financial Specialists
Operations Specialties Managers
Other Management Occupations
Top Executives

Professional

Art and Design Workers
Counselors, Social Workers, and Other Community and Social Service Specialists
Entertainers and Performers, Sports and Related Workers
Health Diagnosing and Treating Practitioners
Lawyers, Judges, and Related Workers
Librarians, Curators, and Archivists
Life Scientists
Media and Communication Workers
Other Teachers and Instructors
Postsecondary Teachers
Primary, Secondary, and Special Education School Teachers
Religious Workers
Social Scientists and Related Workers

Architecture & Engineering, Science, Computer

Architects, Surveyors, and Cartographers
Computer Specialists
Engineers
Mathematical Science Occupations
Physical Scientists

Technical

Drafters, Engineering, and Mapping Technicians
Health Technologists and Technicians
Life, Physical, and Social Science Technicians
Media and Communication Equipment Workers

Sales

Other Sales and Related Workers
Retail Sales Workers
Sales Representatives, Services
Sales Representatives, Wholesale and Manufacturing
Supervisors, Sales Workers

Administrative Support

Financial Clerks
Information and Record Clerks
Legal Support Workers

Material Recording, Scheduling, Dispatching, and Distributing Workers
Other Education, Training, and Library Occupations
Other Office and Administrative Support Workers
Secretaries and Administrative Assistants
Supervisors, Office and Administrative Support Workers

Services

Building Cleaning and Pest Control Workers
Cooks and Food Preparation Workers
Entertainment Attendants and Related Workers
Fire Fighting and Prevention Workers
First-Line Supervisors/Managers, Protective Service Workers
Food and Beverage Serving Workers
Funeral Service Workers
Law Enforcement Workers
Nursing, Psychiatric, and Home Health Aides
Occupational and Physical Therapist Assistants and Aides
Other Food Preparation and Serving Related Workers
Other Healthcare Support Occupations
Other Personal Care and Service Workers
Other Protective Service Workers
Personal Appearance Workers
Supervisors, Food Preparation and Serving Workers
Supervisors, Personal Care and Service Workers
Transportation, Tourism, and Lodging Attendants

Crafts

Construction Trades Workers
Electrical and Electronic Equipment Mechanics, Installers, and Repairers
Extraction Workers
Material Moving Workers
Other Construction and Related Workers
Other Installation, Maintenance, and Repair Occupations
Plant and System Operators
Supervisors of Installation, Maintenance, and Repair Workers
Supervisors, Construction and Extraction Workers
Vehicle and Mobile Equipment Mechanics,

Installers, and Repairers
Woodworkers

Operative Workers

Assemblers and Fabricators
Communications Equipment Operators
Food Processing Workers
Metal Workers and Plastic Workers
Motor Vehicle Operators
Other Production Occupations
Printing Workers
Supervisors, Production Workers
Textile, Apparel, and Furnishings Workers

Transportation

Air Transportation Workers
Other Transportation Workers
Rail Transportation Workers
Supervisors, Transportation and Material
Moving Workers
Water Transportation Workers

Laborers

Agricultural Workers
Animal Care and Service Workers
Fishing and Hunting Workers
Forest, Conservation, and Logging Workers
Grounds Maintenance Workers
Helpers, Construction Trades
Supervisors, Building and Grounds Cleaning
and Maintenance Workers
Supervisors, Farming, Fishing, and Forestry
Workers

Exhibit B: Work Force Report Job Categories-Trade

Brick, Block or Stone Masons

Brickmasons and Blockmasons
Stonemasons

Carpenters

Carpet, floor and Tile Installers and Finishers

Carpet Installers
Floor Layers, except Carpet, Wood and Hard
Tiles
Floor Sanders and Finishers
Tile and Marble Setters

Cement Masons, Concrete Finishers

Cement Masons and Concrete Finishers
Terrazzo Workers and Finishers

Construction Laborers

Drywall Installers, Ceiling Tile Inst

Drywall and Ceiling Tile Installers
Tapers

Electricians

Elevator Installers and Repairers

First-Line Supervisors/Managers

First-line Supervisors/Managers of
Construction Trades and Extraction Workers

Glaziers

Helpers, Construction Trade

Brickmasons, Blockmasons, and Tile and
Marble Setters
Carpenters
Electricians
Painters, Paperhangers, Plasterers and Stucco
Pipelayers, Plumbers, Pipefitters and
Steamfitters
Roofers
All other Construction Trades

Millwrights

Heating, Air Conditioning and Refrigeration
Mechanics and Installers
Mechanical Door Repairers
Control and Valve Installers and Repairers
Other Installation, Maintenance and Repair
Occupations

Misc. Const. Equipment Operators

Paving, Surfacing and Tamping Equipment
Operators
Pile-Driver Operators
Operating Engineers and Other Construction
Equipment Operators

Painters, Const. Maintenance

Painters, Construction and Maintenance
Paperhangers

Pipelayers and Plumbers

Pipelayers
Plumbers, Pipefitters and Steamfitters

Plasterers and Stucco Masons**Roofers****Security Guards & Surveillance Officers****Sheet Metal Workers****Structural Iron and Steel Workers****Welding, Soldering and Brazing Workers**

Welders, Cutter, Solderers and Brazers
Welding, Soldering and Brazing Machine
Setter, Operators and Tenders

Workers, Extractive Crafts, Miners