



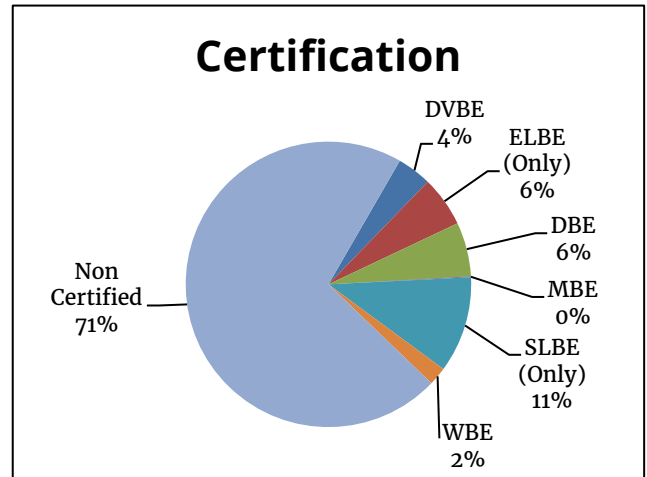
**FY 2019 – Awarded Construction Contracts**

**GENDER**

	# of Award	Dollar Amount	Percent
Male	276	\$ 84,848,592	39%
Female	85	\$ 18,714,223	9%
Unidentified	144	\$ 112,503,116	52%
<b>Total</b>	<b>505</b>	<b>\$ 216,065,931</b>	<b>100%</b>

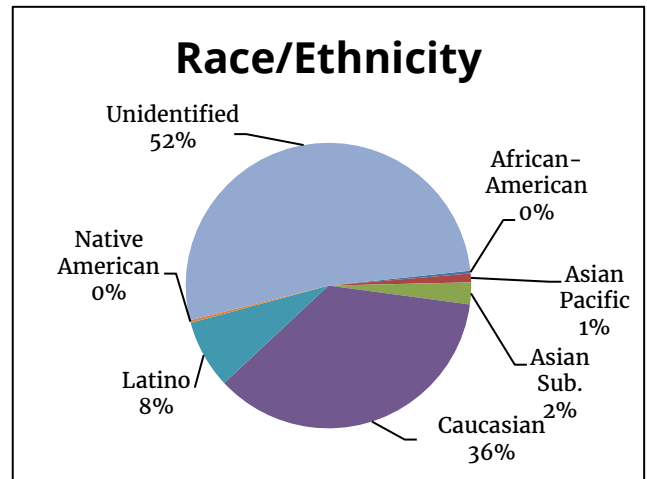
**CERTIFICATIONS**

	# of Award	Dollar Amount	Percent
DVBE	32	\$ 8,456,789	4%
ELBE (Only)	68	\$ 12,363,198	6%
DBE	84	\$ 13,250,218	6%
MBE	3	\$ 216,103	0%
SLBE (Only)	57	\$ 23,566,578	11%
WBE	17	\$ 4,469,431	2%
Non Certified	244	\$ 153,743,614	71%
<b>Sub Total Certified</b>	<b>261</b>	<b>\$ 62,322,317</b>	<b>29%</b>
<b>Total Firms</b>	<b>505</b>	<b>\$ 216,065,931</b>	<b>100%</b>



**RACE/ETHNICITY**

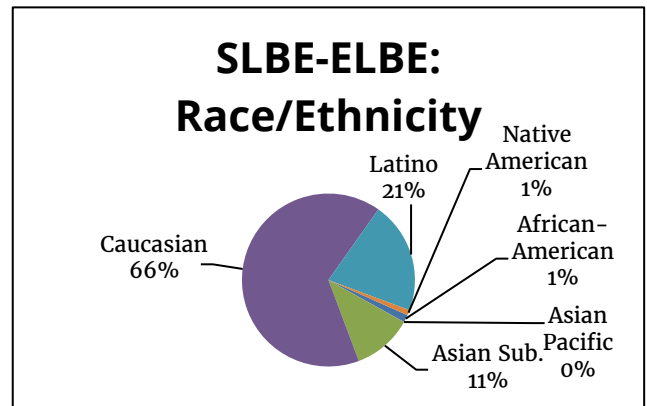
	# of Award	Dollar Amount	Percent
African-American	5	\$ 670,024	0%
Asian Pacific	6	\$ 951,155	1%
Asian Subcontinent	15	\$ 5,380,425	2%
Caucasian	233	\$ 78,072,733	36%
Latino	90	\$ 16,842,109	8%
Native American	9	\$ 652,354	0%
Unidentified	147	\$ 113,497,131	53%
<b>Total Firms</b>	<b>505</b>	<b>\$ 216,065,931</b>	<b>100%</b>



**SLBE-ELBE PROGRAM\***

	# of Award	Dollar Amount	Percent
ELBE	93	\$ 15,739,811	9%
SLBE	119	\$ 31,607,288	18%
<b>Total</b>	<b>212</b>	<b>\$ 47,347,099</b>	<b>27%</b>

	# of Award	Dollar Amount	Percent
African-American	3	\$ 204,083	1%
Asian Pacific	1	\$ 20,400	0%
Asian Subcontinent	15	\$ 5,380,425	11%
Caucasian	128	\$ 31,539,321	66%
Latino	61	\$ 10,041,801	21%
Native American	4	\$ 161,069	1%
<b>Total SLBE-ELBE</b>	<b>212</b>	<b>\$ 47,347,099</b>	<b>100%</b>



\*Total award for contracts subject to the SLBE Program: \$178,238,599.67