



## The City of San Diego

### Staff Report

DATE ISSUED: February 16, 2021

TO: City Council

FROM: Purchasing & Contracting/Equal Opportunity Contracting Program

SUBJECT: Fiscal Year 2020 Business Diversity Annual Report

Primary Contact: Christian Silva Phone: (619) 236-6069

Secondary Contact: Claudia C. Abarca Phone: (619) 236-5921

Council District(s): Citywide

#### OVERVIEW:

The Purchasing and Contracting (P&C) is pleased to provide this annual report, which provides construction, consultant, and vendor diversity participation statistics. This report also highlights programmatic activities, achievements, and goals for the future. Information provided in this report covers the period of July 1, 2019 through June 30, 2020.

#### PROPOSED ACTIONS:

This is an informational item. No action is required by the Committee or the City Council.

#### DISCUSSION OF ITEM:

The Small Local Business Enterprise (SLBE) Program was adopted by the City of San Diego (City) in 2010, with the intent of providing a race and gender-neutral tool<sup>1</sup> to help stimulate and promote the utilization of the city's local business community. Over the last ten years, the program has allowed for opportunities within the City's procurement of goods and services, construction, and architectural and engineering (A&E) consultant contracts. Benefits of becoming certified as an SLBE or Emerging Local Business Enterprise (ELBE) include sheltered bidding opportunities, bid discounts and preference points, as well as mandatory subcontracting participation goals specific to City certified firms in construction contracts.

---

<sup>1</sup> In compliance with Prop 209, passed by the voters in 1996 adding Article 1 section 31 of the California Constitution.

The Equal Opportunity Contracting Program (EOCP), a division of P&C has identified programmatic improvements to SLBE Program in order to ensure the intent of the program is being carried out with respects to small and local firms who are certified into the program. Since 2010, the City has gradually increased its pool of SLBE/ELBE certified firms and continues to utilize these small and local firms to improve the City's streets, infrastructure and capital improvements. During that span the City has experienced various challenges that were not in the spirit of the program. Because of these challenges, clarifications to the definitions of the business structure and locality are being made, changes to eligibility requirements for certified Micro Businesses (MB) and Disabled Veteran Business Enterprise (DVBE) firms with multiple owners; and strengthening the requirement that certified firms provide immediate notice to EOCP when changes to a business status, structure, or ownership occurs. Program updates will be implemented by the second quarter of 2021.

## **Disparity Study**

In January of 2019, the City committed to undertaking a disparity study to examine the contracting practices for the City. As part of that commitment, the City commissioned a study to determine if the companies that do business with the City reflect San Diego's diversity. P&C issued a request for proposal (RFP) seeking a qualified and experienced consultant to develop and undertake a disparity study on behalf of the City. Several firms responded with the City selecting BBC Research & Consulting (BBC) to commission the study.

In early 2020, EOCP staff began working with BBC to identify whether any gaps exist in the City's contracting practices with traditionally underrepresented groups and provide recommendations to remedy gaps identified, if applicable. BBC reviewed data on contracts awarded by P&C and the Engineering & Capital Projects (E&CP) Department between July 1, 2014 through June 30, 2019, covering a five (5) year fiscal period. Information on the awards made during this period would make up the quantitative portion of the study.

The study will further provide a qualitative analysis, focusing on the City's contracting policies and potential barriers, marketplace conditions, and legal concerns. BBC conducted four (4) public outreach events, held six (6) focus group meetings, and over forty (40) in-depth interviews. Due to COVID-19 BBC altered their strategy to perform all outreach, focus groups, and interviews virtually. BBC also conducted availability surveys with the local business community to identify the potential availability of firms in San Diego County, challenges they face with doing business with the City and other contractors, capacity limits and testimonials. This information will assist BBC in getting a wholistic view of City contracting and challenges that may be occurring. The City anticipates receiving final study results from BBC during the first quarter of 2021.

## **Community Outreach and Involvement**

EOCP participates in the Public Agency Consortium (PAC) as representatives of the City. The PAC is a partnership of regional agencies focused on increasing the diversity of business participation on public agency contracts and procurement. PAC meets quarterly to discuss contracting trends, issues, and discuss how agencies can best serve their communities. Aside from participating in regular meetings, all members participate in various outreach events hosted by participating agencies to help increase small business participation on government contracts. This partnership includes: California Department of Transportation (Caltrans); City of San Diego; County of San Diego; California Department of General Services; Metropolitan Transit System; Metropolitan Water District of Southern California; Naval Facilities Engineering Systems Command (NAVFAC) Southwest; North County Transit District; Port of San Diego, San Diego Association of Governments (SANDAG), North

San Diego Small Business Development Center (SBDC) Network, San Diego Orange Imperial Procurement Technical Assistant Center (PTAC), San Diego County Regional Airport Authority, San Diego County Water Authority, San Diego Housing Commission, San Diego Unified School District, and the University of California San Diego (UCSD).

EOCP also partners with the North and South San Diego SBDC to promote the benefits of becoming certified within the SLBE program. San Diego SBDC delivers up-to-date counseling, training, and technical assistance in all aspects of small business management. SBDC services include, assisting small businesses with access to capital, marketing, production, organization, engineering and technical problems and feasibility studies. EOCP conducts hands-on trainings on how to become certified in the SLBE program, including assistance with submitting SLBE application and presenting program benefits such as bid discounts, restricted bidding, and preference points for best value contracts.

EOCP staff attended several outreach events throughout the County of San Diego during the fiscal year, as evidenced in Attachment 1. These events help engage small businesses by providing them information on the City's SLBE program benefits and help identify potential bidding opportunities based on the good or service a business provides. The intent is also to help increase the number of willing and able firms within the SLBE program and, subsequently, increase the participation of SLBE firms on City contracts.

### **Mentor Programs**

Staff is involved in the Calmentor<sup>2</sup> Mentor-Protégé Program sponsored by Caltrans as steering committee members and pairing facilitators. The program is designed to encourage and support small businesses through voluntary partnerships with mid-size and larger firms. Specifically, the program aims to increase the participation of small Architectural and Engineering (A&E) firms in public transportation projects in the San Diego region. Calmentor partnerships include Caltrans, District 11 Small Business Council (D-11 SBC), SANDAG, City of San Diego and American Council of Engineering Companies (ACEC) - San Diego Chapter.

EOCP staff also participate in the Construction & Commodities (C&C) Mentor Protégé program<sup>3</sup> as steering committee members and pairing facilitators. Founded as a non-profit organization, the C & C Mentor Protégé program is designed to foster relationships within the construction and building industry by bridging the gap between small businesses and larger firms. Some of the program benefits include enhancing growth potential, increasing small business participation in construction projects, building capacity, and fostering business relationships in the San Diego Region.

### **SLBE Program: By the Numbers**

The SLBE program currently has 507 certified firms in various service categories. The number of certified firms will vary at any given time due to any of the following reasons:

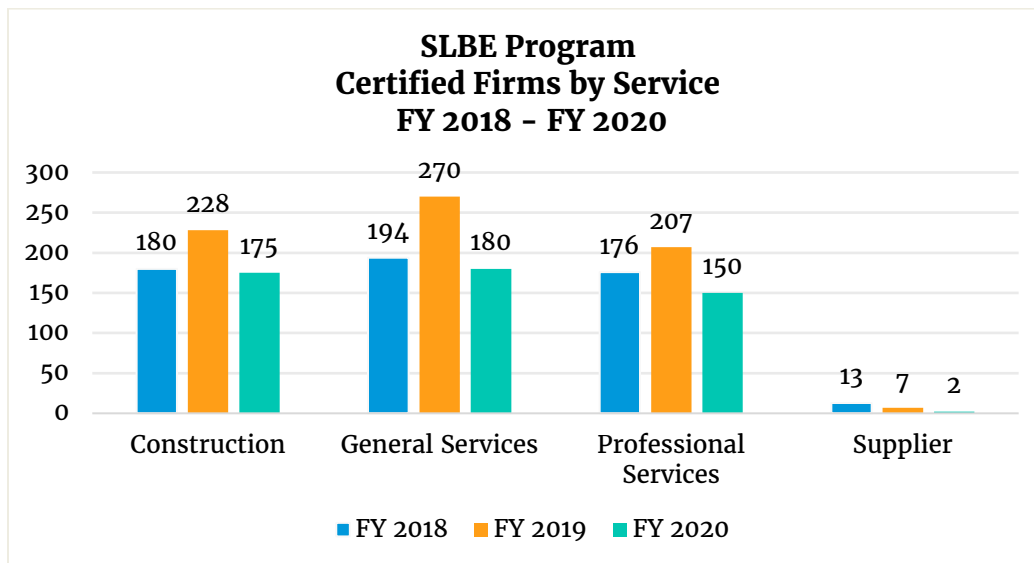
1. Firm fails to renew their certification (no longer wants to be in the SLBE Program);
2. Firm allows for a lapse in certification;
3. Firm exceeds the 3-year average income cap established.

---

<sup>2</sup> Additional information on the Calmentor program can be found here: <https://dot.ca.gov/caltrans-near-me/district-11/popular-links/calmentor/>

<sup>3</sup> Additional information on the C&C program can be found here: <https://www.candcmentorprotege.com/>

Firms seeking to become certified as a SLBE or ELBE firm must meet program eligibility requirements including income documentation<sup>4</sup> and proof that the business is local. The graph below shows the average number of certified firms in the SLBE program during the last three fiscal years.



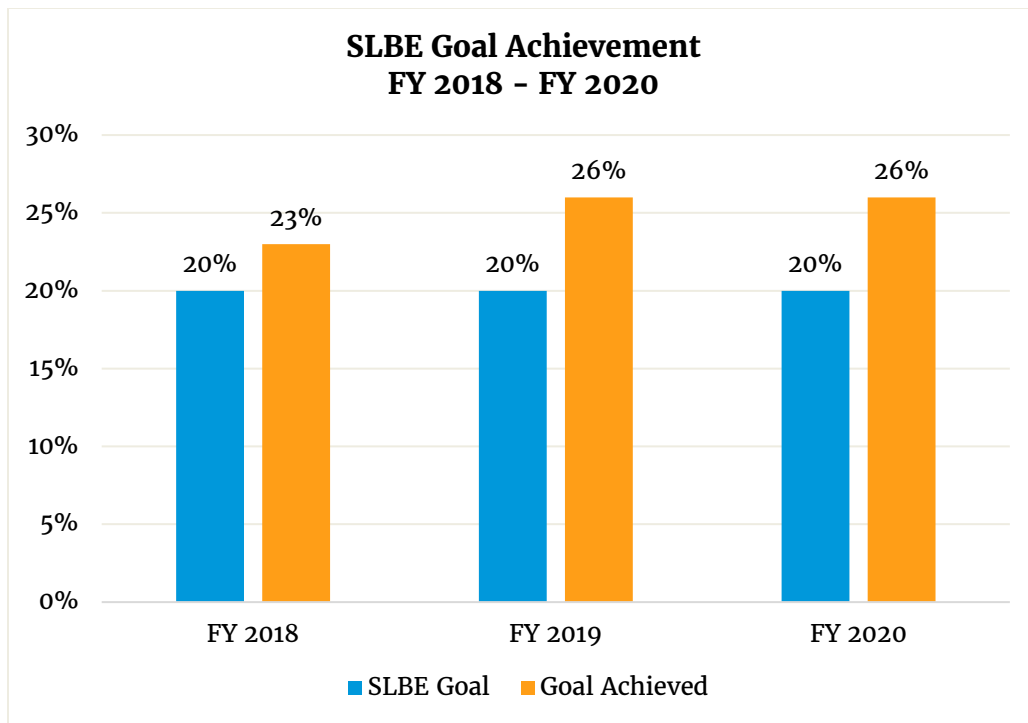
#### **SLBE Participation Rate Exceeds Annual CIP Goal**

The Capital Improvement Program (CIP) establishes an annual aspirational goal for participation of SLBE firms on construction and A&E contracts during the fiscal year. For FY 2020, the goal remained at 20% due to the Pure Water projects that were due to be advertised. Given the size of each of the projects and the subcontracting requirements, it was anticipated that there may be an impact to overall SLBE participation on City projects. EOCP continues to work with E&CP to ensure efforts are made to ensure as many eligible CIP construction projects as possible for restricted competition; sheltering and creating prime contracting opportunities for the City's certified small and emerging local businesses.

By engaging internal and external stakeholders, the construction and consultant industries, and with the continued support of the City's executive team, participation by SLBE/ELBE firms on CIP projects with SLBE requirements was 26 percent<sup>5</sup> for FY 2020. The graph below shows SLBE participation compared to the established aspirational goal over the last three fiscal years.

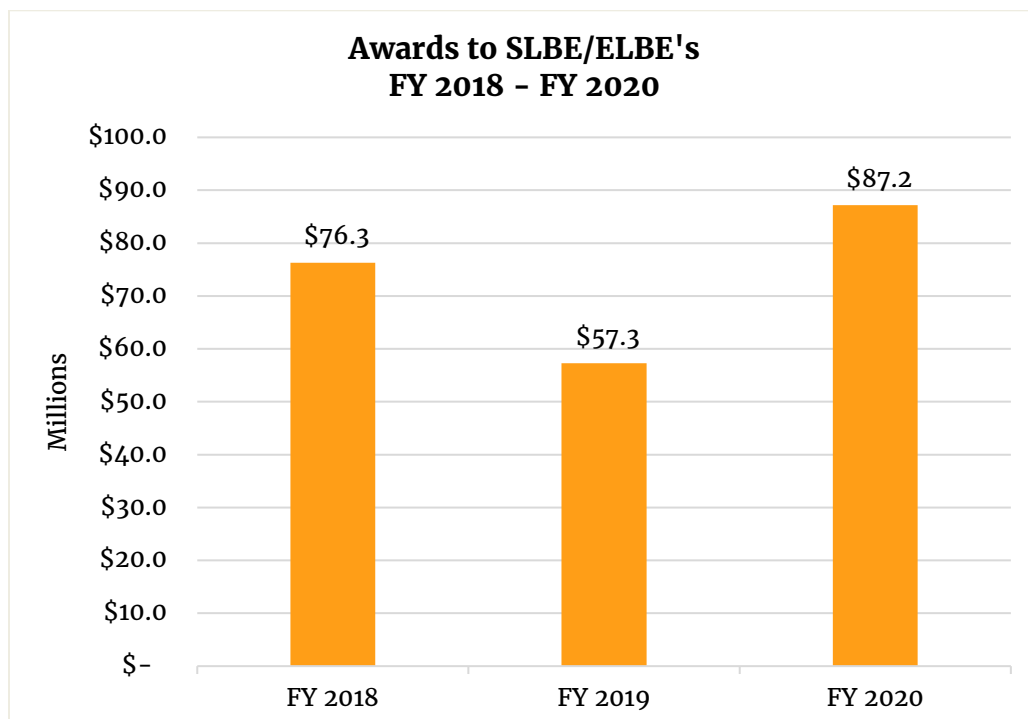
<sup>4</sup> Income documentation requirements may be automatically waived for firms certified as a Micro Business or Disabled Veteran Business Enterprise (DVBE) by the California Department of General Services (DGS).

<sup>5</sup> Percentage is based on cumulative totals for Construction and A&E Consultant contracts that contained SLBE subcontracting program requirements.



While SLBE participation appears to remain the same, it is important to note that the overall dollar value awarded to SLBE/ELBEs during this fiscal year increased from that of FY 2019, however, participation percentages are consistent with previous fiscal years. Reasons for varying amounts can be attributed to project sizing, complexity, and volume of projects based on asset type.

The graph below shows the total value of contracts awarded to SLBE or ELBE firms on construction or A&E consultant contracts (combined) over the last three fiscal years. A detailed list identifying the SLBE/ELBE firms who were awarded contracts during this fiscal year is provided in Attachment 2.



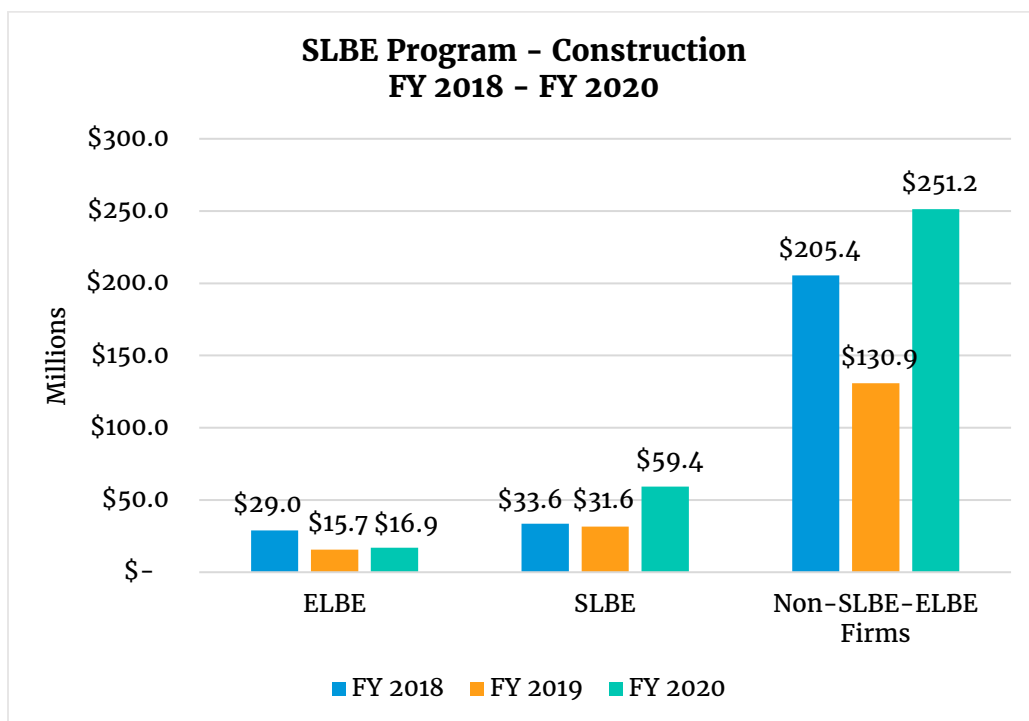
## Awards to Certified Firms in Construction Contracts Consistent with Previous Years

The City encourages participation by other types of certified firms on City contracts, outside of those designated in the SLBE program. The certifications recognized by the City include: Disadvantaged Business Enterprise (DBE); Disabled Veteran Business Enterprise (DVBE); Minority Business Enterprise (MBE); and Woman Business Enterprise (WBE). EOCP not only monitors participation for contracts subject to SLBE requirements, but also for all certified firms across all funding sources and subcontracting requirements.

During FY 2020, E&CP issued 106 contracts<sup>6</sup> totaling \$329.3 million, of which \$78.1 million was awarded to City SLBE or ELBE certified firms for all contracts regardless of funding source, including emergency and sole source contracts. Participation during this fiscal year has increased by \$29 million when compared to last fiscal year.

Contracts awarded with SLBE program requirements during this fiscal year included 80 major<sup>7</sup> contracts totaling \$284.3 million and 4 minor contracts totaling \$700 thousand. The 80 major contracts identified contained mandatory SLBE subcontractor participation requirements, while the 4 minor contracts were restricted to SLBE/ELBE bidders only.

Below is a breakdown of the distribution of contract dollars for projects subject to SLBE requirements to City-certified SLBE or ELBE firms, as well as non-SLBE/ELBE<sup>8</sup> firms for the last three fiscal years.

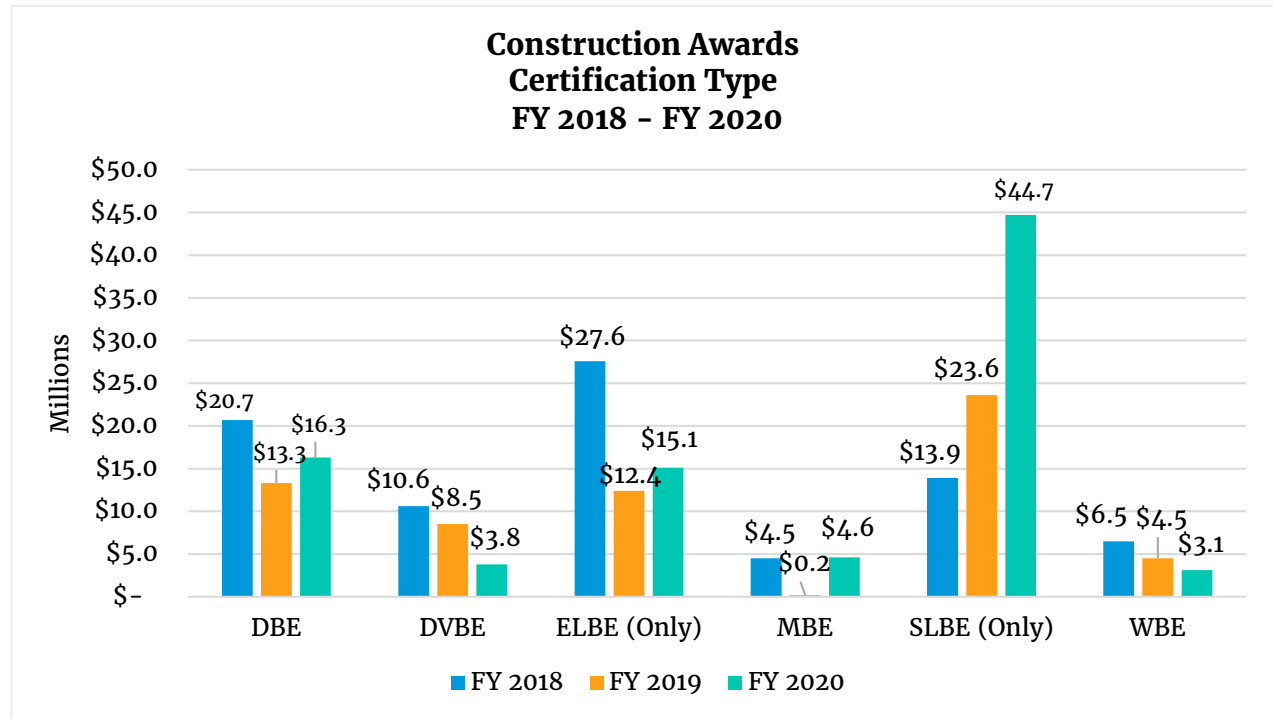


<sup>6</sup> Contracts include major and minor construction contracts, sole source contracts (including emergency), and task orders issued under Job Order Contracts as defined by SDMC section §22.3003.

<sup>7</sup> Major public works contracts are contracts valued at \$500K or more. Minor public works contracts are contracts valued under \$500K. For additional information: <https://docs.sandiego.gov/municode/MuniCodeChapter02/Ch02Art02Division36.pdf>

<sup>8</sup> Non SLBE/ELBE firms include non-certified and other City recognized certified firms.

The graphs below show the dollar value of construction contracts awarded to the various City recognized certified firms.<sup>9</sup>



The diversity of awards based on race/ethnic group for FY 2020 was \$34.8 million. Table 1 below shows the diversity of contract awards for the last three fiscal years for all projects regardless of funding source (City, State, Federal).

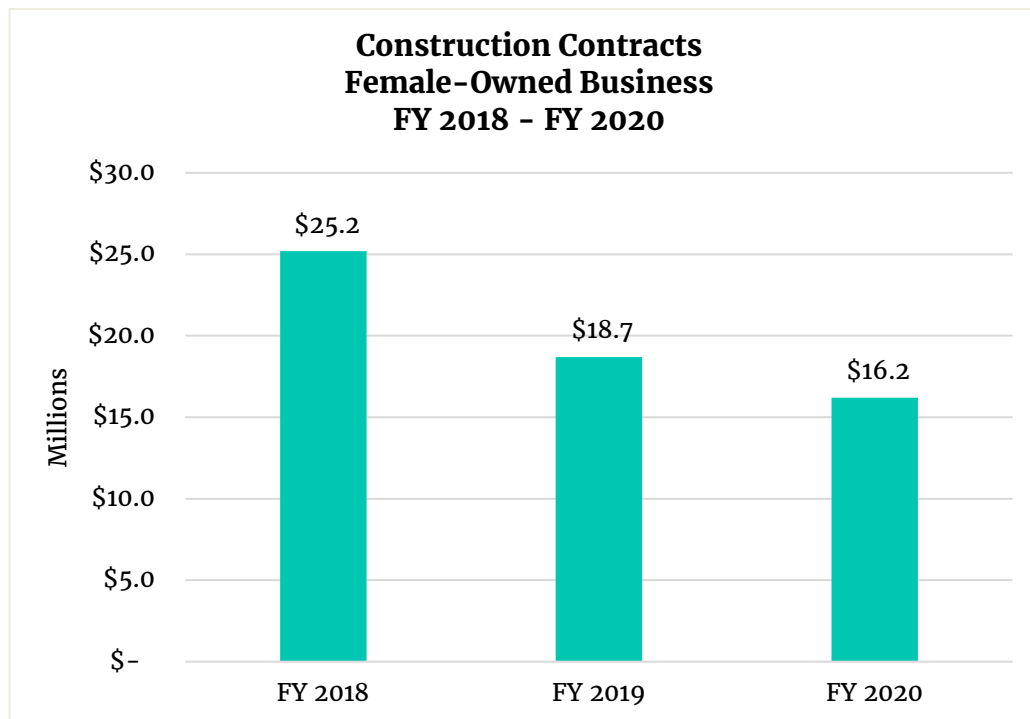
**Table 1**

|                            | FY 2018    |                      | FY 2019    |                      | FY 2020    |                      |
|----------------------------|------------|----------------------|------------|----------------------|------------|----------------------|
| Ethnicity                  | # Awarded  | Dollar Amount        | # Awarded  | Dollar Amount        | # Awarded  | Dollar Amount        |
| African American           | 3          | \$335,063            | 5          | \$670,024            | 4          | \$414,667            |
| Asian Pacific              | 14         | \$11,087,334         | 6          | \$951,155            | 10         | \$1,037,743          |
| Asian Subcontinent         | 15         | \$7,623,710          | 0          | \$0                  | 15         | \$5,039,767          |
| Caucasian                  | 304        | \$128,664,579        | 248        | \$83,453,158         | 241        | \$116,217,183        |
| Latino                     | 93         | \$57,437,928         | 90         | \$16,842,109         | 84         | \$27,793,272         |
| Native American            | 8          | \$658,718            | 9          | \$652,354            | 9          | \$484,282            |
| Unidentified <sup>10</sup> | 181        | \$255,061,128        | 147        | \$113,497,131        | 154        | \$178,286,539        |
| <b>Total</b>               | <b>618</b> | <b>\$460,868,460</b> | <b>505</b> | <b>\$216,065,931</b> | <b>517</b> | <b>\$329,273,453</b> |

<sup>9</sup> Information on Construction contract awards is available in table format in Attachment 3.

<sup>10</sup> This category was created during FY 2018 to capture firms that did not provide demographic information (race and/or gender) for the majority owner of the company. This change was implemented to provide more accurate statistics. Previously, firms that did not provide any demographic information were systematically defaulted to the Caucasian and Male categories.

Participation by female-owned firms for all contracts awarded regardless of funding source (City, State, Federal) during FY 2020 totaled \$16.2 million. Awarded dollars to female-owned firms shows a decline over the past two fiscal years. It is important to note that in FY18, there were two large projects awarded to female-owned firms totaling \$6.3 million dollars. Overall, female-owned participation remains consistent with trends from previous fiscal years.

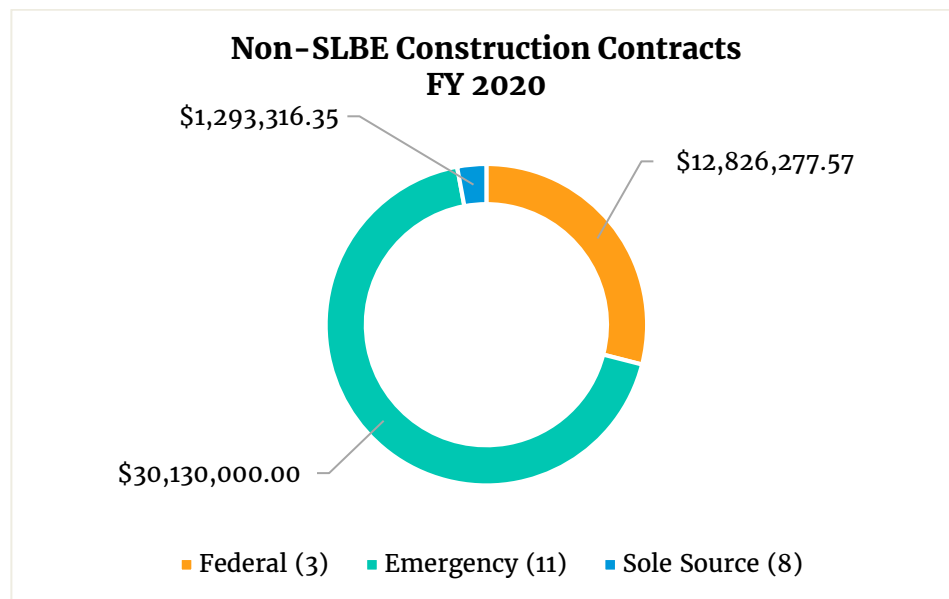


While the report shows information over three fiscal years, these numbers are for informational purposes only. A true year-after-year comparison of the awarded dollars during each fiscal year is difficult due to several factors, including:

1. Asset Type – The City does not issue the same number of contracts each year for the same type of asset (e.g. surface improvements, water/sewer pipelines, paving, etc.), which impacts the number of available certified firms eligible to participate on City contracts due to the scope of work;
2. Contract Sizing – To protect City interest, larger projects require contractors to have a larger bonding capacity. The larger the contract and bonding requirement, the less likely a smaller firm or qualified disadvantaged business will be able to participate on the contract as a prime contractor; and
3. Funding Source – The City applies for grants and loans from various State and Federal agencies each year to be utilized for various projects. Each agency may have its own subcontracting program requirements and may impact the type of bidder that will submit a bid for the project and the utilization of the required certified firms. The State and/or Federal agency funds utilized on projects during this fiscal year is discussed later in this report.



During FY 2020, 22 Public Works contracts totaling \$44.2 million were awarded without SLBE program requirements. Contracts may be exempt from SLBE requirements if there is an additional funding source (State and/or Federal) or if the contract is considered an Emergency or Sole Source. The breakdown of the 22 projects that were not subject to SLBE program requirements is shown below.



As noted in the graph, during FY 2020, there were three (3) projects subject to funding sources other than that of the City. The Federal and/or State funding agencies utilized for Public Works projects during this fiscal year include:

1. Department of Transportation (DOT) - Federal Highway Administration (FHWA);
2. Department of Housing & Urban Development (HUD) – Community Development Block Grant (CDBG); and

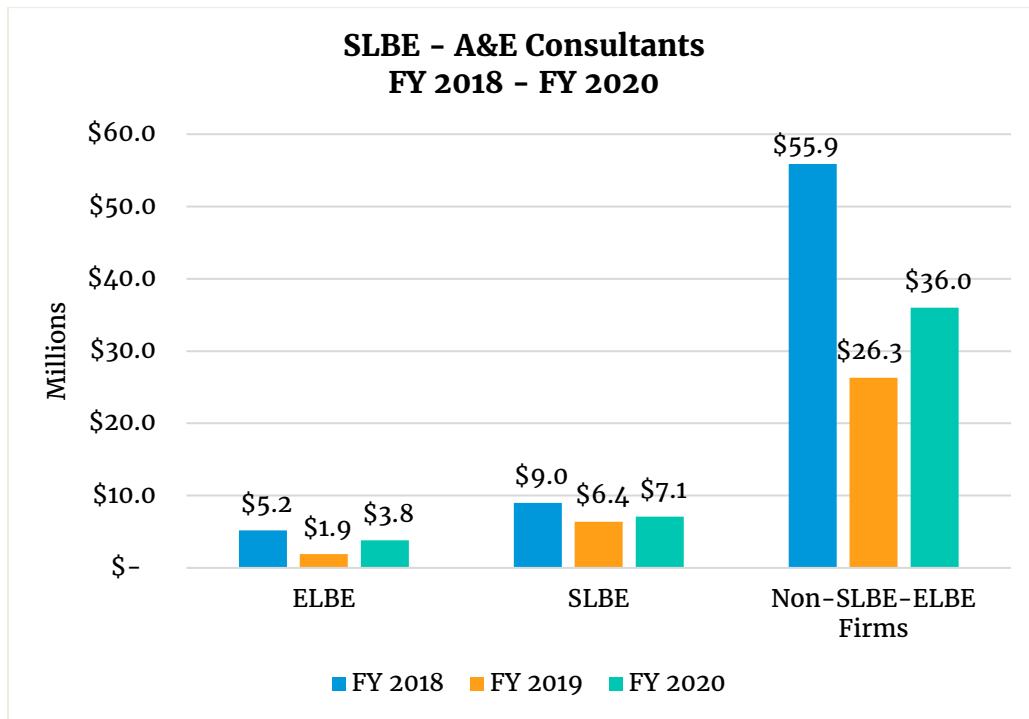
Each of the agencies above require their own subcontractor participation program, which precludes the City's ability to incorporate the SLBE Program and mandatory SLBE subcontracting goals. The subcontracting requirements for each of the agencies is as follows:

1. Federal Highway Administration (FHWA) – Mandatory DBE goal established based on availability by work category code. Bidder is required to meet the goal or submit good faith effort documentation (GFE); and
2. Community Development Block Grant (CDBG) – Fair share goals established by HUD and bidder is required to submit GFE documentation regardless if subcontracting goal has been met. The U.S. Small Business Administration (SBA) as follows:

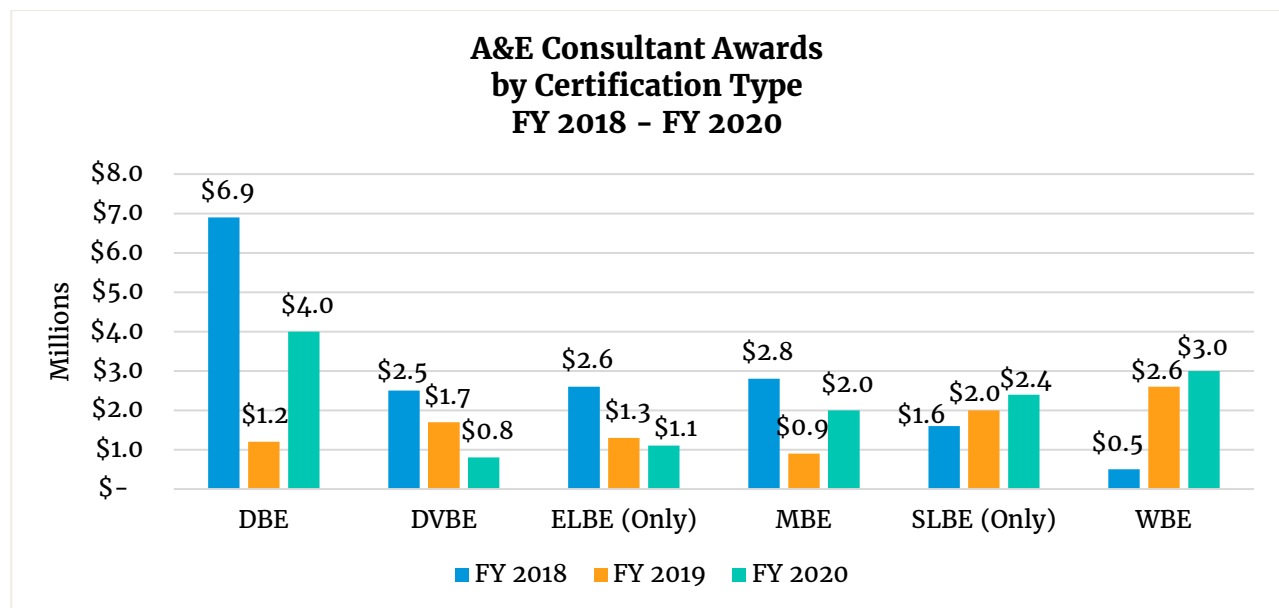
- 5 percent Small Disadvantaged Business (SDB);
- 5 percent Women-Owned Small Business (WoSB);
- 3 percent HUBZone Small Business (HubZone);
- 3 percent Service-Disabled Veteran-Owned Small Business (SDVoSB)

## Architectural & Engineering (A&E) Consultant Contracts

The Engineering & Capital Projects Department awarded \$46.9 million<sup>11</sup> in A&E consultant contracts during FY 2020, of which \$10.9 million went to certified SLBE or ELBE firms as shown in the chart below<sup>12</sup>.



The following chart shows the distribution of A&E Consultant contract awards based on certification type for the last three fiscal years.



<sup>11</sup> Total award amount includes stand-alone contract awards and tasks issued under as-needed contracts.

<sup>12</sup> Detailed information on A&E consultant contract awards is available in table format in Attachment 4.

Table 2 below shows the distribution of A&E Consultant contract awards based on ethnicity for the last three fiscal years.

**Table 2**

|                    | <b>FY 2018</b>   |                      | <b>FY 2019</b>   |                      | <b>FY 2020</b>   |                      |
|--------------------|------------------|----------------------|------------------|----------------------|------------------|----------------------|
| <b>Ethnicity</b>   | <b># Awarded</b> | <b>Dollar Amount</b> | <b># Awarded</b> | <b>Dollar Amount</b> | <b># Awarded</b> | <b>Dollar Amount</b> |
| African American   | 3                | \$1,657,726          | 5                | \$55,292             | 5                | \$56,976             |
| Asian Pacific      | 19               | \$3,207,244          | 10               | \$1,057,367          | 31               | \$3,063,762          |
| Asian Subcontinent | 1                | \$70,000             | 0                | \$0                  | 0                | \$0                  |
| Caucasian          | 118              | \$10,487,975         | 131              | \$9,448,622          | 147              | \$11,451,573         |
| Latino             | 46               | \$5,840,851          | 27               | \$1,493,048          | 36               | \$2,421,535          |
| Native American    | 1                | \$1,120,000          | 1                | \$58,096             | 5                | \$260,705            |
| Unidentified       | 127              | \$47,738,425         | 87               | \$22,547,134         | 219              | \$29,678,917         |
| <b>Total</b>       | <b>315</b>       | <b>\$70,122,221</b>  | <b>261</b>       | <b>\$34,659,559</b>  | <b>443</b>       | <b>\$46,933,468</b>  |

### **SLBE in Goods and Services Contracts**

During FY 2020, the Purchasing & Contracting Department awarded a total of \$254.3 million in goods and services contracts. Of this amount, \$9.2 million was awarded to certified DBE/DVBE/ELBE/MBE/SLBE/WBE firms. Only contracts in which the Purchasing Agent is required to advertise for sealed bids or proposals in the City's official newspaper shall incorporate a 20 percent voluntary SLBE goal and 5 percent bid discount for bids or up to an additional 12 percent of the total possible evaluation points for proposals based on SLBE participation. Refer to Council Policy 100-10 for SLBE Program applicability. In previous reports (FY18 and FY19), the Diversity Reports included information on total spend amount for POs issued through P&C. For this report, and to remain consistent with the reporting of CIP contracts, the information will reflect contract awards on formally solicited contracts.

Table 3 below depicts the distribution of formally solicited goods & services contracts based on certification type for the past three fiscal years.

**Table 3**

|                      | <b>FY 2018</b>    |                      | <b>FY 2019</b>    |                      | <b>FY 2020</b>    |                      |
|----------------------|-------------------|----------------------|-------------------|----------------------|-------------------|----------------------|
| <b>Certification</b> | <b># Awarded*</b> | <b>Dollar Amount</b> | <b># Awarded*</b> | <b>Dollar Amount</b> | <b># Awarded*</b> | <b>Dollar Amount</b> |
| DBE                  | 5                 | \$1,540,338          | 4                 | \$467,826            | 3                 | \$77,500             |
| DVBE                 | 5                 | \$3,330,511          | 9                 | \$2,870,662          | 0                 | \$0                  |
| ELBE (Only)          | 2                 | \$160,436            | 1                 | \$70,891             | 4                 | \$4,168,655          |
| MBE                  | 10                | \$5,124,272          | 16                | \$3,192,689          | 1                 | \$331,735            |
| SLBE (Only)          | 6                 | \$2,602,901          | 9                 | \$2,609,309          | 1                 | \$1,650,235          |
| WBE                  | 11                | \$3,310,636          | 9                 | \$1,178,178          | 1                 | \$3,000,000          |
| Non-Certified        | 463               | \$341,336,150        | 622               | \$334,204,031        | 87                | \$245,096,834        |
| <b>Total</b>         | <b>502</b>        | <b>\$357,405,244</b> | <b>670</b>        | <b>\$344,593,586</b> | <b>97</b>         | <b>\$254,324,959</b> |

\*Number of Awarded Firms

## Contract Compliance: Pre-Award Activities

Staff ensures vendors awarded contracts are compliant with various Municipal Code and Council Policy requirements that EOCP is tasked with overseeing. EOCP tasks can be broken up into pre-award and post-award duties. Pre-Award duties include: the review of all Mayoral and Council-driven actions by analyzing work force reports, equal employment opportunity (EEO) plans, and verifying nondiscrimination in contracting. During the advertisement phase of procurement, staff may participate in pre-bid or pre-proposal meetings as indicated in solicitation documents, addressing questions related to EOCP and/or subcontracting requirements, and after bid opening or proposal submittal dates, conducting bid evaluations to ensure compliance with required subcontractor participation requirements based on funding agency.

Table 4 below shows the number of pre-award compliance related activities staff engaged in during the fiscal year.

**Table 4**

| <b>Compliance Activity</b>                            | <b>FY 2018</b> | <b>FY 2019</b> | <b>FY 2020</b> |
|---|----------------|----------------|----------------|
| Bid Evaluations                                       | 63             | 67             | 129            |
| City Good Faith Effort (GFE) Reviews                  | 8              | 5              | 9              |
| Federal GFE Reviews                                   | 7              | 7              | 23             |
| Pre-Bid/Pre-Proposal Meetings                         | 51             | 44             | 24             |
| Proposal Evaluations                                  | 31             | 41             | 37             |
| Proposal Interview Panels                             | 4              | 1              | 0              |
| Action Documents Processed                            |                |                |                |
| <i>Mayoral Actions</i>                                | 450            | 457            | 412            |
| <i>Council Action</i>                                 | 212            | 156            | 155            |
| Total Actions   | 662            | 613            | 567            |
| Equal Employment Opportunity (EEO) Plan <sup>13</sup> | 30             | 41             | 62             |

## Contract Compliance: Post-Award Activities

Post-Award contract compliance monitoring is conducted after the award of a contract. Duties include attending pre-construction or pre-job meetings, conducting site visits and employee interviews, monitoring subcontractor participation levels via monthly invoicing reports and final summary reports, monitoring payment of prevailing wages, and monitoring apprenticeship utilization.

Staff actively monitors all service-related contracts that include prevailing wage requirements and will report any work to resolve any issues including under payments, misclassification of employees or apprenticeship violations prior to engaging the Division of Labor and Standards Enforcement (DLSE). Table 5 below depicts the compliance related activities conducted by the post-award team:

---

<sup>13</sup> Compliance activity for EEO plan includes request, review, and approval or denial of plan submitted.

**Table 5**

| <b>Compliance Activity</b>              | <b>FY 2018</b> | <b>FY 2019</b> | <b>FY 2020</b>         |
|---|----------------|----------------|------------------------|
| Pre-Construction/Pre-Job Meeting        | 280            | 345            | 561                    |
| Certified Payroll Reviews <sup>14</sup> | 15,669         | 2,213          | 1,285                  |
| Delinquency Notices Sent                | 67             | 4              | 8                      |
| Labor Code Violations                   |                |                |                        |
| Labor Code Violations Sent              | 28             | 0              | 7                      |
| Labor Code Monies Received              | \$51,071       | \$3,026        | \$629.80 <sup>15</sup> |
| Project Site Visits                     |                |                |                        |
| Site Visits Conducted <sup>16</sup>     | 100            | 0              | 4                      |
| Employee Interviews Conducted           | 174            | 0              | 6                      |
| Monthly Invoicing Reports Reviewed      | 451            | 14             | 164                    |
| Monthly Employment Reports Reviewed     | 1481           | 0              | 265                    |
| Final Summary Report (FSR)              |                |                |                        |
| Number of FSRs Received                 | 53             | 108            | 58                     |
| Number of Verifications Sent            | 442            | 508            | 94                     |
| Subcontractor Substitution Requests     | 14             | 4              | 7                      |
| Public Contract Code Violations         | 0              | 1              | 0                      |

As owner of Brown Field Airport and Montgomery Field Airport, the City is a recipient of U.S. Department of Transportation (DOT) Federal Airport funds. As a condition of receiving these funds, the City must establish a Disadvantaged Business Enterprise (DBE) Program in accordance with regulations of the U.S. Department of Transportation (DOT). It is the policy of EOCP to ensure that DBEs, have an equal opportunity to receive and participate in DOT-assisted contracts.

### **Citizen's Equal Opportunity Commission (CEOC)**

EOCP continues to facilitate the monthly meetings of the CEOC on the first Wednesday of each month at 6:00 p.m. During the fourth quarter of FY 2020 meetings were suspended due to COVID-19. The Commission is active in the promotion and support of equal opportunity in contracting and continue to provide valuable input with regards to critical policy decisions that impact equal opportunity.

Duties of the Commission include:

1. Monitor and/or evaluate the City's Equal Opportunity Program;
2. Advise the Mayor, City Council, Civil Service Commission and other appropriate agencies of City government on a continuous basis;

<sup>14</sup> As of July 1, 2018; EOCP only monitors service contracts awarded by P&C that are subject to prevailing wage requirements. Public Works projects subject to prevailing wage are monitored by the Engineering & Capital Projects Prevailing Wage Unit.

<sup>15</sup> Service contracts subject to prevailing wage requirements are generally smaller in value when compared to public works.

<sup>16</sup> Site visits were suspended in the fourth quarter of FY 2020 due to COVID-19 and will remain in place until further notice.

3. Submit written reports to the Rules Committee and City Council for review;
4. Assist in the recruitment of competent historically underrepresented individuals and/or businesses, women and persons with disabilities, and
5. Promote the City as an Equal Opportunity Employer to individuals and firms desiring to contract with the City.

During this fiscal year, CEOC had eight commissioners serving the commission. Currently, three advocacy positions remain to be filled: Native-American, African American, and Disabled. Staff continues to work with the Office of Boards and Commissions to fill all vacant positions.



## Conclusion

EOCP continues to be proud of the progress the team has made during this fiscal year. Staff will continue to work closely with all vendors (construction, consultant, and goods & services) to promote and ensure equal opportunity, economic development, and inclusionary practices via outreach and education.

### City Strategic Plan Goal(s)/Objective(s):

Goal # 3: Create and sustain a resilient and economically prosperous City.

Objective # 3: Diversify and grow the local economy.

### Fiscal Considerations:

N/A

Environmental Impact:

N/A

Equal Opportunity Contracting Information (if applicable):

N/A

Previous Council and/or Committee Actions:

Key Stakeholders and Community Outreach Efforts:

Key Stakeholders include City of San Diego Businesses and Residents.

Claudia C. Abarca

Matthew Vespi

---

Interim Director, Purchasing & Contracting

---

Chief Financial Officer

## OUTREACH EVENTS LOG

| Date                  | Title   | Venue   | Type of Event      | # of Participants |
|-----------------------|---|---|--------------------|-------------------|
| 7/9/2019              | C & C Mentor Protege Program  | San Diego SBDC<br>880 National City Blvd, National City, CA 91950                             | Agency Partnership | 8                 |
| 7/10/2019             | National Black Contractors Chat and Chew  | Black Contractors' Association (BCA)<br>6125 Imperial Avenue, San Diego, CA 92114             | Outreach           | 42                |
| 7/12/2019             | July Meet The Buyers Tour<br>North San Diego Small Business Development Center (North SBDC) | El Corazon Senior Center<br>3302 Senior Center Drive, Oceanside, CA 92011                     | Outreach           | 133               |
| 7/17/2019             | SDUSD Construction Expo   | Kearny High - Stanley Foster School of Engineering<br>1954 Komet Way - San Diego, CA 92111    | Outreach           | 107               |
| 7/18/2019 & 7/19/2019 | CalCon Expo   | Anaheim Convention Center<br>800 W Katella Ave, Anaheim, CA 92802                             | Outreach           | 770               |
| 7/24/2019             | S/ELBE Industry Meeting   | Balboa Park (Casa Del Prado)<br>1800 Prado, San Diego, CA 92101                               | Industry Meeting   | 21                |
| 8/8/2019              | Meet The Buyers Tour<br>North San Diego Small Business Development Center (North SBDC)      | San Marcos Community Center<br>3 Civic Center Drive, San Marcos, CA 92069                     | Outreach           | 94                |
| 8/13/2019             | C & C Mentor Protege Program  | Swinerton Construction<br>16798 W. Bernardo Drive, San Diego, CA 92127                        | Agency Partnership | 5                 |
| 8/14/2019             | National Black Contractors Chat and Chew  | Black Contractors' Association (BCA)<br>6125 Imperial Avenue, San Diego, CA 92114             | Outreach           | 27                |
| 8/27/2019             | UCSD Regional Supplier Diversity Expo 2019  | UC San Diego Price Center West Ballroom   | Outreach           | 109               |
| 9/10/2019             | C & C Mentor Protege Program  | San Diego Association of Governments (SANDAG)<br>401 B Street, Suite 800, San Diego, CA 92101 | Agency Partnership | 14                |
| 9/11/2019             | National Black Contractors Chat and Chew  | Black Contractors' Association (BCA)<br>6125 Imperial Avenue, San Diego, CA 92114             | Outreach           | 59                |
| 9/16/2019             | CALMentor 2020 Cycle Kick-Off Event   | CALTRANS<br>4050 Taylor Street, San Diego, CA 92110   | Agency Partnership | 62                |



|            |  |   |                    |     |
|------------|--|---|--------------------|-----|
| 9/25/2019  | Consultant Industry Meeting  | Balboa Park (Recital Hall)<br>2130 Pan American Rd East, San Diego 92101  | Industry Meeting   | 86  |
| 10/8/2019  | Fall Session - Turner School of Construction Management  | San Diego County Regional Airport Authority (SDCRAA)<br>3225 N. Harbor Drive, 2nd Floor, San Diego, CA 92138    | Outreach           | 30  |
| 10/10/2019 | C & C Mentor Protege Program   | Harold J. Ballard Parent Center<br>2375 Congress Street, San Diego, CA 92110                                    | Agency Partnership | 73  |
| 10/10/2019 | Construction Industry Meeting  | CM & FS Facility<br>9573 Chesapeake Dr. San Diego 92123   | Industry Meeting   | 22  |
| 10/11/2019 | Meet The Buyers Tour - Be The Best!<br>Women's Business Expo<br>North San Diego Small Business Development Center (North SBDC) | SDG&E Energy Innovation Center<br>4760 Clairemont Mesa Blvd., San Diego, CA 92117                               | Outreach           | 183 |
| 10/16/2019 | University of San Diego Procurement Services - Supplier Diversity Fair   | Kroc Institute of Peace & Justice (KIPJ A-D)<br>5998 Alcala Park, San Diego, CA 92110                           | Outreach           | 93  |
| 10/16/2019 | Airport Authority - Meet the Primes  | Balboa Park Club Ballroom<br>2150 Pan American Road West, San Diego, CA 92101                                   | Outreach           | 455 |
| 10/17/2019 | CALMentor Lunch - Review 8th Cycle Applications  | CALTRANS (Wallace Room)<br>4050 Taylor Street, San Diego, CA 92110  | Agency Partnership | 8   |
| 10/23/2019 | S/ELBE Industry Meeting  | Balboa Park (Recital Hall)<br>2130 Pan American Rd East, San Diego 92101  | Industry Meeting   | 86  |
| 10/29/2019 | ChallengeHER San Diego (Oceanside)   | Quantum Learning Network (QLN)<br>1938 Avenida Del Oro, Oceanside, CA 92056                                     | Outreach           | 223 |
| 10/30/2019 | CALTrans District 11's 14th Annual Procurement & Resource Fair   | Balboa Park Club Ballroom<br>2150 Pan American Road West, San Diego, CA 92101                                   | Outreach           | 524 |
| 11/5/2019  | PAC Night Fall Session: Turner School of Construction Management   | Former Commuter Terminal(Airport Administrative office) - 2nd Floor<br>3225 N Harbor Drive, San Diego, CA 92101 | Outreach           | 33  |
| 11/13/2019 | National Black Contractors Chat and Chew   | Black Contractors' Association (BCA)<br>6125 Imperial Avenue, San Diego, CA 92114                               | Outreach           | 27  |

|            |   |  |          |     |
|------------|---|--|----------|-----|
| 11/14/2019 | Meet The Buyers Tour - Honoring and Celebrating Veterans North San Diego Small Business Development Center (North SBDC) | Westin Carlsbad Resort and Spa<br>5480 Grand Pacific Dr., Carlsbad, CA 92008   | Outreach | 123 |
| 12/11/2019 | National Black Contractors Chat and Chew  | Black Contractors' Association (BCA)<br>6125 Imperial Avenue, San Diego, CA 92114                                      | Outreach | 19  |
| 1/8/2020   | National Black Contractors Chat and Chew  | Black Contractors' Association (BCA)<br>6125 Imperial Avenue, San Diego, CA 92114                                      | Outreach | 21  |
| 1/23/2020  | SLBE/ ELBE IT Outreach Event  | Balboa Park (Recital Hall)<br>2130 Pan American Rd East, San Diego 92101   | Outreach | 75  |
| 2/4/2020   | PTAC - SLBE Certification Workshop  | San Diego Contracting Opportunities Center (SDCOC) PTAC<br>880 National City Blvd, Suite 7100, National City, CA 91950 | Training | 19  |
| 2/12/2020  | National Black Contractors Chat and Chew  | Black Contractors' Association (BCA)<br>6125 Imperial Avenue, San Diego, CA 92114                                      | Outreach | 8   |
| 2/13/2020  | Meet The Buyers Tour<br>North San Diego Small Business Development Center (North SBDC)                                  | City of Escondido Council Chambers<br>201 North Broadway, Escondido, CA 92025  | Outreach | 142 |
| 4/7/2020   | Turner School of Construction Management<br>Spring Session Certification/Airport Business                               | Virtual Meeting  | Outreach | 43  |

## FY 20 Contract Awards by SLBE-ELBE Firm

| Firm Name                      | Bid Number        | Project Title   | Certification | Role  | Contract Amount |
|--------------------------------|-------------------|---|---------------|-------|-----------------|
| 3-D Enterprises, Inc.          | K-20-1709-DBB-3-A | Alamo, Salvation, and 68th Street Basins LID Retrofits                    | SLBE          | Prime | \$ 2,119,340.50 |
| AARK Engineering, Inc.         | H166546           | City Heights Pool Reconstruction TO 16AP15                                | SLBE          | Sub   | \$ 2,600.00     |
| AARK Engineering, Inc.         | H166546           | San Diego Fire Rescue Air Operations Hangar 16AP11                        | SLBE          | Sub   | \$ 8,730.00     |
| AARK Engineering, Inc.         | H166714           | Bonita Cove West Improvements TO 16LS14                                   | SLBE          | Sub   | \$ 5,050.00     |
| AARK Engineering, Inc.         | H166714           | Tecolote South Improvements and Adult Fitness Course TO 16LS18            | SLBE          | Sub   | \$ 6,565.00     |
| Affordable Drain Service, Inc. | K-20-1890-DBB-3   | Sewer and AC Water Group 765  | SLBE          | Sub   | \$ 14,960.00    |
| Affordable Pipeline Services   | H176828           | Water and Sewer Group 812 TO 17CR01                                       | SLBE          | Sub   | \$ 58,360.00    |
| Aguirre & Associates           | H156531           | El Cerrito & Rolando Park Green Infrastructure TO 15TK02                  | SLBE          | Sub   | \$ 66,540.00    |
| Aguirre & Associates           | H176827           | Water and Sewer Group Job 965 TO17CPA09                                   | SLBE          | Sub   | \$ 19,684.00    |
| Aguirre & Associates           | H176826           | 73rd Street El Cajon Boulevard to Saranac-Sidewalk                        | SLBE          | Sub   | \$ 8,934.05     |
| Aguirre & Associates           | H176826           | 73rd St from El cajon Blvd to Saranac St Sidewalk 17CD07                  | SLBE          | Sub   | \$ 8,934.05     |
| Aguirre & Associates           | H166715           | John Baca Park 16LSP09  | SLBE          | Sub   | \$ 7,795.00     |
| Aguirre & Associates           | H176826           | Site Improvements Design of Carmel Mission/Solana Highlands 17cd17        | SLBE          | Sub   | \$ 21,630.00    |
| Ahrens Mechanical              | L-17-1511-JOC-2-A | Cass St. Street Light Installation TO05                                   | SLBE          | Prime | \$ 107,416.67   |
| Ahrens Mechanical              | K-20-1869-DBB-3   | Construction of Father Joe Village Shelter                                | SLBE          | Sub   | \$ 97,000.00    |
| AirX Utility Surveyors         | H156531           | El Cerrito & Rolando Park Green Infrastructure TO 15TK02                  | SLBE          | Sub   | \$ 16,140.00    |
| AirX Utility Surveyors         | H166718           | University Ave Fairmont Ave to Euclid Ave complete Street TO 16TM12       | SLBE          | Sub   | \$ 21,190.00    |
| AirX Utility Surveyors         | H176827           | Design Construction Support Services for the Navajo Water Pump Station    | SLBE          | Sub   | \$ 20,025.00    |
| AirX Utility Surveyors         | H156367           | Geotechnical Investigation Sewer and AC Water Group 763 TO 15GT25         | SLBE          | Sub   | \$ 22,660.00    |
| AirX Utility Surveyors         | H176827           | Water and Sewer Group Job 965 TO17CPA09                                   | SLBE          | Sub   | \$ 40,073.43    |
| AirX Utility Surveyors         | H176827           | Street Reconstruction Group 1801 TO17CPA11                                | SLBE          | Sub   | \$ 69,732.16    |
| AirX Utility Surveyors         | H197062           | Design of Streamview Drive Improvements Phase II                          | SLBE          | Sub   | \$ 74,700.00    |
| AirX Utility Surveyors         | H197037           | Design of El Monte Water Transmission Pipeline Rehabilitation             | SLBE          | Sub   | \$ 81,743.64    |
| AirX Utility Surveyors         | H186985           | AC Water and Sewer Group 1049 18TK01                                      | SLBE          | Sub   | \$ 103,600.00   |
| AirX Utility Surveyors         | H186985           | AC Water and Sewer Group 1056 18TK02                                      | SLBE          | Sub   | \$ 32,560.00    |
| Allied Geotechnical            | H156359           | University Heights Water Tower TO 15CI08                                  | ELBE          | Sub   | \$ 27,000.00    |
| Allied Geotechnical            | H166718           | University Ave Fairmont Ave to Euclid Ave complete Street TO 16TM12       | ELBE          | Sub   | \$ 11,030.00    |
| Allied Geotechnical            | H176828           | Water and Sewer Group 812 TO 17CR01                                       | SLBE          | Sub   | \$ 38,500.00    |
| Allied Geotechnical            | H176828           | Bermuda Avenue Coastal Access Replacement TO 17CR04                       | SLBE          | Sub   | \$ 41,500.00    |
| Allied Geotechnical            | H176828           | South Mission Beach Storm Drain Improvements and GI TO 17CR05             | SLBE          | Sub   | \$ 35,000.00    |
| Allied Geotechnical            | H166547           | Fleet Services Facility Improvements TO 16AT13                            | ELBE          | Sub   | \$ 28,300.00    |
| Allied Geotechnical            | H197062           | Design of Streamview Drive Improvements Phase II                          | ELBE          | Sub   | \$ 90,000.00    |
| Allied Geotechnical            | H197073           | Design of Los Pefiasquitos Lagoon Restoration - Phase 1                   | ELBE          | Sub   | \$ 132,816.00   |
| Allied Geotechnical            | H176811           | Sewer and AC Group 793 17TN06   | ELBE          | Sub   | \$ 32,500.00    |
| Alvarez & Shaw, Inc.           | K-19-1821-DBB-3   | Montezuma/Mid-City Pipeline Phase 2 and 70th Alvarado to Saranac Sidewalk | ELBE          | Sub   | \$ 361,828.00   |
| Alvarez & Shaw, Inc.           | K-20-1884-DBB-3   | Bonita Cove West Improvements   | ELBE          | Sub   | \$ 324,000.00   |
| Alvarez & Shaw, Inc.           | K-20-1900-DBB-3   | Street Resurfacing Mission Bay & Pacific Beach Pipeline South             | ELBE          | Sub   | \$ 74,686.00    |
| Alvarez & Shaw, Inc.           | K-20-1717-DBB-3   | Otay Mesa Truck Route Phase IV  | ELBE          | Sub   | \$ 335,543.00   |
| Alvarez & Shaw, Inc.           | K-20-1874-DBB-3   | Villa Monserate Neighborhood Park Upgrades                                | ELBE          | Sub   | \$ 97,900.00    |
| Alvarez & Shaw, Inc.           | K-19-1800-JOC-3   | T1800-006/3rd Ave @ Washington St Traffic Signal                          | ELBE          | Sub   | \$ 15,000.00    |
| Alvarez & Shaw, Inc.           | K-19-1800-JOC-3   | T1800-008/Block 8C UUD (Greater Golden Hill)                              | ELBE          | Sub   | \$ 16,500.00    |
| Alvarez & Shaw, Inc.           | K-19-1800-JOC-3   | India Street at West Palm Hybrid Beacon                                   | ELBE          | Sub   | \$ 6,600.00     |
| Ambrt Services, Inc.           | K-19-1772-JOC-3   | S18007/SMB Sidewalk Replacement   | ELBE          | Sub   | \$ 2,200.00     |
| Ambrt Services, Inc.           | K-19-1772-JOC-3   | S18008/Balboa Park Palisades Phase I                                      | ELBE          | Sub   | \$ 19,500.00    |
| Ambrt Services, Inc.           | K-19-1772-JOC-3   | S18009/Rosecrans Street Median Improvements                               | ELBE          | Sub   | \$ 19,500.00    |
| Aqua Community Relations Group | K-19-1789-DBB-3   | Block 4Y UUP  | ELBE          | Sub   | \$ 97,375.00    |
| Balboa Engineering, Inc.       | H176827           | Water and Sewer Group Job 965 TO17CPA09                                   | ELBE          | Sub   | \$ 23,217.81    |
| Barnett Quality Control        | K-20-1865-MAC-3   | Rancho Penasquitos Improv 1 (MACC Task 1 of K-17-1518-MAC-3)              | SLBE          | Sub   | \$ 14,000.00    |
| BDS Engineering, Inc.          | H166547           | Fleet Services Facility Improvements TO 16AT13                            | ELBE          | Sub   | \$ 42,910.00    |
| Bender Dean Engineering        | H166546           | San Diego Fire Rescue Air Operations Hangar 16AP11                        | ELBE          | Sub   | \$ 18,900.00    |
| Bert W. Salas, Inc.            | K-20-1717-DBB-3   | Otay Mesa Truck Route Phase IV  | SLBE          | Sub   | \$ 759,812.00   |
| Beyaz & Patel                  | H156359           | University Heights Water Tower TO 15CI08                                  | SLBE          | Sub   | \$ 134,140.00   |
| Blackhawk Environmental, Inc.  | H197073           | Design of Los Pefiasquitos Lagoon Restoration - Phase 1                   | ELBE          | Sub   | \$ 84,470.00    |
| BLP Engineerings, Inc.         | H156303           | Phase 2 Demonstration Facility Planning                                   | SLBE          | Sub   | \$ 45,572.00    |
| Bonita Pipeline, Inc.          | K-19-1821-DBB-3   | Montezuma/Mid-City Pipeline Phase 2 and 70th Alvarado to Saranac Sidewalk | SLBE          | Sub   | \$ 5,800,000.00 |
| BSE Engineering                | H187027           | San Diego Fire Rescue & Police Department Training Center                 | SLBE          | Sub   | \$ 300,000.00   |
| BSE Engineering                | H166714           | Bonita Cove West Improvements TO 16LS14                                   | SLBE          | Sub   | \$ 22,170.00    |

| Firm Name                             | Bid Number        | Project Title   | Certification | Role  | Contract Amount |
|---------------------------------------|-------------------|---|---------------|-------|-----------------|
| BSE Engineering                       | H166714           | Tecolote South Improvements and Adult Fitness Course TO 16LS18  | SLBE          | Sub   | \$ 55,201.00    |
| BSE Engineering                       | H176830           | Group Job 952 TO 17CP11   | SLBE          | Sub   | \$ 6,105.00     |
| BSE Engineering                       | H166547           | Fleet Services Facility Improvements TO 16AT13  | SLBE          | Sub   | \$ 128,245.00   |
| BSE Engineering                       | H166714           | North Cove Comfort Station 16LS19   | SLBE          | Sub   | \$ 14,088.00    |
| Busby Biological Services             | H166750           | Biological, Historical, And Engineering Support For The Alvarado Canyon Long Term Access (Lta) Phase II Project | ELBE          | Sub   | \$ 11,392.00    |
| California Asphalt Paving and Grading | K-20-1863-DBB-3   | AC Water & Sewer Group 1044   | ELBE          | Sub   | \$ 38,749.64    |
| California Asphalt Paving and Grading | K-20-1871-DBB-3   | Sewer & AC Water Group 841  | ELBE          | Sub   | \$ 84,615.90    |
| California Asphalt Paving and Grading | K-20-1913-DBB-3   | Remaining Small Diameter CI Water PH 3  | ELBE          | Sub   | \$ 445,824.66   |
| Cats Excavating, Inc.                 | K-20-1864-DBB-3   | North Park Mini Park  | ELBE          | Sub   | \$ 219,170.00   |
| Cats Excavating, Inc.                 | K-20-1874-DBB-3   | Villa Monserate Neighborhood Park Upgrades  | ELBE          | Sub   | \$ 93,600.00    |
| Chen Ryan Associates                  | H156333           | Mission Valley Community Plan Update Mobility Support TO 28   | SLBE          | Prime | \$ 15,000.00    |
| Chen Ryan Associates                  | H156333           | Traffic Engineering Services for the VMT Fee Impact Program and Major Initiatives Public Outreach TO 27         | SLBE          | Prime | \$ 100,990.00   |
| Chen Ryan Associates                  | H1563333          | Development Impact Fee Program Update- Framework Report TO 29   | SLBE          | Prime | \$ 21,240.00    |
| Chen Ryan Associates                  | H1563333          | Transit Amenity Calculator Manual TO 30   | SLBE          | Prime | \$ 3,260.00     |
| Chen Ryan Associates                  | H1563333          | Urban and Mobility Design Services - Task Order #31   | SLBE          | Prime | \$ 17,280.00    |
| Chen Ryan Associates                  | H1563333          | TPA Parking Regulations - Non-Residential Uses Part I TO 32   | SLBE          | Prime | \$ 23,650.00    |
| Chen Ryan Associates                  | H176818           | Kearny Mesa CPU Program Environmental Impact Report (PEIR) TO7  | SLBE          | Sub   | \$ 48,950.00    |
| Chen Ryan Associates                  | H186986           | AC Water & Sewer Group 1040 TO 18PT01   | SLBE          | Sub   | \$ 16,488.08    |
| Chen Ryan Associates                  | H197073           | Design of Los Pefiasquitos Lagoon Restoration - Phase 1   | SLBE          | Sub   | \$ 30,000.00    |
| City Works People + Places, Inc.      | K-17-1587-JOC-3   | 30th St Pipeline Replacement A TO08   | SLBE          | Sub   | \$ 70,110.00    |
| City Works People + Places, Inc.      | K-17-1587-JOC-3   | Plaza de Panama Pipeline Replacement TO12   | SLBE          | Sub   | \$ 200,640.00   |
| CityScope Services, LLC               | K-19-1821-DBB-3   | Montezuma/Mid-City Pipeline Phase 2 and 70th Alvarado to Saranac Sidewalk                                       | ELBE          | Sub   | \$ 87,200.00    |
| CityWorks People + Places, Inc.       | H187004           | 2020 Long-Range Water Resources Plan and 2020 Urban Water Management Plan                                       | SLBE          | Sub   | \$ 84,411.30    |
| CityWorks People + Places, Inc.       | H187030A          | Development of San Pasqual Groundwater Sustainability Plan  | SLBE          | Sub   | \$ 59,091.52    |
| CityWorks People + Places, Inc.       | H176828           | Water and Sewer Group 812 TO 17CR01   | SLBE          | Sub   | \$ 42,635.00    |
| CityWorks People + Places, Inc.       | H197062           | Design of Streamview Drive Improvements Phase II  | SLBE          | Sub   | \$ 74,400.00    |
| CityWorks People + Places, Inc.       | H197073           | Design of Los Pefiasquitos Lagoon Restoration - Phase 1   | SLBE          | Sub   | \$ 43,200.00    |
| CityWorks People + Places, Inc.       | H156303           | Phase 2 Alternatives Refinement Task Order 53   | SLBE          | Sub   | \$ 26,522.00    |
| CityWorks People + Places, Inc.       | H156303           | Task Order No. 54 Program Management  | SLBE          | Sub   | \$ 526,275.00   |
| CityWorks People + Places, Inc.       | H156303           | Services/Engineering Technical Support For The Pure Water Program   | SLBE          | Sub   | \$ 526,275.00   |
| Clark Land Resources, Inc.            | H166608           | Support to City Attorneys for Eminent Domain Proceedings Amendment No. 5 to Task Order No. 2                    | ELBE          | Prime | \$ 10,000.00    |
| Coast Landscaping, Inc.               | K-19-1847-DBB-3   | Police Range Refurbishment Project Phase II   | SLBE          | Sub   | \$ 89,900.00    |
| Coast Landscaping, Inc.               | K-20-1864-DBB-3   | North Park Mini Park  | SLBE          | Sub   | \$ 266,200.00   |
| CODE 3 Media                          | K-17-1587-JOC-3   | CMP Storm Drain Lining TO06   | ELBE          | Sub   | \$ 680.00       |
| CODE 3 Media                          | K-20-1906-DBB-3   | Bay Ho Improv 2A  | ELBE          | Sub   | \$ 1,020.00     |
| CODE 3 Media                          | K-20-1890-DBB-3   | Sewer and AC Water Group 765  | ELBE          | Sub   | \$ 1,360.00     |
| CODE 3 Media                          | K-20-1907-DBB-3   | Remaining Small Diameter CI Water PH 2  | ELBE          | Sub   | \$ 935.00       |
| CODE 3 Media                          | K-20-1824-DBB-3-A | Sewer and AC Water Crown Point West   | ELBE          | Sub   | \$ 3,910.00     |
| CODE 3 Media                          | K-20-1913-DBB-3   | Remaining Small Diameter CI Water PH 3  | ELBE          | Sub   | \$ 2,210.00     |
| Compliance Monitoring Services        | K-20-1907-DBB-3   | Remaining Small Diameter CI Water PH 2  | ELBE          | Sub   | \$ 72,000.00    |
| Cook + Schmid, LLC                    | K-20-1863-DBB-3   | AC Water & Sewer Group 1044   | ELBE          | Sub   | \$ 15,500.00    |
| Cook + Schmid, LLC                    | K-20-1906-DBB-3   | Bay Ho Improv 2A  | ELBE          | Sub   | \$ 17,640.00    |
| Cook + Schmid, LLC                    | K-20-1824-DBB-3-A | Sewer and AC Water Crown Point West   | ELBE          | Sub   | \$ 71,168.00    |
| CTE, Inc.                             | K-19-1856-DBB-3   | Slurry Seal Group 1924  | ELBE          | Sub   | \$ 23,800.00    |
| CTE, Inc.                             | K-19-1789-DBB-3   | Block 4Y UUP  | ELBE          | Sub   | \$ 635,460.00   |
| CTE, Inc.                             | K-20-1872-DBB-3   | Slurry Seal Group 1925  | ELBE          | Sub   | \$ 33,250.00    |
| CTE, Inc.                             | K-19-1800-JOC-3   | FY20 Citywide Traffic Loop Replacement TO07   | ELBE          | Sub   | \$ 68,000.00    |
| Dick Miller, Inc.                     | K-19-1849-DBB-3   | Downtown Complete Streets Implementation Phases 1A-1B-2A  | SLBE          | Prime | \$ 1,462,972.41 |
| Dick Miller, Inc.                     | K-20-1917-DBB-3   | Miramar Rd Interstate 805 Easterly RampsMiramar Rd Interstate 805 Easterly Ramps                                | SLBE          | Sub   | \$ 106,000.00   |
| Dirt Engineering                      | K-20-1815-DBB-3-A | Balboa Park Bud Kearns Aquatic Complex Improvements   | ELBE          | Sub   | \$ 60,000.00    |
| DLG Contractors, Inc.                 | K-19-1847-DBB-3   | Police Range Refurbishment Project Phase II   | ELBE          | Sub   | \$ 4,300.00     |
| DLM Engineering                       | H187030A          | Development of San Pasqual Groundwater Sustainability Plan  | SLBE          | Sub   | \$ 14,772.88    |
| Douglas Matheson & Company            | K-19-1821-DBB-3   | Montezuma/Mid-City Pipeline Phase 2 and 70th Alvarado to Saranac Sidewalk                                       | ELBE          | Sub   | \$ 57,285.00    |
| Douglas Matheson & Company            | K-20-1907-DBB-3   | Remaining Small Diameter CI Water PH 2  | ELBE          | Sub   | \$ 21,340.00    |
| DP Kidz Kamp LLC                      | 10089591-20-L     | Doyle Recreation Center Youth Programs-Afterschool Program, Summer Camps, and Holiday Break Camps-DP Kidz Kamp  | ELBE          | Prime | \$ 3,000,000.00 |
| DuWright Construction, Inc.           | K-18-1750-JOC-3   | San Diego Central Library Boiler Replacement TO5  | ELBE          | Prime | \$ 874,754.62   |
| Easy Flow                             | K-19-1812-DBB-3   | Pipeline Rehabilitation AQ-1  | SLBE          | Sub   | \$ 1,859,375.00 |

| Firm Name  | Bid Number        | Project Title   | Certification | Role  | Contract Amount  |
|--|-------------------|---|---------------|-------|------------------|
| Easy Flow  | K-17-1587-JOC-3   | Accelerated Trunk Sewer Referral Group 1 South TO07   | SLBE          | Sub   | \$ 19,750.00     |
| Easy Flow  | K-20-1868-DBB-3   | Pipeline Rehabilitation AR-1  | SLBE          | Sub   | \$ 1,506,459.00  |
| Easy Flow  | K-20-1844-MAC-3   | AC Water and Sewer Group 1053 (Task 2)  | SLBE          | Sub   | \$ 163,800.00    |
| Easy Flow  | K-20-1898-DBB-3   | Pipeline Rehabilitation AX-1  | SLBE          | Sub   | \$ 904,592.00    |
| EFS Engineering, Inc.                            | H156333           | Traffic Engineering Services for the VMT Fee Impact Program and Major Initiatives Public Outreach TO 27       | ELBE          | Sub   | \$ 45,000.00     |
| EFS Engineering, Inc.                            | H1563333          | Development Impact Fee Program Update- Framework Report TO 29   | ELBE          | Sub   | \$ 13,500.00     |
| El Cajon Grading and Engineering Co., Inc.       | K-20-1833-DBB-3-A | Otay 1st & 2nd Pipelines - West of Highland Ave Phase 1   | SLBE          | Prime | \$ 16,353,172.64 |
| Estrada Land Planning, Inc.                      | H166713           | Sunset Cliffs Natural Park Phase II 16LE11  | ELBE          | Prime | \$ 83,092.75     |
| Estrada Land Planning, Inc.                      | H185789A          | Design of El Camino Real Bridge/Road Widening   | ELBE          | Sub   | \$ 68,591.94     |
| Estrada Land Planning, Inc.                      | H176827           | Design Construction Support Services for the Navajo Water Pump Station  | ELBE          | Sub   | \$ 24,200.00     |
| Estrada Land Planning, Inc.                      | H176827           | Street Reconstruction Group 1801 TO17CPA11  | ELBE          | Sub   | \$ 56,950.00     |
| Estrada Land Planning, Inc.                      | H197062           | Design of Streamview Drive Improvements Phase II  | ELBE          | Sub   | \$ 122,400.00    |
| Estrada Land Planning, Inc.                      | H176826           | Site Improvements Design of Carmel Mission/Solana Highlands 17cd17  | ELBE          | Sub   | \$ 37,890.00     |
| Evairi GIS Consulting                            | H156336           | Mobility Concept III - Mira Mesa Community Plan Update - TO#22  | SLBE          | Sub   | \$ 3,296.00      |
| Excellence Professional                          | 10089549-20-I     | Janitorial Maintenance Service at Civic Center Public Restrooms   | ELBE          | Prime | \$ 750,000.00    |
| FMF Pandion                                      | H197073           | Design of Los Pefiasquitos Lagoon Restoration - Phase 1   | ELBE          | Sub   | \$ 161,705.00    |
| Fordyce Construction, Inc.                       | K-20-1869-DBB-3   | Construction of Father Joe Village Shelter  | .             | Prime | \$ 355,947.00    |
| Fordyce Construction, Inc.                       | K-20-1864-DBB-3   | North Park Mini Park  | SLBE          | Prime |                  |
| Fordyce Construction, Inc.                       | K-20-1853-DBB-3-A | Gamma Street Mini-Park ADA Improvements   | SLBE          | Prime | \$476,928.75     |
| Frank and Son Paving, Inc.                       | K-20-1893-DBB-3   | AC Water and Sewer Group 1023   | ELBE          | Sub   | \$ 630,000.00    |
| Frank and Son Paving, Inc.                       | K-20-1890-DBB-3   | Sewer and AC Water Group 765  | ELBE          | Sub   | \$ 772,773.00    |
| Frank and Son Paving, Inc.                       | K-20-1907-DBB-3   | Remaining Small Diameter CI Water PH 2  | ELBE          | Sub   | \$ 545,000.00    |
| Frank and Son Paving, Inc.                       | K-20-1904-DBB-3   | Water Group 970CI   | ELBE          | Sub   | \$ 1,103,204.00  |
| G. Scott Asphalt, Inc.                           | K-20-1863-DBB-3   | AC Water & Sewer Group 1044   | SLBE          | Sub   | \$ 23,100.00     |
| G. Scott Asphalt, Inc.                           | K-20-1865-MAC-3   | Rancho Penasquitos Improv 1 (MACC Task 1 of K-17-1518-MAC-3)  | SLBE          | Sub   | \$ 354,315.00    |
| G. Scott Asphalt, Inc.                           | K-20-1913-DBB-3   | Remaining Small Diameter CI Water PH 3  | SLBE          | Sub   | \$ 90,550.20     |
| Garbini Landscape                                | H166718           | University Ave Fairmont Ave to Euclid Ave complete Street TO 16TM12   | ELBE          | Sub   | \$ 34,992.00     |
| Gillingham Water Planning and Engineering, Inc.  | H187004           | 2020 Long-Range Water Resources Plan and 2020 Urban Water Management Plan                                     | ELBE          | Sub   | \$ 50,646.78     |
| Golden Triangle Land Surveying, Inc.             | K-19-1832-DBB-3-A | Otay 2nd Pipeline Phase I   | ELBE          | Sub   | \$ 42,860.00     |
| Hoch Consulting                                  | H176943           | Alvarado Trunk Sewer Phase IV Constructability Services TO 17QG01   | ELBE          | Prime | \$ 22,000.00     |
| Hoch Consulting                                  | H176828           | South Mission Beach Storm Drain Improvements and GI TO 17CR05   | ELBE          | Sub   | \$ 58,000.00     |
| Hurricane & Power Fence Co., Inc.                | K-19-1772-JOC-3   | S18003/Regional Arterial Guardrail Group 2 Mission Bay Dr   | ELBE          | Sub   | \$ 70,417.11     |
| Hutchison Mechanical, Inc.                       | K-20-1815-DBB-3-A | Balboa Park Bud Kearns Aquatic Complex Improvements   | ELBE          | Sub   | \$ 116,500.00    |
| Infrastructure MD                                | H197037           | Design of El Monte Water Transmission Pipeline Rehabilitation   | ELBE          | Sub   | \$ 54,495.76     |
| In-line Construction, Inc.                       | K-19-1847-DBB-3   | Police Range Refurbishment Project Phase II   | SLBE          | Sub   | \$ 72,875.00     |
| Jenal Engineering Corporation                    | 10089558-19-G     | Monitoring and Tank Vapor Control Maintenance and Repair  | ELBE          | Prime | \$ 212,955.00    |
| Johnson Tractor                                  | K-19-1738-DBB-3   | Sidewalk Replacement Group 1604   | ELBE          | Sub   | \$ 13,900.00     |
| KCM Group  | H176942           | Pacific Highlands Ranch Library TO 17QK01   | SLBE          | Prime | \$ 20,500.00     |
| K-Company  | K-19-1821-DBB-3   | Montezuma/Mid-City Pipeline Phase 2 and 70th Alvarado to Saranac Sidewalk                                     | ELBE          | Sub   | \$ 265,000.00    |
| Kenny Consulting Services, Inc.                  | H186999           | Hodges Hypolimnetic Oxygenation (HOS) Project TO 2  | ELBE          | Sub   | \$ 309,924.00    |
| Kirk Paving, Inc.                                | K-19-1832-DBB-3-A | Otay 2nd Pipeline Phase I   | SLBE          | Sub   | \$ 734,072.56    |
| Kirk Paving, Inc.                                | K-20-1864-DBB-3   | North Park Mini Park  | SLBE          | Sub   | \$ 23,545.00     |
| Kissinger & Herring, Inc.                        | K-19-1738-DBB-3   | Sidewalk Replacement Group 1604   | SLBE          | Sub   | \$ 60,540.00     |
| Kissinger & Herring, Inc.                        | K-19-1821-DBB-3   | Montezuma/Mid-City Pipeline Phase 2 and 70th Alvarado to Saranac Sidewalk                                     | SLBE          | Sub   | \$ 740,000.00    |
| KLM Project Insights                             | H156303           | Task Order No. 54 Program Management Services/Engineering Technical Support For The Pure Water Program        | ELBE          | Sub   | \$ 149,760.00    |
| Laguna Mountain Environmental, Inc.              | K-17-1587-JOC-3   | Buena Vista Storm Drain Replacement TO05  | ELBE          | Sub   | \$ 23,478.00     |
| LC Tree Service                                  | K-19-1738-DBB-3   | Sidewalk Replacement Group 1604   | ELBE          | Sub   | \$ 47,025.00     |
| LC Tree Service                                  | K-20-1866-DBB-3   | Asphalt Resurfacing Group 1702  | ELBE          | Sub   | \$ 49,250.00     |
| LC Tree Service                                  | K-20-1886-DBB-3   | Sidewalk Replacement Group 1901   | ELBE          | Sub   | \$ 36,550.00     |
| Leopold Biological Services dba Christine Harvey | K-19-1786-DBB-3   | Ashley Falls LG Scale Storm Flow Storage  | SLBE          | Sub   | \$ 8,885.00      |
| Leopold Biological Services dba Christine Harvey | K-20-1765-DBB-3   | ADACA Crown Point Missing Walkways  | SLBE          | Sub   | \$ 10,980.50     |
| LeSar Development Consultants                    | H176820           | Transit Priority Area Housing and Infrastructure Incentive Program and Major Initiative Public Outreach TO 11 | SLBE          | Sub   | \$ 10,000.00     |
| Loveless Linton, Inc.                            | K-17-1587-JOC-3   | Mountain View Accelerated TO09  | SLBE          | Sub   | \$ 12,221.89     |
| Loveless Linton, Inc.                            | K-19-1847-DBB-3   | Police Range Refurbishment Project Phase II   | SLBE          | Sub   | \$ 17,650.00     |

| Firm Name                       | Bid Number        | Project Title   | Certification | Role  | Contract Amount |
|---------------------------------|-------------------|---|---------------|-------|-----------------|
| Loveless Linton, Inc.           | K-17-1587-JOC-3   | Plaza de Panama Pipeline Replacement TO12                                 | SLBE          | Sub   | \$ 30,555.92    |
| Loveless Linton, Inc.           | K-20-1824-DBB-3-A | Sewer and AC Water Crown Point West                                       | SLBE          | Sub   | \$ 178,519.75   |
| Ludwig Masonry                  | K-20-1917-DBB-3   | Miramar Rd Interstate 805 Easterly RampsMiramar Rd                        | ELBE          | Sub   | \$ 56,610.00    |
| Martin & Libby Engineers, Inc.  | H176828           | Water and Sewer Group 812 TO 17CR01                                       | SLBE          | Sub   | \$ 15,940.00    |
| Martin & Libby Engineers, Inc.  | H166547           | Fleet Services Facility Improvements TO 16AT13                            | SLBE          | Sub   | \$ 122,700.00   |
| Marum Partnership               | H197037           | Design of El Monte Water Transmission Pipeline Rehabilitation             | ELBE          | Sub   | \$ 54,495.76    |
| Masson and Assoc                | H187027           | San Diego Fire Rescue & Police Department Training Center                 | SLBE          | Sub   | \$ 75,000.00    |
| Maxim Construction Co.          | K-19-1832-DBB-3-A | Otay 2nd Pipeline Phase I   | ELBE          | Sub   | \$ 761,220.00   |
| Maxim Construction Co.          | K-20-1865-MAC-3   | Rancho Penasquitos Improv 1 (MACC Task 1 of K-17-1518-MAC-3)              | ELBE          | Sub   | \$ 560,621.00   |
| McGrath Consulting              | K-19-1808-DBB-3   | Manzana Storm Drain and Water Replacement                                 | ELBE          | Sub   | \$ 575.00       |
| McGrath Consulting              | K-19-1846-DBB-3   | Hotel Circle CI & AC Accelerated Replacement                              | ELBE          | Sub   | \$ 3,075.00     |
| McGrath Consulting              | K-17-1587-JOC-3   | 30th St Pipeline Replacement A TO08                                       | ELBE          | Sub   | \$ 600.00       |
| McGrath Consulting              | K-17-1587-JOC-3   | Accelerated Trunk Sewer Referral Group 1 South TO07                       | ELBE          | Sub   | \$ 600.00       |
| McGrath Consulting              | K-17-1587-JOC-3   | Mountain View Accelerated TO09  | ELBE          | Sub   | \$ 600.00       |
| McGrath Consulting              | K-17-1587-JOC-3   | CMP Storm Drain Lining TO06   | ELBE          | Sub   | \$ 550.00       |
| McGrath Consulting              | K-19-1847-DBB-3   | Police Range Refurbishment Project Phase II                               | ELBE          | Sub   | \$ 575.00       |
| McGrath Consulting              | K-20-1871-DBB-3   | Sewer & AC Water Group 841  | ELBE          | Sub   | \$ 600.00       |
| McGrath Consulting              | K-17-1587-JOC-3   | Buena Vista Storm Drain Replacement TO05                                  | ELBE          | Sub   | \$ 500.00       |
| McGrath Consulting              | K-17-1587-JOC-3   | Park Villa Dr. Water & Sewer Main Repl. TO11                              | ELBE          | Sub   | \$ 600.00       |
| McGrath Consulting              | K-17-1587-JOC-3   | Plaza de Panama Pipeline Replacement TO12                                 | ELBE          | Sub   | \$ 600.00       |
| McGrath Consulting              | K-20-1765-DBB-3   | ADACA Crown Point Missing Walkways  | ELBE          | Sub   | \$ 600.00       |
| McGrath Consulting              | K-20-1875-DBB-3   | AC Water Group 1059   | ELBE          | Sub   | \$ 550.00       |
| McGrath Consulting              | K-20-1838-DBB-3-A | Pipeline Rehabilitation AV-1  | ELBE          | Sub   | \$ 600.00       |
| McGrath Consulting              | K-20-1900-DBB-3   | Street Resurfacing Mission Bay & Pacific Beach Pipeline South             | ELBE          | Sub   | \$ 650.00       |
| McGrath Consulting              | K-20-1890-DBB-3   | Sewer and AC Water Group 765  | ELBE          | Sub   | \$ 5,165.00     |
| McGrath Consulting              | K-20-1907-DBB-3   | Remaining Small Diameter CI Water PH 2                                    | ELBE          | Sub   | \$ 6,000.00     |
| McGrath Consulting              | K-20-1824-DBB-3-A | Sewer and AC Water Crown Point West                                       | ELBE          | Sub   | \$ 50,000.00    |
| McGrath Consulting              | K-20-1913-DBB-3   | Remaining Small Diameter CI Water PH 3                                    | ELBE          | Sub   | \$ 600.00       |
| McLeod Trucking                 | K-19-1789-DBB-3   | Block 4Y UUP  | SLBE          | Sub   | \$ 260,000.00   |
| McLeod Trucking                 | K-19-1832-DBB-3-A | Otay 2nd Pipeline Phase I   | SLBE          | Sub   | \$ 528,624.00   |
| Merkel & Associates, Inc.       | H176828           | South Mission Beach Storm Drain Improvements and GI TO 17CR05             | SLBE          | Sub   | \$ 29,347.00    |
| Michael R. Welch                | H187004           | 2020 Long-Range Water Resources Plan and 2020 Urban Water Management Plan | ELBE          | Sub   | \$ 8,441.13     |
| Michael Welch                   | H156303           | Phase 2 Alternatives Refinement Task Order 53                             | ELBE          | Sub   | \$ 8,360.00     |
| Michael Welch                   | H156303           | Task Order No. 56 - Phase 1 Regulatory Support Services                   | ELBE          | Sub   | \$ 92,800.00    |
| Miramar General Engineering     | K-20-1886-DBB-3   | Sidewalk Replacement Group 1901   | ELBE          | Prime | \$ 851,601.50   |
| Miramar General Engineering     | L-20-1851-DBB-2   | Adams Ave & 49th St Splitter Islands                                      | ELBE          | Prime | \$ 194,689.00   |
| Miramar General Engineering     | K-20-1839-DBB-3   | San Diego Mission Rd w/o Fairmont Sidewalk                                | ELBE          | Prime | \$ 227,134.76   |
| Miramar General Engineering     | K-19-1812-DBB-3   | Pipeline Rehabilitation AQ-1  | ELBE          | Sub   | \$ 68,450.00    |
| Miramar General Engineering     | K-17-1587-JOC-3   | CMP Storm Drain Lining TO06   | ELBE          | Sub   | \$ 68,650.00    |
| Miramar General Engineering     | K-19-1789-DBB-3   | Block 4Y UUP  | ELBE          | Sub   | \$ 130,850.00   |
| Miramar General Engineering     | K-20-1871-DBB-3   | Sewer & AC Water Group 841  | ELBE          | Sub   | \$ 380,438.50   |
| Miramar General Engineering     | K-17-1587-JOC-3   | Buena Vista Storm Drain Replacement TO05                                  | ELBE          | Sub   | \$ 141,950.00   |
| Miramar General Engineering     | K-20-1875-DBB-3   | AC Water Group 1059   | ELBE          | Sub   | \$ 96,780.00    |
| Miramar General Engineering     | K-20-1838-DBB-3-A | Pipeline Rehabilitation AV-1  | ELBE          | Sub   | \$ 471,208.00   |
| Miramar General Engineering     | K-20-1895-DBB-3   | Loma Palisades SL Series Circuit Conv                                     | ELBE          | Sub   | \$ 51,200.00    |
| Miramar General Engineering     | K-20-1893-DBB-3   | AC Water and Sewer Group 1023   | ELBE          | Sub   | \$ 260,000.00   |
| Miramar General Engineering     | K-20-1865-MAC-3   | Rancho Penasquitos Improv 1 (MACC Task 1 of K-17-1518-MAC-3)              | ELBE          | Sub   | \$ 125,980.00   |
| Miramar General Engineering     | K-20-1890-DBB-3   | Sewer and AC Water Group 765  | ELBE          | Sub   | \$ 187,690.00   |
| Miramar General Engineering     | K-20-1907-DBB-3   | Remaining Small Diameter CI Water PH 2                                    | ELBE          | Sub   | \$ 172,250.00   |
| Miramar General Engineering     | K-20-1844-MAC-3   | AC Water and Sewer Group 1053 (Task 2)                                    | ELBE          | Sub   | \$ 1,068,745.00 |
| Miramar General Engineering     | K-20-1904-DBB-3   | Water Group 970CI   | ELBE          | Sub   | \$ 542,150.00   |
| Miramar General Engineering     | K-18-1543-JOC-3   | SP1543S-003/Peninsula St. Paving G1                                       | ELBE          | Sub   | \$ 48,150.00    |
| Moor Electric, Inc.             | K-20-1815-DBB-3-A | Balboa Park Bud Kearns Aquatic Complex Improvements                       | ELBE          | Sub   | \$ 54,877.00    |
| Moshiri DBA Delta Builders      | L-19-1774-JOC-2   | La Jolla Recreation Center Basketball Courts TO04                         | ELBE          | Prime |                 |
| Naturescape Services, Inc.      | 10089368-19-D     | Landscape Services for TSW  | SLBE          | Prime | \$ 1,650,235.00 |
| NWB Environmental Services, LLC | H156478           | Lobrico Court Channel Replacement (Archy) TO 16                           | SLBE          | Sub   | \$ 4,335.00     |
| O'Day Consultants, Inc.         | H156449           | Accelerated Sewer Referral Group 851 TO 28                                | SLBE          | Prime | \$ 127,311.02   |
| O'Day Consultants, Inc.         | H156449           | Sewer Group 836 Pipeline Rehab TO 29                                      | SLBE          | Prime | \$ 154,081.81   |
| O'Day Consultants, Inc.         | H156449           | Laurel Ridge Court Storm Drain TO 30                                      | SLBE          | Prime | \$ 17,071.44    |
| O'Day Consultants, Inc.         | H156449           | Lake Murray Improv 2 TO 31  | SLBE          | Prime | \$ 200,481.88   |
| O'Day Consultants, Inc.         | H197073           | Design of Los Pefiasquitos Lagoon Restoration - Phase 1                   | SLBE          | Sub   | \$ 18,357.00    |
| O'Day Consultants, Inc.         | H187009           | Miramar Reservoir Public Parking Lot Improvements To 2                    | SLBE          | Sub   | \$ 93,858.00    |
| Oldcastle Infrastructure        | K-17-1587-JOC-3   | Buena Vista Storm Drain Replacement TO05                                  | ELBE          | Sub   | \$ 22,772.13    |
| P. Teixeira Construction, Inc.  | K-20-1815-DBB-3-A | Balboa Park Bud Kearns Aquatic Complex Improvements                       | ELBE          | Sub   | \$ 53,400.00    |
| P. Teixeira Construction, Inc.  | K-20-1853-DBB-3-A | Gamma Street Mini-Park ADA Improvements                                   | ELBE          | Sub   | \$ 32,300.00    |



| Firm Name                                | Bid Number              | Project Title  | Certification | Role  | Contract Amount |
|--|-------------------------|--|---------------|-------|-----------------|
| Pacific Drilling Co.                     | H156367                 | Geotechnical Investigation Sewer and AC Water Group 763 TO 15GT25                | SLBE          | Sub   | \$ 9,909.00     |
| PanGIS, Inc.                             | H197073                 | Design of Los Pefiasquitos Lagoon Restoration - Phase 1                          | ELBE          | Sub   | \$ 127,080.00   |
| PanGIS, Inc.                             | K-20-1765-DBB-3         | ADACA Crown Point Missing Walkways   | ELBE          | Sub   | \$ 16,000.00    |
| Parada Painting, Inc.                    | K-19-1809-DBB-3         | Ultraviolet Disinfection System Replacement                                      | SLBE          | Sub   | \$ 38,000.00    |
| Paradigm Environmental, Inc.             | H187004                 | 2020 Long-Range Water Resources Plan and 2020 Urban Water Management Plan        | SLBE          | Sub   | \$ 33,764.52    |
| Paradigm Environmental, Inc.             | H166751                 | Restoration Implementation For The Sander Mitigation Project To 19               | SLBE          | Sub   | \$ 34,459.00    |
| Payco Specialties, Inc.                  | K-19-1836-EMR-3         | 7980 Park Village Rd SD Emergency  | SLBE          | Sub   | \$ 5,600.00     |
| Payco Specialties, Inc.                  | K-19-1846-DBB-3         | Hotel Circle CI & AC Accelerated Replacement                                     | SLBE          | Sub   | \$ 12,625.00    |
| Payco Specialties, Inc.                  | K-17-1587-JOC-3         | 30th St Pipeline Replacement A TO08  | SLBE          | Sub   | \$ 17,171.50    |
| Payco Specialties, Inc.                  | K-17-1587-JOC-3         | Mountain View Accelerated TO09   | SLBE          | Sub   | \$ 5,750.00     |
| Payco Specialties, Inc.                  | K-19-1778-DBB-3         | Off/On FHWA System Bridge Rehabilitation   | SLBE          | Sub   | \$ 49,824.81    |
| Payco Specialties, Inc.                  | K-19-1789-DBB-3         | Block 4Y UUP   | SLBE          | Sub   | \$ 16,730.00    |
| Payco Specialties, Inc.                  | K-20-1833-DBB-3-A       | Otay 1st & 2nd Pipelines - West of Highland Ave Phase 1                          | SLBE          | Sub   | \$ 55,348.80    |
| Payco Specialties, Inc.                  | K-20-1872-DBB-3         | Slurry Seal Group 1925   | SLBE          | Sub   | \$ 215,782.51   |
| Payco Specialties, Inc.                  | K-19-1832-DBB-3-A       | Otay 2nd Pipeline Phase I  | SLBE          | Sub   | \$ 17,448.40    |
| Payco Specialties, Inc.                  | K-20-1871-DBB-3         | Sewer & AC Water Group 841   | SLBE          | Sub   | \$ 17,447.20    |
| Payco Specialties, Inc.                  | K-17-1587-JOC-3         | Plaza de Panama Pipeline Replacement TO12  | SLBE          | Sub   | \$ 4,125.00     |
| Payco Specialties, Inc.                  | K-20-1889-DBB-3         | Slurry Seal Group 2021   | SLBE          | Sub   | \$ 146,484.06   |
| Payco Specialties, Inc.                  | K-20-1875-DBB-3         | AC Water Group 1059  | SLBE          | Sub   | \$ 8,231.56     |
| Payco Specialties, Inc.                  | K-20-1838-DBB-3-A       | Pipeline Rehabilitation AV-1   | SLBE          | Sub   | \$ 4,791.00     |
| Payco Specialties, Inc.                  | K-20-1905-DBB-3         | Slurry Seal Group 2022   | SLBE          | Sub   | \$ 285,404.21   |
| Payco Specialties, Inc.                  | K-20-1906-DBB-3         | Bay Ho Improv 2A   | SLBE          | Sub   | \$ 3,400.00     |
| Payco Specialties, Inc.                  | K-20-1893-DBB-3         | AC Water and Sewer Group 1023  | SLBE          | Sub   | \$ 21,862.00    |
| Payco Specialties, Inc.                  | K-20-1937-EMR-1         | Montgomery-Gibbs Taxiway Emergency   | SLBE          | Sub   | \$ 9,500.00     |
| Payco Specialties, Inc.                  | K-20-1865-MAC-3         | Rancho Penasquitos Improv 1 (MACC Task 1 of K-17-1518-MAC-3)                     | SLBE          | Sub   | \$ 38,162.56    |
| Payco Specialties, Inc.                  | K-20-1890-DBB-3         | Sewer and AC Water Group 765   | SLBE          | Sub   | \$ 17,411.00    |
| Payco Specialties, Inc.                  | K-20-1907-DBB-3         | Remaining Small Diameter CI Water PH 2   | SLBE          | Sub   | \$ 43,528.40    |
| Payco Specialties, Inc.                  | K-20-1917-DBB-3         | Miramar Rd Interstate 805 Easterly RampsMiramar Rd Interstate 805 Easterly Ramps | ELBE          | Sub   | \$ 9,057.00     |
| Payco Specialties, Inc.                  | K-20-1844-MAC-3         | AC Water and Sewer Group 1053 (Task 2)   | SLBE          | Sub   | \$ 34,262.97    |
| Payco Specialties, Inc.                  | K-20-1904-DBB-3         | Water Group 970CI  | SLBE          | Sub   | \$ 15,330.00    |
| Payco Specialties, Inc.                  | K-20-1824-DBB-3-A       | Sewer and AC Water Crown Point West  | SLBE          | Sub   | \$ 34,635.00    |
| Payco Specialties, Inc.                  | K-20-1913-DBB-3         | Remaining Small Diameter CI Water PH 3   | SLBE          | Sub   | \$ 12,415.00    |
| Payco Specialties, Inc.                  | K-19-1800-JOC-3         | T1800-006/3rd Ave @ Washington St Traffic Signal                                 | SLBE          | Sub   | \$ 10,000.00    |
| Payco Specialties, Inc.                  | K-18-1543-JOC-3 (South) | SP1543S-002/Kensington Talmage Paving Group 1                                    | SLBE          | Sub   | \$ 89,478.61    |
| Payco Specialties, Inc.                  | K-19-1800-JOC-3         | India Street at West Palm Hybrid Beacon  | SLBE          | Sub   | \$ 8,900.00     |
| Payco Specialties, Inc.                  | K-18-1543-JOC-3         | SP1543S-003/Peninsula St. Paving G1  | SLBE          | Sub   | \$ 70,477.79    |
| PCG Utility Consultants, Inc.            | H185789A                | Design of El Camino Real Bridge/Road Widening                                    | ELBE          | Sub   | \$ 7,349.14     |
| PCG Utility Consultants, Inc.            | H166546                 | City Heights Pool Reconstruction TO 16AP15                                       | ELBE          | Sub   | \$ 1,817.00     |
| PCG Utility Consultants, Inc.            | H176828                 | University Avenue Mobility Project TO 17CR10                                     | ELBE          | Sub   | \$ 2,500.00     |
| PCG Utility Consultants, Inc.            | H176828                 | Water and Sewer Group 812 TO 17CR01  | ELBE          | Sub   | \$ 40,975.00    |
| Photo Geodetic                           | H166646                 | College West Improv 2 TO 58  | SLBE          | Sub   | \$ 6,000.00     |
| Photo Geodetic                           | H166646                 | La Jolla Improv 1 To 49  | SLBE          | Sub   | \$ 12,250.00    |
| Photo Geodetic                           | H166646                 | Clairemont Mesa West Improv 1 To 67  | SLBE          | Sub   | \$ 10,500.00    |
| Photo Geodetic Corporation               | K-20-1844-MAC-3         | AC Water and Sewer Group 1053 (Task 2)   | SLBE          | Sub   | \$ 10,000.00    |
| Pi Environmental, LLC                    | H197073                 | Design of Los Pefiasquitos Lagoon Restoration - Phase 1                          | ELBE          | Sub   | \$ 73,000.00    |
| Piperin Corporation                      | K-20-1875-DBB-3         | AC Water Group 1059  | SLBE          | Sub   | \$ 488,650.00   |
| Piperin Corporation                      | K-20-1844-MAC-3         | AC Water and Sewer Group 1053 (Task 2)   | SLBE          | Sub   | \$ 1,304,600.00 |
| Piperin Corporation                      | K-20-1824-DBB-3-A       | Sewer and AC Water Crown Point West  | SLBE          | Sub   | \$ 4,680,000.00 |
| Piperin Corporation                      | K-20-1898-DBB-3         | Pipeline Rehabilitation AX-1   | SLBE          | Sub   | \$ 361,000.00   |
| Platt/Whitelaw Architects, Inc.          | H166546                 | City Heights Pool Reconstruction TO 16AP15                                       | SLBE          | Prime | \$ 451,249.00   |
| Platt/Whitelaw Architects, Inc.          | H166546                 | San Diego Fire Rescue Air Operations Hangar 16AP11                               | SLBE          | Prime | \$ 391,825.40   |
| Platt/Whitelaw Architects, Inc.          | H197106                 | Mission Bay Athletic Area Comfort Station Modernization                          | SLBE          | Prime | \$ 70,196.00    |
| Platt/Whitelaw Architects, Inc.          | H166714                 | Tecolote South Improvements and Adult Fitness Course TO 16LS18                   | SLBE          | Sub   | \$ 69,979.00    |
| Pro Link Engineering, Inc.               | K-20-1824-DBB-3-A       | Sewer and AC Water Crown Point West  | SLBE          | Sub   | \$ 12,225.22    |
| Puzzullo Consulting                      | H197037                 | Design of El Monte Water Transmission Pipeline Rehabilitation                    | ELBE          | Sub   | \$ 81,743.64    |
| Q.S.B. Construction                      | K-20-1864-DBB-3         | North Park Mini Park   | SLBE          | Sub   | \$ 516,803.00   |
| Quality Construction & Engineering, Inc. | K-19-1808-DBB-3         | Manzana Storm Drain and Water Replacement  | SLBE          | Sub   | \$ 148,348.35   |
| Quality Construction & Engineering, Inc. | K-19-1846-DBB-3         | Hotel Circle CI & AC Accelerated Replacement                                     | SLBE          | Sub   | \$ 230,269.80   |
| Quality Construction & Engineering, Inc. | K-19-1856-DBB-3         | Slurry Seal Group 1924   | SLBE          | Sub   | \$ 599,890.00   |
| Quality Construction & Engineering, Inc. | K-17-1587-JOC-3         | 30th St Pipeline Replacement A TO08  | SLBE          | Sub   | \$ 246,726.57   |
| Quality Construction & Engineering, Inc. | K-17-1587-JOC-3         | Mountain View Accelerated TO09   | SLBE          | Sub   | \$ 173,007.37   |
| Quality Construction & Engineering, Inc. | K-20-1872-DBB-3         | Slurry Seal Group 1925   | SLBE          | Sub   | \$ 634,420.00   |

| Firm Name                                | Bid Number        | Project Title   | Certification | Role  | Contract Amount |
|--|-------------------|---|---------------|-------|-----------------|
| Quality Construction & Engineering, Inc. | K-17-1587-JOC-3   | Park Villa Dr. Water & Sewer Main Repl. TO11  | SLBE          | Sub   | \$ 155,888.90   |
| Quality Construction & Engineering, Inc. | K-20-1889-DBB-3   | Slurry Seal Group 2021  | SLBE          | Sub   | \$ 1,218,000.00 |
| Quality Construction & Engineering, Inc. | K-20-1905-DBB-3   | Slurry Seal Group 2022  | SLBE          | Sub   | \$ 1,142,761.00 |
| Quality Infrastructure Corporation       | H185789A          | Design of El Camino Real Bridge/Road Widening   | SLBE          | Sub   | \$ 17,147.98    |
| Quality Infrastructure Corporation       | H156531           | El Cerrito & Rolando Park Green Infrastructure TO 15TK02  | SLBE          | Sub   | \$ 27,865.00    |
| Rancho Land Services                     | H197037           | Design of El Monte Water Transmission Pipeline Rehabilitation   | ELBE          | Sub   | \$ 136,239.40   |
| Rec Trucking, Inc.                       | K-20-1863-DBB-3   | AC Water & Sewer Group 1044   | ELBE          | Sub   | \$ 42,000.00    |
| Rec Trucking, Inc.                       | K-20-1871-DBB-3   | Sewer & AC Water Group 841  | ELBE          | Sub   | \$ 20,000.00    |
| Rec Trucking, Inc.                       | K-17-1587-JOC-3   | Buena Vista Storm Drain Replacement TO05  | ELBE          | Sub   | \$ 20,000.00    |
| Rec Trucking, Inc.                       | K-20-1913-DBB-3   | Remaining Small Diameter CI Water PH 3  | ELBE          | Sub   | \$ 25,000.00    |
| Red Tail Environmental                   | K-19-1786-DBB-3   | Ashley Falls LG Scale Storm Flow Storage  | SLBE          | Sub   | \$ 4,635.00     |
| Red Tail Environmental                   | K-19-1821-DBB-3   | Montezuma/Mid-City Pipeline Phase 2 and 70th Alvarado to Saranac Sidewalk                                       | ELBE          | Sub   | \$ 47,410.00    |
| Red Tail Environmental                   | K-20-1839-DBB-3   | San Diego Mission Rd w/o Fairmont Sidewalk  | ELBE          | Sub   | \$ 9,800.00     |
| Red Tail Environmental                   | K-20-1913-DBB-3   | Remaining Small Diameter CI Water PH 3  | ELBE          | Sub   | \$ 9,530.00     |
| Red Tail Research & Monitoring, Inc.     | H156477           | Damon Ave. - Boring archy monitoring TO 27  | ELBE          | Sub   | \$ 1,000.00     |
| Red Tail Research & Monitoring, Inc.     | H166750           | Environmental Support For The Dam Maintenance Program To 20   | ELBE          | Sub   | \$ 6,656.00     |
| Red Tail Research & Monitoring, Inc.     | H166750           | Biological, Historical, And Engineering Support For The Alvarado Canyon Long Term Access (Lta) Phase Ii Project | ELBE          | Sub   | \$ 9,600.00     |
| RF Yeager Engineering, Inc.              | K-20-1865-MAC-3   | Rancho Penasquitos Improv 1 (MACC Task 1 of K-17-1518-MAC-3)  | ELBE          | Sub   | \$ 16,500.00    |
| RGC General Engineering                  | K-18-6888-JOC-3-A | UU525 Block 4J1 Job 1 (Chollas Area) TO3  | ELBE          | Sub   | \$ 180,965.00   |
| RGC General Engineering                  | K-18-6888-JOC-3-A | UU525 Block 4J1 Job 2 (Chollas Area) TO4  | ELBE          | Sub   | \$ 146,285.00   |
| RGC General Engineering                  | K-18-6888-JOC-3-A | UU854 Block 2BB Job 1 (Crown Point) TO05  | ELBE          | Sub   | \$ 101,025.00   |
| RGC General Engineering                  | K-18-6888-JOC-3-A | UU854 Block 2BB Job 2 (Crown Point) TO06  | ELBE          | Sub   | \$ 145,065.00   |
| River Focus, Inc.                        | H197073           | Design of Los Pefiasquitos Lagoon Restoration - Phase 1   | ELBE          | Sub   | \$ 201,927.00   |
| Rocks Biological Consulting, Inc.        | H176818           | Environmental Professional Service-EIR Phase 1 - Task Order #9  | ELBE          | Sub   | \$ 8,955.00     |
| Rocks Biological Consulting, Inc.        | H166750           | Environmental Support For The Dam Maintenance Program To 20   | ELBE          | Sub   | \$ 96,664.00    |
| Rocks Biological Consulting, Inc.        | H166750           | Biological Support For The Rancho Bernardo Palm Tree Removal Project  | ELBE          | Sub   | \$ 8,580.00     |
| Ross Engineering Group, Inc.             | H197037           | Design of El Monte Water Transmission Pipeline Rehabilitation   | ELBE          | Sub   | \$ 81,743.64    |
| San Diego Aerial Survey                  | K-20-1865-MAC-3   | Rancho Penasquitos Improv 1 (MACC Task 1 of K-17-1518-MAC-3)  | ELBE          | Sub   | \$ 4,500.00     |
| San Diego Power Clean                    | 10089360-19-L     | San Diego Power Clean_Sweeping and Power Washing at OB Pier   | ELBE          | Prime | \$ 205,700.00   |
| San Dieguito Engineering, Inc.           | H176827           | San Diego River Dredging at Qualcomm Way TO 17CPA13   | SLBE          | Sub   | \$ 36,790.00    |
| San Dieguito Engineering, Inc.           | H207128           | MBC Storm Water Diversion Project   | SLBE          | Sub   | \$ 12,075.00    |
| Schaefer Ecological Solutions            | H166714           | North Cove Comfort Station 16LS19   | ELBE          | Prime | \$ 65,985.00    |
| Schaefer Ecological Solutions            | H197062           | Design of Streamview Drive Improvements Phase II  | ELBE          | Sub   | \$ 19,500.00    |
| Schmidt Design Group, Inc.               | H166714           | Bonita Cove West Improvements TO 16LS14   | SLBE          | Prime | \$ 237,100.00   |
| Schmidt Design Group, Inc.               | H166714           | Tecolote South Improvements and Adult Fitness Course TO 16LS18  | SLBE          | Prime | \$ 346,969.00   |
| Schmidt Design Group, Inc.               | H197073           | Design of Los Pefiasquitos Lagoon Restoration - Phase 1   | SLBE          | Sub   | \$ 107,585.00   |
| SCST                                     | H156531           | El Cerrito & Rolando Park Green Infrastructure TO 15TK02  | SLBE          | Sub   | \$ 27,340.00    |
| SCST                                     | H176827           | Design Construction Support Services for the Navajo Water Pump Station  | SLBE          | Sub   | \$ 24,354.00    |
| SCST                                     | H176827           | Water and Sewer Group Job 965 TO17CPA09   | SLBE          | Sub   | \$ 24,759.00    |
| SCST                                     | H176827           | San Diego River Dredging at Qualcomm Way TO 17CPA13   | SLBE          | Sub   | \$ 29,670.00    |
| SCST                                     | H176827           | Street Reconstruction Group 1801 TO17CPA11  | SLBE          | Sub   | \$ 16,920.00    |
| SCST                                     | H176826           | Pressure Reducing Stations Upgrades Ph 1  | SLBE          | Sub   | \$ 11,834.70    |
| SCST, LLC                                | H186985           | AC Water and Sewer Group 1049 18TK01  | SLBE          | Sub   | \$ 54,592.00    |
| Snyder Geologic, Inc.                    | H187030A          | Development of San Pasqual Groundwater Sustainability Plan  | ELBE          | Sub   | \$ 73,864.40    |
| Soclaris Contracting                     | K-19-1846-DBB-3   | Hotel Circle CI & AC Accelerated Replacement  | SLBE          | Sub   | \$ 9,550.00     |
| Soclaris Contracting                     | K-20-1890-DBB-3   | Sewer and AC Water Group 765  | SLBE          | Sub   | \$ 31,500.00    |
| Soclaris Contracting                     | K-20-1907-DBB-3   | Remaining Small Diameter CI Water PH 2  | SLBE          | Sub   | \$ 12,240.00    |
| Soclaris Contracting                     | K-20-1824-DBB-3-A | Sewer and AC Water Crown Point West   | SLBE          | Sub   | \$ 395,189.00   |
| Solid Structures                         | K-19-1786-DBB-3   | Ashley Falls LG Scale Storm Flow Storage  | ELBE          | Sub   | \$ 44,200.00    |
| Solid Structures                         | K-17-1587-JOC-3   | Buena Vista Storm Drain Replacement TO05  | ELBE          | Sub   | \$ 39,150.00    |
| Solid Structures                         | K-20-1907-DBB-3   | Remaining Small Diameter CI Water PH 2  | ELBE          | Sub   | \$ 248,000.00   |
| Southland Surveying                      | H156448           | Accelerated Pipeline Rehab Group 846 TO 29  | SLBE          | Sub   | \$ 46,483.20    |
| Southland Surveying                      | H156448           | Morena Improv 1 TO 40   | SLBE          | Sub   | \$ 30,792.20    |
| Southland Surveying                      | H156448           | Morena Improv 1 TO 40   | SLBE          | Sub   | \$ 51,528.40    |
| Southland Surveying                      | H156448           | Accerlerated Sewer Referral Group 852 TO 34   | SLBE          | Sub   | \$ 21,343.20    |



| Firm Name                              | Bid Number              | Project Title   | Certification | Role  | Contract Amount |
|--|-------------------------|---|---------------|-------|-----------------|
| Southland Surveying                    | H156448                 | College West Improv 2 TO 39   | SLBE          | Sub   | \$ 64,722.60    |
| Southwest Traffic Signal Service, Inc. | L-19-1817-JOC-2         | TS1817-001/Baker St./Shawnee Rd UUP                                       | SLBE          | Prime | \$ 118,780.75   |
| Southwest Traffic Signal Service, Inc. | K-17-1587-JOC-3         | 30th St Pipeline Replacement A TO08                                       | SLBE          | Sub   | \$ 72,288.00    |
| Southwest Traffic Signal Service, Inc. | K-19-1778-DBB-3         | Off/On FHWA System Bridge Rehabilitation                                  | SLBE          | Sub   | \$ 5,950.00     |
| Southwest Traffic Signal Service, Inc. | K-20-1863-DBB-3         | AC Water & Sewer Group 1044   | SLBE          | Sub   | \$ 36,625.00    |
| Southwest Traffic Signal Service, Inc. | K-20-1833-DBB-3-A       | Otay 1st & 2nd Pipelines - West of Highland Ave Phase 1                   | SLBE          | Sub   | \$ 23,772.00    |
| Southwest Traffic Signal Service, Inc. | K-20-1871-DBB-3         | Sewer & AC Water Group 841  | SLBE          | Sub   | \$ 64,600.00    |
| Southwest Traffic Signal Service, Inc. | K-19-1800-JOC-3         | Bernardo Heights Parkway and Calle Pueblito Traffic Signal TO02           | SLBE          | Sub   | \$ 138,575.00   |
| Southwest Traffic Signal Service, Inc. | K-19-1800-JOC-3         | Block 4J1UUP Street Light Installation TO01                               | SLBE          | Sub   | \$ 138,575.00   |
| Southwest Traffic Signal Service, Inc. | K-19-1800-JOC-3         | Citywide Street Lights Groups 1601 and 1602 TO03                          | SLBE          | Sub   | \$ 83,000.00    |
| Southwest Traffic Signal Service, Inc. | K-19-1800-JOC-3         | Hughes St UUP TO04  | SLBE          | Sub   | \$ 45,208.35    |
| Southwest Traffic Signal Service, Inc. | K-20-1889-DBB-3         | Slurry Seal Group 2021  | SLBE          | Sub   | \$ 20,416.00    |
| Southwest Traffic Signal Service, Inc. | K-20-1900-DBB-3         | Street Resurfacing Mission Bay & Pacific Beach Pipeline South             | SLBE          | Sub   | \$ 72,125.00    |
| Southwest Traffic Signal Service, Inc. | K-20-1865-MAC-3         | Rancho Penasquitos Improv 1 (MACC Task 1 of K-17-1518-MAC-3)              | SLBE          | Sub   | \$ 24,750.00    |
| Southwest Traffic Signal Service, Inc. | K-20-1844-MAC-3         | AC Water and Sewer Group 1053 (Task 2)                                    | SLBE          | Sub   | \$ 26,300.00    |
| Southwest Traffic Signal Service, Inc. | K-20-1904-DBB-3         | Water Group 970CI   | SLBE          | Sub   | \$ 6,450.00     |
| Southwest Traffic Signal Service, Inc. | K-20-1824-DBB-3-A       | Sewer and AC Water Crown Point West                                       | SLBE          | Sub   | \$ 1,500.00     |
| Southwest Traffic Signal Service, Inc. | K-20-1913-DBB-3         | Remaining Small Diameter CI Water PH 3                                    | SLBE          | Sub   | \$ 3,800.00     |
| Southwest Traffic Signal Service, Inc. | K-19-1800-JOC-3         | T1800-005/ 31st, 25th St, and Coronado SB Projects                        | SLBE          | Sub   | \$ 56,131.18    |
| Southwest Traffic Signal Service, Inc. | K-18-1543-JOC-3 (South) | SP15435-002/Kensington Talmage Paving Group 1                             | SLBE          | Sub   | \$ 14,700.00    |
| Southwest Traffic Signal Service, Inc. | K-19-1800-JOC-3         | T1800-008/Block 8C UUD (Greater Golden Hill)                              | SLBE          | Sub   | \$ 31,180.25    |
| Southwest Traffic Signal Service, Inc. | K-19-1800-JOC-3         | T1800-009/ Block 6H UUP   | SLBE          | Sub   | \$ 92,062.50    |
| Southwest Traffic Signal Service, Inc. | K-18-1543-JOC-3         | SP15435-003/Peninsula St. Paving G1                                       | SLBE          | Sub   | \$ 192,960.00   |
| Spindrift Archaeological               | H197062                 | Design of Streamview Drive Improvements Phase II                          | SLBE          | Sub   | \$ 7,500.00     |
| Spurlock Landscape Architects          | H166715                 | Crown Point Improvements - Playground and Parking Lot TO 16LSP08          | SLBE          | Prime | \$ 153,500.00   |
| Spurlock Landscape Architects          | H166715                 | John Baca Park 16LSP09  | SLBE          | Prime | \$ 41,275.00    |
| Spurlock Landscape Architects          | H156342                 | University Community Plan Update - Urban Design & Land Use Task Order #24 | SLBE          | Sub   | \$ 64,000.00    |
| Statewide Stripes, Inc.                | K-19-1808-DBB-3         | Manzana Storm Drain and Water Replacement                                 | SLBE          | Sub   | \$ 3,659.00     |
| Statewide Stripes, Inc.                | K-19-1856-DBB-3         | Slurry Seal Group 1924  | SLBE          | Sub   | \$ 202,040.00   |
| Statewide Stripes, Inc.                | K-19-1821-DBB-3         | Montezuma/Mid-City Pipeline Phase 2 and 70th Alvarado to Saranac Sidewalk | SLBE          | Sub   | \$ 53,899.00    |
| Statewide Stripes, Inc.                | K-20-1863-DBB-3         | AC Water & Sewer Group 1044   | SLBE          | Sub   | \$ 5,875.00     |
| Statewide Stripes, Inc.                | K-19-1849-DBB-3         | Downtown Complete Streets Implementation Phases 1A-1B-2A                  | SLBE          | Sub   | \$ 211,824.05   |
| Statewide Stripes, Inc.                | K-19-1847-DBB-3         | Police Range Refurbishment Project Phase II                               | SLBE          | Sub   | \$ 2,450.00     |
| Statewide Stripes, Inc.                | K-20-1866-DBB-3         | Asphalt Resurfacing Group 1702  | SLBE          | Sub   | \$ 98,454.00    |
| STC Traffic                            | H187027                 | San Diego Fire Rescue & Police Department Training Center                 | SLBE          | Sub   | \$ 75,000.00    |
| STC Traffic                            | H156336                 | Mobility Concept III - Mira Mesa Community Plan Update - TO#22            | SLBE          | Sub   | \$ 11,165.00    |
| STC Traffic                            | H197037                 | Design of El Monte Water Transmission Pipeline Rehabilitation             | SLBE          | Sub   | \$ 54,495.76    |
| STC Traffic                            | H176811                 | Adams Ave at 49th St, Splitter Islands Project 17TN07                     | SLBE          | Sub   | \$ 73,120.00    |
| Stewart Surety & Insurance Services    | K-20-1906-DBB-3         | Bay Ho Improv 2A  | ELBE          | Sub   | \$ 25,000.00    |
| Stewart Surety & Insurance Services    | K-20-1890-DBB-3         | Sewer and AC Water Group 765  | ELBE          | Sub   | \$ 32,763.00    |
| Stewart Surety & Insurance Services    | K-20-1907-DBB-3         | Remaining Small Diameter CI Water PH 2                                    | ELBE          | Sub   | \$ 38,000.00    |
| Terra Group Landscape                  | K-20-1853-DBB-3-A       | Gamma Street Mini-Park ADA Improvements                                   | ELBE          | Sub   | \$ 74,000.00    |
| Terra West, Inc.                       | K-20-1863-DBB-3         | AC Water & Sewer Group 1044   | ELBE          | Sub   | \$ 590.00       |
| TerraCosta Consulting Group            | H176830                 | Group Job 952 TO 17CP11   | SLBE          | Sub   | \$ 2,100.00     |
| Testing Services & Inspection, Inc.    | K-20-1865-MAC-3         | Rancho Penasquitos Improv 1 (MACC Task 1 of K-17-1518-MAC-3)              | ELBE          | Sub   | \$ 24,000.00    |
| The Bodhi Group, Inc.                  | H176818                 | Environmental Professional Service-EIR Phase 1 - Task Order #9            | ELBE          | Sub   | \$ 16,562.00    |
| TL Scanlan Construction, Inc.          | K-19-1808-DBB-3         | Manzana Storm Drain and Water Replacement                                 | SLBE          | Sub   | \$ 124,302.12   |
| TL Scanlan Construction, Inc.          | K-19-1846-DBB-3         | Hotel Circle CI & AC Accelerated Replacement                              | SLBE          | Sub   | \$ 241,904.50   |
| TL Scanlan Construction, Inc.          | K-17-1587-JOC-3         | Accelerated Trunk Sewer Referral Group 1 South TO07                       | SLBE          | Sub   | \$ 43,710.00    |
| TL Scanlan Construction, Inc.          | K-17-1587-JOC-3         | Mountain View Accelerated TO09  | SLBE          | Sub   | \$ 113,572.50   |
| Transtar Pipeline                      | K-19-1836-EMR-3         | 7980 Park Village Rd SD Emergency   | ELBE          | Sub   | \$ 50,000.00    |
| TTG Environmental & Associates         | H176818                 | Environmental Professional Service-EIR Phase 1 - Task Order #9            | ELBE          | Sub   | \$ 24,720.00    |
| TTG Environmental & Associates         | H176818                 | Kearny Mesa CPU Program Environmental Impact Report (PEIR) TO7            | ELBE          | Sub   | \$ 6,300.00     |
| TTG Environmental & Associates         | H197062                 | Design of Streamview Drive Improvements Phase II                          | ELBE          | Sub   | \$ 27,000.00    |
| TTG Environmental & Associates         | H197073                 | Design of Los Pefiasquitos Lagoon Restoration - Phase 1                   | ELBE          | Sub   | \$ 32,000.00    |
| Two Rivers Strategies                  | K-20-1913-DBB-3         | Remaining Small Diameter CI Water PH 3                                    | ELBE          | Sub   | \$ 16,620.00    |
| Vic Salazar Communication              | H156303                 | Task Order No. 55 - Public Outreach And Education Services                | ELBE          | Sub   | \$ 32,827.00    |
| Vic Salazar Enterprses, LLC            | K-19-1846-DBB-3         | Hotel Circle CI & AC Accelerated Replacement                              | ELBE          | Sub   | \$ 20,000.00    |
| Vic Salazar Enterprses, LLC            | K-19-1832-DBB-3-A       | Otay 2nd Pipeline Phase I   | ELBE          | Sub   | \$ 39,000.00    |
| Vic Salazar Enterprses, LLC            | K-17-1587-JOC-3         | Buena Vista Storm Drain Replacement TO05                                  | ELBE          | Sub   | \$ 4,500.00     |
| Vic Salazar Enterprses, LLC            | K-20-1893-DBB-3         | AC Water and Sewer Group 1023   | ELBE          | Sub   | \$ 24,500.00    |

| Firm Name                         | Bid Number              | Project Title   | Certification | Role  | Contract Amount |
|-----------------------------------|-------------------------|---|---------------|-------|-----------------|
| Vic Salazar Enterprises, LLC      | K-20-1865-MAC-3         | Rancho Penasquitos Improv 1 (MACC Task 1 of K-17-1518-MAC-3)  | ELBE          | Sub   | \$ 54,000.00    |
| Vic Salazar Enterprises, LLC      | K-20-1844-MAC-3         | AC Water and Sewer Group 1053 (Task 2)  | ELBE          | Sub   | \$ 90,000.00    |
| VO Engineering                    | K-20-1844-MAC-3         | AC Water and Sewer Group 1053 (Task 2)  | ELBE          | Sub   | \$ 38,000.00    |
| West Coast Civil, Inc.            | K-20-1844-MAC-3         | AC Water and Sewer Group 1053 (Task 2)  | ELBE          | Sub   | \$ 35,000.00    |
| West Coast Civil, Inc.            | H187004                 | 2020 Long-Range Water Resources Plan and 2020 Urban Water Management Plan                                       | ELBE          | Sub   | \$ 33,764.52    |
| West Coast Civil, Inc.            | H176818                 | Environmental Professional Service-EIR Phase 1 - Task Order #9  | ELBE          | Sub   | \$ 16,855.00    |
| West Coast Civil, Inc.            | H197062                 | Design of Streamview Drive Improvements Phase II  | SLBE          | Sub   | \$ 300,300.00   |
| West Coast Civil, Inc.            | H156303                 | Phase 2 Alternatives Refinement Task Order 53   | SLBE          | Sub   | \$ 99,870.00    |
| West Coast Civil, Inc.            | H156303                 | Task Order No. 54 Program Management  | SLBE          | Sub   | \$ 355,680.00   |
| West Coast Civil, Inc.            | H166750                 | Services/Engineering Technical Support For The Pure Water Program   | SLBE          | Sub   | \$ 17,032.00    |
| West Coast Civil, Inc.            | H166750                 | Biological, Historical, And Engineering Support For The Alvarado Canyon Long Term Access (Lta) Phase II Project | SLBE          | Sub   | \$ 17,032.00    |
| Western Gardens Landscaping, Inc. | K-19-1786-DBB-3         | Ashley Falls LG Scale Storm Flow Storage  | ELBE          | Sub   | \$ 118,000.00   |
| Western Gardens Landscaping, Inc. | K-19-1776-DBB-3         | Canyonside Community Park Improvements  | ELBE          | Sub   | \$ 175,000.00   |
| Western Gardens Landscaping, Inc. | K-19-1821-DBB-3         | Montezuma/Mid-City Pipeline Phase 2 and 70th Alvarado to Saranac Sidewalk                                       | ELBE          | Sub   | \$ 174,366.00   |
| Western Gardens Landscaping, Inc. | K-19-1789-DBB-3         | Block 4Y UUP  | ELBE          | Sub   | \$ 178,499.75   |
| Western Gardens Landscaping, Inc. | K-20-1765-DBB-3         | ADACA Crown Point Missing Walkways  | ELBE          | Sub   | \$ 47,500.00    |
| Western Gardens Landscaping, Inc. | K-20-1900-DBB-3         | Street Resurfacing Mission Bay & Pacific Beach Pipeline South   | ELBE          | Sub   | \$ 58,000.00    |
| Western Gardens Landscaping, Inc. | K-20-1866-DBB-3         | Asphalt Resurfacing Group 1702  | ELBE          | Sub   | \$ 149,000.00   |
| Western Gardens Landscaping, Inc. | K-18-1543-JOC-3 (South) | SP1543S-002/Kensington Talmage Paving Group 1   | ELBE          | Sub   | \$ 4,905.00     |
| Whitson CM                        | K-18-1543-JOC-3 (South) | SP1543S-002/Kensington Talmage Paving Group 1   | SLBE          | Sub   | \$ 169,753.70   |
| Whitson CM                        | K-18-1543-JOC-3         | SP1543S-003/Peninsula St. Paving G1   | SLBE          | Sub   | \$ 248,377.96   |
| Wiedlin & Associates              | H187030A                | Development of San Pasqual Groundwater Sustainability Plan  | SLBE          | Sub   | \$ 29,545.76    |
| Wier Construction Corp            | K-20-1884-DBB-3         | Bonita Cove West Improvements   | SLBE          | Prime | \$ 2,072,700.00 |
| YBS Concrete, Inc.                | K-19-1808-DBB-3         | Manzana Storm Drain and Water Replacement   | SLBE          | Sub   | \$ 64,597.00    |
| YBS Concrete, Inc.                | K-19-1846-DBB-3         | Hotel Circle CI & AC Accelerated Replacement  | SLBE          | Sub   | \$ 27,232.00    |
| YBS Concrete, Inc.                | K-17-1587-JOC-3         | Mountain View Accelerated TO09  | SLBE          | Sub   | \$ 31,520.00    |
| YBS Concrete, Inc.                | K-20-1863-DBB-3         | AC Water & Sewer Group 1044   | SLBE          | Sub   | \$ 384,542.00   |
| YBS Concrete, Inc.                | K-19-1832-DBB-3-A       | Otay 2nd Pipeline Phase I   | SLBE          | Sub   | \$ 109,560.88   |
| YBS Concrete, Inc.                | K-17-1587-JOC-3         | Buena Vista Storm Drain Replacement TO05  | SLBE          | Sub   | \$ 100,279.25   |
| YBS Concrete, Inc.                | K-17-1587-JOC-3         | Plaza de Panama Pipeline Replacement TO12   | SLBE          | Sub   | \$ 392,334.00   |
| YBS Concrete, Inc.                | K-20-1866-DBB-3         | Asphalt Resurfacing Group 1702  | SLBE          | Sub   | \$ 2,773,725.00 |
| YBS Concrete, Inc.                | K-20-1824-DBB-3-A       | Sewer and AC Water Crown Point West   | SLBE          | Sub   | \$ 885,355.00   |
| YBS Concrete, Inc.                | K-20-1913-DBB-3         | Remaining Small Diameter CI Water PH 3  | SLBE          | Sub   | \$ 111,665.25   |
| YBS Concrete, Inc.                | K-18-1543-JOC-3 (South) | SP1543S-002/Kensington Talmage Paving Group 1   | SLBE          | Sub   | \$ 44,415.75    |
| Yen C. Tu Consulting              | H197037                 | Design of El Monte Water Transmission Pipeline Rehabilitation   | ELBE          | Sub   | \$ 108,991.52   |
| Yen C. Tu Consulting              | H156303                 | Task Order No. 55 - Public Outreach And Education Services  | ELBE          | Sub   | \$ 31,901.00    |

## City of San Diego Construction Contract Awards

FY18

| GENDER       |            |                      |             |
|--------------|------------|----------------------|-------------|
|              | # of Award | Dollar Amount        | Percent     |
| Male         | 343        | \$182,183,845        | 40%         |
| Female       | 100        | \$25,284,570         | 5%          |
| Unidentified | 175        | \$253,400,045        | 55%         |
| <b>Total</b> | <b>618</b> | <b>\$460,868,460</b> | <b>100%</b> |

| CERTIFICATIONS                     |            |                      |             |
|------------------------------------|------------|----------------------|-------------|
| DVBE                               | 48         | \$10,646,088         | 2%          |
| ELBE (Only)                        | 95         | \$27,631,250         | 6%          |
| DBE                                | 95         | \$20,710,513         | 4%          |
| MBE                                | 10         | \$4,534,349          | 1%          |
| SLBE (Only)                        | 53         | \$13,907,376         | 3%          |
| WBE                                | 21         | \$6,544,757          | 1%          |
| <b>Sub Total (Certified Firms)</b> | <b>322</b> | <b>\$83,974,332</b>  | <b>18%</b>  |
| Non Certified                      | 296        | \$376,894,128        | 82%         |
| <b>Total</b>                       | <b>618</b> | <b>\$460,868,460</b> | <b>100%</b> |
| African-American                   | 3          | \$335,063            | 0%          |
| Asian                              | 14         | \$11,087,334         | 2%          |
| Asian Subcontinent                 | 15         | \$7,623,710          | 2%          |
| Caucasian                          | 304        | \$128,664,579        | 28%         |
| Latino                             | 93         | \$57,437,928         | 12%         |
| Native American                    | 8          | \$658,718            | 0%          |
| Unidentified                       | 181        | \$255,061,128        | 55%         |
| <b>Total</b>                       | <b>618</b> | <b>\$460,868,460</b> | <b>100%</b> |

| SLBE-ELBE PROGRAM <sup>1</sup> |            |                     |             |
|--------------------------------|------------|---------------------|-------------|
| ELBE                           | 118        | \$28,579,928        | 11%         |
| SLBE                           | 148        | \$33,553,352        | 13%         |
| <b>Total</b>                   | <b>266</b> | <b>\$62,133,280</b> | <b>24%</b>  |
| African-American               | 1          | \$146,600           | 0%          |
| Asian                          | 7          | \$5,038,705         | 8%          |
| Asian Subcontinent             | 11         | \$4,286,731         | 7%          |
| Caucasian                      | 178        | \$39,100,681        | 63%         |
| Latino                         | 61         | \$12,901,845        | 21%         |
| Native American                | 8          | \$658,718           | 1%          |
| <b>Total</b>                   | <b>266</b> | <b>\$62,133,280</b> | <b>100%</b> |

FY19

| GENDER       |            |                      |             |
|--------------|------------|----------------------|-------------|
|              | # of Award | Dollar Amount        | Percent     |
| Male         | 276        | \$84,848,592         | 39%         |
| Female       | 85         | \$18,714,223         | 9%          |
| Unidentified | 144        | \$112,503,116        | 52%         |
| <b>Total</b> | <b>505</b> | <b>\$216,065,931</b> | <b>100%</b> |

| CERTIFICATIONS                     |            |                      |             |
|------------------------------------|------------|----------------------|-------------|
| DVBE                               | 32         | \$8,456,789          | 4%          |
| ELBE (Only)                        | 68         | \$12,363,198         | 6%          |
| DBE                                | 84         | \$13,250,218         | 6%          |
| MBE                                | 3          | \$216,103            | 0%          |
| SLBE (Only)                        | 57         | \$23,566,578         | 11%         |
| WBE                                | 17         | \$4,469,431          | 2%          |
| <b>Sub Total (Certified Firms)</b> | <b>261</b> | <b>\$62,322,317</b>  | <b>29%</b>  |
| Non Certified                      | 244        | \$153,743,614        | 71%         |
| <b>Total</b>                       | <b>505</b> | <b>\$216,065,931</b> | <b>100%</b> |
| African-American                   | 5          | \$670,024            | 0%          |
| Asian                              | 6          | \$951,155            | 0%          |
| Asian Subcontinent                 | 0          | \$0                  | 0%          |
| Caucasian                          | 217        | \$74,049,709         | 34%         |
| Latino                             | 90         | \$16,842,109         | 8%          |
| Native American                    | 9          | \$652,354            | 0%          |
| Unidentified                       | 178        | \$122,900,581        | 57%         |
| <b>Total</b>                       | <b>505</b> | <b>\$216,065,931</b> | <b>100%</b> |

| SLBE-ELBE PROGRAM <sup>1</sup> |            |                     |             |
|--------------------------------|------------|---------------------|-------------|
| ELBE                           | 93         | \$15,739,811        | 8%          |
| SLBE                           | 119        | \$31,607,288        | 17%         |
| <b>Total</b>                   | <b>212</b> | <b>\$47,347,099</b> | <b>25%</b>  |
| African-American               | 3          | \$204,083           | 0%          |
| Asian                          | 1          | \$20,400            | 0%          |
| Asian Subcontinent             | 15         | \$5,380,425         | 11%         |
| Caucasian                      | 128        | \$31,539,321        | 67%         |
| Latino                         | 61         | \$10,041,801        | 21%         |
| Native American                | 4          | \$161,069           | 0%          |
| <b>Total</b>                   | <b>212</b> | <b>\$47,347,099</b> | <b>100%</b> |

FY20

| GENDER       |            |                      |             |
|--------------|------------|----------------------|-------------|
|              | # of Award | Dollar Amount        | Percent     |
| Male         | 309        | \$135,309,626        | 41%         |
| Female       | 78         | \$16,173,844         | 5%          |
| Unidentified | 155        | \$177,789,984        | 54%         |
| <b>Total</b> | <b>542</b> | <b>\$329,273,453</b> | <b>100%</b> |

| CERTIFICATIONS                     |            |                      |             |
|------------------------------------|------------|----------------------|-------------|
| DVBE                               | 31         | \$3,778,203          | 1%          |
| ELBE (Only)                        | 101        | \$15,072,288         | 5%          |
| DBE                                | 101        | \$16,261,517         | 5%          |
| MBE                                | 8          | \$4,550,181          | 2%          |
| SLBE (Only)                        | 58         | \$44,660,174         | 14%         |
| WBE                                | 8          | \$3,090,031          | 1%          |
| <b>Sub Total (Certified Firms)</b> | <b>307</b> | <b>\$87,412,394</b>  | <b>27%</b>  |
| Non Certified                      | 235        | \$241,861,060        | 73%         |
| <b>Total Firms</b>                 | <b>542</b> | <b>\$329,273,453</b> | <b>100%</b> |
|                                    | 9          |                      |             |
| African-American                   | 4          | \$414,667            | 0%          |
| Asian                              | 7          | \$434,622            | 0%          |
| Asian Subcontinent                 | 15         | \$3,845,042          | 1%          |
| Caucasian                          | 241        | \$99,955,979         | 32%         |
| Latino                             | 84         | \$27,590,273         | 9%          |
| Native American                    | 9          | \$484,282            | 0%          |
| Unidentified                       | 154        | \$177,767,539        | 58%         |
| <b>Total Firms</b>                 | <b>542</b> | <b>\$329,273,453</b> | <b>100%</b> |

| SLBE-ELBE PROGRAM <sup>1</sup> |            |                     |             |
|--------------------------------|------------|---------------------|-------------|
| ELBE                           | 133        | \$16,913,378        | 6%          |
| SLBE                           | 130        | \$59,394,178        | 21%         |
| <b>Total</b>                   | <b>263</b> | <b>\$76,307,556</b> | <b>27%</b>  |
| African-American               | 3          | \$367,647           | 1%          |
| Asian                          | 6          | \$754,262           | 0%          |
| Asian Subcontinent             | 17         | \$5,039,767         | 11%         |
| Caucasian                      | 172        | \$52,358,958        | 66%         |
| Latino                         | 58         | \$17,549,722        | 21%         |
| Native American                | 7          | \$237,200           | 1%          |
| <b>Total</b>                   | <b>263</b> | <b>\$76,307,556</b> | <b>100%</b> |

<sup>1</sup>Federally funded, emergency and sole source contracts are not included in the SLBE/ELBE totals as these contracts have different requirements from the City of San Diego's SLBE Program.

## City of San Diego A/E Consultant Contract Awards

FY18

| GENDER       |            |                     |             |
|--------------|------------|---------------------|-------------|
|              | # of Award | Dollar Amount       | Percent     |
| Male         | 131        | \$18,036,474        | 26%         |
| Female       | 61         | \$4,423,258         | 6%          |
| Unidentified | 123        | \$47,662,489        | 68%         |
| <b>Total</b> | <b>315</b> | <b>\$70,122,220</b> | <b>100%</b> |

| CERTIFICATIONS                     |            |                     |             |
|------------------------------------|------------|---------------------|-------------|
| DVBE                               | 13         | \$2,484,914         | 4%          |
| ELBE (Only)                        | 36         | \$2,630,727         | 4%          |
| DBE                                | 57         | \$6,933,035         | 10%         |
| MBE                                | 15         | \$2,756,207         | 4%          |
| SLBE (Only)                        | 29         | \$1,554,746         | 2%          |
| WBE                                | 13         | \$516,929           | 1%          |
| <b>Sub Total (Certified Firms)</b> | <b>163</b> | <b>\$16,876,558</b> | <b>24%</b>  |
| Non Certified                      | 152        | \$53,245,663        | 76%         |
| <b>Total</b>                       | <b>315</b> | <b>\$70,122,220</b> | <b>100%</b> |

|                    |            |                     |             |
|--------------------|------------|---------------------|-------------|
| African-American   | 3          | \$1,657,726         | 2%          |
| Asian              | 19         | \$3,207,244         | 5%          |
| Asian Subcontinent | 1          | \$70,000            | 0%          |
| Caucasian          | 118        | \$10,487,975        | 15%         |
| Latino             | 46         | \$5,840,851         | 8%          |
| Native American    | 1          | \$1,120,000         | 2%          |
| Unidentified       | 127        | \$47,738,425        | 68%         |
| <b>Total</b>       | <b>315</b> | <b>\$70,122,220</b> | <b>100%</b> |

| SLBE-ELBE PROGRAM <sup>1</sup> |            |                     |             |
|--------------------------------|------------|---------------------|-------------|
| ELBE                           | 68         | \$5,214,564         | 7%          |
| SLBE                           | 76         | \$9,017,765         | 13%         |
| <b>Total</b>                   | <b>144</b> | <b>\$14,232,329</b> | <b>20%</b>  |
| African-American               | 3          | \$1,657,726         | 12%         |
| Asian                          | 14         | \$877,892           | 6%          |
| Asian Subcontinent             | 1          | \$70,000            | 0%          |
| Caucasian                      | 91         | \$7,098,015         | 50%         |
| Latino                         | 34         | \$3,408,695         | 24%         |
| Native American                | 1          | \$1,120,000         | 8%          |
| <b>Total</b>                   | <b>144</b> | <b>\$14,232,329</b> | <b>100%</b> |

FY19

| GENDER       |            |                     |             |
|--------------|------------|---------------------|-------------|
|              | # of Award | Dollar Amount       | Percent     |
| Male         | 120        | \$8,099,054         | 23%         |
| Female       | 53         | \$4,013,370         | 12%         |
| Unidentified | 88         | \$22,547,134        | 65%         |
| <b>Total</b> | <b>261</b> | <b>\$34,659,559</b> | <b>100%</b> |

| CERTIFICATIONS                     |            |                     |             |
|------------------------------------|------------|---------------------|-------------|
| DVBE                               | 13         | \$1,734,276         | 5%          |
| ELBE (Only)                        | 25         | \$1,350,269         | 4%          |
| DBE                                | 33         | \$1,244,044         | 4%          |
| MBE                                | 13         | \$856,741           | 2%          |
| SLBE (Only)                        | 31         | \$1,976,016         | 6%          |
| WBE                                | 20         | \$2,593,380         | 7%          |
| <b>Sub Total (Certified Firms)</b> | <b>135</b> | <b>\$9,754,726</b>  | <b>28%</b>  |
| Non Certified                      | 126        | \$24,904,834        | 72%         |
| <b>Total</b>                       | <b>261</b> | <b>\$34,659,559</b> | <b>100%</b> |

|                    |            |                     |             |
|--------------------|------------|---------------------|-------------|
| African-American   | 5          | \$55,292            | 0%          |
| Asian              | 10         | \$1,057,367         | 3%          |
| Asian Subcontinent | 0          | \$0                 | 0%          |
| Caucasian          | 131        | \$9,448,622         | 27%         |
| Latino             | 27         | \$1,493,048         | 4%          |
| Native American    | 1          | \$58,096            | 0%          |
| Unidentified       | 87         | \$22,547,134        | 65%         |
| <b>Total</b>       | <b>261</b> | <b>\$34,659,559</b> | <b>100%</b> |

| SLBE-ELBE PROGRAM <sup>1</sup> |            |                    |             |
|--------------------------------|------------|--------------------|-------------|
| ELBE                           | 42         | \$1,862,478        | 5%          |
| SLBE                           | 71         | \$6,469,131        | 19%         |
| <b>Total</b>                   | <b>113</b> | <b>\$8,331,610</b> | <b>24%</b>  |
| African-American               | 3          | \$47,792           | 1%          |
| Asian                          | 5          | \$483,503          | 6%          |
| Asian Subcontinent             | 0          | \$0                | 0%          |
| Caucasian                      | 89         | \$6,798,157        | 82%         |
| Latino                         | 14         | \$918,716          | 11%         |
| Native American                | 1          | \$58,096           | 1%          |
| <b>Total</b>                   | <b>112</b> | <b>\$8,306,265</b> | <b>100%</b> |

FY20

| GENDER       |            |                     |             |
|--------------|------------|---------------------|-------------|
|              | # of Award | Dollar Amount       | Percent     |
| Male         | 125        | \$9,967,224         | 21%         |
| Female       | 99         | \$7,287,327         | 16%         |
| Unidentified | 219        | \$29,678,917        | 63%         |
| <b>Total</b> | <b>443</b> | <b>\$46,933,468</b> | <b>100%</b> |

| CERTIFICATIONS                     |            |                     |             |
|------------------------------------|------------|---------------------|-------------|
| DVBE                               | 11         | \$801,917           | 2%          |
| ELBE (Only)                        | 17         | \$1,135,307         | 2%          |
| DBE                                | 71         | \$3,988,103         | 8%          |
| MBE                                | 18         | \$2,030,744         | 4%          |
| SLBE (Only)                        | 48         | \$2,422,059         | 5%          |
| WBE                                | 35         | \$3,095,405         | 7%          |
| <b>Sub Total (Certified Firms)</b> | <b>200</b> | <b>\$13,473,535</b> | <b>29%</b>  |
| Non Certified                      | 243        | \$33,459,933        | 71%         |
| <b>Total Firms</b>                 | <b>443</b> | <b>\$46,933,468</b> | <b>100%</b> |

|                    |            |                     |             |
|--------------------|------------|---------------------|-------------|
| African-American   | 5          | \$56,976            | 0%          |
| Asian              | 22         | \$2,627,116         | 6%          |
| Asian Subcontinent | 9          | \$436,646           | 1%          |
| Caucasian          | 147        | \$11,451,573        | 24%         |
| Latino             | 36         | \$2,421,535         | 5%          |
| Native American    | 5          | \$260,705           | 1%          |
| Unidentified       | 219        | \$29,678,917        | 64%         |
| <b>Total Firms</b> | <b>443</b> | <b>\$46,933,468</b> | <b>100%</b> |

| SLBE-ELBE PROGRAM <sup>1</sup> |            |                     |             |
|--------------------------------|------------|---------------------|-------------|
| ELBE                           | 63         | \$3,795,881         | 8%          |
| SLBE                           | 110        | \$7,122,799         | 15%         |
| <b>Total</b>                   | <b>173</b> | <b>\$10,918,680</b> | <b>23%</b>  |
| African-American               | 5          | \$56,976            | 1%          |
| Asian                          | 16         | \$753,557           | 7%          |
| Asian Subcontinent             | 9          | \$436,646           | 4%          |
| Caucasian                      | 112        | \$7,278,379         | 67%         |
| Latino                         | 26         | \$2,132,417         | 20%         |
| Native American                | 5          | \$260,705           | 2%          |
| <b>Total</b>                   | <b>173</b> | <b>\$10,918,680</b> | <b>100%</b> |

<sup>1</sup>Federally funded, emergency and sole source contracts are not included in the SLBE/ELBE totals as these contracts have different requirements from the City of San Diego's SLBE Program.