



The City of San Diego

Staff Report

DATE ISSUED: April 4, 2022
TO: City Council
FROM: Purchasing & Contracting/Equal Opportunity Contracting Program
SUBJECT: Fiscal Year 2021 Business Diversity Annual Report

Primary Contact: Christian Silva Phone: (619) 236-6069
Secondary Contact: Claudia C. Abarca Phone: (619) 236-5921

Council District(s): Citywide

OVERVIEW:

The Purchasing and Contracting (P&C) is pleased to provide this annual report, which provides construction, consultant, good and services diversity participation statistics. This report also highlights programmatic activities, achievements, and goals for the future. Information provided in this report covers the period of July 1, 2020 through June 30, 2021.

PROPOSED ACTIONS:

This is an informational item. No action is required by the Committee or the City Council.

DISCUSSION OF ITEM:

Introduction

The Small Local Business Enterprise (SLBE) Program was adopted by the City of San Diego (City) in 2010, with the intent of providing a race and gender-neutral tool¹ to help stimulate and promote the utilization of the city's local business community. Over the last ten years, the program has allowed for opportunities within the City's procurement of goods and services, construction, and architectural and engineering (A&E) consultant contracts. Benefits of becoming certified as an SLBE or Emerging Local Business Enterprise (ELBE) include sheltered bidding opportunities, bid discounts and preference points, as well as mandatory subcontracting participation goals specific to City certified firms in construction

¹ In compliance with Prop 209, passed by the voters in 1996 adding Article 1 section 31 of the California Constitution.

contracts. This report will highlight information on programmatic changes, if any; contract award information based on SLBE program requirements; contract award information related to diversity; and compliance monitoring activities performed by staff during the fiscal year reporting period.

Programmatic Overview

Disparity Study

In August of 2019, City of San Diego (City) issued a formal Request For Proposal (RFP) seeking a qualified and experienced consultant to develop and undertake a disparity study on behalf of the City. The purpose of the study was to identify whether any gaps exist in the organization's contracting with traditionally underrepresented groups and include recommendations on how to remedy those gaps. Three proposals were submitted in response to the RFP and were evaluated by a five-member evaluation committee, with BBC Research and Consulting (BBC) deemed the successful proposer.

In early 2020, BBC began their collection of data related to City contracts in the following three segments: construction; professional services; and goods and services. BBC reviewed prime contracts and subcontracts during the July 1, 2014 to June 30, 2019, study period. The intent of the study was to determine if minority business enterprise (MBE) and woman business enterprise (WBE) were statistically significantly underutilized in the award of City contracts. Under a fair and equitable system of awarding contracts, the portion of contract dollars awarded to M/WBEs should be relatively close to the proportion of available M/WBEs in the relevant market area.

In April of 2021, P&C presented the 2020 City of San Diego disparity study report² findings, conducted by BBC Research and Consulting (BBC). Notable findings in the report include the documentation of the City's utilization of M/WBE and non-M/WBE contractors (both prime and sub) by industry, ethnicity, and gender over the study period. The study notes disparities within several ethnic and gender groups in each of the industries identified (construction, professional services, goods and services). The disparity study provides several considerations to help improve the City's current race- and gender-neutral program, the SLBE program with the intent of increasing minority and women owned businesses participation such as, adding mandatory SLBE/ELBE subcontracting goals to professional services, good, and services contracts; small business set asides; unbundling large contracts; and capacity building.

Community Outreach and Involvement

Outreach is a significant portion of the success of the SLBE Program when trying to increase participation on City contracts. There are several different ways staff performs outreach throughout the year. Equal Opportunity Contracting Program (EOCP) continues to participate in the Public Agency Consortium (PAC) as representatives of the City. The PAC is a partnership of regional agencies focused on increasing the diversity of business participation on public agency contracts and procurement. PAC meets quarterly to discuss contracting trends, issues, and discuss how agencies can best serve their communities. Aside from participating in regular meetings, all members participate in various outreach events hosted by participating agencies to help increase small business participation on government contracts. This partnership includes: California Department of Transportation (Caltrans); City of San Diego; County of San Diego; California Department of General Services; Metropolitan Transit System (MTS); Metropolitan Water District of Southern California; Naval Facilities Engineering Systems Command (NAVFAC) Southwest; North County Transit District (NCTD); Port of San Diego, San Diego Association of Governments (SANDAG), North San Diego Small Business Development Center (SBDC)

² 2020 Disparity study can be found here: https://www.sandiego.gov/sites/default/files/city_of_san_diego_disparity_study_report_final.pdf

Network, San Diego Orange Imperial Procurement Technical Assistant Center (PTAC), San Diego County Regional Airport Authority, San Diego County Water Authority, San Diego Housing Commission, San Diego Unified School District, and the University of California San Diego (UCSD).

EOCP also partners with both the North and South San Diego SBDC to promote the benefits of becoming certified within the SLBE program. San Diego SBDC delivers up-to-date counseling, training, and technical assistance in all aspects of small business management. SBDC services include, assisting small businesses with access to capital, marketing, production, organization, engineering and technical problems and feasibility studies. EOCP conducts trainings on presenting program benefits such as bid discounts, restricted bidding, and preference points for best value contracts, how to become certified in the SLBE program, and assistance with submitting SLBE applications..

Due to the COVID-19 pandemic many community outreach events attended by EOCP were put on hiatus when compared to previous fiscal years, as noted in Attachment 1. EOCP along with the PAC partnership are in search of alternate ways to conduct outreach events (e.g. virtual events, panelist format, Q&A Sessions, etc.). These events help engage small businesses by providing them information on the benefits of the City's SLBE program and help identify potential bidding opportunities based on the goods or services a business provides. The intent is also to help increase the number of willing and able firms within the SLBE program and subsequently increase the participation of SLBE firms on City contracts.

Mentor Involvement

Staff is involved in the Calmentor³ Mentor-Protégé Program sponsored by Caltrans as steering committee members and pairing facilitators. The program is designed to encourage and support small businesses through voluntary partnerships with mid-size and larger firms. Specifically, the program aims to increase the participation of small Architectural and Engineering (A&E) firms in public transportation projects in the San Diego region. Calmentor partnerships include Caltrans, District 11 Small Business Council (D-11 SBC), SANDAG, City of San Diego and American Council of Engineering Companies (ACEC) - San Diego Chapter. Over the last several cycles, City-certified SLBE and ELBE firms have participated in the program and have gained considerable insight not only on how to put bids or proposals, but also on how to effectively run their overall business. Staff is proud to partner with Caltrans, and other regional agencies, for this program.

EOCP staff also participate in the Construction & Commodities (C&C) Mentor Protégé program⁴ as steering committee members and pairing facilitators. Founded as a non-profit organization, the C & C Mentor Protégé program is designed to foster relationships within the construction and building industry by bridging the gap between small businesses and larger firms. Some of the program benefits include enhancing growth potential, increasing small business participation in construction projects, building capacity, and fostering business relationships in the San Diego Region.

SLBE Program: By the Numbers

The SLBE program currently has 404 certified firms in various service categories. The number of certified firms will vary at any given time due to any of the following reasons:

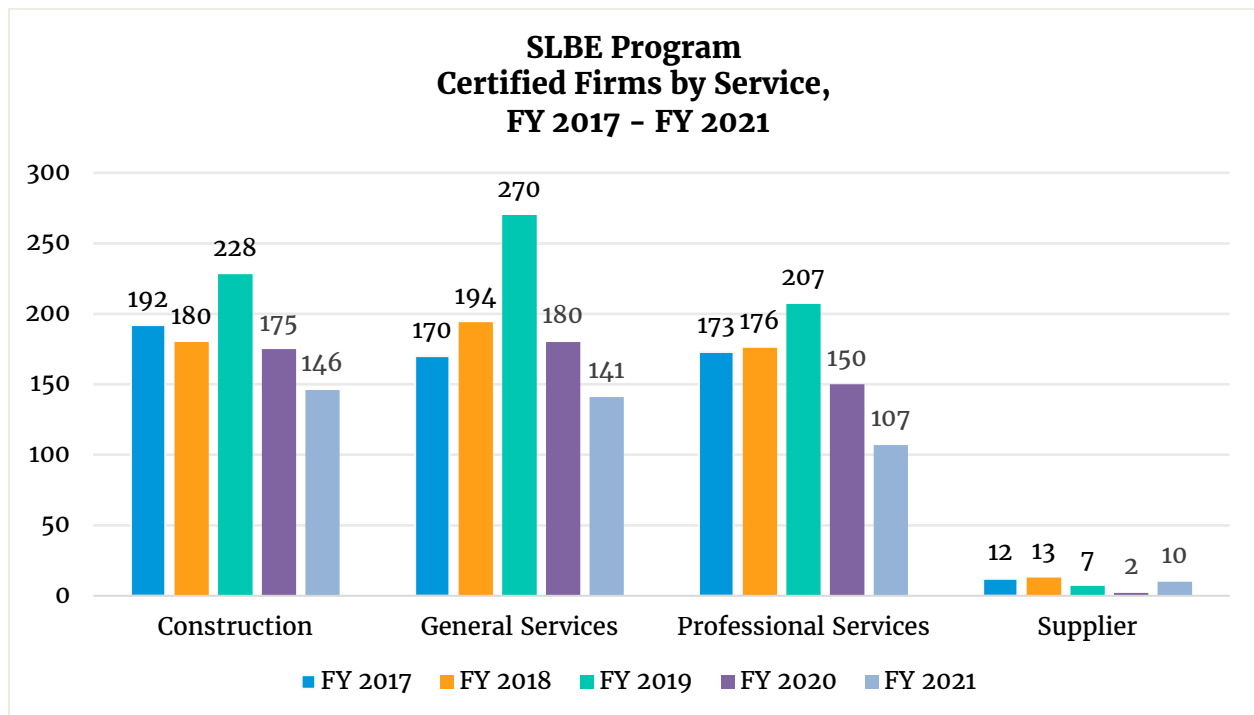
1. Firm fails to renew their certification (no longer wants to be in the SLBE Program);
2. Firm allows for a lapse in certification; and
3. Firm exceeds the 3-year average income cap established.

³ Additional information on the Calmentor program can be found here: <https://dot.ca.gov/caltrans-near-me/district-11/popular-links/calmentor/>

⁴ Additional information on the C&C program can be found here: <https://www.candcmentorprotege.com/>

Firms seeking to become certified as a SLBE or ELBE firm must meet program eligibility requirements including income documentation⁵ and proof that the business is local.

The graph below shows the average number of certified firms in the SLBE program over the last five fiscal years.



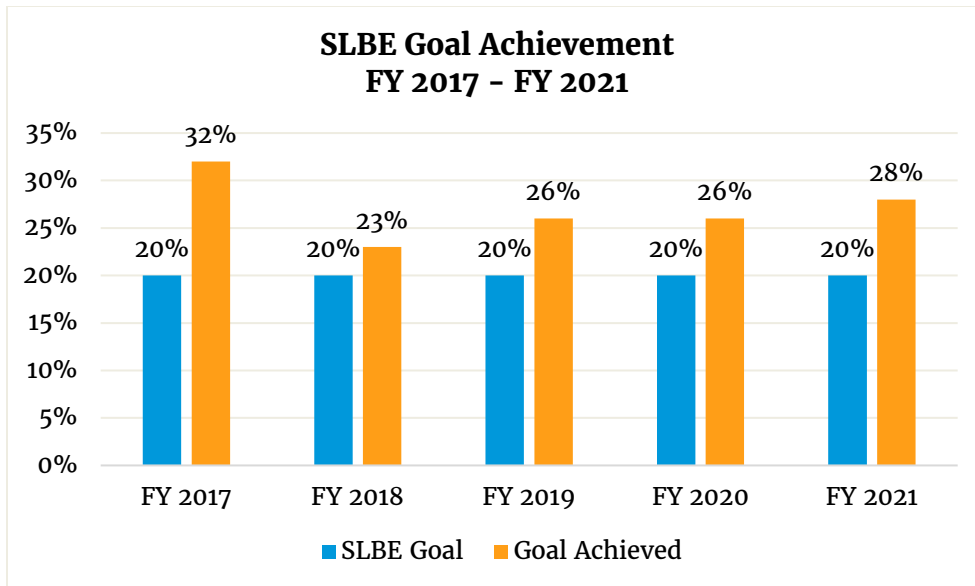
SLBE Participation Rate Exceeds Annual CIP Goal

The Capital Improvement Program (CIP) establishes an annual aspirational goal for participation of SLBE firms on construction and A&E contracts during the fiscal year. For FY 2021, the overall goal remained at 20% due to the anticipated impact the Pure Water projects would have on SLBE participation on City projects. EOCP will continue to work with the Engineering & Capital Projects (E&CP) Department to ensure efforts are made to generate as many eligible CIP construction projects as possible for sheltering and creating prime contracting opportunities for the City’s certified small and emerging local businesses.

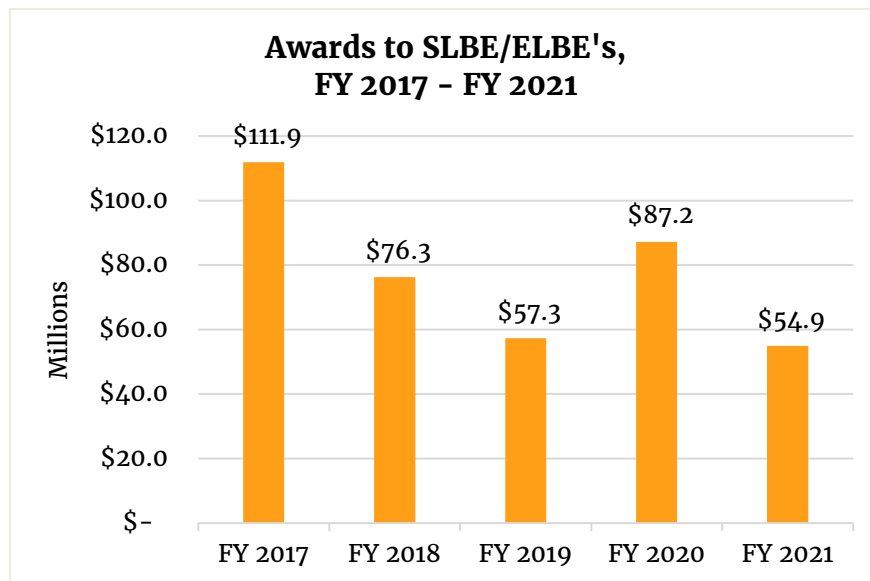
By engaging internal and external stakeholders, the construction and consultant industries, and with the continued support of the City’s Executive Team and Mayor, participation by SLBE/ELBE firms on CIP projects with SLBE requirements was 28 percent⁶ for FY 2021. The graph below shows SLBE participation compared to the established aspirational goal over the last five fiscal years.

⁵ Income documentation requirements may be automatically waived for firms certified as a Micro Business or Disabled Veteran Business Enterprise (DVBE) by the California Department of General Services (DGS).

⁶ Percentage is based on cumulative totals for Construction and A&E Consultant contracts that contained SLBE subcontracting program requirements.



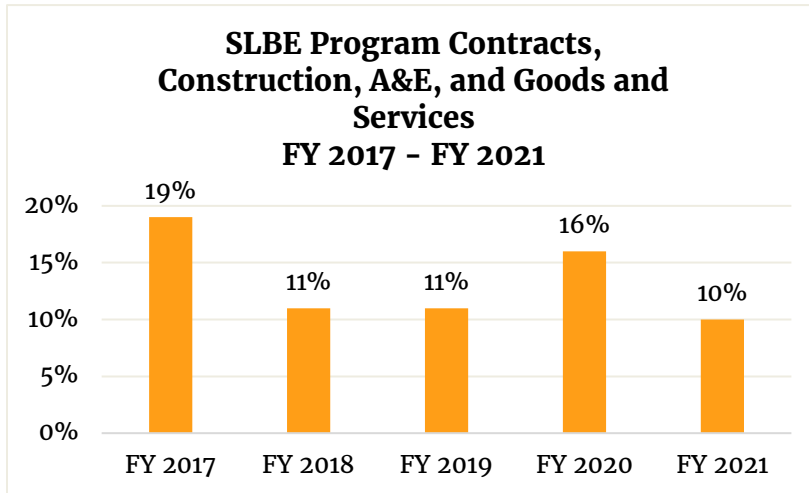
The graph below shows the total value of contracts awarded to SLBE or ELBE firms on construction or A&E consultant contracts (combined) over the last five fiscal years. While there was a decrease in overall dollar value awarded to SLBE or ELBE firms from the last fiscal year, the participation percentage awarded increased by 2 percent when compared to FY 2019 and 2020. Reasons for varying amounts can be attributed to project sizing, complexity, and volume of projects based on asset type. A detailed list identifying the SLBE/ELBE firms who were awarded contracts during this fiscal year is provided in Attachment 2.



Participation by SLBE/ELBE Firms on City Funded Contracts

All Contracts

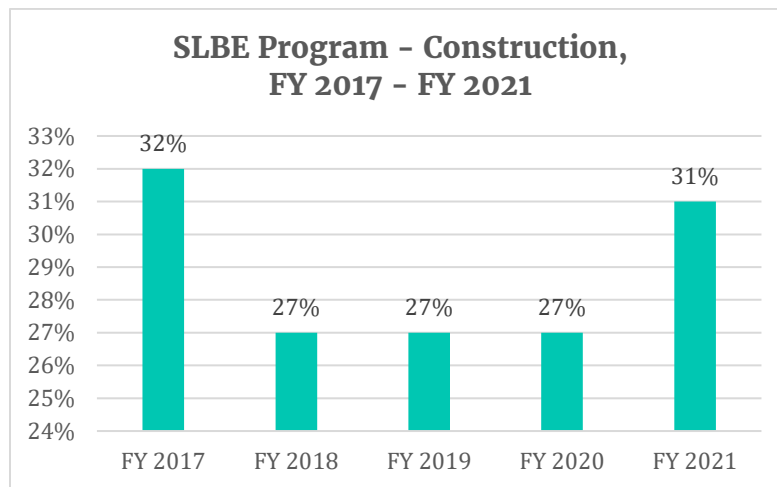
In FY 2021, the City awarded a total of \$568.8 million in construction, A&E, and good and services contracts, of which \$58.4 million went to certified SLBE or ELBE firms⁷. The graph below shows SLBE/ELBE participation across all contracts over the last five fiscal years.



Construction Contracts

Construction contracts awarded with SLBE program requirements during this fiscal year included 49 major⁸ contracts totaling \$156.5 million and 1 minor contract totaling \$310 thousand. The 49 major contracts identified contained mandatory SLBE subcontractor participation requirements, while the 1 minor contract was restricted to SLBE/ELBE bidders only. The total SLBE/ELBE participation awarded in FY 2021 was \$48.5 million.

Below is a breakdown of the percent of dollars awarded to City-certified SLBE or ELBE firms on construction contracts for the last five fiscal years.

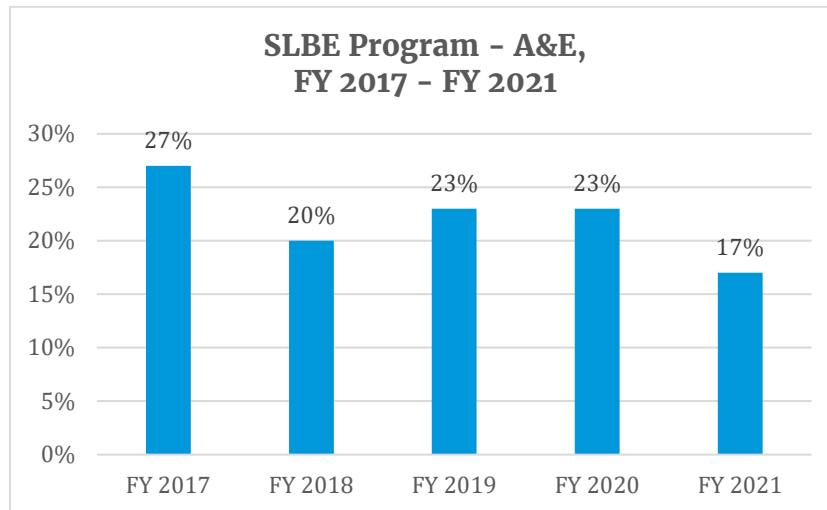


Architectural & Engineering Contracts

⁷ Detailed information on diversity of awards based on race/ethnic group is available in table format in Attachment 5.

⁸ Major public works contracts are contracts valued at \$500K or more. Minor public works contracts are contracts valued under \$500K. For additional information: <https://docs.sandiego.gov/municode/MuniCodeChapter02/Ch02Art02Division36.pdf>

The Engineering & Capital Projects Department awarded \$38.1 million⁹ in A&E consultant contracts during FY 2021, of which \$6.3 million went to certified SLBE or ELBE firms¹⁰. The graph below shows the percent of dollars awarded to SLBE/ELBE firms over the last five fiscal years.



Goods & Services Contracts

During FY 2021, the Purchasing & Contracting Department awarded a total of \$373.9 million in goods and services contracts. Of this amount, \$3.5 million was awarded to certified SLBE/ELBE firms. Only contracts in which the Purchasing Agent is required to advertise for sealed bids or proposals in the City's official newspaper shall incorporate a 20 percent voluntary SLBE goal and 5 percent bid discount for bids or up to an additional 12 percent of the total possible evaluation points for proposals based on SLBE participation. Refer to Council Policy 100-10 for SLBE Program applicability.

Table 1 below depicts the distribution of formally solicited goods & services contracts awarded to SLBE/ELBE firms for the past three fiscal years.

Table 1

Certification	FY 2019*			FY 2020			FY 2021		
	# Awarded*	Dollar Amount	% of Dollars Awarded	# Awarded	Dollar Amount	% of Dollars Awarded	# Awarded	Dollar Amount	% of Dollars Awarded
ELBE	1	\$70,891	0%	4	\$4,168,655	2%	3	\$2,504,875	1%
SLBE	9	\$2,609,309	1%	1	\$1,650,235	1%	3	\$957,394	0%
Non-SLBE/ELBE	660	\$341,913,386	99%	92	\$248,506,069	98%	75	\$389,763,342	99%
Total	670	\$344,593,586	100%	97	\$254,324,959	100%	81	\$373,934,140	100%

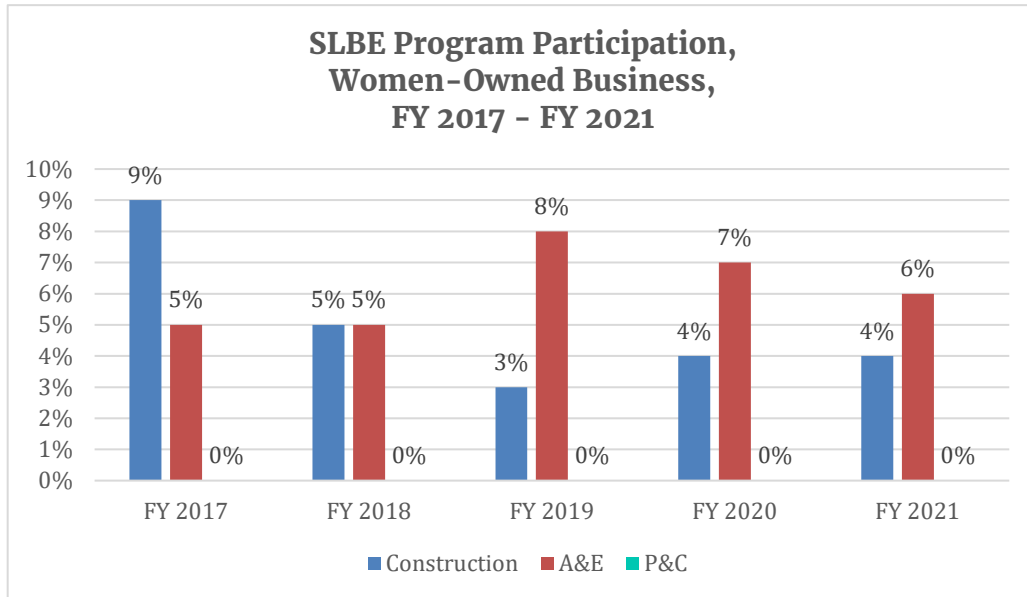
* FY2019 is information on total spend amount for goods and services POs. Information on awards was not being tracked at that time.

⁹ Total award amount includes stand-alone contract awards and tasks issued under as-needed contracts.

¹⁰ Detailed information on A&E consultant contract awards is available in table format in Attachment 4.

SLBE Participation, Woman-Owned

Participation by certified SLBE/ELBE woman-owned firms for construction, A&E, and good and services contracts during FY 2021 totaled \$11.6 million. The graph below shows participation for certified SLBE or ELBE women-owned firms across all contracts over the last five fiscal years.



Costs Associated with Oversight of SLBE Program

At the recommendation of the City Auditor, P&C will be tracking information related to the amount of time spent by staff who are involved with the SLBE Program, as well as information on how much more the City may pay contractors who are complying with SLBE Program requirements.

To track staff time, P&C created an internal order number to be used by staff whose efforts are spent on administrating the program. During FY 2021 EOCP staff spent a total of 419 hours reviewing SLBE program applications and performing site visits to ensure firms meet the eligibility requirements of the program. The Engineering & Capital Projects Department spent a total of 125 hours updating database of available SLBE/ELBE firms and creating mandatory SLBE/ELBE subcontracting goals for City funded construction contracts.

Table 2 below shows the distribution of staff time to administrate the SLBE program for the fiscal year.

Table 2

	FY 2021	
Role	Position	# of Hours
EOCP		
Application Review	Management Analyst	413
Site Visit		6
	Total	419
E&CP		
Goal Calculations	Engineer Civil	73
Update Firm Availability		52
	Total	125

	Grand Total	544
--	--------------------	------------

During FY 2021, P&C awarded one project to the second lowest bidder due to the lowest bidder failing to meet SLBE Program requirements. The overall difference in award of the contract including alternate bid items totaled \$555,144.96 in additional cost to the City. However, the variance when comparing only the base bid without including alternate bid items was \$210,984.10.

Table 3 below provides more detailed information on the difference between bids based on the preceding statement.

Table 3

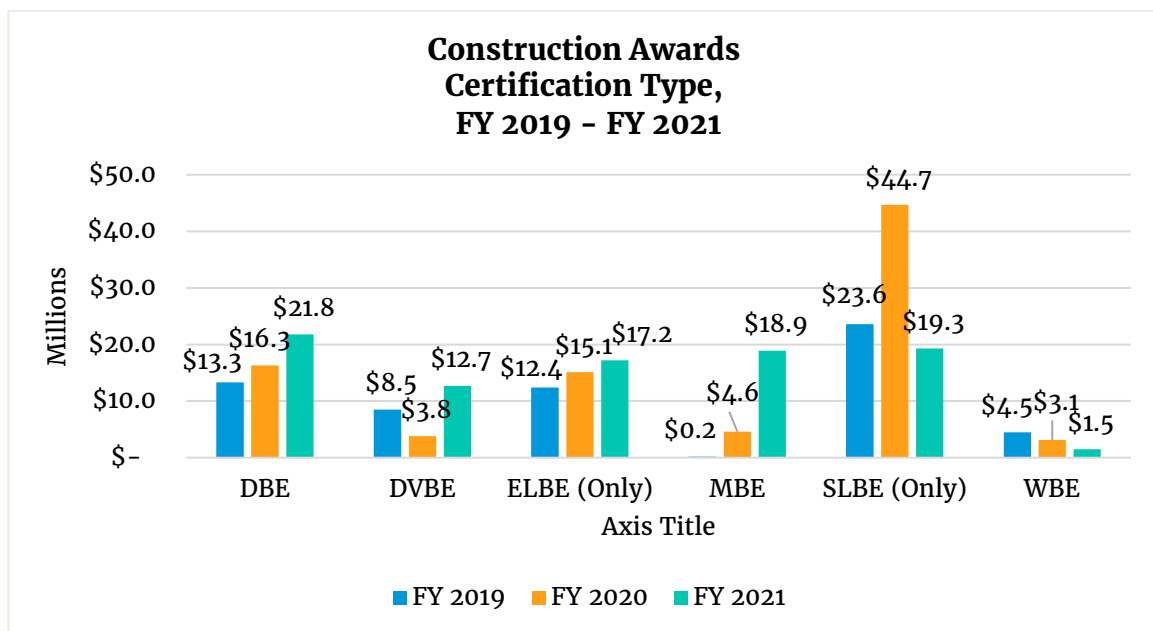
Bid No.	Project Name	Bidder Rank	Firm Name	Bid Amount	Variance in Price
K-21-1961-DBB-3	Sewer & AC Water Group 812	1	Teichert Energy & Utilities Group, Inc.	\$11,602,888.88	\$555,144.96
		2	Burtech Pipeline, Inc.	\$12,158,033.84	

Diversity of Contract Awards

Contracts by Certification Type

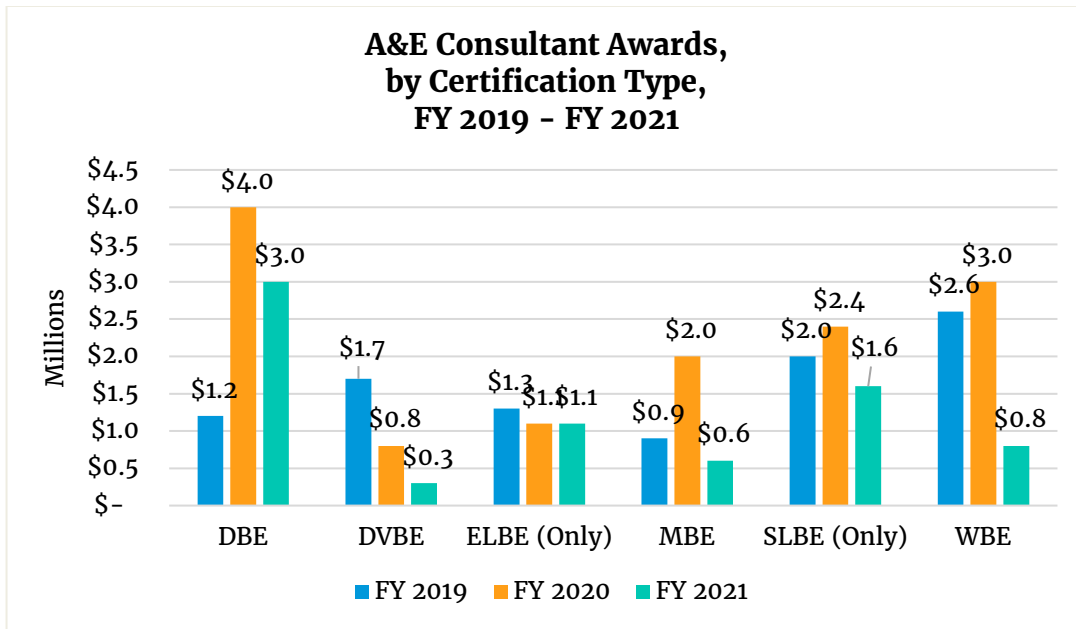
The City encourages participation by other types of certified firms on City contracts, outside of those designated in the SLBE program. The certifications recognized by the City include: Disadvantaged Business Enterprise (DBE); Disabled Veteran Business Enterprise (DVBE); Minority Business Enterprise (MBE); and Woman Business Enterprise (WBE). EOCP not only monitors participation for contracts subject to SLBE requirements, but also for all certified firms across all funding sources and subcontracting requirements.

In FY 2021, E&CP issued 81 construction contracts totaling \$1.1 billion, of which \$91.5 million was awarded to City recognized certified firms for all contracts regardless of funding source, including Federal, emergency, and sole source contracts. The graphs below show the dollar value of construction contracts awarded to the various City recognized certified firms.¹¹



The following chart shows the distribution of A&E Consultant contract awards based on certification type for the last three fiscal years.

¹¹ Information on Construction contract awards is available in table format in Attachment 3.



The Purchasing & Contracting Department awarded a total of \$6.6 million to certified DBE/DVBE/ELBE/MBE/SLBE/WBE firms. The table below shows the distribution of goods and services contract awards based on certification type for the last three fiscal years.

Table 6

Certification	FY 2019*			FY 2020			FY 2021		
	# Awarded*	Dollar Amount	% of Dollars Awarded	# Awarded	Dollar Amount	% of Dollars Awarded	# Awarded	Dollar Amount	% of Dollars Awarded
DBE	4	\$467,826	0%	3	\$77,500	0%	0	\$0	0%
DVBE	9	\$2,870,662	1%	0	\$0	0%	0	\$0	0%
ELBE	1	\$70,891	0%	4	\$4,168,655	2%	3	\$2,504,875	1%
MBE	16	\$3,192,689	1%	1	\$331,735	0%	0	\$0	0%
SLBE	9	\$2,609,309	1%	1	\$1,650,235	1%	3	\$957,394	0%
WBE	9	\$1,178,178	0%	1	\$3,000,000	1%	2	\$3,093,200	1%
Non-Certified	622	\$334,204,031	97%	87	\$245,096,834	96%	73	\$367,355,601	98%
Total	670	\$344,593,586	100%	97	\$254,324,959	100%	81	\$373,934,140	100%

* FY19 Diversity report includes information on total spend amount for goods and services POs

Contracts by Race/Ethnic Group

The diversity of construction awards based on race/ethnic group for FY 2021 was \$46.6 million. Table 4 below shows the diversity of contract awards for the last three fiscal years for all projects regardless of funding source (City, State, Federal).

Table 4

Ethnicity	FY 2019			FY 2020			FY 2021		
	# Awarded	Dollar Amount	% of Dollars Awarded	# Awarded	Dollar Amount	% of Dollars Awarded	# Awarded	Dollar Amount	% of Dollars Awarded
African American	5	\$670,024	0%	4	\$414,667	0%	6	\$852,418	0%
Asian American	6	\$951,155	0%	10	\$1,037,743	0%	12	\$2,438,000	0%
Asian Subcontinent	0	\$0	0%	15	\$5,039,767	2%	0	\$0	0%
Caucasian	248	\$83,453,158	39%	241	\$116,217,183	35%	183	\$48,216,374	4%
Latino	90	\$16,842,109	8%	84	\$27,793,272	8%	70	\$39,878,982	4%
Native American	9	\$652,354	0%	9	\$484,282	0%	6	\$3,395,098	0%
Unidentified	147	\$113,497,131	53%	154	\$178,286,539	54%	189	\$1,031,246,536	92%
Total	505	\$216,065,931	100%	517	\$329,273,453	100%	466	\$1,126,027,408	100%

Table 5 below shows The diversity of A&E Consultant contract awards based on race/ethnic group for the last three fiscal years.

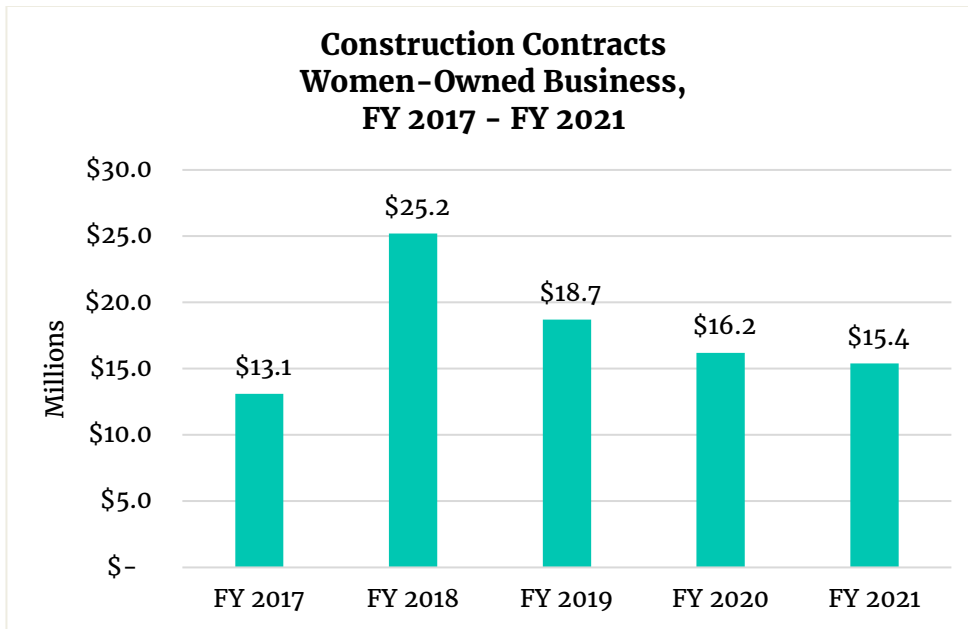
Table 5

Ethnicity	FY 2019			FY 2020			FY 2021		
	# Awarded	Dollar Amount	% of Dollars Awarded	# Awarded	Dollar Amount	% of Dollars Awarded	# Awarded	Dollar Amount	% of Dollars Awarded
African American	5	\$55,292	0%	5	\$56,976	0%	3	\$147,110	0%
Asian American	10	\$1,057,367	3%	31	\$3,063,762	7%	34	\$1,564,548	4%
Asian Subcontinent	0	\$0	0%	0	\$0	0%	1	\$24,500	0%
Caucasian	131	\$9,448,622	27%	147	\$11,451,573	24%	110	\$4,174,639	11%
Latino	27	\$1,493,048	4%	36	\$2,421,535	5%	33	\$1,342,912	4%
Native American	1	\$58,096	0%	5	\$260,705	1%	16	\$484,354	1%
Unidentified	87	\$22,547,134	65%	219	\$29,678,917	63%	279	\$30,320,867	80%
Total	261	\$34,659,559	100%	443	\$46,933,468	100%	476	\$38,058,930	100%

Contracts Awards, Woman-Owned

Participation by woman-owned firms for all contracts awarded regardless of funding source (City, State, Federal) during FY 2021 totaled \$15.4 million. Awarded dollars to female-owned firms shows a decline over the past five fiscal years. It is important to note that in FY18, there were two large projects awarded to women-owned firms totaling \$6.3 million dollars. Overall, women-owned participation remains consistent with trends from previous fiscal years.

Construction Contracts Women-Owned Business, FY 2017 - FY 2021

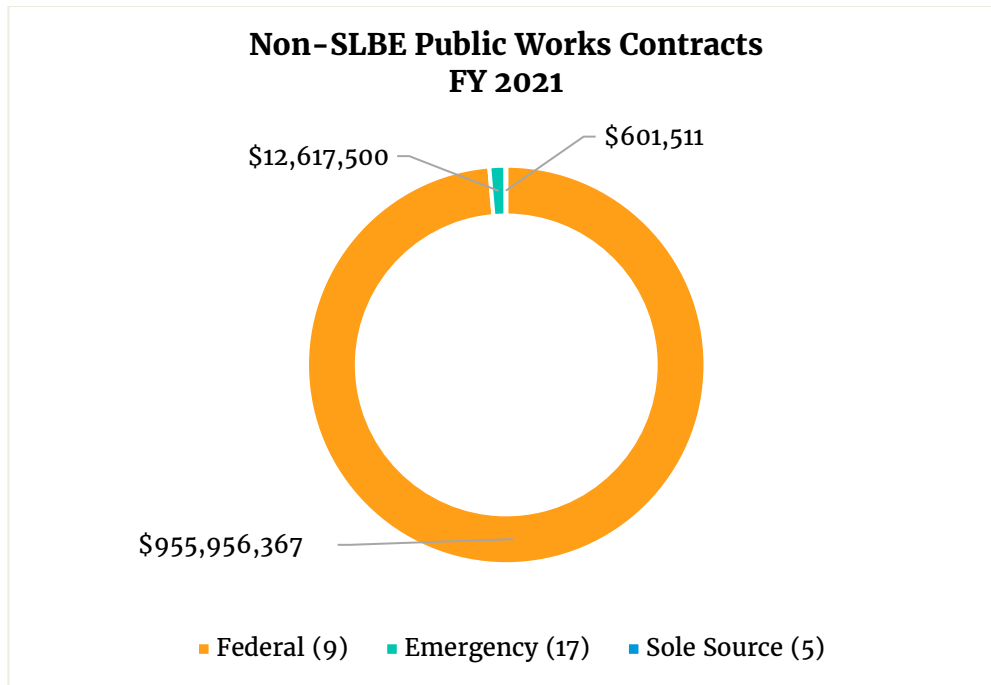


General Contract Information - CIP

While the report shows information over five fiscal years, these numbers are for informational purposes only. A true year-after-year comparison of the awarded dollars during each fiscal year is difficult due to several factors, including:

1. Asset Type – The City does not issue the same number of contracts each year for the same type of asset (e.g. surface improvements, water/sewer pipelines, paving, etc.), which impacts the number of available certified firms eligible to participate on City contracts due to the scope of work;
2. Contract Sizing – To protect City interest, larger projects require contractors to have a larger bonding capacity. The larger the contract and bonding requirement, the less likely a smaller firm or qualified disadvantaged business will be able to participate on the contract as a prime contractor; and
3. Funding Source – The City applies for grants and loans from various State and Federal agencies each year to be utilized for various projects. Each agency may have its own subcontracting program requirements and may impact the type of bidder that will submit a bid for the project and the utilization of the required certified firms. The State and/or Federal agency funds utilized on projects during this fiscal year is discussed later in this report.

During FY 2021, 31 Public Works contracts totaling \$969.1 million were awarded without SLBE program requirements. Contracts may be exempt from SLBE requirements if there is an additional funding source (State and/or Federal) or if the contract is considered an Emergency or Sole Source. The breakdown of the 31 projects that were not subject to SLBE program requirements is shown below.



The 9 projects noted in the graph were subject to funding sources other than that of the City. The Federal and/or State funding agencies utilized for Public Works projects during this fiscal year include:

1. California State Water Resource Control Board (SWRCB) – Clean Water State Revolving Fund (CWSRF);
2. Department of Transportation (DOT) - Federal Highway Administration (FHWA);
3. Department of Housing & Urban Development (HUD) – Community Development Block Grant (CDBG); and

Each of the agencies above require their own subcontractor participation program, which precludes the City's ability to incorporate the SLBE Program and mandatory SLBE subcontracting goals. The subcontracting requirements for each of the agencies is as follows:

1. Clean Water State Revolving Fund (CWSRF) – 2 percent MBE; 1 percent WBE subcontracting fair share goal established by Environmental Protection Agency (EPA) for Region 9¹². Bidder is required to submit good faith effort documentation (GFE) documentation regardless if subcontracting goal has been met;
2. Federal Highway Administration (FHWA) – Mandatory DBE goal established based on availability by work category code. Bidder is required to meet the goal or submit GFE; and
3. Community Development Block Grant (CDBG) – Fair share goals established by HUD and bidder is required to submit GFE documentation regardless if subcontracting goal has been met. The U.S. Small Business Administration (SBA) as follows:

5 percent Small Disadvantaged Business (SDB);

¹² EPA Region 9 consists of the following states: California, Nevada, Arizona, and Hawaii.

- 5 percent Women-Owned Small Business (WoSB);
- 3 percent HUBZone Small Business (HubZone);
- 3 percent Service-Disabled Veteran-Owned Small Business (SDVoSB)

Contract Compliance: Pre-Award Activities

Staff ensures vendors awarded contracts are compliant with various Municipal Code and Council Policy requirements that EOCP is tasked with overseeing. EOCP tasks can be broken up into pre-award and post-award duties. Pre-Award duties include: the review of all Mayoral and Council-driven actions by analyzing work force reports, equal employment opportunity (EEO) plans, and verifying nondiscrimination in contracting. During the advertisement phase of procurement, staff may participate in pre-bid or pre-proposal meetings as indicated in solicitation documents, addressing questions related to EOCP and/or subcontracting requirements, and after bid opening or proposal submittal dates, conducting bid evaluations to ensure compliance with required subcontractor participation requirements based on funding agency.

Table 7 below shows the number of pre-award compliance related activities staff engaged in during the fiscal year.

Table 7

Compliance Activity	FY 2019	FY 2020	FY 2021
Bid Evaluations	67	129	92
City Good Faith Effort (GFE) Reviews	5	9	17
Federal GFE Reviews	7	23	14
Pre-Bid/Pre-Proposal Meetings	44	24	19
Proposal Evaluations	41	37	51
Proposal Interview Panels	1	0	0
Action Documents Processed			
<i>Mayoral Actions</i>	457	412	328
<i>Council Action</i>	156	155	154
Total Actions	613	567	482
Equal Employment Opportunity (EEO) Plan ¹³	41	62	64

Contract Compliance: Post-Award Activities

Post-Award contract compliance monitoring is conducted after the award of a contract. Duties include monitoring subcontractor participation levels via monthly invoicing reports, approving subcontractor substitution request and final summary reports. Table 8 below depicts the compliance related activities conducted for post-award:

Table 8

Compliance Activity	FY 2019	FY 2020	FY 2021
Monthly Invoicing Reports Reviewed	14	164	267

¹³ Compliance activity for EEO plan includes request, review, and approval or denial of plan submitted.

Final Summary Report (FSR)			
Number of FSRs Received	108	58	76
Number of Verifications Sent	508	94	220
Subcontractor Substitution Requests	4	7	5
Public Contract Code Violations	1	0	0

Citizen's Equal Opportunity Commission (CEOC)

EOCP continues to facilitate the monthly meetings of the CEOC on the first Wednesday of each month at 6:00 p.m. The Commission is active in the promotion and support of equal opportunity in contracting and continue to provide valuable input with regards to critical policy decisions that impact equal opportunity. Duties of the Commission include:

1. Monitor and/or evaluate the City's Equal Opportunity Program;
2. Advise the Mayor, City Council, Civil Service Commission and other appropriate agencies of City government on a continuous basis;
3. Submit written reports to the Rules Committee and City Council for review;
4. Assist in the recruitment of competent historically underrepresented individuals and/or businesses, women and persons with disabilities, and
5. Promote the City as an Equal Opportunity Employer to individuals and firms desiring to contract with the City.

During this fiscal year, CEOC had eight commissioners serving the commission. Currently, three advocacy positions remain to be filled: Native-American, African American, and Disabled. Staff continues to work with the Office of Boards and Commissions to fill all vacant positions.

Conclusion

EOCP continues to be proud of the progress the team has made during this fiscal year. Staff will continue to work closely with all vendors (construction, consultant, and goods & services) to promote and ensure equal opportunity, economic development, and inclusionary practices via outreach and education.

City of San Diego Strategic Plan:

Goal 5: Foster Regional Prosperity.

Objective: San Diego businesses benefit from programs and funding opportunities that are accessible and equitably distributed.

Fiscal Considerations:

N/A

Charter Section 225 Disclosure of Business Interests:

N/A

Environmental Impact:

N/A

Climate Action Plan Implementation:

N/A

Equal Opportunity Contracting Information (if applicable):

N/A

Previous Council and/or Committee Actions:

Planning Commission Action:

N/A

Key Stakeholders and Community Outreach Efforts:

Key Stakeholders include City of San Diego Businesses and Residents.

Claudia C. Abarca

Matthew Vespi

Director, Purchasing & Contracting

Chief Financial Officer

Equal Opportunity Contracting Program
OUTREACH EVENTS LOG

Date	Title	Venue	Type of Event	# of Participants
1/12/2021	C&C Mentor Protégé Program	Virtual Meeting	Outreach	20
1/20/2021	Chat 'N' Chew	Virtual Meeting	Outreach	33
2/10/2021	Public Agency Consortium (PAC) Meeting	Virtual Meeting	Public Agency Consortium (PAC) Meeting	12
2/18/2021	South PTAC - How to Become SLBE Certified Workshop	Virtual Meeting	Training	20
3/9/2021	C&C Mentor Protégé Program	Virtual Meeting	Outreach	9
3/30/2021	Caltrans 2021 Statewide DBE Summit	Virtual Meeting	Outreach	273
4/6/2021	Turner School of Construction - Spring Session	Virtual Meeting	Outreach	30
4/13/2021	C&C Mentor Protégé Program	Virtual Meeting	Outreach	9
4/14/2021	Public Agency Consortium (PAC) Meeting	Virtual Meeting	Public Agency Consortium (PAC) Meeting	12
5/11/2021	C&C Mentor Protégé Program	Virtual Meeting	Outreach	9

Equal Opportunity Contracting Program

Date	Title	Venue	Type of Event	# of Participants
6/8/2021	C&C Mentor Protégé Program	Virtual Meeting	Outreach	9
6/9/2021	Public Agency Consortium (PAC) Meeting	Virtual Meeting	Public Agency Consortium (PAC) Meeting	12
8/10/2021	C&C Mentor Protégé Program	Virtual Meeting	Outreach	9
8/11/2021	Public Agency Consortium (PAC) Meeting	Virtual Meeting	Public Agency Consortium (PAC) Meeting	12
8/25/2021	CALTRANS 17th Annual Procurement and Resource Fair	Virtual Meeting	Outreach	317
8/25/2021	Chat 'N' Chew	Virtual Meeting	Outreach	27
8/26/2021	C&C Mentor Protégé Program	Virtual Meeting	Outreach	9
9/14/2021	C&C Mentor Protégé Program	Virtual Meeting	Outreach	9
9/30/2021	Meet the Primes! (San Diego International Airport)	Virtual Meeting	Outreach	297
10/7/2021	Turner School of Construction - Fall Session	Virtual Meeting	Outreach	52
10/13/2021	Public Agency Consortium (PAC) Meeting	Virtual Meeting	Public Agency Consortium (PAC) Meeting	12

Equal Opportunity Contracting Program

Date	Title	Venue	Type of Event	# of Participants
10/14/2021	Construction & Collaboration (C&C) Mentor Protégé Program	Virtual Meeting	Outreach	9
10/19/2021	CALTRANS 17th Annual Procurement and Resource Fair	Virtual Meeting	Outreach	317
10/20/2021	Chat 'N' Chew	Virtual Meeting	Outreach	27

FY 2021 Contract Awards by SLBE-ELBE Firm

Total # of Contracts	Firm Name	Bid Number	Project Title	Certification	Role	Contract Amount	Total \$ Amount
1	A Glasco, Inc.	K-21-1909-DB2-3	Torrey Pines Fire Station	ELBE	Sub	\$ 187,085.00	\$ 187,085.00
1	A.B. Hashmi, Inc.	K-20-1837-DBB-3-A	Market St - 47th to Euclid Complete St	ELBE	Sub	\$ 246,940.00	\$ 246,940.00
1	A-1 Fire Protection, Inc.	K-21-1909-DB2-3	Torrey Pines Fire Station	ELBE	Sub	\$ 95,000.00	\$ 95,000.00
4	AARK Engineering, Inc.	H197098	Task Order 20LS02 / Bonita Cove East Improvements	SLBE	Sub	\$ 6,748.00	\$ 40,871.00
	AARK Engineering, Inc.	H197098	Task Order 20LS05 / Jerabek Park Improvements	SLBE	Sub	\$ 2,870.00	
	AARK Engineering, Inc.	H176830	Task Order 17CP23 / Lower Otay Outlet Tower Repairs	SLBE	Sub	\$ 18,000.00	
	AARK Engineering, Inc.	H207140	Task Order 12CM02 / Sewer Group Job 836	SLBE	Sub	\$ 13,253.00	
1	Acculine Survey, Inc.	K-21-1941-DBB-3	La Paz Mini Park	SLBE	Sub	\$ 20,000.00	\$ 20,000.00
2	Acme Safety & Supply Corp	H156366	Water and Sewer Group 1034 15GT28	SLBE	Sub	\$ 5,799.91	\$ 11,599.91
	Acme Safety & Supply Corp	H156366	15GT28 Water and Sewer Group 1034	SLBE	Sub	\$ 5,800.00	
1	Affordable Drain Service, Inc.	K-21-1992-DBB-3	Balboa Park Pipeline Replacement Phase II	ELBE	Sub	\$ 10,080.00	\$ 10,080.00
5	Aguirre & Associates	H186986	Buchanan Canyon Sewer Replacement 18TP02	ELBE	Sub	\$ 15,303.29	\$ 327,311.59
	Aguirre & Associates	H207138	Design of Palm Avenue Interstate 805 Interchange	SLBE	Sub	\$ 153,864.06	
	Aguirre & Associates	H197098	Task Order 20LS02 / Bonita Cove East Improvements	SLBE	Sub	\$ 64,071.00	
	Aguirre & Associates	H197098	Task Order 20LS05 / Jerabek Park Improvements	SLBE	Sub	\$ 54,458.00	
	Aguirre & Associates	H197099	Task Order 20LSP03 / Chollas Triangle Park-General Development Plan	SLBE	Sub	\$ 39,615.24	
2	Ahrens Mechanical	K-20-1936-DBB-3	Fairbrook Neighborhood Park Development	SLBE	Sub	\$ 365,000.00	\$ 614,096.90
	Ahrens Mechanical	K-20-1879-JOC-3	Aero Drive Trailers Demolition	SLBE	Prime	\$ 249,096.90	
3	AirX Utility Surveyors	H176829	Miramar Valves Replacement 17CN17	SLBE	Sub	\$ 15,580.38	\$ 69,851.54
	AirX Utility Surveyors	H207138	Design of Palm Avenue Interstate 805 Interchange	SLBE	Sub	\$ 43,961.16	
	AirX Utility Surveyors	H187008	Task Order 3 / South Bay Wastewater Treatment Plant SD	SLBE	Sub	\$ 10,310.00	
1	AK Commercial & Construction Cleaning	K-21-1909-DB2-3	Torrey Pines Fire Station	SLBE	Sub	\$ 10,377.00	\$ 10,377.00
1	Allied Geotechnical	H176898	Task Order 48 / Hollister Mitigation Planning and Permitting	SLBE	Sub	\$ 12,457.00	\$ 12,457.00
1	Alta Land Surveying, Inc.	K-21-1909-DB2-3	Torrey Pines Fire Station	ELBE	Sub	\$ 42,800.00	\$ 42,800.00
2	Alvarez & Shaw, Inc.	K-18-1543-JOC-3	SP1543N-002/ Miramar Ranch Paving Group 1	ELBE	Sub	\$ 235,277.00	\$ 378,040.00
	Alvarez & Shaw, Inc.	K-20-1922-DBB-3	Downtown Complete Street Implementation Phase 2B	ELBE	Sub	\$ 142,763.00	
2	Ambrit Services, Inc.	K-19-1772-JOC-3	S18010/J Street Mini Park	ELBE	Sub	\$ 1,500.00	\$ 23,497.95
	Ambrit Services, Inc.	K-20-1772-JOC-3	S18013/OB Dog Beach Accessibility Improvements	ELBE	Sub	\$ 21,997.95	
1	Amerivet Contracting	K-20-1879-JOC-3	BS1879-004 / Chollas Crane Replacement	ELBE	Sub	\$ 36,500.00	\$ 36,500.00
1	Aqua Community Relations	H197119	Task Order 2 / Housing Inventory Report	ELBE	Sub	\$ 4,140.00	\$ 4,140.00
1	ARC Engineers, Inc.	K-21-1995-DBB-3	Tecolote North & South Improvements & Adult Fitness Course	ELBE	Sub	\$ 30,000.00	\$ 30,000.00
3	Artemis Environmental	H176898	Task Order 48 / Hollister Mitigation Planning and Permitting	SLBE	Sub	\$ 18,870.00	\$ 120,347.00
	Artemis Environmental	H176898	Task Order 49 / Otay Reed Mitigation Planning and Permitting	SLBE	Sub	\$ 37,328.00	
	Artemis Environmental	H176898	Task Order 56 / Stadium Outfalls Maintenance - Project Management, Environmental Review and Permitting	SLBE	Sub	\$ 64,149.00	
2	Balboa Engineering, Inc.	H186986	Sewer and AC Water Group 793A 18TP03	ELBE	Sub	\$ 24,090.66	\$ 93,045.93
	Balboa Engineering, Inc.	H186986	Buchanan Canyon Sewer Replacement 18TP02	ELBE	Sub	\$ 68,955.27	
1	BC3 Equipment, Inc.	K-20-1879-JOC-3	BS1879-003 / Sherman Heights Community Center Playground	ELBE	Sub	\$ 26,000.00	\$ 26,000.00

Total # of Contracts	Firm Name	Bid Number	Project Title	Certification	Role	Contract Amount	Total \$ Amount
1	BDS Engineering, Inc.	H166547	16AR17 Montgomery Field Gibbs Office Building Campus	ELBE	Sub	\$ 5,400.00	\$ 5,400.00
3	Blackhawk Environmental, Inc.	H176898	Task Order 47 / El Cuervo Del Sur Phase I Monitoring	SLBE	Sub	\$ 8,939.00	\$ 22,982.00
	Blackhawk Environmental, Inc.	H176898	Task Order 48 / Hollister Mitigation Planning and Permitting	SLBE	Sub	\$ 2,985.00	
	Blackhawk Environmental, Inc.	H176898	Task Order 56 / Stadium Outfalls Maintenance - Project Management, Environmental Review and Permitting	SLBE	Sub	\$ 11,058.00	
1	Blue Lake Civil	H207138	Design of Palm Avenue Interstate 805 Interchange	ELBE	Sub	\$ 153,864.06	\$ 153,864.06
3	Blue Pacific Engineering & Construction	K-20-1920-DBB-3	Sewer Group 776A	SLBE	Prime	\$ 3,348,012.50	\$ 8,800,015.50
	Blue Pacific Engineering & Construction	K-21-1870-DBB-3	University Ave Mobility Project	SLBE	Prime	\$ 4,987,003.00	
	Blue Pacific Engineering & Construction	K-21-1951-DB1-3	Hillside Drive (SD System Install/Resurface Improv)	SLBE	Prime	\$ 465,000.00	
1	BlueScape Environmental	H187018	Task Order 9 / Health Risk Assessment Services	SLBE	Sub	\$ 20,000.00	\$ 20,000.00
2	Brent Harvey Consulting, Inc.	K-21-1967-MAC-3-A	Torrey Pines Golf Course Temporary Driving Range (RFQ 1852)	ELBE	Sub	\$ 20,000.00	\$ 36,000.00
	Brent Harvey Consulting, Inc.	K-20-1897-DBB-3-A	Improvements Island Avenue Mini Park	ELBE	Sub	\$ 16,000.00	
7	BSE Engineering	H166547	16AR17 Montgomery Field Gibbs Office Building Campus	SLBE	Sub	\$ 19,410.00	\$ 162,583.99
	BSE Engineering	H2125797	Design Support of the Soledad Pump Station	SLBE	Sub	\$ 16,336.99	
	BSE Engineering	H2125862	Design of Lighting System for Mountain View Sport Courts	SLBE	Prime	\$ 10,395.00	
	BSE Engineering	H197098	Task Order 20LS02 / Bonita Cove East Improvements	SLBE	Sub	\$ 23,552.00	
	BSE Engineering	H197098	Task Order 20LS05 / Jerabek Park Improvements	SLBE	Sub	\$ 27,416.00	
	BSE Engineering	H176829	Task Order 17CN22 / NCRP Chiller Replacement	SLBE	Sub	\$ 59,400.00	
	BSE Engineering	H197098	Task Order 3 / Emerald Hills Park General Development Plan	SLBE	Sub	\$ 6,074.00	
1	C2 Group	H176956	Task Order 4 / Annual Program Support	SLBE	Sub	\$ 210,000.00	\$ 210,000.00
3	Cali Construction	K-20-1933-DBB-3	Sewer and AC Water Group 1032	ELBE	Sub	\$ 1,456,765.00	\$ 1,699,028.00
	Cali Construction	K-20-1935-DBB-3	Water Group 968	ELBE	Sub	\$ 134,128.00	
	Cali Construction	K-20-1878-JOC-3	PS1878-005 / Maple Canyon Restoration Phase 1	SLBE	Sub	\$ 108,135.00	
5	California Asphalt Paving and Grading	K-20-1931-DBB-3	Mission Beach Water & Sewer Replacement	ELBE	Sub	\$ 485,631.00	\$ 2,457,516.22
	California Asphalt Paving and Grading	K-20-1911-DBB-3	Balboa Park Pipeline Replacement Phase III	ELBE	Sub	\$ 488,826.71	
	California Asphalt Paving and Grading	K-21-1961-DBB-3	Sewer & AC Water Group 812	ELBE	Sub	\$ 1,016,001.09	
	California Asphalt Paving and Grading	K-21-1966-DBB-3	Sewer Group Job 843	ELBE	Sub	\$ 309,240.50	
	California Asphalt Paving and Grading	K-21-1969-DBB-3	AC Water & Sewer Group 1051; Sewer Rehab 1051A	ELBE	Sub	\$ 157,816.92	
1	Cats Excavating, Inc.	K-21-1909-DB2-3	Torrey Pines Fire Station	SLBE	Sub	\$ 410,673.00	\$ 410,673.00
	Chen Ryan Associates	H197098	Task Order 20LS02 / Bonita Cove East Improvements	SLBE	Sub	\$ 89,560.00	
	Chen Ryan Associates	H197098	Task Order 20LS05 / Jerabek Park Improvements	SLBE	Sub	\$ 82,530.00	
	Chen Ryan Associates	H197099	Task Order 20LSP03 / Chollas Triangle Park-General Development Plan	SLBE	Sub	\$ 85,799.71	
	Chen Ryan Associates	H197120	Task Order 1 / Hillcrest Focused Plan Amendment Phase 2	SLBE	Sub	\$ 72,390.00	

Total # of Contracts	Firm Name	Bid Number	Project Title	Certification	Role	Contract Amount	Total \$ Amount
9	Chen Ryan Associates	H176818	Task Order 13 / Development Impact Fee	SLBE	Sub	\$ 28,993.00	\$ 536,774.71
	Chen Ryan Associates	H176820	Task Order 15 / Barrio Logan Community Plan Update	SLBE	Sub	\$ 53,770.00	
	Chen Ryan Associates	H197121	Task Order 3 / College Area Community Plan Update Phase 2	SLBE	Sub	\$ 75,750.00	
	Chen Ryan Associates	H197121	Task Order 2 / College Area Community Plan Update Phase 1	SLBE	Sub	\$ 38,517.00	
	Chen Ryan Associates	H197098	Task Order 3 / Emerald Hills Park General Development Plan	SLBE	Sub	\$ 9,465.00	
7	Citythinkers	H197120	Task Order 1 / Hillcrest Focused Plan Amendment Phase 2	ELBE	Sub	\$ 20,000.00	\$ 230,000.00
	Citythinkers	H197118	Task Order 2 / Clairemont Community Plan Update	ELBE	Sub	\$ 33,490.00	
	Citythinkers	H197118	Task Order 3 / University Community Plan Update Planning & Design	ELBE	Sub	\$ 79,725.00	
	Citythinkers	H197118	Task Order 4 / Barrio Logan Community Plan Update	ELBE	Sub	\$ 21,000.00	
	Citythinkers	H197121	Task Order 3 / College Area Community Plan Update Phase 2	ELBE	Sub	\$ 32,273.00	
	Citythinkers	H197121	Task Order 2 / College Area Community Plan Update Phase 1	ELBE	Sub	\$ 23,662.00	
	Citythinkers	H197123	Task Order 1 / Transit Mode Share Needs	ELBE	Sub	\$ 19,850.00	
1	Clark Land Resources, Inc.	H176956	Task Order 4 / Annual Program Support	ELBE	Sub	\$ 40,000.00	\$ 40,000.00
1	Clinical Path Environmental Services	10089594-20-B	Landfill Gas Systems Support Services	SLBE	Sub	\$ 151,069.48	\$ 151,069.48
1	Coast Landscaping, Inc.	K-20-1897-DBB-3-A	Improvements Island Avenue Mini Park	SLBE	Sub	\$ 79,300.00	\$ 79,300.00
8	CODE 3 Media	K-20-1878-JOC-3	PS1878-004 / Rolando Improv 1	ELBE	Sub	\$ 1,020.00	\$ 16,235.00
	CODE 3 Media	K-20-1933-DBB-3	Sewer and AC Water Group 1032	ELBE	Sub	\$ 1,700.00	
	CODE 3 Media	K-20-1931-DBB-3	Mission Beach Water & Sewer Replacement	ELBE	Sub	\$ 2,550.00	
	CODE 3 Media	K-20-1935-DBB-3	Water Group 968	ELBE	Sub	\$ 2,380.00	
	CODE 3 Media	K-21-1957-DBB-3	Pipeline Rehabilitation AY-1	ELBE	Sub	\$ 1,530.00	
	CODE 3 Media	K-21-1961-DBB-3	Sewer & AC Water Group 812	ELBE	Sub	\$ 2,720.00	
	CODE 3 Media	K-21-1992-DBB-3	Balboa Park Pipeline Replacement Phase II	ELBE	Sub	\$ 1,870.00	
	CODE 3 Media	K-21-2006-DBB-3	Pipeline Rehabilitation BB-1	ELBE	Sub	\$ 2,465.00	
1	CriticalPath Environmental Services, Inc.	10089594-20-B	Landfill Gas Systems Support Services	SLBE	Sub	\$ 151,069.48	\$ 151,069.48
4	Cross Construction, Inc.	K-20-1911-DBB-3	Balboa Park Pipeline Replacement Phase III	ELBE	Sub	\$ 138,950.00	\$ 794,650.25
	Cross Construction, Inc.	K-20-1935-DBB-3	Water Group 968	ELBE	Sub	\$ 29,975.00	
	Cross Construction, Inc.	K-21-1968-DBB-3	Sewer & AC Water Group 763	ELBE	Sub	\$ 311,281.25	
	Cross Construction, Inc.	K-21-1992-DBB-3	Balboa Park Pipeline Replacement Phase II	ELBE	Sub	\$ 314,444.00	
4	CTE, Inc.	K-20-1936-DBB-3	Fairbrook Neighborhood Park Development	ELBE	Sub	\$ 10,000.00	\$ 298,408.20
	CTE, Inc.	K-20-1916-JOC-3	San Diego Ave and Orange Ave	ELBE	Prime	\$ 234,877.88	
	CTE, Inc.	K-21-1975-DBB-3	Slurry Seal Group 2023	ELBE	Sub	\$ 12,960.00	
	CTE, Inc.	K-20-1916-JOC-3	District 1 Block 1-J UUD Job 2	ELBE	Prime	\$ 40,570.32	
1	Custom Interiors By Yigael, Inc.	K-21-1909-DB2-3	Torrey Pines Fire Station	ELBE	Sub	\$ 4,430.00	\$ 4,430.00
1	De La Fuente Construction, Inc.	K-20-1876-DBB-1	Mingei Museum Tower and East Façade Waterproofing	ELBE	Prime	\$ 295,150.00	\$ 295,150.00
1	DHK Engineers, Inc.	H187008	Task Order 4 / Cielo Woodman Pump Station	ELBE	Sub	\$ 50,111.82	\$ 50,111.82
1	Diane Murbach	H156366	Water and Sewer Group 1034 15GT28	ELBE	Sub	\$ 6,800.17	\$ 6,800.17
4	Dick Miller, Inc.	K-20-1936-DBB-3	Fairbrook Neighborhood Park Development	SLBE	Prime	\$ 3,535,353.53	\$ 12,364,120.91
	Dick Miller, Inc.	K-21-1967-MAC-3-A	Torrey Pines Golf Course Temporary Driving Range (RFQ 1852)	SLBE	Sub	\$ 186,195.00	
	Dick Miller, Inc.	K-21-1848-DBB-3	Morena Conveyance North	SLBE	Sub	\$ 258,734.00	
	Dick Miller, Inc.	K-21-1995-DBB-3	Tecolote North & South Improvements & Adult Fitness Course	SLBE	Prime	\$ 8,383,838.38	

Total # of Contracts	Firm Name	Bid Number	Project Title	Certification	Role	Contract Amount	Total \$ Amount
1	DLG Contractors, Inc.	K-21-1995-DBB-3	Tecolote North & South Improvements & Adult Fitness Course	ELBE	Sub	\$ 10,800.00	\$ 10,800.00
1	DuWright Construction, Inc.	K-18-1750-JOC-3	SBWRP and MBC Cathodic Protection Deep Anode Groundbed Replacement	ELBE	Prime	\$ 240,895.73	\$ 240,895.73
1	E-4 Construction, Inc.	K-21-1943-DBB-3	Concrete Panel Replacement - Coast Blvd	ELBE	Sub	\$ 268,320.00	\$ 268,320.00
2	Easy Flow	K-21-1988-DBB-3	Bay Ho Improvements 1	SLBE	Sub	\$ 818,822.00	\$ 1,539,022.00
	Easy Flow	K-21-1996-DBB-3	Pipeline Rehabilitation BA-1	SLBE	Sub	\$ 720,200.00	
4	EDI Engineers	H197100	Task Order 20LK01 / Marcy Neighborhood Park Improvements	ELBE	Sub	\$ 14,810.00	\$ 81,645.00
	EDI Engineers	H197100	Task Order 20LK02 / Dusty Rhodes Improvements	ELBE	Sub	\$ 29,945.00	
	EDI Engineers	H197100	Task Order 20LK05 / San Ysidro Activity Center Play Area, Parking Lot, and ADA Improvements	ELBE	Sub	\$ 17,490.00	
	EDI Engineers	H197100	Task Order 20LK03 / Playa Pacifica Park Improvements	ELBE	Sub	\$ 19,400.00	
1	EFS Engineering, Inc.	H197109	Task Order 1 / Development Impact Fee Rebuild - Phase 3	ELBE	Sub	\$ 214,155.00	\$ 214,155.00
1	Estrada Land Planning, Inc.	H207138	Design of Palm Avenue Interstate 805 Interchange	ELBE	Sub	\$ 87,922.32	\$ 87,922.32
2	Evari GIS Consulting	H197126	Task Order 1 / University CPU	SLBE	Sub	\$ 3,630.00	\$ 17,390.00
	Evari GIS Consulting	H197126	Task Order 2 / Mira Mesa CPU	SLBE	Sub	\$ 13,760.00	
1	Ferandell Tennis Court, Inc.	K-20-1936-DBB-3	Fairbrook Neighborhood Park Development	ELBE	Sub	\$ 13,550.00	\$ 13,550.00
3	Fordyce Construction, Inc.	K-20-1901-DBB-2	Nimitz Bridge at NTC Rehabilitation	SLBE	Prime	\$ 344,666.00	\$ 6,594,001.00
	Fordyce Construction, Inc.	K-20-1897-DBB-3-A	Improvements Island Avenue Mini Park	SLBE	Prime	\$ 1,897,205.00	
	Fordyce Construction, Inc.	K-20-1888-DBB-3-A	City Heights Pool Reconstruction	SLBE	Prime	\$ 4,352,130.00	
4	Frank and Son Paving, Inc.	K-21-1975-DBB-3	Slurry Seal Group 2023	ELBE	Sub	\$ 709,659.75	\$ 3,163,922.75
	Frank and Son Paving, Inc.	K-21-1848-DBB-3	Morena Conveyance North	ELBE	Sub	\$ 846,200.00	
	Frank and Son Paving, Inc.	K-21-1909-DB2-3	Torrey Pines Fire Station	ELBE	Sub	\$ 419,850.00	
	Frank and Son Paving, Inc.	K-21-1992-DBB-3	Balboa Park Pipeline Replacement Phase II	ELBE	Sub	\$ 1,188,213.00	
11	G. Scott Asphalt, Inc.	K-20-1931-DBB-3	Mission Beach Water & Sewer Replacement	SLBE	Sub	\$ 185,104.00	\$ 1,285,731.41
	G. Scott Asphalt, Inc.	K-20-1911-DBB-3	Balboa Park Pipeline Replacement Phase III	SLBE	Sub	\$ 57,640.00	
	G. Scott Asphalt, Inc.	K-20-1920-DBB-3	Sewer Group 776A	SLBE	Sub	\$ 43,322.50	
	G. Scott Asphalt, Inc.	K-20-1935-DBB-3	Water Group 968	SLBE	Sub	\$ 215,620.44	
	G. Scott Asphalt, Inc.	K-21-1961-DBB-3	Sewer & AC Water Group 812	SLBE	Sub	\$ 323,603.19	
	G. Scott Asphalt, Inc.	K-21-1966-DBB-3	Sewer Group Job 843	SLBE	Sub	\$ 115,404.58	
	G. Scott Asphalt, Inc.	K-21-1969-DBB-3	AC Water & Sewer Group 1051; Sewer Rehab 1051A	SLBE	Sub	\$ 98,665.64	
	G. Scott Asphalt, Inc.	K-21-1988-DBB-3	Bay Ho Improvements 1	SLBE	Sub	\$ 123,080.00	
	G. Scott Asphalt, Inc.	K-21-1995-DBB-3	Tecolote North & South Improvements & Adult Fitness Course	SLBE	Sub	\$ 70,426.00	
	G. Scott Asphalt, Inc.	K-21-1996-DBB-3	Pipeline Rehabilitation BA-1	SLBE	Sub	\$ 18,600.00	
G. Scott Asphalt, Inc.	K-21-2006-DBB-3	Pipeline Rehabilitation BB-1	SLBE	Sub	\$ 34,265.06		
1	GEPermit	K-21-1967-MAC-3-A	Torrey Pines Golf Course Temporary Driving Range (RFQ 1852)	ELBE	Sub	\$ 7,931.00	\$ 7,931.00
1	Golden Triangle Land Surveying, Inc.	K-20-1936-DBB-3	Fairbrook Neighborhood Park Development	ELBE	Sub	\$ 35,950.00	\$ 35,950.00
1	Heritage Architecture & Planning	H197120	Task Order 1 / Hillcrest Focused Plan Amendment Phase 2	SLBE	Sub	\$ 128,000.00	\$ 128,000.00
2	Hoch Consulting	H176943	Salk Neighborhood Joint Use Development 17QG02	ELBE	Prime	\$ 15,510.00	\$ 31,020.00
	Hoch Consulting	H176943	17QG02 Salk Neighborhood Joint Use Development	ELBE	Prime	\$ 15,510.00	
1	HR Plumbing, Inc.	K-20-1897-DBB-3-A	Improvements Island Avenue Mini Park	SLBE	Sub	\$ 92,481.00	\$ 92,481.00
	Hurricane & Power Fence Co., Inc.	K-19-1772-JOC-3	S18010/J Street Mini Park	ELBE	Sub	\$ 32,697.00	

Total # of Contracts	Firm Name	Bid Number	Project Title	Certification	Role	Contract Amount	Total \$ Amount
4	Hurricane & Power Fence Co., Inc.	K-19-1772-JOC-3	S18004/PHR Pump Track Fence	ELBE	Sub	\$ 106,810.67	\$ 360,213.67
	Hurricane & Power Fence Co., Inc.	K-20-1897-DBB-3-A	Improvements Island Avenue Mini Park	ELBE	Sub	\$ 140,706.00	
	Hurricane & Power Fence Co., Inc.	K-21-1941-DBB-3	La Paz Mini Park	ELBE	Sub	\$ 80,000.00	
3	In-line Construction, Inc.	K-20-1936-DBB-3	Fairbrook Neighborhood Park Development	SLBE	Sub	\$ 124,112.00	\$ 249,070.00
	In-line Construction, Inc.	K-21-1966-DBB-3	Sewer Group Job 843	SLBE	Sub	\$ 24,700.00	
	In-line Construction, Inc.	K-19-1772-JOC-3	S18005 / Tierrasanta Pool Staircase Replacement	SLBE	Sub	\$ 100,258.00	
2	IO Environmental & Infrastructure, Inc.	H187018	Task Order 8 / GHG Emissions Control, Mitigation and Regulatory Compliance Support	SLBE	Sub	\$ 150,000.00	\$ 887,574.52
	IO Environmental & Infrastructure, Inc.	10089594-20-B	Landfill Gas Systems Support Services	SLBE	Sub	\$ 737,574.52	
1	K Company	K-20-1911-DBB-3	Balboa Park Pipeline Replacement Phase III	ELBE	Sub	\$ 30,360.00	\$ 30,360.00
3	KCM Group	H176942	Alvarado 2nd Pipeline Extension 17QK02	ELBE	Prime	\$ 34,550.00	\$ 75,385.00
	KCM Group	H176942	Wangenheim Neighborhood Park Joint Use 17QK03	ELBE	Prime	\$ 20,960.00	
	KCM Group	H176942	Task Order 17QK04 / OB Library Expansion	ELBE	Prime	\$ 19,875.00	
1	Kirk Paving, Inc.	K-21-1942-DBB-3	ADA SW Group 3E West Point Loma	SLBE	Sub	\$ 52,500.00	\$ 52,500.00
1	Laguna Mountain Environmental, Inc.	K-20-1911-DBB-3	Balboa Park Pipeline Replacement Phase III	ELBE	Sub	\$ 47,765.00	\$ 47,765.00
1	LC Tree Service	K-21-1953-DBB-3	Asphalt Resurfacing Group 1902	SLBE	Sub	\$ 19,000.00	\$ 19,000.00
5	Libby Engineers, Inc.	H176829	Kearny Mesa Pipeline Manways 17CN18	ELBE	Sub	\$ 5,000.22	\$ 71,466.67
	Libby Engineers, Inc.	H176829	Miramar Valves Replacement 17CN17	ELBE	Sub	\$ 15,000.45	
	Libby Engineers, Inc.	H166547	16AR17 Montgomery Field Gibbs Office Building Campus	ELBE	Sub	\$ 22,945.00	
	Libby Engineers, Inc.	H176829	Task Order 17CN22 / NCRP Chiller Replacement	ELBE	Sub	\$ 19,001.00	
	Libby Engineers, Inc.	H197090	Tierrasanta Pool Stairway Replacement TO 20AD06	ELBE	Sub	\$ 9,520.00	
1	Lohstroh Biological Consulting	K-21-1967-MAC-3-A	Torrey Pines Golf Course Temporary Driving Range (RFQ 1852)	ELBE	Sub	\$ 19,820.00	\$ 19,820.00
2	Lopez Engineering, Inc.	H2125785	Sunset Point Parking Lot Improvements	SLBE	Prime	\$ 24,990.00	\$ 204,990.00
	Lopez Engineering, Inc.	H176957	Task Order 3 / Annual Program Support	SLBE	Sub	\$ 180,000.00	
7	Loveless Linton, Inc.	K-21-1967-MAC-3-A	Torrey Pines Golf Course Temporary Driving Range (RFQ 1852)	SLBE	Sub	\$ 38,050.00	\$ 375,521.35
	Loveless Linton, Inc.	K-20-1935-DBB-3	Water Group 968	SLBE	Sub	\$ 11,800.00	
	Loveless Linton, Inc.	K-21-1957-DBB-3	Pipeline Rehabilitation AY-1	ELBE	Sub	\$ 63,580.00	
	Loveless Linton, Inc.	K-21-1961-DBB-3	Sewer & AC Water Group 812	SLBE	Sub	\$ 109,152.75	
	Loveless Linton, Inc.	K-21-1966-DBB-3	Sewer Group Job 843	SLBE	Sub	\$ 103,485.00	
	Loveless Linton, Inc.	K-21-1987-MAC-3	AC Water & Sewer Group 1052A	SLBE	Sub	\$ 45,950.00	
1	Loveless Linton, Inc.	K-20-1878-JOC-3	PS1878-005 / Maple Canyon Restoration Phase 1	SLBE	Sub	\$ 3,503.60	
1	Ludwig Masonry	K-20-1818-DBB-3	ADA SW Group 4E College	ELBE	Sub	\$ 11,391.75	\$ 11,391.75
1	MA Engineers	H166547	16AR17 Montgomery Field Gibbs Office Building Campus	SLBE	Sub	\$ 19,800.00	\$ 19,800.00
15	McGrath Consulting	K-18-1543-JOC-3	SP1543N-002/ Miramar Ranch Paving Group 1	ELBE	Sub	\$ 700.00	\$ 65,383.92
	McGrath Consulting	K-20-1936-DBB-3	Fairbrook Neighborhood Park Development	ELBE	Sub	\$ 22,000.00	
	McGrath Consulting	K-18-1543-JOC-3	SP1543N-003/ Rancho Penasquitos Paving Group 1	ELBE	Sub	\$ 708.92	
	McGrath Consulting	K-20-1878-JOC-3	PS1878-004 / Rolando Improv 1	ELBE	Sub	\$ 600.00	
	McGrath Consulting	K-20-1933-DBB-3	Sewer and AC Water Group 1032	ELBE	Sub	\$ 600.00	
	McGrath Consulting	K-20-1931-DBB-3	Mission Beach Water & Sewer Replacement	ELBE	Sub	\$ 35,450.00	
	McGrath Consulting	K-20-1911-DBB-3	Balboa Park Pipeline Replacement Phase III	ELBE	Sub	\$ 575.00	
	McGrath Consulting	K-20-1935-DBB-3	Water Group 968	ELBE	Sub	\$ 600.00	

Total # of Contracts	Firm Name	Bid Number	Project Title	Certification	Role	Contract Amount	Total \$ Amount
	McGrath Consulting	K-21-1957-DBB-3	Pipeline Rehabilitation AY-1	ELBE	Sub	\$ 600.00	
	McGrath Consulting	K-21-1951-DB1-3	Hillside Drive (SD System Install/Resurface Improv)	ELBE	Sub	\$ 600.00	
	McGrath Consulting	K-21-1968-DBB-3	Sewer & AC Water Group 763	ELBE	Sub	\$ 575.00	
	McGrath Consulting	K-21-1992-DBB-3	Balboa Park Pipeline Replacement Phase II	ELBE	Sub	\$ 600.00	
	McGrath Consulting	K-21-2006-DBB-3	Pipeline Rehabilitation BB-1	ELBE	Sub	\$ 575.00	
	McGrath Consulting	K-20-1878-JOC-3	PS1878-006 / Replace 472 Water Meter Boxes & Lids	ELBE	Sub	\$ 600.00	
	McGrath Consulting	K-20-1878-JOC-3	PN1878-002 / Replace 588 Water Meter Boxes & Lids	ELBE	Sub	\$ 600.00	
1	McKinney Contracting, Inc.	K-21-1909-DB2-3	Torrey Pines Fire Station	ELBE	Sub	\$ 141,358.00	\$ 141,358.00
1	McMahon Engineering Construction	K-21-1909-DB2-3	Torrey Pines Fire Station	SLBE	Sub	\$ 243,000.00	\$ 243,000.00
1	Mikhail Ogawa Engineering, Inc.	H187003	Task Order 23 / Industrial General Permit and Consent Decree Support West, North and South Miramar Waste Disposal Facilities	SLBE	Sub	\$ 44,714.00	\$ 44,714.00
8	Miramar General Engineering	K-18-1543-JOC-3	SP1543N-003/ Rancho Penasquitos Paving Group 1	ELBE	Sub	\$ 91,937.23	\$ 2,150,828.23
	Miramar General Engineering	K-20-1933-DBB-3	Sewer and AC Water Group 1032	ELBE	Sub	\$ 728,259.00	
	Miramar General Engineering	K-21-1957-DBB-3	Pipeline Rehabilitation AY-1	ELBE	Sub	\$ 167,607.00	
	Miramar General Engineering	K-21-1961-DBB-3	Sewer & AC Water Group 812	ELBE	Sub	\$ 277,508.00	
	Miramar General Engineering	K-21-1975-DBB-3	Slurry Seal Group 2023	ELBE	Sub	\$ 98,500.00	
	Miramar General Engineering	L-20-1934-DBB-2	ADA Curb Ramp Winder and McKee	ELBE	Prime	\$ 310,567.00	
	Miramar General Engineering	K-21-1987-MAC-3	AC Water & Sewer Group 1052A	ELBE	Sub	\$ 464,750.00	
	Miramar General Engineering	K-21-1988-DBB-3	Bay Ho Improvements 1	ELBE	Sub	\$ 11,700.00	
1	Mizuta Traffic Consulting	H197126	Task Order 2 / Mira Mesa CPU	SLBE	Sub	\$ 24,000.00	\$ 24,000.00
3	Moor Electric, Inc.	K-19-1772-JOC-3	S18010/ J Street Mini Park	ELBE	Sub	\$ 61,608.00	\$ 394,868.00
	Moor Electric, Inc.	K-20-1936-DBB-3	Fairbrook Neighborhood Park Development	ELBE	Sub	\$ 280,260.00	
	Moor Electric, Inc.	K-21-1941-DBB-3	La Paz Mini Park	ELBE	Sub	\$ 53,000.00	
1	Murbach Geotechnical	H156366	15GT28 Water and Sewer Group 1034	ELBE	Sub	\$ 6,800.00	\$ 6,800.00
1	Nova Engineering, Inc.	K-21-1909-DB2-3	Torrey Pines Fire Station	SLBE	Sub	\$ 126,718.00	\$ 126,718.00
1	NOVA Services	H197100	Task Order 20LK01 / Marcy Neighborhood Park Improvements	SLBE	Sub	\$ 22,600.00	\$ 22,600.00
2	O'Day Consultants, Inc.	K-21-1967-MAC-3-A	Torrey Pines Golf Course Temporary Driving Range (RFQ 1852)	SLBE	Sub	\$ 12,000.00	\$ 124,542.00
	O'Day Consultants, Inc.	K-21-1967-MAC-3-A	Torrey Pines Golf Course Temporary Driving Range (RFQ 1852)	SLBE	Sub	\$ 112,542.00	
2	Pacific Drilling Co.	H187008	Task Order 4 / Cielo Woodman Pump Station	SLBE	Sub	\$ 25,000.00	\$ 29,120.00
	Pacific Drilling Co.	H187008	Task Order 3 / South Bay Wastewater Treatment Plant SD	SLBE	Sub	\$ 4,120.00	
1	PanGIS, Inc.	K-20-1931-DBB-3	Mission Beach Water & Sewer Replacement	ELBE	Sub	\$ 21,400.00	\$ 21,400.00
13	Payco Specialties, Inc.	K-18-1543-JOC-3	SP1543N-002/ Miramar Ranch Paving Group 1	SLBE	Sub	\$ 68,665.03	\$ 1,114,420.66
	Payco Specialties, Inc.	K-20-1837-DBB-3-A	Market St - 47th to Euclid Complete St	SLBE	Sub	\$ 52,876.00	
	Payco Specialties, Inc.	K-20-1922-DBB-3	Downtown Complete Street Implementation Phase 2B	SLBE	Sub	\$ 106,331.00	
	Payco Specialties, Inc.	K-18-1543-JOC-3	SP1543N-003/ Rancho Penasquitos Paving Group 1	SLBE	Sub	\$ 90,721.93	
	Payco Specialties, Inc.	K-20-1931-DBB-3	Mission Beach Water & Sewer Replacement	SLBE	Sub	\$ 60,137.00	
	Payco Specialties, Inc.	K-20-1911-DBB-3	Balboa Park Pipeline Replacement Phase III	SLBE	Sub	\$ 26,468.00	
	Payco Specialties, Inc.	K-21-1942-DBB-3	ADA SW Group 3E West Point Loma	SLBE	Sub	\$ 14,010.00	
	Payco Specialties, Inc.	K-21-1957-DBB-3	Pipeline Rehabilitation AY-1	SLBE	Sub	\$ 21,159.50	
	Payco Specialties, Inc.	K-21-1961-DBB-3	Sewer & AC Water Group 812	SLBE	Sub	\$ 36,050.00	
	Payco Specialties, Inc.	K-21-1975-DBB-3	Slurry Seal Group 2023	SLBE	Sub	\$ 170,625.00	

Total # of Contracts	Firm Name	Bid Number	Project Title	Certification	Role	Contract Amount	Total \$ Amount
	Payco Specialties, Inc.	K-21-1744-DBB-3-A	North City Pure Water Pipeline	SLBE	Sub	\$ 292,915.00	
	Payco Specialties, Inc.	K-21-1848-DBB-3	Morena Conveyance North	SLBE	Sub	\$ 141,012.20	
	Payco Specialties, Inc.	K-21-1968-DBB-3	Sewer & AC Water Group 763	SLBE	Sub	\$ 33,450.00	
1	Phoenix Renewable Services	10089657-21-K	City Wide Photovoltaic Systems Maintenance	ELBE	Prime	\$ 254,875.00	\$ 254,875.00
1	Photo Geodetic Corporation	K-21-1987-MAC-3	AC Water & Sewer Group 1052A	SLBE	Sub	\$ 17,500.00	\$ 17,500.00
8	Piperin Corporation	K-21-1957-DBB-3	Pipeline Rehabilitation AY-1	ELBE	Sub	\$ 252,600.00	\$ 3,878,147.60
	Piperin Corporation	K-21-1909-DB2-3	Torrey Pines Fire Station	ELBE	Sub	\$ 1,197,322.00	
	Piperin Corporation	K-21-1966-DBB-3	Sewer Group Job 843	ELBE	Sub	\$ 145,245.00	
	Piperin Corporation	K-21-1969-DBB-3	AC Water & Sewer Group 1051; Sewer Rehab 1051A	ELBE	Sub	\$ 121,700.00	
	Piperin Corporation	K-21-1987-MAC-3	AC Water & Sewer Group 1052A	ELBE	Sub	\$ 919,625.00	
	Piperin Corporation	K-21-1988-DBB-3	Bay Ho Improvements 1	ELBE	Sub	\$ 331,905.60	
	Piperin Corporation	K-21-1996-DBB-3	Pipeline Rehabilitation BA-1	ELBE	Sub	\$ 399,750.00	
10	Platt/Whitelaw Architects, Inc.	H197088	Golden Hall Fire Permit Plans 20AP05	SLBE	Prime	\$ 150,000.00	\$ 1,223,033.00
	Platt/Whitelaw Architects, Inc.	H197088	Torrey Highlands Neighborhood Park Upgrades 20AP04	SLBE	Prime	\$ 16,380.00	
	Platt/Whitelaw Architects, Inc.	H197088	20AP05 Golden Hall Fire Alarm Permit Plans	SLBE	Prime	\$ 150,000.00	
	Platt/Whitelaw Architects, Inc.	H197088	Task Order 20AP02 / Hospitality Point Comfort Station & Parking Lot	SLBE	Prime	\$ 353,535.00	
	Platt/Whitelaw Architects, Inc.	H197088	Task Order 20AP03 / Sunset Point Comfort Station Improvements	SLBE	Prime	\$ 182,437.00	
	Platt/Whitelaw Architects, Inc.	H197088	Task Order 20AP06 / City Height Pool Reconstruction	SLBE	Prime	\$ 24,990.00	
	Platt/Whitelaw Architects, Inc.	H166713	Task Order 16LE15 / San Diego Police Plaza Interior Space Conversion	SLBE	Sub	\$ 154,200.00	
	Platt/Whitelaw Architects, Inc.	H197100	Task Order 20LK05 / San Ysidro Activity Center Play Area, Parking Lot, and ADA Improvements	SLBE	Sub	\$ 68,044.00	
	Platt/Whitelaw Architects, Inc.	H197100	Task Order 20LK03 / Playa Pacifica Park Improvements	SLBE	Sub	\$ 109,447.00	
Platt/Whitelaw Architects, Inc.	H197088	Task Order 10AP07 / Hotel Leasehold 8110 Aero Drive	SLBE	Prime	\$ 14,000.00		
1	Pratt Equipment Corp.	K-21-1995-DBB-3	Tecolote North & South Improvements & Adult Fitness Course	SLBE	Sub	\$ 1,132,000.00	\$ 1,132,000.00
2	Precision Striping, Inc.	K-21-1966-DBB-3	Sewer Group Job 843	ELBE	Sub	\$ 19,000.00	\$ 35,000.00
	Precision Striping, Inc.	K-21-1995-DBB-3	Tecolote North & South Improvements & Adult Fitness Course	ELBE	Sub	\$ 16,000.00	
1	Pro Link Engineering, Inc.	K-21-1995-DBB-3	Tecolote North & South Improvements & Adult Fitness Course	SLBE	Sub	\$ 6,848.00	\$ 6,848.00
6	Puzzullo Consulting	H187008	Mods to Floc Sed Basins 5-8 at MWTP	ELBE	Sub	\$ 3,000.00	\$ 62,120.00
	Puzzullo Consulting	H187008	Barrett Dam Bridge Deck Rehabilitation TO7	ELBE	Sub	\$ 6,120.00	
	Puzzullo Consulting	H187008	Task Order 4 / Cielo Woodman Pump Station	ELBE	Sub	\$ 25,000.00	
	Puzzullo Consulting	H187008	Task Order 14 / Black Mountain Reservoir Leak Repair Investigation and Design Services	ELBE	Sub	\$ 2,000.00	
	Puzzullo Consulting	H187008	Task Order 3 / South Bay Wastewater Treatment Plant SD	ELBE	Sub	\$ 6,000.00	
	Puzzullo Consulting	H187008	Task Order 9 / Alvarado and Miramar Water Treatment Plants Disinfection System Conversion Feasibility Study	ELBE	Sub	\$ 20,000.00	
1	PW Engineering	H187009	Task Order 16 / Advanced Metering Infrastructure Support Services	ELBE	Sub	\$ 74,496.00	\$ 74,496.00
2	Q.S.B. Construction	K-20-1897-DBB-3-A	Improvements Island Avenue Mini Park	SLBE	Sub	\$ 220,523.00	\$ 655,523.00
	Q.S.B. Construction	K-21-1909-DB2-3	Torrey Pines Fire Station	ELBE	Sub	\$ 435,000.00	
1	Quartic Solutions, LLC	10089722-21-K	Cyber Innovation Lab Project Management Services	SLBE	Sub	\$ 68,750.00	\$ 68,750.00
1	Ranbar Plumbing Contractors, Inc.	K-21-1909-DB2-3	Torrey Pines Fire Station	SLBE	Sub	\$ 476,700.00	\$ 476,700.00

Total # of Contracts	Firm Name	Bid Number	Project Title	Certification	Role	Contract Amount	Total \$ Amount
3	Rancho Land Services	H197100	Task Order 20LK02 / Dusty Rhodes Improvements	ELBE	Sub	\$ 17,750.00	\$ 92,225.00
	Rancho Land Services	H197100	Task Order 20LK05 / San Ysidro Activity Center Play Area, Parking Lot, and ADA Improvements	ELBE	Sub	\$ 18,540.00	
	Rancho Land Services	H197100	Task Order 20LK03 / Playa Pacifica Park Improvements	ELBE	Sub	\$ 55,935.00	
1	RAT Sand and Materials	K-20-1818-DBB-3	ADA SW Group 4E College	ELBE	Sub	\$ 25,000.00	\$ 25,000.00
5	Rec Trucking, Inc.	K-20-1931-DBB-3	Mission Beach Water & Sewer Replacement	ELBE	Sub	\$ 800,000.00	\$ 1,726,360.00
	Rec Trucking, Inc.	K-21-1957-DBB-3	Pipeline Rehabilitation AY-1	ELBE	Sub	\$ 25,000.00	
	Rec Trucking, Inc.	K-21-1961-DBB-3	Sewer & AC Water Group 812	ELBE	Sub	\$ 713,920.00	
	Rec Trucking, Inc.	K-21-1966-DBB-3	Sewer Group Job 843	ELBE	Sub	\$ 165,600.00	
	Rec Trucking, Inc.	K-21-1969-DBB-3	AC Water & Sewer Group 1051; Sewer Rehab 1051A	ELBE	Sub	\$ 21,840.00	
18	Red Tail Research & Monitoring, Inc.	K-20-1920-DBB-3	Sewer Group 776A	ELBE	Sub	\$ 13,590.00	\$ 569,219.50
	Red Tail Research & Monitoring, Inc.	K-21-1992-DBB-3	Balboa Park Pipeline Replacement Phase II	ELBE	Sub	\$ 84,400.00	
	Red Tail Research & Monitoring, Inc.	K-21-1996-DBB-3	Pipeline Rehabilitation BA-1	ELBE	Sub	\$ 24,375.00	
	Red Tail Research & Monitoring, Inc.	H176952	Task Order 7 / UU611 Redwood Street	ELBE	Sub	\$ 82,945.50	
	Red Tail Research & Monitoring, Inc.	H176952	Task Order 8 / UU590 Via de la Valle Phase 1	ELBE	Sub	\$ 39,479.00	
	Red Tail Research & Monitoring, Inc.	H176952	Task Order 9 / UU667 Block 8R	ELBE	Sub	\$ 143,137.00	
	Red Tail Research & Monitoring, Inc.	H176952	Task Order 10 / UU27 Cesar Chavez Parkway	ELBE	Sub	\$ 16,549.00	
	Red Tail Research & Monitoring, Inc.	H176952	Task Order 11 / UU220 30th Street Phase IIIC	ELBE	Sub	\$ 38,197.00	
	Red Tail Research & Monitoring, Inc.	H176952	Task Order 12 / UU598 San Diego Avenue Monitoring	ELBE	Sub	\$ 38,065.00	
	Red Tail Research & Monitoring, Inc.	H176952	Task Order 13 / UU495 Block 8C Monitoring	ELBE	Sub	\$ 21,384.00	
	Red Tail Research & Monitoring, Inc.	H176952	Task Order 14 / UU977 Block 2S1 Monitoring	ELBE	Sub	\$ 2,654.00	
	Red Tail Research & Monitoring, Inc.	H176898	Task Order 48 / Hollister Mitigation Planning and Permitting	ELBE	Sub	\$ 2,144.00	
	Red Tail Research & Monitoring, Inc.	H176898	Task Order 49 / Otay Reed Mitigation Planning and Permitting	ELBE	Sub	\$ 268.00	
	Red Tail Research & Monitoring, Inc.	H176898	Task Order 56 / Stadium Outfalls Maintenance - Project Management, Environmental Review and Permitting	ELBE	Sub	\$ 7,192.00	
	Red Tail Research & Monitoring, Inc.	H176956	Task Order 4 / Annual Program Support	ELBE	Sub	\$ 35,000.00	
Red Tail Research & Monitoring, Inc.	H176957	Task Order 3 / Annual Program Support	ELBE	Sub	\$ 10,000.00		
Red Tail Research & Monitoring, Inc.	H156478	Task Order 18 / Ocean Beach Dog Beach Accessibility Improvements - Construction Monitoring Support	ELBE	Sub	\$ 9,840.00		
1	Rockwell Construction Services, LLC	H2125797	Design Support of the Soledad Pump Station	ELBE	Sub	\$ 7,779.52	\$ 7,779.52
1	Ross Engineering Group, Inc.	H187008	Task Order 4 / Cielo Woodman Pump Station	ELBE	Sub	\$ 27,500.00	\$ 27,500.00
2	San Diego Sheet Metal, Inc.	K-21-1810-DBB-3-A	North City Pure Water Facility	ELBE	Sub	\$ 2,480,689.00	\$ 2,762,044.00
	San Diego Sheet Metal, Inc.	K-21-1909-DB2-3	Torrey Pines Fire Station	ELBE	Sub	\$ 281,355.00	
3	San Dieguito Engineering, Inc.	H176826	Task Order 17CD20 / Black Mountain Mine Remediation	SLBE	Sub	\$ 57,036.25	\$ 202,646.26
	San Dieguito Engineering, Inc.	H187008	Task Order 13 / Sutherland Reservoir Bathymetric Survey	SLBE	Sub	\$ 109,450.01	
	San Dieguito Engineering, Inc.	H187008	Task Order 3 / South Bay Wastewater Treatment Plant SD	SLBE	Sub	\$ 36,160.00	
1	Saturn Electric, Inc.	K-20-1888-DBB-3-A	City Heights Pool Reconstruction	ELBE	Sub	\$ 28,850.00	\$ 28,850.00
1	Schmidt Design Group, Inc.	K-21-1909-DB2-3	Torrey Pines Fire Station	SLBE	Sub	\$ 79,700.00	\$ 79,700.00
4	Schmidt Design Group, Inc.	H197098	Task Order 20LS02 / Bonita Cove East Improvements	SLBE	Prime	\$ 392,614.50	\$ 854,286.50
	Schmidt Design Group, Inc.	H197098	Task Order 20LS05 / Jerabek Park Improvements	SLBE	Prime	\$ 296,672.00	
	Schmidt Design Group, Inc.	H166750	Task Order 22 / North City Morena Blvd Pump Station and Pipelines	SLBE	Sub	\$ 70,845.00	

Total # of Contracts	Firm Name	Bid Number	Project Title	Certification	Role	Contract Amount	Total \$ Amount
	Schmidt Design Group, Inc.	H197098	Task Order 3 / Emerald Hills Park General Development Plan	SLBE	Prime	\$ 94,155.00	
1	Scout Environmental	H197119	Task Order 1 / Mira Mesa CPU & University CPU	ELBE	Sub	\$ 38,845.00	\$ 38,845.00
5	Soclaris Contracting	K-20-1931-DBB-3	Mission Beach Water & Sewer Replacement	SLBE	Sub	\$ 44,750.00	\$ 221,500.00
	Soclaris Contracting	K-20-1911-DBB-3	Balboa Park Pipeline Replacement Phase III	SLBE	Sub	\$ 6,000.00	
	Soclaris Contracting	K-20-1935-DBB-3	Water Group 968	SLBE	Sub	\$ 42,800.00	
	Soclaris Contracting	K-21-1961-DBB-3	Sewer & AC Water Group 812	SLBE	Sub	\$ 115,950.00	
	Soclaris Contracting	K-21-1969-DBB-3	AC Water & Sewer Group 1051; Sewer Rehab 1051A	SLBE	Sub	\$ 12,000.00	
1	Solid Structures	K-21-1995-DBB-3	Tecolote North & South Improvements & Adult Fitness Course	ELBE	Sub	\$ 41,150.00	\$ 41,150.00
12	Southwest Traffic Signal Service, Inc.	K-18-1543-JOC-3	SP1543N-002/ Miramar Ranch Paving Group 1	SLBE	Sub	\$ 308,980.00	\$ 1,664,861.86
	Southwest Traffic Signal Service, Inc.	K-20-1922-DBB-3	Downtown Complete Street Implementation Phase 2B	SLBE	Sub	\$ 290,920.00	
	Southwest Traffic Signal Service, Inc.	L-19-1817-JOC-2	Ingulf and Fanual	SLBE	Prime	\$ 96,672.64	
	Southwest Traffic Signal Service, Inc.	L-19-1817-JOC-2	Seminole PH2 (El Cajon-Stanley)	SLBE	Prime	\$ 84,263.91	
	Southwest Traffic Signal Service, Inc.	K-18-1543-JOC-3	SP1543N-003/ Rancho Penasquitos Paving Group 1	SLBE	Sub	\$ 61,595.31	
	Southwest Traffic Signal Service, Inc.	K-20-1933-DBB-3	Sewer and AC Water Group 1032	SLBE	Sub	\$ 23,925.00	
	Southwest Traffic Signal Service, Inc.	K-21-1744-DBB-3-A	North City Pure Water Pipeline	SLBE	Sub	\$ 673,450.00	
	Southwest Traffic Signal Service, Inc.	K-21-1953-DBB-3	Asphalt Resurfacing Group 1902	SLBE	Sub	\$ 21,230.00	
	Southwest Traffic Signal Service, Inc.	K-21-1968-DBB-3	Sewer & AC Water Group 763	SLBE	Sub	\$ 14,075.00	
	Southwest Traffic Signal Service, Inc.	K-21-1987-MAC-3	AC Water & Sewer Group 1052A	SLBE	Sub	\$ 70,000.00	
1	Southwest Traffic Signal Service, Inc.	K-21-1992-DBB-3	Balboa Park Pipeline Replacement Phase II	SLBE	Sub	\$ 12,350.00	\$ 7,400.00
	Southwest Traffic Signal Service, Inc.	K-20-1878-JOC-3	PS1878-005 / Maple Canyon Restoration Phase 1	SLBE	Sub	\$ 7,400.00	
1	Spindrift Archaeological	H197100	Task Order 20LK01 / Marcy Neighborhood Park Improvements	ELBE	Sub	\$ 16,400.00	\$ 16,400.00
8	Spurlock Landscape Architects	H197089	Botanical Building at Balboa Park 20AR04	SLBE	Sub	\$ 40,899.21	\$ 904,611.42
	Spurlock Landscape Architects	H166547	16AR17 Montgomery Field Gibbs Office Building Campus	SLBE	Sub	\$ 17,725.00	
	Spurlock Landscape Architects	H197089	20AR04 Botanical Building at Balboa Park	SLBE	Sub	\$ 40,889.21	
	Spurlock Landscape Architects	H197099	Robb Field Gateway Path TO 20LSP01	SLBE	Prime	\$ 175,501.00	
	Spurlock Landscape Architects	H197099	Task Order 20LSP02 / Coral Gate Neighborhood Park Improvements	SLBE	Prime	\$ 282,667.00	
	Spurlock Landscape Architects	H197099	Task Order 20LSP03 / Chollas Triangle Park-General Development Plan	SLBE	Prime	\$ 298,330.00	
	Spurlock Landscape Architects	H197119	Task Order 1 / Mira Mesa CPU & University CPU	SLBE	Sub	\$ 28,600.00	
	Spurlock Landscape Architects	H197120	Task Order 1 / Hillcrest Focused Plan Amendment Phase 2	SLBE	Sub	\$ 20,000.00	
1	Statewide Stripes, Inc.	K-20-1878-JOC-3	PS1878-004 / Rolando Improv 1	SLBE	Sub	\$ 11,551.00	\$ 11,551.00
3	STC Traffic	H207138	Design of Palm Avenue Interstate 805 Interchange	SLBE	Sub	\$ 175,844.64	\$ 279,994.64
	STC Traffic	H156417	Task Order 14 / Street Lighting for Undercrossing	SLBE	Prime	\$ 59,150.00	
	STC Traffic	H176820	Task Order 16 / Mira Mesa/University/Hillcrest/Citywide EIR	SLBE	Sub	\$ 45,000.00	
1	Stewart Surety & Insurance Services	K-21-1992-DBB-3	Balboa Park Pipeline Replacement Phase II	ELBE	Sub	\$ 47,000.00	\$ 47,000.00
2	Surety Associates of Southern California	K-20-1818-DBB-3	ADA SW Group 4E College	ELBE	Sub	\$ 6,000.00	\$ 11,589.00
	Surety Associates of Southern California	K-20-1879-JOC-3	BN1879-001 / Aero Drive Trailers Demolition	ELBE	Sub	\$ 5,589.00	
1	Tharsos, Inc.	K-20-1807-DBB-3	SBWRP Variable Frequency Drive Replacement	ELBE	Sub	\$ 113,287.59	\$ 113,287.59
3	TL Scanlan Construction, Inc.	K-20-1878-JOC-3	PS1878-004 / Rolando Improv 1	SLBE	Sub	\$ 463,657.20	\$ 1,109,157.20
	TL Scanlan Construction, Inc.	K-20-1933-DBB-3	Sewer and AC Water Group 1032	SLBE	Sub	\$ 505,000.00	

Total # of Contracts	Firm Name	Bid Number	Project Title	Certification	Role	Contract Amount	Total \$ Amount
	TL Scanlan Construction, Inc.	K-20-1935-DBB-3	Water Group 968	SLBE	Sub	\$ 140,500.00	
1	Tory R. Walker Engineering, Inc.	H166750	Task Order 22 / North City Morena Blvd Pump Station and Pipelines	SLBE	Sub	\$ 24,375.00	\$ 24,375.00
1	TTG Environmental & Associates	H176818	Task Order 14 / EIR and Analysis	SLBE	Sub	\$ 16,500.00	\$ 16,500.00
2	Two Rivers Strategies	K-21-1961-DBB-3	Sewer & AC Water Group 812	ELBE	Sub	\$ 39,860.00	\$ 63,240.00
	Two Rivers Strategies	K-21-1966-DBB-3	Sewer Group Job 843	ELBE	Sub	\$ 23,380.00	
1	United Design Group, Inc.	K-21-1909-DB2-3	Torrey Pines Fire Station	ELBE	Sub	\$ 50,000.00	\$ 50,000.00
5	Vic Salazar Enterprises, LLC	H176829	Kearny Mesa Pipeline Manways 17CN18	ELBE	Sub	\$ 5,999.93	\$ 116,222.76
	Vic Salazar Enterprises, LLC	H2125797	Design Support of the Soledad Pump Station	ELBE	Sub	\$ 2,722.83	
	Vic Salazar Enterprises, LLC	K-20-1878-JOC-3	PS1878-004 / Rolando Improv 1	ELBE	Sub	\$ 15,000.00	
	Vic Salazar Enterprises, LLC	K-20-1931-DBB-3	Mission Beach Water & Sewer Replacement	ELBE	Sub	\$ 42,500.00	
	Vic Salazar Enterprises, LLC	K-21-1987-MAC-3	AC Water & Sewer Group 1052A	ELBE	Sub	\$ 50,000.00	
3	Video Fact Documentation Service	K-20-1911-DBB-3	Balboa Park Pipeline Replacement Phase III	ELBE	Sub	\$ 1,200.00	\$ 5,100.00
	Video Fact Documentation Service	K-21-1966-DBB-3	Sewer Group Job 843	ELBE	Sub	\$ 2,500.00	
	Video Fact Documentation Service	K-21-1969-DBB-3	AC Water & Sewer Group 1051; Sewer Rehab 1051A	ELBE	Sub	\$ 1,400.00	
1	Visual Concepts Lighting, Inc.	H197099	Robb Field Gateway Path TO 20LSP01	ELBE	Sub	\$ 11,330.34	\$ 11,330.34
1	West Coast Civil, Inc.	H176957	Task Order 3 / Annual Program Support	ELBE	Sub	\$ 100,000.00	\$ 100,000.00
7	Western Gardens Landscaping, Inc.	K-20-1818-DBB-3	ADA SW Group 4E College	SLBE	Sub	\$ 67,610.00	\$ 1,195,222.50
	Western Gardens Landscaping, Inc.	K-20-1935-DBB-3	Water Group 968	SLBE	Sub	\$ 151,508.50	
	Western Gardens Landscaping, Inc.	K-21-1941-DBB-3	La Paz Mini Park	SLBE	Sub	\$ 200,000.00	
	Western Gardens Landscaping, Inc.	K-21-1744-DBB-3-A	North City Pure Water Pipeline	SLBE	Sub	\$ 364,967.00	
	Western Gardens Landscaping, Inc.	K-21-1848-DBB-3	Morena Conveyance North	SLBE	Sub	\$ 119,390.00	
	Western Gardens Landscaping, Inc.	K-21-1909-DB2-3	Torrey Pines Fire Station	SLBE	Sub	\$ 264,747.00	
	Western Gardens Landscaping, Inc.	K-21-1966-DBB-3	Sewer Group Job 843	SLBE	Sub	\$ 27,000.00	
2	Westturf Landscape Management, Inc.	10089720-21-L	Landscape Maintenance and Improvement within Carmel Mountain Ranch	ELBE	Prime	\$ 1,250,000.00	\$ 2,250,000.00
	Westturf Landscape Management, Inc.	10089721-21-L	Landscape Maintenance and Improvement within Park Village MAD	ELBE	Prime	\$ 1,000,000.00	
1	Whitson CM	K-21-1909-DB2-3	Torrey Pines Fire Station	ELBE	Sub	\$ 25,000.00	\$ 25,000.00
8	YBS Concrete, Inc.	K-20-1878-JOC-3	PS1878-004 / Rolando Improv 1	SLBE	Sub	\$ 253,782.00	\$ 3,312,405.00
	YBS Concrete, Inc.	K-20-1931-DBB-3	Mission Beach Water & Sewer Replacement	SLBE	Sub	\$ 1,600,110.00	
	YBS Concrete, Inc.	K-21-1953-DBB-3	Asphalt Resurfacing Group 1902	SLBE	Sub	\$ 610,000.00	
	YBS Concrete, Inc.	K-21-1966-DBB-3	Sewer Group Job 843	SLBE	Sub	\$ 454,925.00	
	YBS Concrete, Inc.	K-21-1969-DBB-3	AC Water & Sewer Group 1051; Sewer Rehab 1051A	SLBE	Sub	\$ 199,718.00	
	YBS Concrete, Inc.	K-20-1878-JOC-3	PS1878-005 / Maple Canyon Restoration Phase 1	SLBE	Sub	\$ 74,270.00	
	YBS Concrete, Inc.	K-20-1878-JOC-3	PS1878-006 / Replace 472 Water Meter Boxes & Lids	SLBE	Sub	\$ 54,000.00	
	YBS Concrete, Inc.	K-20-1878-JOC-3	PN1878-002 / Replace 588 Water Meter Boxes & Lids	SLBE	Sub	\$ 65,600.00	

City of San Diego Construction Contract Awards

FY 2019

GENDER			
	# of Award	Dollar Amount	Percent
Male	276	\$84,848,592	39%
Female	85	\$18,714,223	9%
Unidentified	144	\$112,503,116	52%
Total	505	\$216,065,931	100%

CERTIFICATIONS			
DVBE	32	\$8,456,789	4%
ELBE (Only)	68	\$12,363,198	6%
DBE	84	\$13,250,218	6%
MBE	3	\$216,103	0%
SLBE (Only)	57	\$23,566,578	11%
WBE	17	\$4,469,431	2%
Sub Total (Certified Firms)	261	\$62,322,317	29%
Non Certified	244	\$153,743,614	71%
Total	505	\$216,065,931	100%
African-American	5	\$670,024	0%
Asian	6	\$951,155	0%
Asian Subcontinent	0	\$0	0%
Caucasian	217	\$74,049,709	34%
Latino	90	\$16,842,109	8%
Native American	9	\$652,354	0%
Unidentified	178	\$122,900,581	57%
Total	505	\$216,065,931	100%

SLBE-ELBE PROGRAM ¹			
ELBE	93	\$15,739,811	8%
SLBE	119	\$31,607,288	17%
Total	212	\$47,347,099	25%
African-American	3	\$204,083	0%
Asian	1	\$20,400	0%
Asian Subcontinent	15	\$5,380,425	11%
Caucasian	128	\$31,539,321	67%
Latino	61	\$10,041,801	21%
Native American	4	\$161,069	0%
Total	212	\$47,347,099	100%

FY 2020

GENDER			
	# of Award	Dollar Amount	Percent
Male	309	\$135,309,626	41%
Female	78	\$16,173,844	5%
Unidentified	155	\$177,789,984	54%
Total	542	\$329,273,453	100%

CERTIFICATIONS			
DVBE	31	\$3,778,203	1%
ELBE (Only)	101	\$15,072,288	5%
DBE	101	\$16,261,517	5%
MBE	8	\$4,550,181	2%
SLBE (Only)	58	\$44,660,174	14%
WBE	8	\$3,090,031	1%
Sub Total (Certified Firms)	307	\$87,412,394	27%
Non Certified	235	\$241,861,060	73%
Total Firms	542	\$329,273,453	100%
African-American	4	\$414,667	0%
Asian	10	\$1,037,743	0%
Asian Subcontinent	17	\$5,039,767	2%
Caucasian	257	\$116,217,183	35%
Latino	88	\$27,793,272	9%
Native American	9	\$484,282	0%
Unidentified	157	\$178,286,539	54%
Total Firms	542	\$329,273,453	100%

SLBE-ELBE PROGRAM ¹			
ELBE	133	\$16,913,378	6%
SLBE	130	\$59,394,178	21%
Total	263	\$76,307,556	27%
African-American	3	\$367,647	1%
Asian	6	\$754,262	0%
Asian Subcontinent	17	\$5,039,767	11%
Caucasian	172	\$52,358,958	66%
Latino	58	\$17,549,722	21%
Native American	7	\$237,200	1%
Total	263	\$76,307,556	100%

FY 2021

GENDER			
	# of Award	Dollar Amount	Percent
Male	216	\$79,371,828	7%
Female	61	\$15,409,044	1%
Unidentified	189	\$1,031,246,536	92%
Total	466	\$1,126,027,408	100%

CERTIFICATIONS			
DVBE	41	\$12,711,189	1%
ELBE (Only)	90	\$17,181,191	1%
DBE	65	\$21,825,502	2%
MBE	18	\$18,878,963	2%
SLBE (Only)	38	\$19,322,961	2%
WBE	12	\$1,548,356	0%
Sub Total (Certified Firms)	264	\$91,468,162	8%
Non Certified	202	\$1,034,559,246	92%
Total Firms	466	\$1,126,027,408	100%
African-American	6	\$852,418	0%
Asian	12	\$2,438,000	0%
Asian Subcontinent	0	\$0	0%
Caucasian	183	\$48,216,374	4%
Latino	70	\$39,878,982	4%
Native American	6	\$3,395,098	0%
Unidentified	189	\$1,031,246,536	92%
Total Firms	466	\$1,126,027,408	100%

SLBE-ELBE PROGRAM ¹			
ELBE	115	\$18,902,534	12%
SLBE	89	\$29,649,919	19%
Total	204	\$48,552,453	31%
African-American	5	\$790,810	2%
Asian	9	\$1,936,560	4%
Asian Subcontinent	0	\$0	0%
Caucasian	143	\$32,148,011	66%
Latino	42	\$13,381,974	28%
Native American	5	\$295,098	0%
Total	204	\$48,552,453	100%

¹Federally funded, emergency and sole source contracts are not included in the SLBE/ELBE totals as these contracts have different requirements from the City of San Diego's SLBE Program.

City of San Diego A&E Consultant Contract Awards

FY 2019

GENDER			
	# of Award	Dollar Amount	Percent
Male	120	\$8,099,054	23%
Female	53	\$4,013,370	12%
Unidentified	88	\$22,547,134	65%
Total	261	\$34,659,559	100%

CERTIFICATIONS			
DVBE	13	\$1,734,276	5%
ELBE (Only)	25	\$1,350,269	4%
DBE	33	\$1,244,044	4%
MBE	13	\$856,741	2%
SLBE (Only)	31	\$1,976,016	6%
WBE	20	\$2,593,380	7%
Sub Total (Certified Firms)	135	\$9,754,726	28%
Non Certified	126	\$24,904,834	72%
Total	261	\$34,659,559	100%

African-American	5	\$55,292	0%
Asian	10	\$1,057,367	3%
Asian Subcontinent	0	\$0	0%
Caucasian	131	\$9,448,622	27%
Latino	27	\$1,493,048	4%
Native American	1	\$58,096	0%
Unidentified	87	\$22,547,134	65%
Total	261	\$34,659,559	100%

SLBE-ELBE PROGRAM ¹			
ELBE	42	\$1,862,478	5%
SLBE	71	\$6,469,131	19%
Total	113	\$8,331,610	24%
African-American	3	\$47,792	1%
Asian	5	\$483,503	6%
Asian Subcontinent	0	\$0	0%
Caucasian	89	\$6,798,157	82%
Latino	14	\$918,716	11%
Native American	1	\$58,096	1%
Total	112	\$8,306,265	100%

FY 2020

GENDER			
	# of Award	Dollar Amount	Percent
Male	125	\$9,967,224	21%
Female	99	\$7,287,327	16%
Unidentified	219	\$29,678,917	63%
Total	443	\$46,933,468	100%

CERTIFICATIONS			
DVBE	11	\$801,917	2%
ELBE (Only)	17	\$1,135,307	2%
DBE	71	\$3,988,103	8%
MBE	18	\$2,030,744	4%
SLBE (Only)	48	\$2,422,059	5%
WBE	35	\$3,095,405	7%
Sub Total (Certified Firms)	200	\$13,473,535	29%
Non Certified	243	\$33,459,933	71%
Total Firms	443	\$46,933,468	100%

African-American	5	\$56,976	0%
Asian	22	\$2,627,116	6%
Asian Subcontinent	9	\$436,646	1%
Caucasian	147	\$11,451,573	24%
Latino	36	\$2,421,535	5%
Native American	5	\$260,705	1%
Unidentified	219	\$29,678,917	64%
Total Firms	443	\$46,933,468	100%

SLBE-ELBE PROGRAM ¹			
ELBE	63	\$3,795,881	8%
SLBE	110	\$7,122,799	15%
Total	173	\$10,918,680	23%
African-American	5	\$56,976	1%
Asian	16	\$753,557	7%
Asian Subcontinent	9	\$436,646	4%
Caucasian	112	\$7,278,379	67%
Latino	26	\$2,132,417	20%
Native American	5	\$260,705	2%
Total	173	\$10,918,680	100%

FY 2021

GENDER			
	# of Award	Dollar Amount	Percent
Male	130	\$4,997,990	13%
Female	68	\$2,746,117	7%
Unidentified	278	\$30,314,823	80%
Total	476	\$38,058,930	100%

CERTIFICATIONS			
DVBE	6	\$279,005	1%
ELBE (Only)	42	\$1,077,788	3%
DBE	65	\$3,001,074	8%
MBE	12	\$577,987	2%
SLBE (Only)	41	\$1,654,708	4%
WBE	17	\$762,368	2%
Sub Total (Certified Firms)	183	\$7,352,930	19%
Non Certified	293	\$30,706,000	81%
Total Firms	476	\$38,058,930	100%

African-American	3	\$147,110	0%
Asian	34	\$1,564,547	4%
Asian Subcontinent	1	\$24,500	0%
Caucasian	110	\$4,174,639	11%
Latino	33	\$1,342,911	4%
Native American	16	\$484,354	1%
Unidentified	279	\$30,320,867	80%
Total Firms	476	\$38,058,928	100%

SLBE-ELBE PROGRAM ¹			
ELBE	72	\$2,133,332	6%
SLBE	85	\$4,214,319	11%
Total	157	\$6,347,651	17%
African-American	0	\$0	0%
Asian	27	\$1,128,957	18%
Asian Subcontinent	0	\$0	0%
Caucasian	91	\$3,711,162	58%
Latino	23	\$1,023,177	16%
Native American	16	\$484,354	8%
Total	157	\$6,347,650	100%

¹Federally funded, emergency and sole source contracts are not included in the SLBE/ELBE totals as these contracts have different requirements from the City of San Diego's SLBE Program.

City of San Diego - Contract Awards Diversity by Contracting Type

Construction	FY 2017		FY 2018		FY 2019		FY 2020		FY 2021	
	Dollar Amount	Percent	Dollar Amount	Percent	Dollar Amount	Percent	Dollar Amount	Percent	Dollar Amount	Percent
African-American	\$685,991.00	0%	\$146,600.00	0%	\$204,083.00	0%	\$367,647.00	0%	\$790,810	1%
Asian	\$366,788.00	0%	\$5,038,705.00	2%	\$20,400.00	0%	\$754,262.00	0%	\$1,936,560	1%
Asian Subcontinent	\$5,991,053.00	2%	\$4,286,731.00	2%	\$5,380,425.00	3%	\$5,039,767.00	2%	\$0	0%
Caucasian	\$64,608,256.00	24%	\$39,100,681.00	15%	\$31,539,321.00	18%	\$52,358,958.00	18%	\$32,148,011	20%
Latino	\$15,323,400.00	6%	\$12,901,845.00	5%	\$10,041,801.00	6%	\$17,549,722.00	6%	\$13,381,974	9%
Native American	\$246,353.00	0%	\$658,718.00	0%	\$161,069.00	0%	\$237,200.00	0%	\$295,098	0%

A&E	FY 2017		FY 2018		FY 2019		FY 2020		FY 2021	
	Dollar Amount	Percent	Dollar Amount	Percent	Dollar Amount	Percent	Dollar Amount	Percent	Dollar Amount	Percent
African-American	\$34,605	0%	\$1,657,726	2%	\$47,792	0%	\$56,976	0%	\$0	0%
Asian	\$6,774,979	7%	\$877,892	1%	\$483,503	1%	\$753,557	2%	\$1,128,957	3%
Asian Subcontinent	\$0	0%	\$70,000	0%	\$0	0%	\$436,646	1%	\$0	0%
Caucasian	\$13,783,289	15%	\$7,098,016	10%	\$6,823,502	20%	\$7,278,379	16%	\$3,711,162	10%
Latino	\$3,842,811	4%	\$3,408,695	5%	\$918,716	3%	\$2,132,417	5%	\$1,023,177	3%
Native American	\$281,355	0%	\$1,120,000	2%	\$58,096	0%	\$260,705	1%	\$484,354	1%

Goods & Services	FY 2017*		FY 2018*		FY 2019*		FY 2020		FY 2021	
	Dollar Amount	Percent	Dollar Amount	Percent	Dollar Amount	Percent	Dollar Amount	Percent	Dollar Amount	Percent
African-American							\$0	0%	\$0	0%
Asian							\$0	0%	\$0	0%
Asian Subcontinent							\$0	0%	\$0	0%
Caucasian							\$2,068,890	1%	\$957,394	0%
Latino							\$3,750,000	1%	\$2,250,000	1%
Native American							\$0	0%	\$0	0%

*FY17 - FY19 Data not available due to Diversity Reports including information on total spend amount for goods and services POs issued through P&C.

City of San Diego - All Contract Awards Overall Diversity

Combined Contracts	FY 2017*		FY 2018*		FY 2019*		FY 2020		FY 2021	
	Dollar Amount	Percent	Dollar Amount	Percent	Dollar Amount	Percent	Dollar Amount	Percent	Dollar Amount	Percent
African-American	\$720,596	0%	\$1,804,326	1%	\$251,875	0%	\$424,623	0%	\$790,810	0%
Asian	\$7,141,767	2%	\$5,916,597	2%	\$503,903	0%	\$1,507,819	0%	\$3,065,517	1%
Asian Subcontinent	\$5,991,053	2%	\$4,356,731	1%	\$5,380,425	3%	\$5,476,413	1%	\$0	0%
Caucasian	\$78,391,545	22%	\$46,198,697	14%	\$38,362,823	18%	\$61,706,227	11%	\$36,816,567	6%
Latino	\$19,166,211	5%	\$16,310,540	5%	\$10,960,517	5%	\$23,432,139	4%	\$16,655,151	3%
Native American	\$527,708	0%	\$1,778,718	1%	\$219,165	0%	\$497,905	0%	\$779,452	0%

* Does not include goods and services contracts. FY17 – FY19 Diversity Reports included information on total spend amount for goods and services POs issued through P&C.