



FY 2016 – Awarded Construction Contracts

GENDER

	# of Award	Dollar Amount	Percent
Male	799	\$429,206,448.93	97.53%
Female	104	\$10,881,517.38	2.47%
Total	903	\$440,087,966.31	100%

CERTIFICATIONS

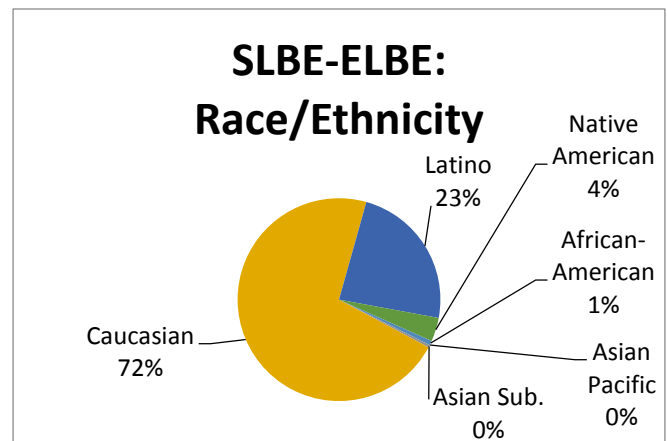
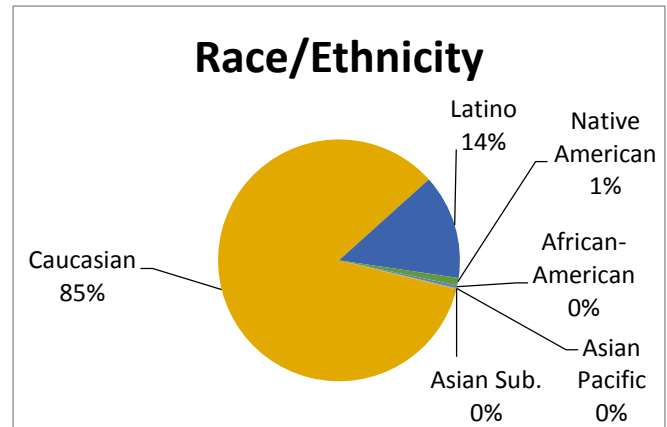
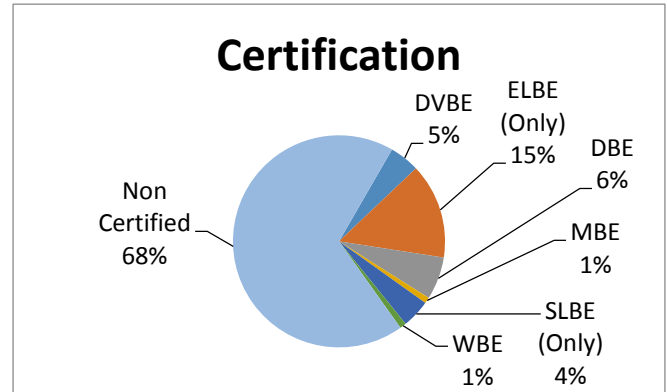
	# of Award	Dollar Amount	Percent
DVBE	44	\$13,694,518.19	3.11%
ELBE (Only)	163	\$44,015,471.98	10.00%
DBE	114	\$20,407,987.15	4.64%
MBE	19	\$2,933,112.65	0.67%
SLBE (Only)	102	\$13,248,347.34	3.01%
WBE	39	\$3,004,241.76	0.68%
Non Certified	422	\$342,784,287.24	77.89%
Total	903	\$440,087,966.31	100%

African-American	6	\$1,048,560.00	0.24%
Asian Pacific	5	\$609,616.00	0.14%
Asian Subcontinent	2	\$307,580.00	0.07%
Caucasian	746	\$389,001,517.22	88.39%
Latino	134	\$46,193,060.75	10.50%
Native American	10	\$2,927,632.34	0.67%
Total	903	\$440,087,966.31	100%

SLBE-ELBE PROGRAM*

	# of Award	Dollar Amount	Percent
ELBE	198	\$43,838,279.51	15.53%
SLBE	182	\$31,860,397.52	11.29%
Total	380	\$75,698,677.03	26.81%

African-American	4	\$549,682.00	0.73%
Asian Pacific	0	\$0.00	0.00%
Asian Subcontinent	2	\$307,580.00	0.41%
Caucasian	283	\$54,165,316.56	71.55%
Latino	82	\$17,823,466.13	23.55%
Native American	9	\$2,852,632.34	3.77%
Total	380	\$75,698,677.03	100%



*Total award for contracts subject to the SLBE Program \$282,324,877.31.

