

ACCESS Microenterprise Development CED FY-2015 Performance Report

OBJECTIVE

An evaluation of past performance of CDBG-funded agencies will be conducted by HUD Programs Administration staff via Performance Indicators. The approved Scoring Criteria for process contains a section related to a maximum of 3-point deduction based on performance tracked. Evaluation of the Performance Indicators is based on a three-pronged approach - Fiscal, Programmatic and Administrative Performance - with each element being worth 1 point.

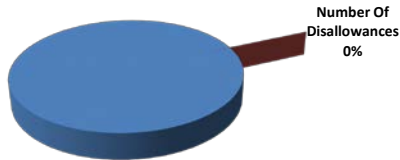
FISCAL

DISALLOWANCE (TWO PARTS - FREQUENCY OF DISALLOWANCE - .25 & TOTAL DISALLOWANCE - .25)

Frequency Of Disallowance (.25)

| Description | Project Duration | 13 Months | |
|---|----------------------------|-----------------|--|
| Measures the total number of disallowances that has occurred during the duration of the project. If an agency has accumulated a total that is <i>greater than or equal to 50%</i> , the agency shall receive a recommended deduction of .25 points. | Frequency Of Disallowances | 0 Months | |
| | Recommended Deduction | | 0 |
| Justification | | | Frequency of disallowances during the course of the project is less than 50% |

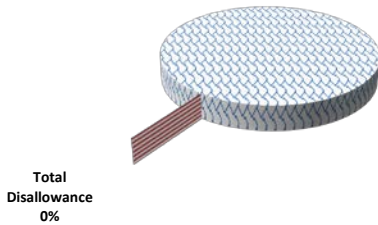
Frequency Of Disallowance



Total Disallowance (.25)

| Description | Budget Awarded | \$101,167.00 | |
|--|-----------------------|---------------|--|
| Measures the total balance of disallowances that has accumulated during the duration of the project. If an agency has accumulated a disallowance amount that is <i>greater than or equal to 10%</i> of the the total budget, the agency shall receive a recommended deduction of .25 points. | Total Disallowances | \$0.00 | |
| | Recommended Deduction | | 0 |
| Justification | | | Disallowance balance is less than 10% of the total budget. |

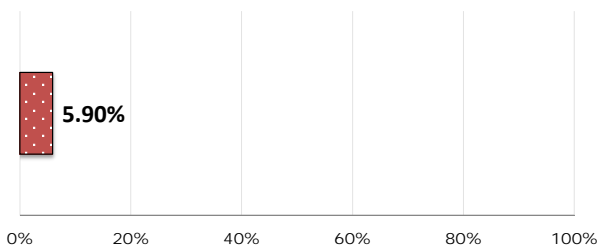
Disallowance Balance

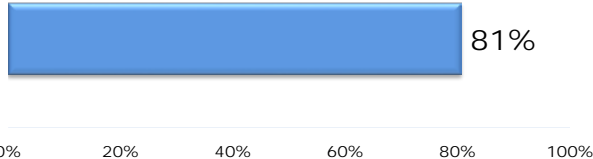




BALANCE (.50)

| Description | Budget Awarded | \$101,167.00 | |
|--|-----------------------|-------------------|---|
| Measures the remaining balance of the awarded budget. If the remaining balance is <i>greater than or equal to 10%</i> of the the total budget, the agency shall receive a recommended deduction of .50 points. | Remaining Total | \$5,969.08 | |
| | Recommended Deduction | | 0 |
| Justification | | | Remaining balance is less than 10% of the total budget. |

Remaining Balance



| PROGRAMMATIC | | |
|--|--|------------------|
| NUMERIC GOALS (MAX DEDUCTION - 1 POINT) | | |
| Description | ACCESS's Goals | 72 |
| Measures the agency's goal outcome. If the agency completes at <i>least 80%</i> of their goals - 0 points shall be recommended for deduction. If <i>between 51%-71%</i> of their goals - .50 points shall be recommended for deduction. If <i>50% or less</i> of goals are completed - 1 full point shall be recommended for deduction. | Served | 58 |
| | Recommended Deduction | |
| <p style="text-align: center;">Clients Served</p>  <p style="text-align: center;">0% 20% 40% 60% 80% 100%</p> | 0 | |
| | Justification | |
| Agency completed at least 80% of their goals. | | |
| ADMINISTRATIVE | | |
| MPR SUBMISSIONS (MAX DEDUCTION -.50 POINT) | | |
| Description | Project Duration | 13 Months |
| Measures the agency's ability to submit MPR documents on time. If the agency submits <i>26% or more</i> MPRs late, they shall receive a recommended deduction of .50 points. | Number of Months w/Late Submissions | 1 Months |
| | Recommended Deduction | |
| <p style="text-align: center;">MPR Submissions</p>  <p style="text-align: center;">Late MPR Submissions 8%</p> | 0 | |
| | Justification | |
| 25% or less of MPRs were submitted late | | |
| RFR SUBMISSIONS (MAX DEDUCTION -.50 POINT) | | |
| Description | Project Duration | 13 Months |
| Measures the agency's ability to submit RFR documents on time. If the agency submits <i>26% or more</i> RFRs late, they shall receive a recommended deduction of .50 points. | Number of Months w/Late Submissions | 1 Months |
| | Recommended Deduction | |
| <p style="text-align: center;">RFR Submissions</p>  <p style="text-align: center;">Late RFR Submissions 8%</p> | 0 | |
| | Justification | |
| 25% or less of RFRs were submitted late | | |
| TOTAL RECOMMENDED DEDUCTION | | |
| 0 | | |

Community Housingworks Homeownership Promotion CED FY-2015 Performance Report

OBJECTIVE

An evaluation of past performance of CDBG-funded agencies will be conducted by HUD Programs Administration staff via Performance Indicators. The approved Scoring Criteria for process contains a section related to a maximum of 3-point deduction based on performance tracked. Evaluation of the Performance Indicators is based on a three-pronged approach - Fiscal, Programmatic and Administrative Performance - with each element being worth 1 point.

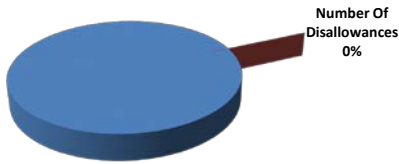
FISCAL

DISALLOWANCE (TWO PARTS - FREQUENCY OF DISALLOWANCE - .25 & TOTAL DISALLOWANCE - .25)

Frequency Of Disallowance (.25)

| | | |
|---|---|---|
| <p style="text-align: center;">Description</p> <p>Measures the total number of disallowances that has occurred during the duration of the project. If an agency has accumulated a total that is <i>greater than or equal to 50%</i> , the agency shall receive a recommended deduction of .25 points.</p> | <p>Project Duration</p> <p style="text-align: center;">13 Months</p> | <p>Frequency Of Disallowances</p> <p style="text-align: center;">0 Months</p> |
| Recommended Deduction | | |
| 0 | | |
| Justification | | |
| Frequency of disallowances during the course of the project is less than 50% | | |

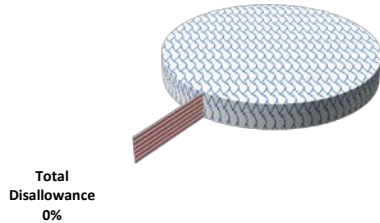
Frequency Of Disallowance



Total Disallowance (.25)

| | | |
|--|--|---|
| <p style="text-align: center;">Description</p> <p>Measures the total balance of disallowances that has accumulated during the duration of the project. If an agency has accumulated a disallowance amount that is <i>greater than or equal to 10%</i> of the the total budget, the agency shall receive a recommended deduction of .25 points.</p> | <p>Budget Awarded</p> <p style="text-align: center;">\$250,000.00</p> | <p>Total Disallowances</p> <p style="text-align: center;">\$0.00</p> |
| Recommended Deduction | | |
| 0 | | |
| Justification | | |
| Disallowance balance is less than 10% of the total budget. | | |

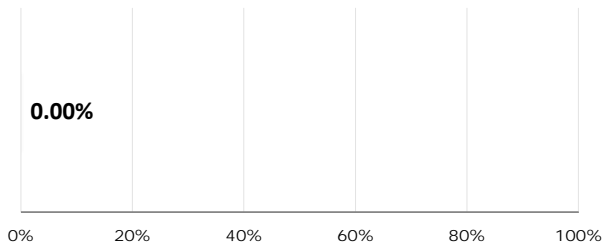
Disallowance Balance



BALANCE (.50)

| | | |
|--|--|---|
| <p style="text-align: center;">Description</p> <p>Measures the remaining balance of the awarded budget. If the remaining balance is <i>greater than or equal to 10%</i> of the the total budget, the agency shall receive a recommended deduction of .50 points.</p> | <p>Budget Awarded</p> <p style="text-align: center;">\$250,000.00</p> | <p>Remaining Total</p> <p style="text-align: center;">\$0.00</p> |
| Recommended Deduction | | |
| 0 | | |
| Justification | | |
| Remaining balance is less than 10% of the total budget. | | |

Remaining Balance



| PROGRAMMATIC | | |
|--|--|---|
| NUMERIC GOALS (MAX DEDUCTION - 1 POINT) | | |
| Description | Community Housingworks's Goals | 83 |
| Measures the agency's goal outcome. If the agency completes at <i>least 80%</i> of their goals - 0 points shall be recommended for deduction. If <i>between 51%-71%</i> of their goals - .50 points shall be recommended for deduction. If <i>50% or less</i> of goals are completed - 1 full point shall be recommended for deduction. | Served | 72 |
| | Recommended Deduction | |
| <p align="center">Clients Served</p> <p>A horizontal bar chart with a blue bar extending to 87% on a scale from 0% to 100% in 20% increments. The bar is labeled '87%' at its end.</p> | | 0 |
| Justification | | |
| | | Agency completed at least 80% of their goals. |
| ADMINISTRATIVE | | |
| MPR SUBMISSIONS (MAX DEDUCTION -.50 POINT) | | |
| Description | Project Duration | 13 Months |
| Measures the agency's ability to submit MPR documents on time. If the agency submits <i>26% or more</i> MPRs late, they shall receive a recommended deduction of .50 points. | Number of Months w/Late Submissions | 2 Months |
| | Recommended Deduction | |
| <p align="center">MPR Submissions</p> <p>A 3D pie chart with a blue and white striped section representing 85% and a red section representing 15%. A label points to the red section: 'Late MPR Submissions 15%'.</p> | | 0 |
| Justification | | |
| | | 25% or less of MPRs were submitted late |
| RFR SUBMISSIONS (MAX DEDUCTION -.50 POINT) | | |
| Description | Project Duration | 13 Months |
| Measures the agency's ability to submit RFR documents on time. If the agency submits <i>26% or more</i> RFRs late, they shall receive a recommended deduction of .50 points. | Number of Months w/Late Submissions | 2 Months |
| | Recommended Deduction | |
| <p align="center">RFR Submissions</p> <p>A 3D pie chart with a blue and white striped section representing 85% and a red section representing 15%. A label points to the red section: 'Late RFR Submissions 15%'.</p> | | 0 |
| Justification | | |
| | | 25% or less of RFRs were submitted late |
| TOTAL RECOMMENDED DEDUCTION | | |
| 0 | | |

Horn of Africa San Diego Micro-Enterprise Project CED FY-2015 Performance Report

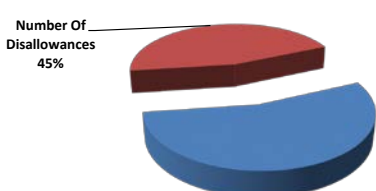
OBJECTIVE

An evaluation of past performance of CDBG-funded agencies will be conducted by HUD Programs Administration staff via Performance Indicators. The approved Scoring Criteria for process contains a section related to a maximum of 3-point deduction based on performance tracked. Evaluation of the Performance Indicators is based on a three-pronged approach - Fiscal, Programmatic and Administrative Performance - with each element being worth 1 point.


FISCAL

DISALLOWANCE (TWO PARTS - FREQUENCY OF DISALLOWANCE - .25 & TOTAL DISALLOWANCE - .25)

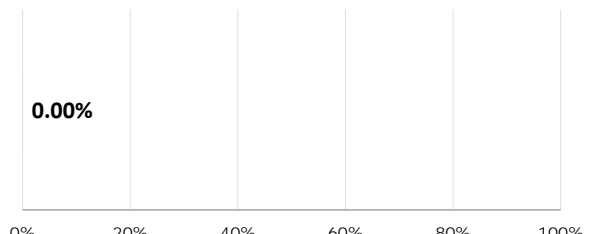
Frequency Of Disallowance (.25)

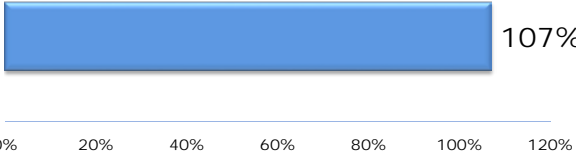

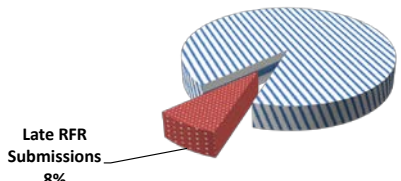
| Description | Project Duration | 13 Months |
|---|----------------------------|-----------|
| Measures the total number of disallowances that has occurred during the duration of the project. If an agency has accumulated a total that is <i>greater than or equal to 50%</i> , the agency shall receive a recommended deduction of .25 points. | Frequency Of Disallowances | 5 Months |
| <p>Frequency Of Disallowance</p>  | Recommended Deduction | |
| | 0 | |
| | Justification | |
| Frequency of disallowances during the course of the project is less than 50% | | |

Total Disallowance (.25)

| Description | Budget Awarded | \$202,254.00 |
|--|-----------------------|--------------|
| Measures the total balance of disallowances that has accumulated during the duration of the project. If an agency has accumulated a disallowance amount that is <i>greater than or equal to 10%</i> of the the total budget, the agency shall receive a recommended deduction of .25 points. | Total Disallowances | \$7,744.57 |
| <p>Disallowance Balance</p>  | Recommended Deduction | |
| | 0 | |
| | Justification | |
| Disallowance balance is less than 10% of the total budget. | | |

BALANCE (.50)

| Description | Budget Awarded | \$202,254.00 |
|--|-----------------------|--------------|
| Measures the remaining balance of the awarded budget. If the remaining balance is <i>greater than or equal to 10%</i> of the the total budget, the agency shall receive a recommended deduction of .50 points. | Remaining Total | \$0.00 |
| <p>Remaining Balance</p>  | Recommended Deduction | |
| | 0 | |
| | Justification | |
| Remaining balance is less than 10% of the total budget. | | |

| PROGRAMMATIC | | |
|--|--|----------------------|
| NUMERIC GOALS (MAX DEDUCTION - 1 POINT) | | |
| Description | Horn of Africa's Goals | 100 |
| Measures the agency's goal outcome. If the agency completes at <i>least 80%</i> of their goals - 0 points shall be recommended for deduction. If <i>between 51%-71%</i> of their goals - .50 points shall be recommended for deduction. If <i>50% or less</i> of goals are completed - 1 full point shall be recommended for deduction. | Served | 107 |
| | Recommended Deduction | |
| <p style="text-align: center;">Clients Served</p>  <p>0% 20% 40% 60% 80% 100% 120%</p> | | 0 |
| | | Justification |
| Agency completed at least 80% of their goals. | | |
| ADMINISTRATIVE | | |
| MPR SUBMISSIONS (MAX DEDUCTION -.50 POINT) | | |
| Description | Project Duration | 13 Months |
| Measures the agency's ability to submit MPR documents on time. If the agency submits <i>26% or more</i> MPRs late, they shall receive a recommended deduction of .50 points. | Number of Months w/Late Submissions | 0 Months |
| | Recommended Deduction | |
| <p style="text-align: center;">MPR Submissions</p>  <p>Late MPR Submissions 0%</p> | | 0 |
| | | Justification |
| 25% or less of MPRs were submitted late | | |
| RFR SUBMISSIONS (MAX DEDUCTION -.50 POINT) | | |
| Description | Project Duration | 13 Months |
| Measures the agency's ability to submit RFR documents on time. If the agency submits <i>26% or more</i> RFRs late, they shall receive a recommended deduction of .50 points. | Number of Months w/Late Submissions | 1 Months |
| | Recommended Deduction | |
| <p style="text-align: center;">RFR Submissions</p>  <p>Late RFR Submissions 8%</p> | | 0 |
| | | Justification |
| 25% or less of RFRs were submitted late | | |
| TOTAL RECOMMENDED DEDUCTION | | |
| 0 | | |

Local Initiatives Support Corporation Greater Logan Micro-Enterprise Program CED FY-2015 Performance Report

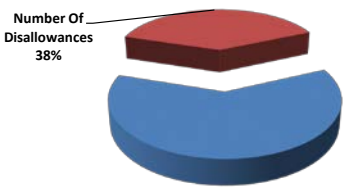
OBJECTIVE

An evaluation of past performance of CDBG-funded agencies will be conducted by HUD Programs Administration staff via Performance Indicators. The approved Scoring Criteria for process contains a section related to a maximum of 3-point deduction based on performance tracked. Evaluation of the Performance Indicators is based on a three-pronged approach - Fiscal, Programmatic and Administrative Performance - with each element being worth 1 point.

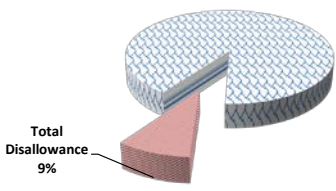
FISCAL

DISALLOWANCE (TWO PARTS - FREQUENCY OF DISALLOWANCE - .25 & TOTAL DISALLOWANCE - .25)

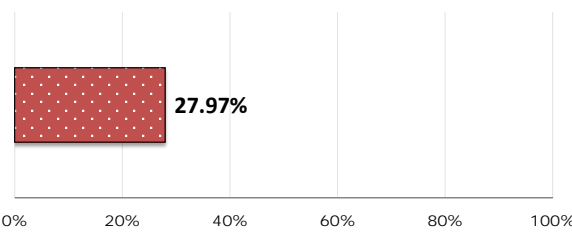
Frequency Of Disallowance (.25)

| | | |
|---|--|-----------------|
| Description | Project Duration | 13 Months |
| Measures the total number of disallowances that has occurred during the duration of the project. If an agency has accumulated a total that is <i>greater than or equal to 50%</i> , the agency shall receive a recommended deduction of .25 points. | Frequency Of Disallowances | 5 Months |
| Frequency Of Disallowance  <p>Number Of Disallowances 38%</p> | Recommended Deduction | |
| | 0 | |
| | Justification | |
| | Frequency of disallowances during the course of the project is less than 50% | |

Total Disallowance (.25)

| | | |
|--|---|--------------------|
| Description | Budget Awarded | \$165,500.00 |
| Measures the total balance of disallowances that has accumulated during the duration of the project. If an agency has accumulated a disallowance amount that is <i>greater than or equal to 10%</i> of the the total budget, the agency shall receive a recommended deduction of .25 points. | Total Disallowances | \$16,660.44 |
| Disallowance Balance  <p>Total Disallowance 9%</p> | Recommended Deduction | |
| | -.25 | |
| | Justification | |
| | Disallowance balance is equal to or greater than 10% of the total budget. | |

BALANCE (.50)

| | | |
|--|--|--------------------|
| Description | Budget Awarded | \$165,500.00 |
| Measures the remaining balance of the awarded budget. If the remaining balance is <i>greater than or equal to 10%</i> of the the total budget, the agency shall receive a recommended deduction of .50 points. | Remaining Total | \$46,285.64 |
| Remaining Balance  <p>27.97%</p> <p>0% 20% 40% 60% 80% 100%</p> | Recommended Deduction | |
| | -.50 | |
| | Justification | |
| | Remaining balance is greater than or equal to 10% of the total budget. | |

PROGRAMMATIC

NUMERIC GOALS (MAX DEDUCTION - 1 POINT)

| | | |
|--|--|-----------|
| Description Measures the agency's goal outcome. If the agency completes at <i>least 80%</i> of their goals - 0 points shall be recommended for deduction. If <i>between 51%-71%</i> of their goals - .50 points shall be recommended for deduction. If <i>50% or less</i> of goals are completed - 1 full point shall be recommended for deduction. | Local Initiatives Support Corporation's Goals | 25 |
| | Served | 25 |

| | | |
|--|------------------------------|--|
| Clients Served  | Recommended Deduction | |
| | 0 | |

| |
|---|
| Justification Agency completed at least 80% of their goals. |
|---|

ADMINISTRATIVE

MPR SUBMISSIONS (MAX DEDUCTION -.50 POINT)

| | | |
|---|--|-----------------|
| Description Measures the agency's ability to submit MPR documents on time. If the agency submits <i>26% or more</i> MPRs late, they shall receive a recommended deduction of .50 points. | Project Duration | 13 Months |
| | Number of Months w/Late Submissions | 4 Months |

| | | |
|---|------------------------------|--|
| MPR Submissions  | Recommended Deduction | |
| | -.50 | |

| |
|--|
| Justification 26% or more MPRs were submitted late |
|--|

RFR SUBMISSIONS (MAX DEDUCTION -.50 POINT)

| | | |
|---|--|------------------|
| Description Measures the agency's ability to submit RFR documents on time. If the agency submits <i>26% or more</i> RFRs late, they shall receive a recommended deduction of .50 points. | Project Duration | 13 Months |
| | Number of Months w/Late Submissions | 11 Months |

| | | |
|---|------------------------------|--|
| RFR Submissions  | Recommended Deduction | |
| | -.50 | |

| |
|--|
| Justification 26% or more RFRs were submitted late |
|--|

TOTAL RECOMMENDED DEDUCTION

-1.75

**Union of Pan Asian Communities CDBG Multicultural Economic Development Program
CED FY-2015 Performance Report**

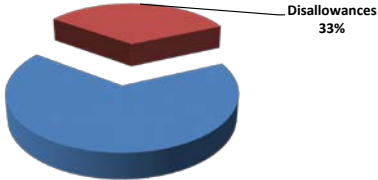
OBJECTIVE

An evaluation of past performance of CDBG-funded agencies will be conducted by HUD Programs Administration staff via Performance Indicators. The approved Scoring Criteria for process contains a section related to a maximum of 3-point deduction based on performance tracked. Evaluation of the Performance Indicators is based on a three-pronged approach - Fiscal, Programmatic and Administrative Performance - with each element being worth 1 point.


FISCAL

DISALLOWANCE (TWO PARTS - FREQUENCY OF DISALLOWANCE - .25 & TOTAL DISALLOWANCE - .25)

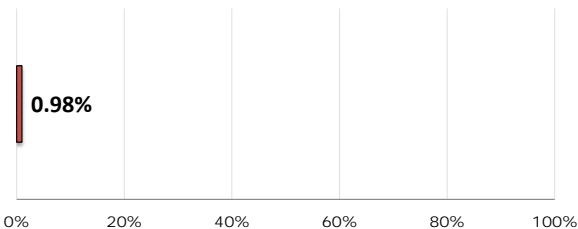
Frequency Of Disallowance (.25)

| Description | Project Duration | 13 Months |
|---|----------------------------|-----------------|
| Measures the total number of disallowances that has occurred during the duration of the project. If an agency has accumulated a total that is <i>greater than or equal to 50%</i> , the agency shall receive a recommended deduction of .25 points. | Frequency Of Disallowances | 4 Months |
| <p align="center">Frequency Of Disallowance</p>  <p align="right">Number Of Disallowances 33%</p> | Recommended Deduction | |
| | 0 | |
| | Justification | |
| Frequency of disallowances during the course of the project is less than 50% | | |

Total Disallowance (.25)

| Description | Budget Awarded | \$128,894.00 |
|--|-----------------------|-------------------|
| Measures the total balance of disallowances that has accumulated during the duration of the project. If an agency has accumulated a disallowance amount that is <i>greater than or equal to 10%</i> of the the total budget, the agency shall receive a recommended deduction of .25 points. | Total Disallowances | \$1,889.94 |
| <p align="center">Disallowance Balance</p>  <p>Total Disallowance 1%</p> | Recommended Deduction | |
| | 0 | |
| | Justification | |
| Disallowance balance is less than 10% of the total budget. | | |

BALANCE (.50)

| Description | Budget Awarded | \$128,894.00 |
|--|-----------------------|-------------------|
| Measures the remaining balance of the awarded budget. If the remaining balance is <i>greater than or equal to 10%</i> of the the total budget, the agency shall receive a recommended deduction of .50 points. | Remaining Total | \$1,266.59 |
| <p align="center">Remaining Balance</p>  <p>0.98%</p> <p>0% 20% 40% 60% 80% 100%</p> | Recommended Deduction | |
| | 0 | |
| | Justification | |
| Remaining balance is less than 10% of the total budget. | | |

| PROGRAMMATIC | | |
|--|---|----------------------|
| NUMERIC GOALS (MAX DEDUCTION - 1 POINT) | | |
| Description | Union of Pan Asian Communities's Goals | 125 |
| Measures the agency's goal outcome. If the agency completes at <i>least 80%</i> of their goals - 0 points shall be recommended for deduction. If <i>between 51%-71%</i> of their goals - .50 points shall be recommended for deduction. If <i>50% or less</i> of goals are completed - 1 full point shall be recommended for deduction. | Served | 144 |
| | Recommended Deduction | |
| <p align="center">Clients Served</p> <p>A horizontal bar chart with a blue bar extending to 115% on a scale from 0% to 140% in 20% increments. The bar is labeled '115%' at its end.</p> | | 0 |
| | | Justification |
| Agency completed at least 80% of their goals. | | |
| ADMINISTRATIVE | | |
| MPR SUBMISSIONS (MAX DEDUCTION -.50 POINT) | | |
| Description | Project Duration | 13 Months |
| Measures the agency's ability to submit MPR documents on time. If the agency submits <i>26% or more</i> MPRs late, they shall receive a recommended deduction of .50 points. | Number of Months w/Late Submissions | 1 Months |
| | Recommended Deduction | |
| <p align="center">MPR Submissions</p> <p>A 3D pie chart showing a small red slice representing 'Late MPR Submissions' at 8%. The rest of the chart is blue and striped.</p> | | 0 |
| | | Justification |
| 25% or less of MPRs were submitted late | | |
| RFR SUBMISSIONS (MAX DEDUCTION -.50 POINT) | | |
| Description | Project Duration | 13 Months |
| Measures the agency's ability to submit RFR documents on time. If the agency submits <i>26% or more</i> RFRs late, they shall receive a recommended deduction of .50 points. | Number of Months w/Late Submissions | 7 Months |
| | Recommended Deduction | |
| <p align="center">RFR Submissions</p> <p>A 3D pie chart showing a large red slice representing 'Late RFR Submissions' at 58%. The rest of the chart is blue and striped.</p> | | -.50 |
| | | Justification |
| 26% or more RFRs were submitted late | | |
| TOTAL RECOMMENDED DEDUCTION | | |
| -0.5 | | |