

## Access, Inc. Microenterprise Development CED FY-2017 Performance Report

### OBJECTIVE

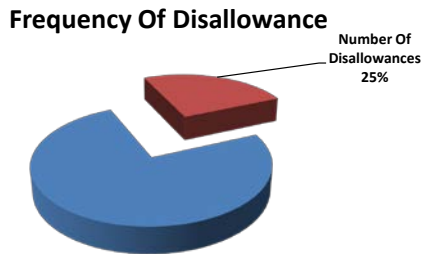
An evaluation of past performance of CDBG-funded agencies will be conducted by HUD Programs Administration staff via Performance Indicators. The approved Scoring Criteria for process contains a section related to a maximum of 3-point deduction based on performance tracked. Evaluation of the Performance Indicators is based on a three-pronged approach - Fiscal, Programmatic and Administrative Performance - with each element being worth 1 point.

### FISCAL

#### DISALLOWANCE (TWO PARTS - FREQUENCY OF DISALLOWANCE - .25 & TOTAL DISALLOWANCE - .25)

##### Frequency Of Disallowance (.25)

<b>Description</b>	<b>Project Duration</b>	12 Months
Measures the total number of disallowances that has occurred during the duration of the project. If an agency has accumulated a total that is <i>greater than or equal to 50%</i> , the agency shall receive a recommended deduction of <b>.25</b> points.	<b>Frequency Of Disallowances</b>	<b>3 Months</b>
	<b>Recommended Deduction</b>	
		0
		<b>Justification</b>
		Frequency of disallowances during the course of the project is less than 50%



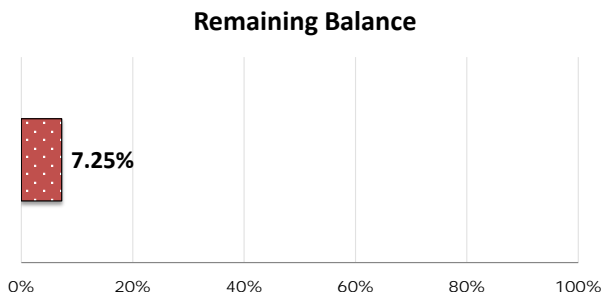
##### Total Disallowance (.25)

<b>Description</b>	<b>Budget Awarded</b>	\$101,167.00
Measures the total balance of disallowances that has accumulated during the duration of the project. If an agency has accumulated a disallowance amount that is <i>greater than or equal to 10%</i> of the the total budget, the agency shall receive a recommended deduction of <b>.25</b> points.	<b>Total Disallowances</b>	<b>\$703.38</b>
	<b>Recommended Deduction</b>	
		0
		<b>Justification</b>
		Disallowance balance is less than 10% of the total budget.



##### BALANCE (.50)

<b>Description</b>	<b>Budget Awarded</b>	\$101,167.00
Measures the remaining balance of the awarded budget. If the remaining balance is <i>greater than or equal to 10%</i> of the the total budget, the agency shall receive a recommended deduction of <b>.50</b> points.	<b>Remaining Total</b>	<b>\$7,333.92</b>
	<b>Recommended Deduction</b>	
		0
		<b>Justification</b>
		Remaining balance is less than 10% of the total budget.



PROGRAMMATIC		
NUMERIC GOALS (MAX DEDUCTION - 1 POINT)		
<b>Description</b>	<b>Access, Inc.'s Goals</b>	<b>86</b>
Measures the agency's goal outcome. If the agency completes at <i>least</i> 80% of their goals - <b>0</b> points shall be recommended for deduction. If <i>between</i> 51%-71% of their goals - <b>.50</b> points shall be recommended for deduction. If 50% or less of goals are completed - <b>1</b> full point shall be recommended for deduction.	<b>Served</b>	<b>34</b>
	<b>Recommended Deduction</b>	
<p align="center"><b>Clients Served</b></p> <p>A horizontal bar chart with a blue bar extending to the 40% mark on a scale from 0% to 50% in 10% increments. The bar is labeled '40%' at its end.</p>		<b>-1</b>
<b>Justification</b>		
		Agency completed 50% or less of their goals.
ADMINISTRATIVE		
MPR SUBMISSIONS (MAX DEDUCTION -.50 POINT)		
<b>Description</b>	<b>Project Duration</b>	12 Months
Measures the agency's ability to submit MPR documents on time. If the agency submits 26% or more MPRs late, they shall receive a recommended deduction of .50 points.	<b>Number of Months w/Late Submissions</b>	<b>1 Month</b>
	<b>Recommended Deduction</b>	
<p align="center"><b>MPR Submissions</b></p> <p>A 3D pie chart with a blue and white striped main section and a red section representing 8% of the total. A label points to the red section: 'Late MPR Submissions 8%'.</p>		<b>0</b>
<b>Justification</b>		
		25% or less of MPRs were submitted late
RFR SUBMISSIONS (MAX DEDUCTION -.50 POINT)		
<b>Description</b>	<b>Project Duration</b>	12 Months
Measures the agency's ability to submit RFR documents on time. If the agency submits 26% or more RFRs late, they shall receive a recommended deduction of .50 points.	<b>Number of Months w/Late Submissions</b>	<b>2 Months</b>
	<b>Recommended Deduction</b>	
<p align="center"><b>RFR Submissions</b></p> <p>A 3D pie chart with a blue and white striped main section and a red section representing 17% of the total. A label points to the red section: 'Late RFR Submissions 17%'.</p>		<b>0</b>
<b>Justification</b>		
		25% or less of RFRs were submitted late
TOTAL RECOMMENDED DEDUCTION		
<b>-1</b>		

# Acción San Diego Microlending Program CED FY-2017 Performance Report

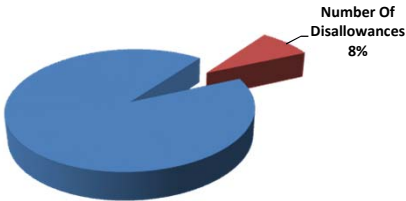
## OBJECTIVE

An evaluation of past performance of CDBG-funded agencies will be conducted by Community Development Division staff via Performance Indicators. The approved Scoring Criteria for process contains a section related to a maximum of 3-point deduction based on performance tracked. Evaluation of the Performance Indicators is based on a three-pronged approach - Fiscal, Programmatic and Administrative Performance - with each element being worth 1 point.


## FISCAL

### DISALLOWANCE (TWO PARTS - FREQUENCY OF DISALLOWANCE - .25 & TOTAL DISALLOWANCE - .25)

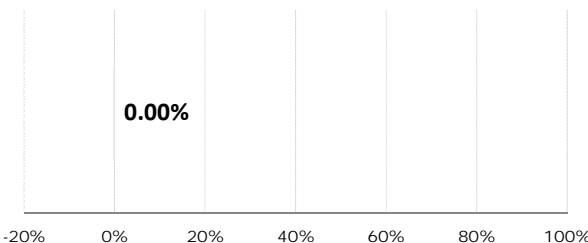
#### Frequency Of Disallowance (.25)

<table border="1" style="width: 100%; border-collapse: collapse;"> <tr> <th style="text-align: center;">Description</th> </tr> <tr> <td>Measures the total number of disallowances that has occurred during the duration of the project. If an agency has accumulated a total that is <i>greater than or equal to 50%</i>, the agency shall receive a recommended deduction of .25 points.</td> </tr> </table>	Description	Measures the total number of disallowances that has occurred during the duration of the project. If an agency has accumulated a total that is <i>greater than or equal to 50%</i> , the agency shall receive a recommended deduction of .25 points.	<table border="1" style="width: 100%; border-collapse: collapse;"> <tr> <td style="width: 50%;">Project Duration</td> <td style="width: 50%;">12 Months</td> </tr> <tr> <td>Frequency Of Disallowances</td> <td>1 Months</td> </tr> </table>	Project Duration	12 Months	Frequency Of Disallowances	1 Months
Description							
Measures the total number of disallowances that has occurred during the duration of the project. If an agency has accumulated a total that is <i>greater than or equal to 50%</i> , the agency shall receive a recommended deduction of .25 points.							
Project Duration	12 Months						
Frequency Of Disallowances	1 Months						
<h3>Frequency Of Disallowance</h3>  <p style="font-size: small;">Number Of Disallowances 8%</p>	<table border="1" style="width: 100%; border-collapse: collapse;"> <tr> <th style="text-align: center;">Recommended Deduction</th> </tr> <tr> <td style="text-align: center; font-size: 2em; color: red;">0</td> </tr> <tr> <th style="text-align: center;">Justification</th> </tr> <tr> <td style="text-align: center; color: red;">Frequency of disallowances during the course of the project is less than 50%</td> </tr> </table>	Recommended Deduction	0	Justification	Frequency of disallowances during the course of the project is less than 50%		
Recommended Deduction							
0							
Justification							
Frequency of disallowances during the course of the project is less than 50%							

#### Total Disallowance (.25)

<table border="1" style="width: 100%; border-collapse: collapse;"> <tr> <th style="text-align: center;">Description</th> </tr> <tr> <td>Measures the total balance of disallowances that has accumulated during the duration of the project. If an agency has accumulated a disallowance amount that is <i>greater than or equal to 10%</i> of the the total budget, the agency shall receive a recommended deduction of .25 points.</td> </tr> </table>	Description	Measures the total balance of disallowances that has accumulated during the duration of the project. If an agency has accumulated a disallowance amount that is <i>greater than or equal to 10%</i> of the the total budget, the agency shall receive a recommended deduction of .25 points.	<table border="1" style="width: 100%; border-collapse: collapse;"> <tr> <td style="width: 50%;">Budget Awarded</td> <td style="width: 50%;">\$186,306.00</td> </tr> <tr> <td>Total Disallowances</td> <td>\$1,094.40</td> </tr> </table>	Budget Awarded	\$186,306.00	Total Disallowances	\$1,094.40
Description							
Measures the total balance of disallowances that has accumulated during the duration of the project. If an agency has accumulated a disallowance amount that is <i>greater than or equal to 10%</i> of the the total budget, the agency shall receive a recommended deduction of .25 points.							
Budget Awarded	\$186,306.00						
Total Disallowances	\$1,094.40						
<h3>Disallowance Balance</h3>  <p style="font-size: small;">Total Disallowance 1%</p>	<table border="1" style="width: 100%; border-collapse: collapse;"> <tr> <th style="text-align: center;">Recommended Deduction</th> </tr> <tr> <td style="text-align: center; font-size: 2em; color: red;">0</td> </tr> <tr> <th style="text-align: center;">Justification</th> </tr> <tr> <td style="text-align: center; color: red;">Disallowance balance is less than 10% of the total budget.</td> </tr> </table>	Recommended Deduction	0	Justification	Disallowance balance is less than 10% of the total budget.		
Recommended Deduction							
0							
Justification							
Disallowance balance is less than 10% of the total budget.							

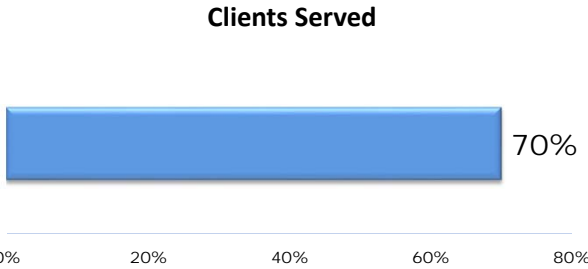
#### BALANCE (.50)

<table border="1" style="width: 100%; border-collapse: collapse;"> <tr> <th style="text-align: center;">Description</th> </tr> <tr> <td>Measures the remaining balance of the awarded budget. If the remaining balance is <i>greater than or equal to 10%</i> of the the total budget, the agency shall receive a recommended deduction of .50 points.</td> </tr> </table>	Description	Measures the remaining balance of the awarded budget. If the remaining balance is <i>greater than or equal to 10%</i> of the the total budget, the agency shall receive a recommended deduction of .50 points.	<table border="1" style="width: 100%; border-collapse: collapse;"> <tr> <td style="width: 50%;">Budget Awarded</td> <td style="width: 50%;">\$186,306.00</td> </tr> <tr> <td>Remaining Total</td> <td>\$0.00</td> </tr> </table>	Budget Awarded	\$186,306.00	Remaining Total	\$0.00
Description							
Measures the remaining balance of the awarded budget. If the remaining balance is <i>greater than or equal to 10%</i> of the the total budget, the agency shall receive a recommended deduction of .50 points.							
Budget Awarded	\$186,306.00						
Remaining Total	\$0.00						
<h3>Remaining Balance</h3>  <p style="font-size: 2em; color: blue;">0.00%</p>	<table border="1" style="width: 100%; border-collapse: collapse;"> <tr> <th style="text-align: center;">Recommended Deduction</th> </tr> <tr> <td style="text-align: center; font-size: 2em; color: red;">0</td> </tr> <tr> <th style="text-align: center;">Justification</th> </tr> <tr> <td style="text-align: center; color: red;">Remaining balance is less than 10% of the total budget.</td> </tr> </table>	Recommended Deduction	0	Justification	Remaining balance is less than 10% of the total budget.		
Recommended Deduction							
0							
Justification							
Remaining balance is less than 10% of the total budget.							

## PROGRAMMATIC

### NUMERIC GOALS (MAX DEDUCTION - 1 POINT)


Description		
Measures the agency's goal outcome. If the agency completes at <i>least 80%</i> of their goals - <b>0</b> points shall be recommended for deduction. If <i>between 51%-71%</i> of their goals - <b>.50</b> points shall be recommended for deduction. If <i>50% or less</i> of goals are completed - <b>1</b> full point shall be recommended for deduction.	Acción San Diego's Goals	60
	Served	42
<b>Recommended Deduction</b>		
<b>-.50</b>		
<b>Justification</b>		
<b>Agency completed between 79% - 51% of their goals.</b>		



## ADMINISTRATIVE

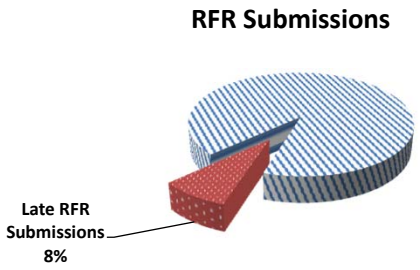
### MPR SUBMISSIONS (MAX DEDUCTION -.50 POINT)

Description		
Measures the agency's ability to submit MPR documents on time. If the agency submits <i>26% or more</i> MPRs late, they shall receive a recommended deduction of <b>.50</b> points.	Project Duration	12 Months
	Number of Months w/Late Submissions	0 Months
<b>Recommended Deduction</b>		
<b>0</b>		
<b>Justification</b>		
<b>25% or less of MPRs were submitted late</b>		



### RFR SUBMISSIONS (MAX DEDUCTION -.50 POINT)

Description		
Measures the agency's ability to submit RFR documents on time. If the agency submits <i>26% or more</i> RFRs late, they shall receive a recommended deduction of <b>.50</b> points.	Project Duration	12 Months
	Number of Months w/Late Submissions	1 Months
<b>Recommended Deduction</b>		
<b>0</b>		
<b>Justification</b>		
<b>Less than 25% of RFRs were submitted late</b>		



## TOTAL RECOMMENDED DEDUCTION

-0.5

# Horn of Africa San Diego Microenterprise Project CED FY-2017 Performance

## Report

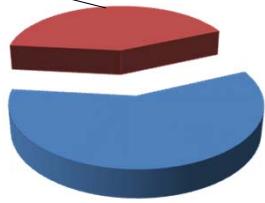
### OBJECTIVE

An evaluation of past performance of CDBG-funded agencies will be conducted by Community Development Division staff via Performance Indicators. The approved Scoring Criteria for process contains a section related to a maximum of 3-point deduction based on performance tracked. Evaluation of the Performance Indicators is based on a three-pronged approach - Fiscal, Programmatic and Administrative Performance - with each element being worth 1 point.

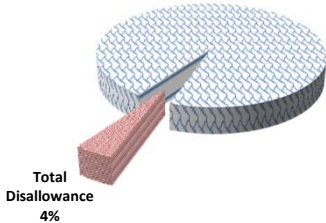
### FISCAL

#### DISALLOWANCE (TWO PARTS - FREQUENCY OF DISALLOWANCE - .25 & TOTAL DISALLOWANCE - .25)

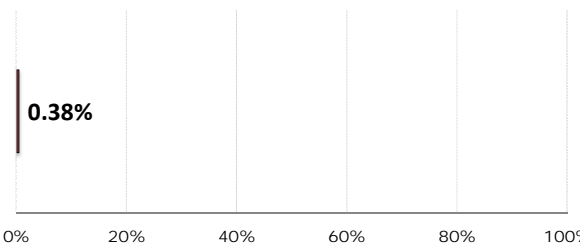
##### Frequency Of Disallowance (.25)

Description	Project Duration	12 Months
Measures the total number of disallowances that has occurred during the duration of the project. If an agency has accumulated a total that is <i>greater than or equal to 50%</i> , the agency shall receive a recommended deduction of .25 points.	Frequency Of Disallowances	5 Months
<p>Number Of Disallowances 42%</p> <h3>Frequency Of Disallowance</h3> 	Recommended Deduction	
	<b>0</b>	
	Justification	
<p>Frequency of disallowances during the course of the project is less than 50%</p>		

##### Total Disallowance (.25)

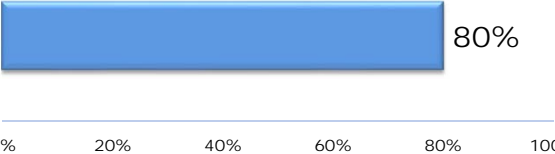
Description	Budget Awarded	\$150,040.00
Measures the total balance of disallowances that has accumulated during the duration of the project. If an agency has accumulated a disallowance amount that is <i>greater than or equal to 10%</i> of the the total budget, the agency shall receive a recommended deduction of .25 points.	Total Disallowances	\$6,932.75
<h3>Disallowance Balance</h3> 	Recommended Deduction	
	<b>0</b>	
	Justification	
<p>Disallowance balance is less than 10% of the total budget.</p>		

##### BALANCE (.50)

Description	Budget Awarded	\$150,040.00
Measures the remaining balance of the awarded budget. If the remaining balance is <i>greater than or equal to 10%</i> of the the total budget, the agency shall receive a recommended deduction of .50 points.	Remaining Total	\$576.12
<h3>Remaining Balance</h3> 	Recommended Deduction	
	<b>0</b>	
	Justification	
<p>Remaining balance is less than 10% of the total budget.</p>		


## PROGRAMMATIC

### NUMERIC GOALS (MAX DEDUCTION - 1 POINT)

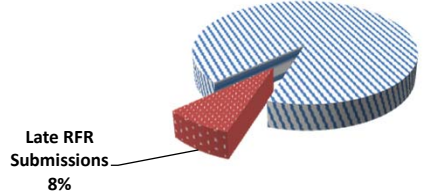
<b>Description</b> Measures the agency's goal outcome. If the agency completes at <i>least 80%</i> of their goals - <b>0</b> points shall be recommended for deduction. If <i>between 51%-71%</i> of their goals - <b>.50</b> points shall be recommended for deduction. If <i>50% or less</i> of goals are completed - <b>1</b> full point shall be recommended for deduction.	<b>Horn of Africa's Goals</b> 100	100
<b>Clients Served</b> 	<b>Served</b> 80	80
<b>Recommended Deduction</b>		
<b>0</b>		
<b>Justification</b>		
<b>Agency completed at least 80% of their goals.</b>		

## ADMINISTRATIVE

### MPR SUBMISSIONS (MAX DEDUCTION -.50 POINT)

<b>Description</b> Measures the agency's ability to submit MPR documents on time. If the agency submits <i>26% or more</i> MPRs late, they shall receive a recommended deduction of <b>.50</b> points.	<b>Project Duration</b> 12 Months	12 Months
<b>MPR Submissions</b> 	<b>Number of Months w/Late Submissions</b> 0 Months	0 Months
<b>Recommended Deduction</b>		
<b>0</b>		
<b>Justification</b>		
<b>25% or less of MPRs were submitted late</b>		

### RFR SUBMISSIONS (MAX DEDUCTION -.50 POINT)

<b>Description</b> Measures the agency's ability to submit RFR documents on time. If the agency submits <i>26% or more</i> RFRs late, they shall receive a recommended deduction of <b>.50</b> points.	<b>Project Duration</b> 12 Months	12 Months
<b>RFR Submissions</b> 	<b>Number of Months w/Late Submissions</b> 1 Months	1 Months
<b>Recommended Deduction</b>		
<b>0</b>		
<b>Justification</b>		
<b>Less than 25% of RFRs were submitted late</b>		

## TOTAL RECOMMENDED DEDUCTION

# 0

# International Rescue Committee Low-Income Entrepreneurship Assistance Project CED FY-2017 Performance Report

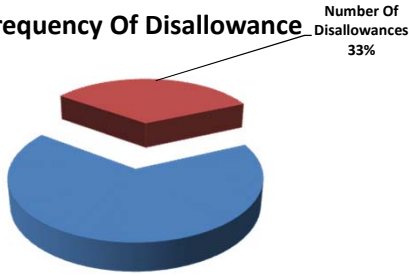
## OBJECTIVE

An evaluation of past performance of CDBG-funded agencies will be conducted by Community Development Division staff via Performance Indicators. The approved Scoring Criteria for process contains a section related to a maximum of 3-point deduction based on performance tracked. Evaluation of the Performance Indicators is based on a three-pronged approach - Fiscal, Programmatic and Administrative Performance - with each element being worth 1 point.


## FISCAL

### DISALLOWANCE (TWO PARTS - FREQUENCY OF DISALLOWANCE - .25 & TOTAL DISALLOWANCE - .25)

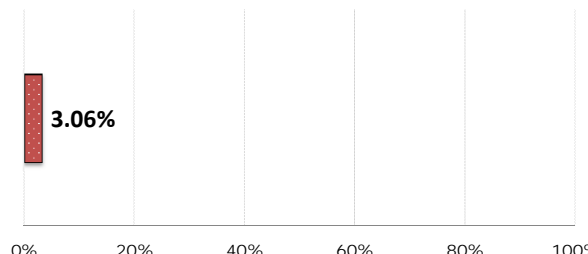
#### Frequency Of Disallowance (.25)




<table border="1" style="width: 100%; border-collapse: collapse;"> <tr> <th style="text-align: center;">Description</th> </tr> <tr> <td>Measures the total number of disallowances that has occurred during the duration of the project. If an agency has accumulated a total that is <i>greater than or equal to 50%</i>, the agency shall receive a recommended deduction of .25 points.</td> </tr> </table>	Description	Measures the total number of disallowances that has occurred during the duration of the project. If an agency has accumulated a total that is <i>greater than or equal to 50%</i> , the agency shall receive a recommended deduction of .25 points.	<table border="1" style="width: 100%; border-collapse: collapse;"> <tr> <td style="width: 50%;">Project Duration</td> <td style="width: 50%;">13 Months</td> </tr> <tr> <td>Frequency Of Disallowances</td> <td>4 Months</td> </tr> </table>	Project Duration	13 Months	Frequency Of Disallowances	4 Months
Description							
Measures the total number of disallowances that has occurred during the duration of the project. If an agency has accumulated a total that is <i>greater than or equal to 50%</i> , the agency shall receive a recommended deduction of .25 points.							
Project Duration	13 Months						
Frequency Of Disallowances	4 Months						
 <p><b>Frequency Of Disallowance</b> Number Of Disallowances 33%</p>	<table border="1" style="width: 100%; border-collapse: collapse;"> <tr> <th style="text-align: center;">Recommended Deduction</th> </tr> <tr> <td style="text-align: center; font-size: 24pt; color: red;">0</td> </tr> <tr> <th style="text-align: center;">Justification</th> </tr> <tr> <td style="text-align: center; color: red;">Frequency of disallowances during the course of the project is less than 50%</td> </tr> </table>	Recommended Deduction	0	Justification	Frequency of disallowances during the course of the project is less than 50%		
Recommended Deduction							
0							
Justification							
Frequency of disallowances during the course of the project is less than 50%							

#### Total Disallowance (.25)

<table border="1" style="width: 100%; border-collapse: collapse;"> <tr> <th style="text-align: center;">Description</th> </tr> <tr> <td>Measures the total balance of disallowances that has accumulated during the duration of the project. If an agency has accumulated a disallowance amount that is <i>greater than or equal to 10%</i> of the the total budget, the agency shall receive a recommended deduction of .25 points.</td> </tr> </table>	Description	Measures the total balance of disallowances that has accumulated during the duration of the project. If an agency has accumulated a disallowance amount that is <i>greater than or equal to 10%</i> of the the total budget, the agency shall receive a recommended deduction of .25 points.	<table border="1" style="width: 100%; border-collapse: collapse;"> <tr> <td style="width: 50%;">Budget Awarded</td> <td style="width: 50%;">\$133,857.00</td> </tr> <tr> <td>Total Disallowances</td> <td>\$1,020.78</td> </tr> </table>	Budget Awarded	\$133,857.00	Total Disallowances	\$1,020.78
Description							
Measures the total balance of disallowances that has accumulated during the duration of the project. If an agency has accumulated a disallowance amount that is <i>greater than or equal to 10%</i> of the the total budget, the agency shall receive a recommended deduction of .25 points.							
Budget Awarded	\$133,857.00						
Total Disallowances	\$1,020.78						
 <p><b>Disallowance Balance</b> Total Disallowance 1%</p>	<table border="1" style="width: 100%; border-collapse: collapse;"> <tr> <th style="text-align: center;">Recommended Deduction</th> </tr> <tr> <td style="text-align: center; font-size: 24pt; color: red;">0</td> </tr> <tr> <th style="text-align: center;">Justification</th> </tr> <tr> <td style="text-align: center; color: red;">Disallowance balance is less than 10% of the total budget.</td> </tr> </table>	Recommended Deduction	0	Justification	Disallowance balance is less than 10% of the total budget.		
Recommended Deduction							
0							
Justification							
Disallowance balance is less than 10% of the total budget.							

#### BALANCE (.50)

<table border="1" style="width: 100%; border-collapse: collapse;"> <tr> <th style="text-align: center;">Description</th> </tr> <tr> <td>Measures the remaining balance of the awarded budget. If the remaining balance is <i>greater than or equal to 10%</i> of the the total budget, the agency shall receive a recommended deduction of .50 points.</td> </tr> </table>	Description	Measures the remaining balance of the awarded budget. If the remaining balance is <i>greater than or equal to 10%</i> of the the total budget, the agency shall receive a recommended deduction of .50 points.	<table border="1" style="width: 100%; border-collapse: collapse;"> <tr> <td style="width: 50%;">Budget Awarded</td> <td style="width: 50%;">\$133,857.00</td> </tr> <tr> <td>Remaining Total</td> <td>\$4,089.34</td> </tr> </table>	Budget Awarded	\$133,857.00	Remaining Total	\$4,089.34
Description							
Measures the remaining balance of the awarded budget. If the remaining balance is <i>greater than or equal to 10%</i> of the the total budget, the agency shall receive a recommended deduction of .50 points.							
Budget Awarded	\$133,857.00						
Remaining Total	\$4,089.34						
 <p><b>Remaining Balance</b> 3.06%</p>	<table border="1" style="width: 100%; border-collapse: collapse;"> <tr> <th style="text-align: center;">Recommended Deduction</th> </tr> <tr> <td style="text-align: center; font-size: 24pt; color: red;">0</td> </tr> <tr> <th style="text-align: center;">Justification</th> </tr> <tr> <td style="text-align: center; color: red;">Remaining balance is less than 10% of the total budget.</td> </tr> </table>	Recommended Deduction	0	Justification	Remaining balance is less than 10% of the total budget.		
Recommended Deduction							
0							
Justification							
Remaining balance is less than 10% of the total budget.							

PROGRAMMATIC		
NUMERIC GOALS (MAX DEDUCTION - 1 POINT)		
<b>Description</b> Measures the agency's goal outcome. If the agency completes at <i>least 80%</i> of their goals - 0 points shall be recommended for deduction. If <i>between 51%-71%</i> of their goals - .50 points shall be recommended for deduction. If <i>50% or less</i> of goals are completed - 1 full point shall be recommended for deduction.	International Rescue Committee's Goals	0
	Served	82
<b>Clients Served</b>  <p>0%      50%      100%      150%      200%</p>	Recommended Deduction	
	0	
	Justification	
Agency completed at least 80% of their goals.		
ADMINISTRATIVE		
MPR SUBMISSIONS (MAX DEDUCTION -.50 POINT)		
<b>Description</b> Measures the agency's ability to submit MPR documents on time. If the agency submits 26% or more MPRs late, they shall receive a recommended deduction of .50 points.	Project Duration	12 Months
	Number of Months w/Late Submissions	0 Months
<b>MPR Submissions</b>  <p>Late MPR Submissions 0%</p>	Recommended Deduction	
	0	
	Justification	
25% or less of MPRs were submitted late		
RFR SUBMISSIONS (MAX DEDUCTION -.50 POINT)		
<b>Description</b> Measures the agency's ability to submit RFR documents on time. If the agency submits 26% or more RFRs late, they shall receive a recommended deduction of .50 points.	Project Duration	13 Months
	Number of Months w/Late Submissions	2 Months
<b>RFR Submissions</b>  <p>Late RFR Submissions 15%</p>	Recommended Deduction	
	0	
	Justification	
Less than 25% of RFRs were submitted late		
TOTAL RECOMMENDED DEDUCTION		
0		



# San Diego Housing Commission Direct Homeownership Assistance CED FY-2017

## Performance Report

### OBJECTIVE

An evaluation of past performance of CDBG-funded agencies will be conducted by Community Development Division staff via Performance Indicators. The approved Scoring Criteria for process contains a section related to a maximum of 3-point deduction based on performance tracked. Evaluation of the Performance Indicators is based on a three-pronged approach - Fiscal, Programmatic and Administrative Performance - with each element being worth 1 point.

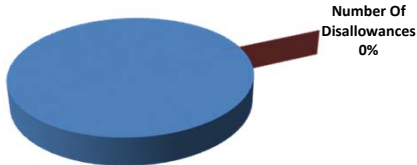
### FISCAL

#### DISALLOWANCE (TWO PARTS - FREQUENCY OF DISALLOWANCE - .25 & TOTAL DISALLOWANCE - .25)

##### Frequency Of Disallowance (.25)

<table border="1" style="width: 100%; border-collapse: collapse;"> <tr> <th style="text-align: center;">Description</th> </tr> <tr> <td>Measures the total number of disallowances that has occurred during the duration of the project. If an agency has accumulated a total that is <i>greater than or equal to 50%</i>, the agency shall receive a recommended deduction of .25 points.</td> </tr> </table>	Description	Measures the total number of disallowances that has occurred during the duration of the project. If an agency has accumulated a total that is <i>greater than or equal to 50%</i> , the agency shall receive a recommended deduction of .25 points.	<table border="1" style="width: 100%; border-collapse: collapse;"> <tr> <td style="width: 50%;">Project Duration</td> <td style="width: 50%;">11 Months</td> </tr> <tr> <td>Frequency Of Disallowances</td> <td>0 Months</td> </tr> <tr> <td colspan="2" style="text-align: center;">Recommended Deduction</td> </tr> <tr> <td colspan="2" style="text-align: center; font-size: 24pt; color: red;">0</td> </tr> <tr> <td colspan="2" style="text-align: center;">Justification</td> </tr> <tr> <td colspan="2" style="text-align: center; color: red;">Frequency of disallowances during the course of the project is less than 50%</td> </tr> </table>	Project Duration	11 Months	Frequency Of Disallowances	0 Months	Recommended Deduction		0		Justification		Frequency of disallowances during the course of the project is less than 50%	
Description															
Measures the total number of disallowances that has occurred during the duration of the project. If an agency has accumulated a total that is <i>greater than or equal to 50%</i> , the agency shall receive a recommended deduction of .25 points.															
Project Duration	11 Months														
Frequency Of Disallowances	0 Months														
Recommended Deduction															
0															
Justification															
Frequency of disallowances during the course of the project is less than 50%															


**Frequency Of Disallowance**



##### Total Disallowance (.25)

<table border="1" style="width: 100%; border-collapse: collapse;"> <tr> <th style="text-align: center;">Description</th> </tr> <tr> <td>Measures the total balance of disallowances that has accumulated during the duration of the project. If an agency has accumulated a disallowance amount that is <i>greater than or equal to 10%</i> of the the total budget, the agency shall receive a recommended deduction of .25 points.</td> </tr> </table>	Description	Measures the total balance of disallowances that has accumulated during the duration of the project. If an agency has accumulated a disallowance amount that is <i>greater than or equal to 10%</i> of the the total budget, the agency shall receive a recommended deduction of .25 points.	<table border="1" style="width: 100%; border-collapse: collapse;"> <tr> <td style="width: 50%;">Budget Awarded</td> <td style="width: 50%;">\$400,000.00</td> </tr> <tr> <td>Total Disallowances</td> <td>\$0.00</td> </tr> <tr> <td colspan="2" style="text-align: center;">Recommended Deduction</td> </tr> <tr> <td colspan="2" style="text-align: center; font-size: 24pt; color: red;">0</td> </tr> <tr> <td colspan="2" style="text-align: center;">Justification</td> </tr> <tr> <td colspan="2" style="text-align: center; color: red;">Disallowance balance is less than 10% of the total budget.</td> </tr> </table>	Budget Awarded	\$400,000.00	Total Disallowances	\$0.00	Recommended Deduction		0		Justification		Disallowance balance is less than 10% of the total budget.	
Description															
Measures the total balance of disallowances that has accumulated during the duration of the project. If an agency has accumulated a disallowance amount that is <i>greater than or equal to 10%</i> of the the total budget, the agency shall receive a recommended deduction of .25 points.															
Budget Awarded	\$400,000.00														
Total Disallowances	\$0.00														
Recommended Deduction															
0															
Justification															
Disallowance balance is less than 10% of the total budget.															

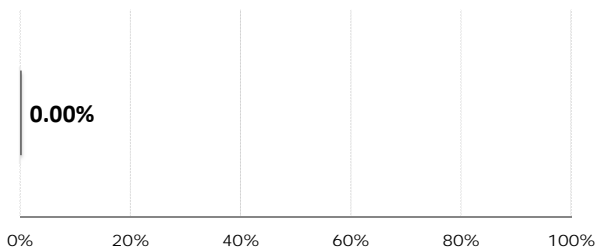
**Disallowance Balance**



##### BALANCE (.50)

<table border="1" style="width: 100%; border-collapse: collapse;"> <tr> <th style="text-align: center;">Description</th> </tr> <tr> <td>Measures the remaining balance of the awarded budget. If the remaining balance is <i>greater than or equal to 10%</i> of the the total budget, the agency shall receive a recommended deduction of .50 points.</td> </tr> </table>	Description	Measures the remaining balance of the awarded budget. If the remaining balance is <i>greater than or equal to 10%</i> of the the total budget, the agency shall receive a recommended deduction of .50 points.	<table border="1" style="width: 100%; border-collapse: collapse;"> <tr> <td style="width: 50%;">Budget Awarded</td> <td style="width: 50%;">\$400,000.00</td> </tr> <tr> <td>Remaining Total</td> <td>\$1.00</td> </tr> <tr> <td colspan="2" style="text-align: center;">Recommended Deduction</td> </tr> <tr> <td colspan="2" style="text-align: center; font-size: 24pt; color: red;">0</td> </tr> <tr> <td colspan="2" style="text-align: center;">Justification</td> </tr> <tr> <td colspan="2" style="text-align: center; color: red;">Remaining balance is less than 10% of the total budget.</td> </tr> </table>	Budget Awarded	\$400,000.00	Remaining Total	\$1.00	Recommended Deduction		0		Justification		Remaining balance is less than 10% of the total budget.	
Description															
Measures the remaining balance of the awarded budget. If the remaining balance is <i>greater than or equal to 10%</i> of the the total budget, the agency shall receive a recommended deduction of .50 points.															
Budget Awarded	\$400,000.00														
Remaining Total	\$1.00														
Recommended Deduction															
0															
Justification															
Remaining balance is less than 10% of the total budget.															

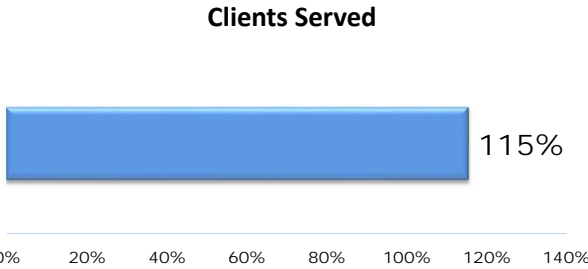
**Remaining Balance**



## PROGRAMMATIC

### NUMERIC GOALS (MAX DEDUCTION - 1 POINT)


<p style="text-align: center; margin: 0;"><b>Description</b></p> <p style="font-size: small; margin: 0;">Measures the agency's goal outcome. If the agency completes at <i>least 80%</i> of their goals - <b>0</b> points shall be recommended for deduction. If <i>between 51%-71%</i> of their goals - <b>.50</b> points shall be recommended for deduction. If <i>50% or less</i> of goals are completed - <b>1</b> full point shall be recommended for deduction.</p>	<p style="font-size: small; margin: 0;">San Diego Housing Commission's Goals</p> <p style="text-align: right; margin: 0;">39</p>	<p style="font-size: small; margin: 0;">Served</p> <p style="text-align: right; margin: 0;">45</p>
Recommended Deduction		
0		
Justification		
Agency completed at least 80% of their goals.		



## ADMINISTRATIVE


### MPR SUBMISSIONS (MAX DEDUCTION -.50 POINT)

<p style="text-align: center; margin: 0;"><b>Description</b></p> <p style="font-size: small; margin: 0;">Measures the agency's ability to submit MPR documents on time. If the agency submits <i>26% or more</i> MPRs late, they shall receive a recommended deduction of <b>.50</b> points.</p>	<p style="font-size: small; margin: 0;">Project Duration</p> <p style="text-align: right; margin: 0;">12 Months</p>	<p style="font-size: small; margin: 0;">Number of Months w/Late Submissions</p> <p style="text-align: right; margin: 0;">1 Months</p>
Recommended Deduction		
0		
Justification		
25% or less of MPRs were submitted late		



### RFR SUBMISSIONS (MAX DEDUCTION -.50 POINT)

<p style="text-align: center; margin: 0;"><b>Description</b></p> <p style="font-size: small; margin: 0;">Measures the agency's ability to submit RFR documents on time. If the agency submits <i>26% or more</i> RFRs late, they shall receive a recommended deduction of <b>.50</b> points.</p>	<p style="font-size: small; margin: 0;">Project Duration</p> <p style="text-align: right; margin: 0;">9 Months</p>	<p style="font-size: small; margin: 0;">Number of Months w/Late Submissions</p> <p style="text-align: right; margin: 0;">8 Months</p>
Recommended Deduction		
-.50		
Justification		
26% or more RFRs were submitted late		



## TOTAL RECOMMENDED DEDUCTION

-0.5

# Springboard CDFI Homeownership Promotion CED FY-2017 Performance

## Report

### OBJECTIVE

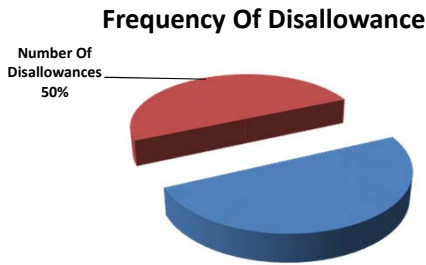
An evaluation of past performance of CDBG-funded agencies will be conducted by Community Development Division staff via Performance Indicators. The approved Scoring Criteria for process contains a section related to a maximum of 3-point deduction based on performance tracked. Evaluation of the Performance Indicators is based on a three-pronged approach - Fiscal, Programmatic and Administrative Performance - with each element being worth 1 point.

### FISCAL

#### DISALLOWANCE (TWO PARTS - FREQUENCY OF DISALLOWANCE - .25 & TOTAL DISALLOWANCE - .25)

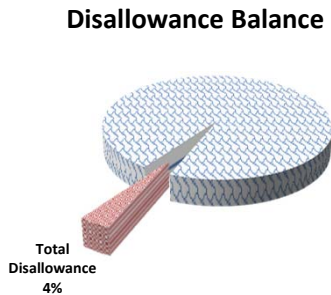
##### Frequency Of Disallowance (.25)

<table border="1" style="width: 100%; border-collapse: collapse;"> <tr> <th style="text-align: center;">Description</th> </tr> <tr> <td>Measures the total number of disallowances that has occurred during the duration of the project. If an agency has accumulated a total that is <i>greater than or equal to 50%</i>, the agency shall receive a recommended deduction of .25 points.</td> </tr> </table>	Description	Measures the total number of disallowances that has occurred during the duration of the project. If an agency has accumulated a total that is <i>greater than or equal to 50%</i> , the agency shall receive a recommended deduction of .25 points.	<table border="1" style="width: 100%; border-collapse: collapse;"> <tr> <td style="width: 50%;">Project Duration</td> <td style="width: 50%;">6 Months</td> </tr> <tr> <td>Frequency Of Disallowances</td> <td>3 Months</td> </tr> <tr> <th colspan="2" style="text-align: center;">Recommended Deduction</th> </tr> <tr> <td colspan="2" style="text-align: center; color: red; font-size: 1.2em;">-.25</td> </tr> <tr> <th colspan="2" style="text-align: center;">Justification</th> </tr> <tr> <td colspan="2" style="text-align: center; color: red;">Frequency of disallowances during the course of the project is equal to or greater than 50%.</td> </tr> </table>	Project Duration	6 Months	Frequency Of Disallowances	3 Months	Recommended Deduction		-.25		Justification		Frequency of disallowances during the course of the project is equal to or greater than 50%.	
Description															
Measures the total number of disallowances that has occurred during the duration of the project. If an agency has accumulated a total that is <i>greater than or equal to 50%</i> , the agency shall receive a recommended deduction of .25 points.															
Project Duration	6 Months														
Frequency Of Disallowances	3 Months														
Recommended Deduction															
-.25															
Justification															
Frequency of disallowances during the course of the project is equal to or greater than 50%.															



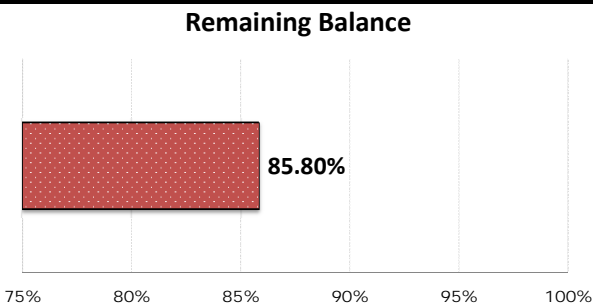
##### Total Disallowance (.25)

<table border="1" style="width: 100%; border-collapse: collapse;"> <tr> <th style="text-align: center;">Description</th> </tr> <tr> <td>Measures the total balance of disallowances that has accumulated during the duration of the project. If an agency has accumulated a disallowance amount that is <i>greater than or equal to 10%</i> of the the total budget, the agency shall receive a recommended deduction of .25 points.</td> </tr> </table>	Description	Measures the total balance of disallowances that has accumulated during the duration of the project. If an agency has accumulated a disallowance amount that is <i>greater than or equal to 10%</i> of the the total budget, the agency shall receive a recommended deduction of .25 points.	<table border="1" style="width: 100%; border-collapse: collapse;"> <tr> <td style="width: 50%;">Budget Awarded</td> <td style="width: 50%;">\$250,000.00</td> </tr> <tr> <td>Total Disallowances</td> <td>\$9,491.39</td> </tr> <tr> <th colspan="2" style="text-align: center;">Recommended Deduction</th> </tr> <tr> <td colspan="2" style="text-align: center; color: red; font-size: 1.2em;">0</td> </tr> <tr> <th colspan="2" style="text-align: center;">Justification</th> </tr> <tr> <td colspan="2" style="text-align: center; color: red;">Disallowance balance is less than 10% of the total budget.</td> </tr> </table>	Budget Awarded	\$250,000.00	Total Disallowances	\$9,491.39	Recommended Deduction		0		Justification		Disallowance balance is less than 10% of the total budget.	
Description															
Measures the total balance of disallowances that has accumulated during the duration of the project. If an agency has accumulated a disallowance amount that is <i>greater than or equal to 10%</i> of the the total budget, the agency shall receive a recommended deduction of .25 points.															
Budget Awarded	\$250,000.00														
Total Disallowances	\$9,491.39														
Recommended Deduction															
0															
Justification															
Disallowance balance is less than 10% of the total budget.															



##### BALANCE (.50)

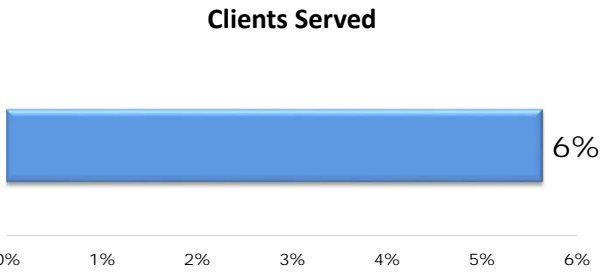
<table border="1" style="width: 100%; border-collapse: collapse;"> <tr> <th style="text-align: center;">Description</th> </tr> <tr> <td>Measures the remaining balance of the awarded budget. If the remaining balance is <i>greater than or equal to 10%</i> of the the total budget, the agency shall receive a recommended deduction of .50 points.</td> </tr> </table>	Description	Measures the remaining balance of the awarded budget. If the remaining balance is <i>greater than or equal to 10%</i> of the the total budget, the agency shall receive a recommended deduction of .50 points.	<table border="1" style="width: 100%; border-collapse: collapse;"> <tr> <td style="width: 50%;">Budget Awarded</td> <td style="width: 50%;">\$250,000.00</td> </tr> <tr> <td>Remaining Total</td> <td>\$214,495.73</td> </tr> <tr> <th colspan="2" style="text-align: center;">Recommended Deduction</th> </tr> <tr> <td colspan="2" style="text-align: center; color: red; font-size: 1.2em;">-.50</td> </tr> <tr> <th colspan="2" style="text-align: center;">Justification</th> </tr> <tr> <td colspan="2" style="text-align: center; color: red;">Remaining balance is greater than or equal to 10% of the total budget.</td> </tr> </table>	Budget Awarded	\$250,000.00	Remaining Total	\$214,495.73	Recommended Deduction		-.50		Justification		Remaining balance is greater than or equal to 10% of the total budget.	
Description															
Measures the remaining balance of the awarded budget. If the remaining balance is <i>greater than or equal to 10%</i> of the the total budget, the agency shall receive a recommended deduction of .50 points.															
Budget Awarded	\$250,000.00														
Remaining Total	\$214,495.73														
Recommended Deduction															
-.50															
Justification															
Remaining balance is greater than or equal to 10% of the total budget.															



## PROGRAMMATIC

### NUMERIC GOALS (MAX DEDUCTION - 1 POINT)


<p style="text-align: center; margin: 0;"><b>Description</b></p> <p style="font-size: small; margin: 5px 0;">Measures the agency's goal outcome. If the agency completes at <i>least 80%</i> of their goals - <b>0</b> points shall be recommended for deduction. If <i>between 51%-71%</i> of their goals - <b>.50</b> points shall be recommended for deduction. If <i>50% or less</i> of goals are completed - <b>1</b> full point shall be recommended for deduction.</p>	<p style="margin: 0;"><b>Springboard CDFI's Goals</b></p> <p style="text-align: right; margin: 0;">71</p>	<p style="margin: 0;"><b>Served</b></p> <p style="text-align: right; margin: 0;">4</p>
<b>Recommended Deduction</b>		
<b>-1</b>		
<b>Justification</b>		
<b>Agency completed 50% or less of their goals.</b>		



## ADMINISTRATIVE

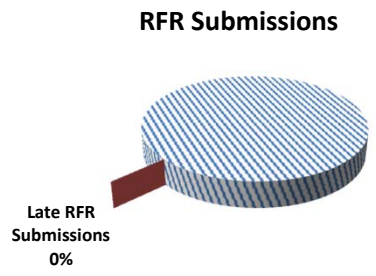
### MPR SUBMISSIONS (MAX DEDUCTION -.50 POINT)

<p style="text-align: center; margin: 0;"><b>Description</b></p> <p style="font-size: small; margin: 5px 0;">Measures the agency's ability to submit MPR documents on time. If the agency submits <i>26% or more</i> MPRs late, they shall receive a recommended deduction of <b>.50</b> points.</p>	<p style="margin: 0;"><b>Project Duration</b></p> <p style="text-align: right; margin: 0;">12 Months</p>	<p style="margin: 0;"><b>Number of Months w/Late Submissions</b></p> <p style="text-align: right; margin: 0;">1 Months</p>
<b>Recommended Deduction</b>		
<b>0</b>		
<b>Justification</b>		
<b>25% or less of MPRs were submitted late</b>		



### RFR SUBMISSIONS (MAX DEDUCTION -.50 POINT)

<p style="text-align: center; margin: 0;"><b>Description</b></p> <p style="font-size: small; margin: 5px 0;">Measures the agency's ability to submit RFR documents on time. If the agency submits <i>26% or more</i> RFRs late, they shall receive a recommended deduction of <b>.50</b> points.</p>	<p style="margin: 0;"><b>Project Duration</b></p> <p style="text-align: right; margin: 0;">8 Months</p>	<p style="margin: 0;"><b>Number of Months w/Late Submissions</b></p> <p style="text-align: right; margin: 0;">0 Months</p>
<b>Recommended Deduction</b>		
<b>0</b>		
<b>Justification</b>		
<b>Less than 25% of RFRs were submitted late</b>		



## TOTAL RECOMMENDED DEDUCTION

-1.75