

# Casa Familiar El K-FE: Coffee & Art Youth Job Training Program Challenge Grant FY-2017 Performance Report

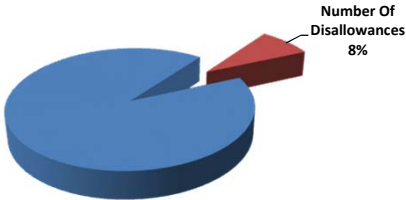
## OBJECTIVE

An evaluation of past performance of CDBG-funded agencies will be conducted by Community Development Division staff via Performance Indicators. The approved Scoring Criteria for process contains a section related to a maximum of 3-point deduction based on performance tracked. Evaluation of the Performance Indicators is based on a three-pronged approach - Fiscal, Programmatic and Administrative Performance - with each element being worth 1 point.

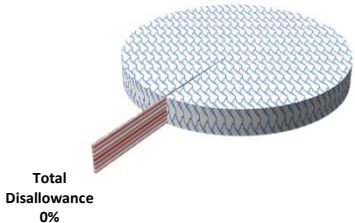
## FISCAL

### DISALLOWANCE (TWO PARTS - FREQUENCY OF DISALLOWANCE - .25 & TOTAL DISALLOWANCE - .25)

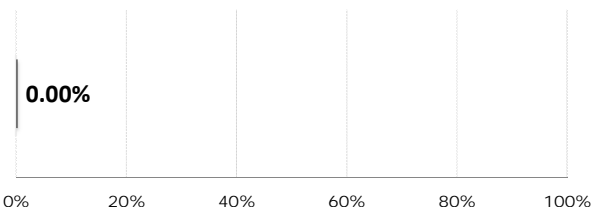
#### Frequency Of Disallowance (.25)

<table border="1" style="width: 100%; border-collapse: collapse;"> <tr> <th style="text-align: center;">Description</th> </tr> <tr> <td>Measures the total number of disallowances that has occurred during the duration of the project. If an agency has accumulated a total that is <i>greater than or equal to 50%</i>, the agency shall receive a recommended deduction of .25 points.</td> </tr> </table>	Description	Measures the total number of disallowances that has occurred during the duration of the project. If an agency has accumulated a total that is <i>greater than or equal to 50%</i> , the agency shall receive a recommended deduction of .25 points.	<table border="1" style="width: 100%; border-collapse: collapse;"> <tr> <td style="width: 50%;">Project Duration</td> <td style="width: 50%;">13 Months</td> </tr> <tr> <td>Frequency Of Disallowances</td> <td>1 Months</td> </tr> </table>	Project Duration	13 Months	Frequency Of Disallowances	1 Months
Description							
Measures the total number of disallowances that has occurred during the duration of the project. If an agency has accumulated a total that is <i>greater than or equal to 50%</i> , the agency shall receive a recommended deduction of .25 points.							
Project Duration	13 Months						
Frequency Of Disallowances	1 Months						
<h3>Frequency Of Disallowance</h3>  <p style="font-size: small;">Number Of Disallowances 8%</p>	<table border="1" style="width: 100%; border-collapse: collapse;"> <tr> <th style="text-align: center;">Recommended Deduction</th> </tr> <tr> <td style="text-align: center; font-size: 24pt; color: red;">0</td> </tr> <tr> <th style="text-align: center;">Justification</th> </tr> <tr> <td style="text-align: center; color: red;">Frequency of disallowances during the course of the project is less than 50%</td> </tr> </table>	Recommended Deduction	0	Justification	Frequency of disallowances during the course of the project is less than 50%		
Recommended Deduction							
0							
Justification							
Frequency of disallowances during the course of the project is less than 50%							

#### Total Disallowance (.25)

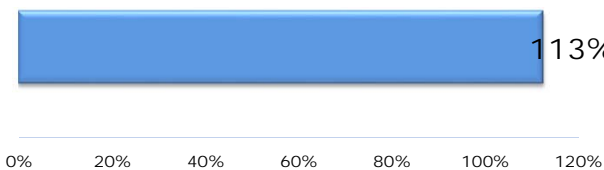
<table border="1" style="width: 100%; border-collapse: collapse;"> <tr> <th style="text-align: center;">Description</th> </tr> <tr> <td>Measures the total balance of disallowances that has accumulated during the duration of the project. If an agency has accumulated a disallowance amount that is <i>greater than or equal to 10%</i> of the the total budget, the agency shall receive a recommended deduction of .25 points.</td> </tr> </table>	Description	Measures the total balance of disallowances that has accumulated during the duration of the project. If an agency has accumulated a disallowance amount that is <i>greater than or equal to 10%</i> of the the total budget, the agency shall receive a recommended deduction of .25 points.	<table border="1" style="width: 100%; border-collapse: collapse;"> <tr> <td style="width: 50%;">Budget Awarded</td> <td style="width: 50%;">\$50,000.00</td> </tr> <tr> <td>Total Disallowances</td> <td>\$155.00</td> </tr> </table>	Budget Awarded	\$50,000.00	Total Disallowances	\$155.00
Description							
Measures the total balance of disallowances that has accumulated during the duration of the project. If an agency has accumulated a disallowance amount that is <i>greater than or equal to 10%</i> of the the total budget, the agency shall receive a recommended deduction of .25 points.							
Budget Awarded	\$50,000.00						
Total Disallowances	\$155.00						
<h3>Disallowance Balance</h3>  <p style="font-size: small;">Total Disallowance 0%</p>	<table border="1" style="width: 100%; border-collapse: collapse;"> <tr> <th style="text-align: center;">Recommended Deduction</th> </tr> <tr> <td style="text-align: center; font-size: 24pt; color: red;">0</td> </tr> <tr> <th style="text-align: center;">Justification</th> </tr> <tr> <td style="text-align: center; color: red;">Disallowance balance is less than 10% of the total budget.</td> </tr> </table>	Recommended Deduction	0	Justification	Disallowance balance is less than 10% of the total budget.		
Recommended Deduction							
0							
Justification							
Disallowance balance is less than 10% of the total budget.							

#### BALANCE (.50)

<table border="1" style="width: 100%; border-collapse: collapse;"> <tr> <th style="text-align: center;">Description</th> </tr> <tr> <td>Measures the remaining balance of the awarded budget. If the remaining balance is <i>greater than or equal to 10%</i> of the the total budget, the agency shall receive a recommended deduction of .50 points.</td> </tr> </table>	Description	Measures the remaining balance of the awarded budget. If the remaining balance is <i>greater than or equal to 10%</i> of the the total budget, the agency shall receive a recommended deduction of .50 points.	<table border="1" style="width: 100%; border-collapse: collapse;"> <tr> <td style="width: 50%;">Budget Awarded</td> <td style="width: 50%;">\$50,000.00</td> </tr> <tr> <td>Remaining Total</td> <td>\$0.20</td> </tr> </table>	Budget Awarded	\$50,000.00	Remaining Total	\$0.20
Description							
Measures the remaining balance of the awarded budget. If the remaining balance is <i>greater than or equal to 10%</i> of the the total budget, the agency shall receive a recommended deduction of .50 points.							
Budget Awarded	\$50,000.00						
Remaining Total	\$0.20						
<h3>Remaining Balance</h3>  <p style="font-size: small;">0.00%</p>	<table border="1" style="width: 100%; border-collapse: collapse;"> <tr> <th style="text-align: center;">Recommended Deduction</th> </tr> <tr> <td style="text-align: center; font-size: 24pt; color: red;">0</td> </tr> <tr> <th style="text-align: center;">Justification</th> </tr> <tr> <td style="text-align: center; color: red;">Remaining balance is less than 10% of the total budget.</td> </tr> </table>	Recommended Deduction	0	Justification	Remaining balance is less than 10% of the total budget.		
Recommended Deduction							
0							
Justification							
Remaining balance is less than 10% of the total budget.							


## PROGRAMMATIC

### NUMERIC GOALS (MAX DEDUCTION - 1 POINT)


Description		
Measures the agency's goal outcome. If the agency completes at <i>least 80%</i> of their goals - <b>0</b> points shall be recommended for deduction. If <i>between 51%-71%</i> of their goals - <b>.50</b> points shall be recommended for deduction. If <i>50% or less</i> of goals are completed - <b>1</b> full point shall be recommended for deduction.	Casa Familiar's Goals	40
	Served	45
<b>Clients Served</b>	<b>Recommended Deduction</b>	
	<b>0</b>	
	<b>Justification</b>	
	<b>Agency completed at least 80% of their goals.</b>	

## ADMINISTRATIVE

### MPR SUBMISSIONS (MAX DEDUCTION -.50 POINT)

Description		
Measures the agency's ability to submit MPR documents on time. If the agency submits <i>26% or more</i> MPRs late, they shall receive a recommended deduction of <b>.50</b> points.	Project Duration	12 Months
	Number of Months w/Late Submissions	0 Months
<b>MPR Submissions</b>	<b>Recommended Deduction</b>	
	<b>0</b>	
	<b>Justification</b>	
	<b>25% or less of MPRs were submitted late</b>	

### RFR SUBMISSIONS (MAX DEDUCTION -.50 POINT)

Description		
Measures the agency's ability to submit RFR documents on time. If the agency submits <i>26% or more</i> RFRs late, they shall receive a recommended deduction of <b>.50</b> points.	Project Duration	13 Months
	Number of Months w/Late Submissions	0 Months
<b>RFR Submissions</b>	<b>Recommended Deduction</b>	
	<b>0</b>	
	<b>Justification</b>	
	<b>Less than 25% of RFRs were submitted late</b>	

## TOTAL RECOMMENDED DEDUCTION

# 0

# GRID Alternatives San Diego Solar Installer Apprenticeship Program Challenge Grant FY-2017 Performance Report

## OBJECTIVE

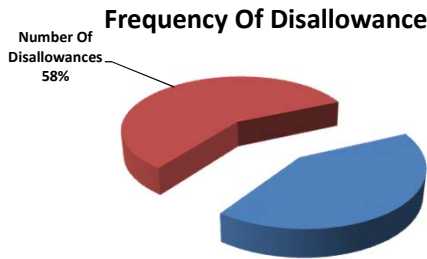
An evaluation of past performance of CDBG-funded agencies will be conducted by Community Development Division staff via Performance Indicators. The approved Scoring Criteria for process contains a section related to a maximum of 3-point deduction based on performance tracked. Evaluation of the Performance Indicators is based on a three-pronged approach - Fiscal, Programmatic and Administrative Performance - with each element being worth 1 point.

## FISCAL

### DISALLOWANCE (TWO PARTS - FREQUENCY OF DISALLOWANCE - .25 & TOTAL DISALLOWANCE - .25)


#### Frequency Of Disallowance (.25)

Description		
Measures the total number of disallowances that has occurred during the duration of the project. If an agency has accumulated a total that is <i>greater than or equal to 50%</i> , the agency shall receive a recommended deduction of .25 points.	Project Duration	11 Months
	Frequency Of Disallowances	7 Months
<b>Recommended Deduction</b>		
-.25		
<b>Justification</b>		
Frequency of disallowances during the course of the project is equal to or greater than 50%.		



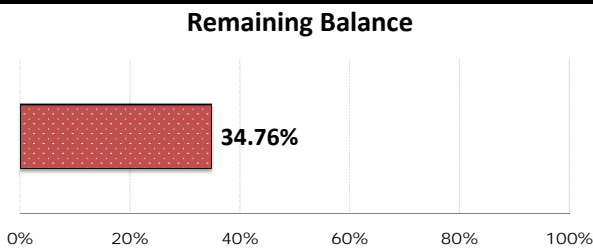
#### Total Disallowance (.25)

Description		
Measures the total balance of disallowances that has accumulated during the duration of the project. If an agency has accumulated a disallowance amount that is <i>greater than or equal to 10%</i> of the the total budget, the agency shall receive a recommended deduction of .25 points.	Budget Awarded	\$118,340.00
	Total Disallowances	\$3,712.94
<b>Recommended Deduction</b>		
0		
<b>Justification</b>		
Disallowance balance is less than 10% of the total budget.		



#### BALANCE (.50)

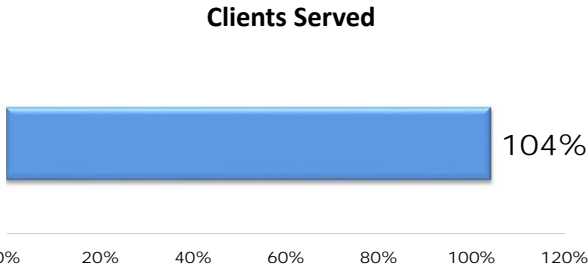
Description		
Measures the remaining balance of the awarded budget. If the remaining balance is <i>greater than or equal to 10%</i> of the the total budget, the agency shall receive a recommended deduction of .50 points.	Budget Awarded	\$118,340.00
	Remaining Total	\$41,130.60
<b>Recommended Deduction</b>		
-.50		
<b>Justification</b>		
Remaining balance is greater than or equal to 10% of the total budget.		



## PROGRAMMATIC

### NUMERIC GOALS (MAX DEDUCTION - 1 POINT)

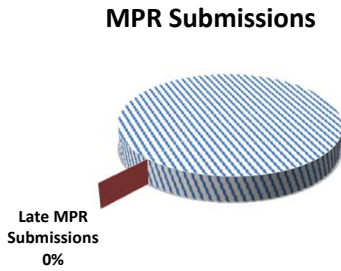
Description		
Measures the agency's goal outcome. If the agency completes at <i>least 80%</i> of their goals - <b>0</b> points shall be recommended for deduction. If <i>between 51%-71%</i> of their goals - <b>.50</b> points shall be recommended for deduction. If <i>50% or less</i> of goals are completed - <b>1</b> full point shall be recommended for deduction.	GRID Alternatives's Goals	24
	Served	25
<b>Recommended Deduction</b>		
<b>0</b>		
<b>Justification</b>		
<b>Agency completed at least 80% of their goals.</b>		



## ADMINISTRATIVE

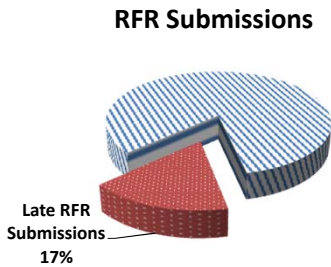
### MPR SUBMISSIONS (MAX DEDUCTION -.50 POINT)

Description		
Measures the agency's ability to submit MPR documents on time. If the agency submits <i>26% or more</i> MPRs late, they shall receive a recommended deduction of <b>.50</b> points.	Project Duration	12 Months
	Number of Months w/Late Submissions	0 Months
<b>Recommended Deduction</b>		
<b>0</b>		
<b>Justification</b>		
<b>25% or less of MPRs were submitted late</b>		



### RFR SUBMISSIONS (MAX DEDUCTION -.50 POINT)

Description		
Measures the agency's ability to submit RFR documents on time. If the agency submits <i>26% or more</i> RFRs late, they shall receive a recommended deduction of <b>.50</b> points.	Project Duration	11 Months
	Number of Months w/Late Submissions	2 Months
<b>Recommended Deduction</b>		
<b>0</b>		
<b>Justification</b>		
<b>Less than 25% of RFRs were submitted late</b>		



## TOTAL RECOMMENDED DEDUCTION

-0.75

# Jacobs Center for Neighborhood Innovation Writerz Blok Youth Workforce Training Program Challenge Grant FY-2017 Performance Report

## OBJECTIVE

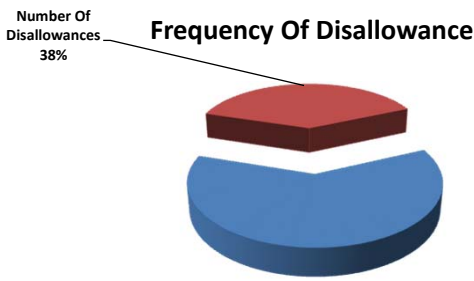
An evaluation of past performance of CDBG-funded agencies will be conducted by Community Development Division staff via Performance Indicators. The approved Scoring Criteria for process contains a section related to a maximum of 3-point deduction based on performance tracked. Evaluation of the Performance Indicators is based on a three-pronged approach - Fiscal, Programmatic and Administrative Performance - with each element being worth 1 point.

## FISCAL

### DISALLOWANCE (TWO PARTS - FREQUENCY OF DISALLOWANCE - .25 & TOTAL DISALLOWANCE - .25)


#### Frequency Of Disallowance (.25)

Description	Project Duration	13 Months
Measures the total number of disallowances that has occurred during the duration of the project. If an agency has accumulated a total that is <i>greater than or equal to 50%</i> , the agency shall receive a recommended deduction of .25 points.	Frequency Of Disallowances	5 Months
	<b>Recommended Deduction</b>  <span style="font-size: 2em; color: red;">0</span>	
<b>Justification</b>  <span style="color: red;">Frequency of disallowances during the course of the project is less than 50%</span>		



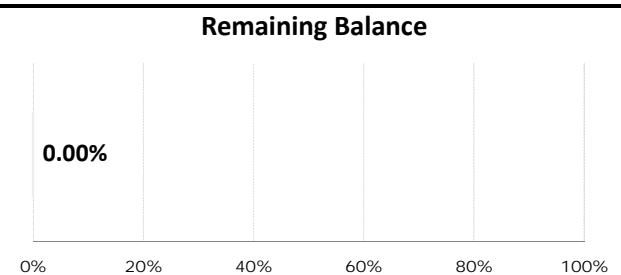
#### Total Disallowance (.25)

Description	Budget Awarded	\$211,991.00
Measures the total balance of disallowances that has accumulated during the duration of the project. If an agency has accumulated a disallowance amount that is <i>greater than or equal to 10%</i> of the the total budget, the agency shall receive a recommended deduction of .25 points.	Total Disallowances	\$2,548.44
	<b>Recommended Deduction</b>  <span style="font-size: 2em; color: red;">0</span>	
<b>Justification</b>  <span style="color: red;">Disallowance balance is less than 10% of the total budget.</span>		



#### BALANCE (.50)

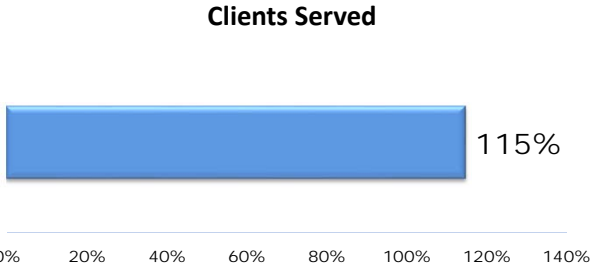
Description	Budget Awarded	\$211,991.00
Measures the remaining balance of the awarded budget. If the remaining balance is <i>greater than or equal to 10%</i> of the the total budget, the agency shall receive a recommended deduction of .50 points.	Remaining Total	\$0.00
	<b>Recommended Deduction</b>  <span style="font-size: 2em; color: red;">0</span>	
<b>Justification</b>  <span style="color: red;">Remaining balance is less than 10% of the total budget.</span>		



## PROGRAMMATIC

### NUMERIC GOALS (MAX DEDUCTION - 1 POINT)


Description		
Measures the agency's goal outcome. If the agency completes at <i>least 80%</i> of their goals - <b>0</b> points shall be recommended for deduction. If <i>between 51%-71%</i> of their goals - <b>.50</b> points shall be recommended for deduction. If <i>50% or less</i> of goals are completed - <b>1</b> full point shall be recommended for deduction.	Jacobs Center for Neighborhood Innovation's Goals	34
	Served	39
<b>Recommended Deduction</b>		
<b>0</b>		
<b>Justification</b>		
<b>Agency completed at least 80% of their goals.</b>		



## ADMINISTRATIVE

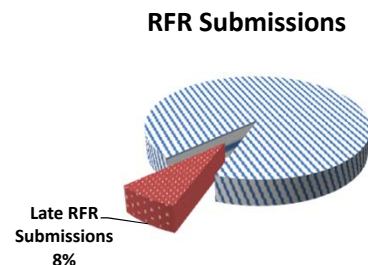
### MPR SUBMISSIONS (MAX DEDUCTION -.50 POINT)

Description		
Measures the agency's ability to submit MPR documents on time. If the agency submits <i>26% or more</i> MPRs late, they shall receive a recommended deduction of <b>.50</b> points.	Project Duration	12 Months
	Number of Months w/Late Submissions	1 Months
<b>Recommended Deduction</b>		
<b>0</b>		
<b>Justification</b>		
<b>25% or less of MPRs were submitted late</b>		



### RFR SUBMISSIONS (MAX DEDUCTION -.50 POINT)

Description		
Measures the agency's ability to submit RFR documents on time. If the agency submits <i>26% or more</i> RFRs late, they shall receive a recommended deduction of <b>.50</b> points.	Project Duration	13 Months
	Number of Months w/Late Submissions	1 Months
<b>Recommended Deduction</b>		
<b>0</b>		
<b>Justification</b>		
<b>Less than 25% of RFRs were submitted late</b>		



## TOTAL RECOMMENDED DEDUCTION

0

# San Diego Second Chance Program Youth Garden Workforce Training Program Challenge Grant FY-2017 Performance Report

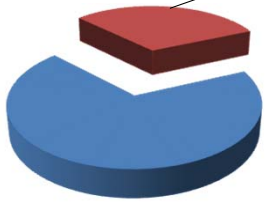
## OBJECTIVE

An evaluation of past performance of CDBG-funded agencies will be conducted by HUD Programs Administration staff via Performance Indicators. The approved Scoring Criteria for process contains a section related to a maximum of 3-point deduction based on performance tracked. Evaluation of the Performance Indicators is based on a three-pronged approach - Fiscal, Programmatic and Administrative Performance - with each element being worth 1 point.


## FISCAL

### DISALLOWANCE (TWO PARTS - FREQUENCY OF DISALLOWANCE - .25 & TOTAL DISALLOWANCE - .25)

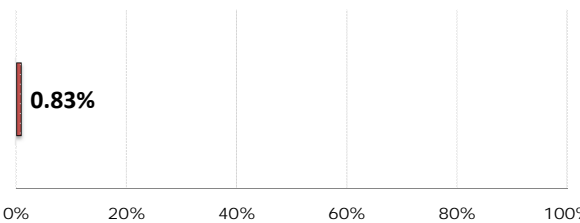
#### Frequency Of Disallowance (.25)

<p style="text-align: center;"><b>Description</b></p> <p>Measures the total number of disallowances that has occurred during the duration of the project. If an agency has accumulated a total that is <i>greater than or equal to 50%</i>, the agency shall receive a recommended deduction of .25 points.</p>	<p style="text-align: center;"><b>Project Duration</b></p> <p style="text-align: center;">13 Months</p>	
	<p style="text-align: center;"><b>Frequency Of Disallowances</b></p> <p style="text-align: center;">4 Months</p>	
<p><b>Frequency Of Disallowance</b></p>  <p style="font-size: small;">Number Of Disallowances 31%</p>		
<p style="text-align: center;"><b>Recommended Deduction</b></p> <p style="font-size: 2em; color: red; text-align: center;">0</p>		
<p style="text-align: center;"><b>Justification</b></p> <p style="color: red; text-align: center;">Frequency of disallowances during the course of the project is less than 50%</p>		

#### Total Disallowance (.25)

<p style="text-align: center;"><b>Description</b></p> <p>Measures the total balance of disallowances that has accumulated during the duration of the project. If an agency has accumulated a disallowance amount that is <i>greater than or equal to 10%</i> of the the total budget, the agency shall receive a recommended deduction of .25 points.</p>	<p style="text-align: center;"><b>Budget Awarded</b></p> <p style="text-align: center;">\$118,176.00</p>	
	<p style="text-align: center;"><b>Total Disallowances</b></p> <p style="text-align: center;">\$3,795.11</p>	
<p><b>Disallowance Balance</b></p>  <p style="font-size: small;">Total Disallowance 3%</p>		
<p style="text-align: center;"><b>Recommended Deduction</b></p> <p style="font-size: 2em; color: red; text-align: center;">0</p>		
<p style="text-align: center;"><b>Justification</b></p> <p style="color: red; text-align: center;">Disallowance balance is less than 10% of the total budget.</p>		

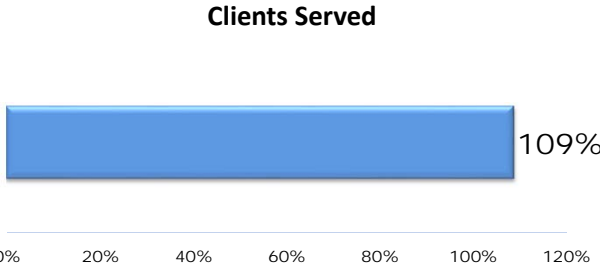
#### BALANCE (.50)

<p style="text-align: center;"><b>Description</b></p> <p>Measures the remaining balance of the awarded budget. If the remaining balance is <i>greater than or equal to 10%</i> of the the total budget, the agency shall receive a recommended deduction of .50 points.</p>	<p style="text-align: center;"><b>Budget Awarded</b></p> <p style="text-align: center;">\$118,176.00</p>	
	<p style="text-align: center;"><b>Remaining Total</b></p> <p style="text-align: center;">\$981.14</p>	
<p><b>Remaining Balance</b></p>  <p style="font-size: small;">0.83%</p>		
<p style="text-align: center;"><b>Recommended Deduction</b></p> <p style="font-size: 2em; color: red; text-align: center;">0</p>		
<p style="text-align: center;"><b>Justification</b></p> <p style="color: red; text-align: center;">Remaining balance is less than 10% of the total budget.</p>		

## PROGRAMMATIC

### NUMERIC GOALS (MAX DEDUCTION - 1 POINT)


Description		
Measures the agency's goal outcome. If the agency completes at <i>least 80%</i> of their goals - <b>0</b> points shall be recommended for deduction. If <i>between 51%-71%</i> of their goals - <b>.50</b> points shall be recommended for deduction. If <i>50% or less</i> of goals are completed - <b>1</b> full point shall be recommended for deduction.	San Diego Second Chance Program 's Goals	80
	Served	87
<b>Recommended Deduction</b>		
<b>0</b>		
<b>Justification</b>		
Agency completed at least 80% of their goals.		



## ADMINISTRATIVE

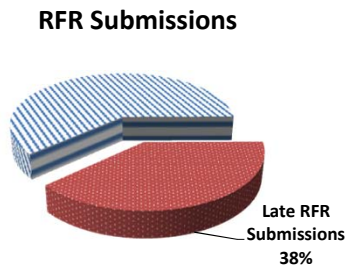
### MPR SUBMISSIONS (MAX DEDUCTION -.50 POINT)

Description		
Measures the agency's ability to submit MPR documents on time. If the agency submits <i>26% or more</i> MPRs late, they shall receive a recommended deduction of <b>.50</b> points.	Project Duration	12 Months
	Number of Months w/Late Submissions	1 Months
<b>Recommended Deduction</b>		
<b>0</b>		
<b>Justification</b>		
25% or less of MPRs were submitted late		



### RFR SUBMISSIONS (MAX DEDUCTION -.50 POINT)

Description		
Measures the agency's ability to submit RFR documents on time. If the agency submits <i>26% or more</i> RFRs late, they shall receive a recommended deduction of <b>.50</b> points.	Project Duration	13 Months
	Number of Months w/Late Submissions	5 Months
<b>Recommended Deduction</b>		
<b>-.50</b>		
<b>Justification</b>		
26% or more RFRs were submitted late		



## TOTAL RECOMMENDED DEDUCTION

-0.5



## Urban Corps of San Diego County Pre-Corps Vocational Training Program Challenge Grant FY-2017 Performance Report

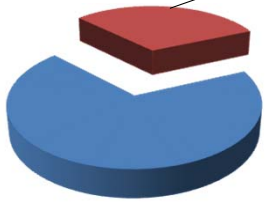
### OBJECTIVE

An evaluation of past performance of CDBG-funded agencies will be conducted by Community Development Division staff via Performance Indicators. The approved Scoring Criteria for process contains a section related to a maximum of 3-point deduction based on performance tracked. Evaluation of the Performance Indicators is based on a three-pronged approach - Fiscal, Programmatic and Administrative Performance - with each element being worth 1 point.

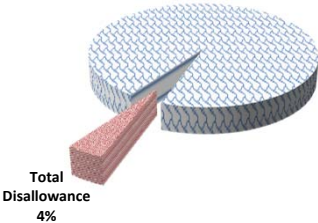
### FISCAL

#### DISALLOWANCE (TWO PARTS - FREQUENCY OF DISALLOWANCE - .25 & TOTAL DISALLOWANCE - .25)

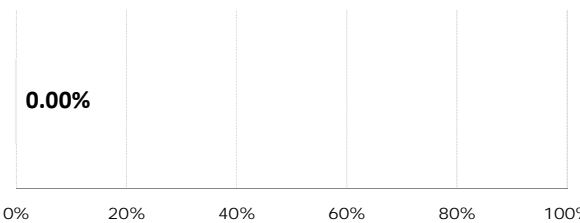
#### Frequency Of Disallowance (.25)

Description						
Measures the total number of disallowances that has occurred during the duration of the project. If an agency has accumulated a total that is <i>greater than or equal to 50%</i> , the agency shall receive a recommended deduction of .25 points.	Project Duration	13 Months				
	Frequency Of Disallowances	4 Months				
<div style="display: flex; justify-content: space-between;"> <div style="width: 45%;"> <h4 style="text-align: center;">Frequency Of Disallowance</h4>  <p style="text-align: right; margin-right: 10px;">Number Of Disallowances 31%</p> </div> <div style="width: 50%;"> <table border="1" style="width: 100%; border-collapse: collapse;"> <thead> <tr> <th style="text-align: center;">Recommended Deduction</th> </tr> </thead> <tbody> <tr> <td style="text-align: center; font-size: 24px; color: red;">0</td> </tr> <tr> <th style="text-align: center;">Justification</th> </tr> <tr> <td style="text-align: center; color: red;">Frequency of disallowances during the course of the project is less than 50%</td> </tr> </tbody> </table> </div> </div>			Recommended Deduction	0	Justification	Frequency of disallowances during the course of the project is less than 50%
Recommended Deduction						
0						
Justification						
Frequency of disallowances during the course of the project is less than 50%						

#### Total Disallowance (.25)

Description						
Measures the total balance of disallowances that has accumulated during the duration of the project. If an agency has accumulated a disallowance amount that is <i>greater than or equal to 10%</i> of the the total budget, the agency shall receive a recommended deduction of .25 points.	Budget Awarded	\$50,000.00				
	Total Disallowances	\$2,257.98				
<div style="display: flex; justify-content: space-between;"> <div style="width: 45%;"> <h4 style="text-align: center;">Disallowance Balance</h4>  <p style="text-align: right; margin-right: 10px;">Total Disallowance 4%</p> </div> <div style="width: 50%;"> <table border="1" style="width: 100%; border-collapse: collapse;"> <thead> <tr> <th style="text-align: center;">Recommended Deduction</th> </tr> </thead> <tbody> <tr> <td style="text-align: center; font-size: 24px; color: red;">0</td> </tr> <tr> <th style="text-align: center;">Justification</th> </tr> <tr> <td style="text-align: center; color: red;">Disallowance balance is less than 10% of the total budget.</td> </tr> </tbody> </table> </div> </div>			Recommended Deduction	0	Justification	Disallowance balance is less than 10% of the total budget.
Recommended Deduction						
0						
Justification						
Disallowance balance is less than 10% of the total budget.						

#### BALANCE (.50)

Description						
Measures the remaining balance of the awarded budget. If the remaining balance is <i>greater than or equal to 10%</i> of the the total budget, the agency shall receive a recommended deduction of .50 points.	Budget Awarded	\$50,000.00				
	Remaining Total	\$0.00				
<div style="display: flex; justify-content: space-between;"> <div style="width: 45%;"> <h4 style="text-align: center;">Remaining Balance</h4>  <p style="font-size: 24px; color: red; margin-left: 10px;">0.00%</p> </div> <div style="width: 50%;"> <table border="1" style="width: 100%; border-collapse: collapse;"> <thead> <tr> <th style="text-align: center;">Recommended Deduction</th> </tr> </thead> <tbody> <tr> <td style="text-align: center; font-size: 24px; color: red;">0</td> </tr> <tr> <th style="text-align: center;">Justification</th> </tr> <tr> <td style="text-align: center; color: red;">Remaining balance is less than 10% of the total budget.</td> </tr> </tbody> </table> </div> </div>			Recommended Deduction	0	Justification	Remaining balance is less than 10% of the total budget.
Recommended Deduction						
0						
Justification						
Remaining balance is less than 10% of the total budget.						

**PROGRAMMATIC**

**NUMERIC GOALS (MAX DEDUCTION - 1 POINT)**

<b>Description</b>	<b>Urban Corps of San Diego County's Goals</b>	<b>300</b>
Measures the agency's goal outcome. If the agency completes at <i>least 80%</i> of their goals - <b>0</b> points shall be recommended for deduction. If <i>between 51%-71%</i> of their goals - <b>.50</b> points shall be recommended for deduction. If <i>50% or less</i> of goals are completed - <b>1</b> full point shall be recommended for deduction.	<b>Served</b>	<b>211</b>
<b>Clients Served</b>	<b>Recommended Deduction</b>	
<p>70%</p> <p>0% 20% 40% 60% 80%</p>	<b>-.50</b>	
	<b>Justification</b>	
	<b>Agency completed between 79% - 51% of their goals.</b>	

**ADMINISTRATIVE**

**MPR SUBMISSIONS (MAX DEDUCTION -.50 POINT)**

<b>Description</b>	<b>Project Duration</b>	<b>12 Months</b>
Measures the agency's ability to submit MPR documents on time. If the agency submits <i>26% or more</i> MPRs late, they shall receive a recommended deduction of <b>.50</b> points.	<b>Number of Months w/Late Submissions</b>	<b>0 Months</b>
<b>MPR Submissions</b>	<b>Recommended Deduction</b>	
<p>Late MPR Submissions 0%</p>	<b>0</b>	
	<b>Justification</b>	
	<b>25% or less of MPRs were submitted late</b>	

**RFR SUBMISSIONS (MAX DEDUCTION -.50 POINT)**

<b>Description</b>	<b>Project Duration</b>	<b>13 Months</b>
Measures the agency's ability to submit RFR documents on time. If the agency submits <i>26% or more</i> RFRs late, they shall receive a recommended deduction of <b>.50</b> points.	<b>Number of Months w/Late Submissions</b>	<b>4 Months</b>
<b>RFR Submissions</b>	<b>Recommended Deduction</b>	
<p>Late RFR Submissions 31%</p>	<b>-.50</b>	
	<b>Justification</b>	
	<b>26% or more RFRs were submitted late</b>	

**TOTAL RECOMMENDED DEDUCTION**

**-1**