

Serving Seniors Potiker City Heights Senior Residence Capital Improvements NCIP FY-2017 Performance Report

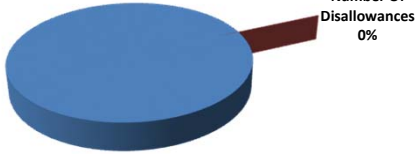
OBJECTIVE

An evaluation of past performance of CDBG-funded agencies will be conducted by Community Development Division staff via Performance Indicators. The approved Scoring Criteria for process contains a section related to a maximum of 3-point deduction based on performance tracked. Evaluation of the Performance Indicators is based on a three-pronged approach - Fiscal, Programmatic and Administrative Performance - with each element being worth 1 point.


FISCAL

DISALLOWANCE (TWO PARTS - FREQUENCY OF DISALLOWANCE - .25 & TOTAL DISALLOWANCE - .25)

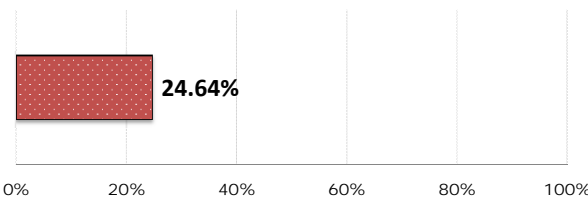
Frequency Of Disallowance (.25)

<table border="1" style="width: 100%; border-collapse: collapse;"> <tr> <th style="text-align: center;">Description</th> </tr> <tr> <td>Measures the total number of disallowances that has occurred during the duration of the project. If an agency has accumulated a total that is <i>greater than or equal to 50%</i>, the agency shall receive a recommended deduction of .25 points.</td> </tr> </table>	Description	Measures the total number of disallowances that has occurred during the duration of the project. If an agency has accumulated a total that is <i>greater than or equal to 50%</i> , the agency shall receive a recommended deduction of .25 points.	<table border="1" style="width: 100%; border-collapse: collapse;"> <tr> <td style="width: 50%;">Project Duration</td> <td style="width: 50%;">11 Months</td> </tr> <tr> <td>Frequency Of Disallowances</td> <td>0 Months</td> </tr> </table>	Project Duration	11 Months	Frequency Of Disallowances	0 Months
Description							
Measures the total number of disallowances that has occurred during the duration of the project. If an agency has accumulated a total that is <i>greater than or equal to 50%</i> , the agency shall receive a recommended deduction of .25 points.							
Project Duration	11 Months						
Frequency Of Disallowances	0 Months						
<h3>Frequency Of Disallowance</h3>  <p style="text-align: right;">Number Of Disallowances 0%</p>	<table border="1" style="width: 100%; border-collapse: collapse;"> <tr> <th style="text-align: center;">Recommended Deduction</th> </tr> <tr> <td style="text-align: center; font-size: 24pt; color: red;">0</td> </tr> <tr> <th style="text-align: center;">Justification</th> </tr> <tr> <td style="text-align: center; color: red;">Frequency of disallowances during the course of the project is less than 50%</td> </tr> </table>	Recommended Deduction	0	Justification	Frequency of disallowances during the course of the project is less than 50%		
Recommended Deduction							
0							
Justification							
Frequency of disallowances during the course of the project is less than 50%							

Total Disallowance (.25)

<table border="1" style="width: 100%; border-collapse: collapse;"> <tr> <th style="text-align: center;">Description</th> </tr> <tr> <td>Measures the total balance of disallowances that has accumulated during the duration of the project. If an agency has accumulated a disallowance amount that is <i>greater than or equal to 10%</i> of the the total budget, the agency shall receive a recommended deduction of .25 points.</td> </tr> </table>	Description	Measures the total balance of disallowances that has accumulated during the duration of the project. If an agency has accumulated a disallowance amount that is <i>greater than or equal to 10%</i> of the the total budget, the agency shall receive a recommended deduction of .25 points.	<table border="1" style="width: 100%; border-collapse: collapse;"> <tr> <td style="width: 50%;">Budget Awarded</td> <td style="width: 50%;">\$112,000.00</td> </tr> <tr> <td>Total Disallowances</td> <td>\$0.00</td> </tr> </table>	Budget Awarded	\$112,000.00	Total Disallowances	\$0.00
Description							
Measures the total balance of disallowances that has accumulated during the duration of the project. If an agency has accumulated a disallowance amount that is <i>greater than or equal to 10%</i> of the the total budget, the agency shall receive a recommended deduction of .25 points.							
Budget Awarded	\$112,000.00						
Total Disallowances	\$0.00						
<h3>Disallowance Balance</h3>  <p style="text-align: right;">Total Disallowance 0%</p>	<table border="1" style="width: 100%; border-collapse: collapse;"> <tr> <th style="text-align: center;">Recommended Deduction</th> </tr> <tr> <td style="text-align: center; font-size: 24pt; color: red;">0</td> </tr> <tr> <th style="text-align: center;">Justification</th> </tr> <tr> <td style="text-align: center; color: red;">Disallowance balance is less than 10% of the total budget.</td> </tr> </table>	Recommended Deduction	0	Justification	Disallowance balance is less than 10% of the total budget.		
Recommended Deduction							
0							
Justification							
Disallowance balance is less than 10% of the total budget.							

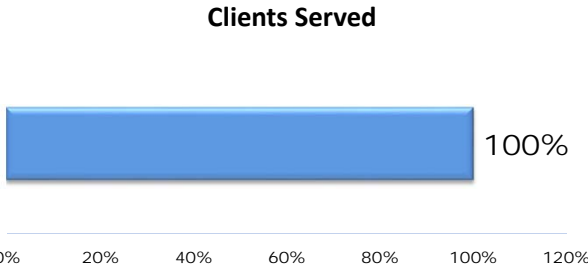
BALANCE (.50)

<table border="1" style="width: 100%; border-collapse: collapse;"> <tr> <th style="text-align: center;">Description</th> </tr> <tr> <td>Measures the remaining balance of the awarded budget. If the remaining balance is <i>greater than or equal to 10%</i> of the the total budget, the agency shall receive a recommended deduction of .50 points.</td> </tr> </table>	Description	Measures the remaining balance of the awarded budget. If the remaining balance is <i>greater than or equal to 10%</i> of the the total budget, the agency shall receive a recommended deduction of .50 points.	<table border="1" style="width: 100%; border-collapse: collapse;"> <tr> <td style="width: 50%;">Budget Awarded</td> <td style="width: 50%;">\$112,000.00</td> </tr> <tr> <td>Remaining Total</td> <td>\$27,600.00</td> </tr> </table>	Budget Awarded	\$112,000.00	Remaining Total	\$27,600.00
Description							
Measures the remaining balance of the awarded budget. If the remaining balance is <i>greater than or equal to 10%</i> of the the total budget, the agency shall receive a recommended deduction of .50 points.							
Budget Awarded	\$112,000.00						
Remaining Total	\$27,600.00						
<h3>Remaining Balance</h3>  <p style="text-align: right;">24.64%</p>	<table border="1" style="width: 100%; border-collapse: collapse;"> <tr> <th style="text-align: center;">Recommended Deduction</th> </tr> <tr> <td style="text-align: center; font-size: 24pt; color: red;">-.50</td> </tr> <tr> <th style="text-align: center;">Justification</th> </tr> <tr> <td style="text-align: center; color: red;">Remaining balance is greater than or equal to 10% of the total budget.</td> </tr> </table>	Recommended Deduction	-.50	Justification	Remaining balance is greater than or equal to 10% of the total budget.		
Recommended Deduction							
-.50							
Justification							
Remaining balance is greater than or equal to 10% of the total budget.							

PROGRAMMATIC

NUMERIC GOALS (MAX DEDUCTION - 1 POINT)


Description	Serving Seniors 's Goals	150
Measures the agency's goal outcome. If the agency completes at <i>least 80%</i> of their goals - 0 points shall be recommended for deduction. If <i>between 51%-71%</i> of their goals - .50 points shall be recommended for deduction. If <i>50% or less</i> of goals are completed - 1 full point shall be recommended for deduction.	Served	150
	Recommended Deduction	
0		
Justification		
Agency completed at least 80% of their goals.		



ADMINISTRATIVE

MPR SUBMISSIONS (MAX DEDUCTION -.50 POINT)

Description	Project Duration	12 Months
Measures the agency's ability to submit MPR documents on time. If the agency submits <i>26% or more</i> MPRs late, they shall receive a recommended deduction of .50 points.	Number of Months w/Late Submissions	0 Months
	Recommended Deduction	
0		
Justification		
25% or less of MPRs were submitted late		



TOTAL RECOMMENDED DEDUCTION

-0.5



*Economic Development Department
Community Development Division
Community Development Block Grant (CDBG) Program*

NOTE: Performance report cards for the following Fiscal Year 2017 Nonprofit Capital Improvement Projects (NCIP) and Housing Rehabilitation Projects (HR) will be made available after projects are closed out in FY 2019:

Organization	Project
GRID Alternatives	San Diego Solar Affordable Homes Program
Rebuilding Together San Diego	Safe & Sustainable Living Rehabilitation Program
San Diego LGBT Community Center	LGBT Community Center Project
San Diego Center for Children	Increasing Capacity for Residential Therapeutic Treatment
Urban Corps	Urban Corps Training Facility Expansion