City of San Diego, solely in its capacity as the designated Successor Agency to the Redevelopment Agency of the City of San Diego, a former public body, corporate and politic, herein referred to as

Successor Agency

CONTRACTOR'S NAME: Portillo Concrete, Inc.
ADDRESS: 3527 Citrus St., Lemon Grove, CA 91945
TELEPHONE NO.: 619-466-4639 **FAX NO.:** 619-466-4685
CITY CONTACT: Rosa Riego - Contract Specialist, Email: RRiego@sandiego.gov
Phone No. (619) 533-3426, Fax No. (619) 533-3633
G Sorenson / RWBustamante /Lad

BIDDING DOCUMENTS

e - Bidding

FOR ORIGINAL

CITY HEIGHTS PEDESTRIAN IMPROVEMENTS PROJECT (P1-P8 & EAST EUCLID AVE)

BID NO.: K-17-6693-DBB-3
SAP NO. (WBS/IO/CC): S-15044
CLIENT DEPARTMENT: 2117/2116
COUNCIL DISTRICT: 9
PROJECT TYPE: IH / IJ / IK

THIS CONTRACT WILL BE SUBJECT TO THE FOLLOWING:

- THE CITY'S SUBCONTRACTING PARTICIPATION REQUIREMENTS FOR SLBE PROGRAM.
- PREVAILING WAGE RATES: STATE ☒ FEDERAL ☐
- APPRENTICESHIP.

BID DUE DATE:

2:00 PM
AUGUST 11, 2016
CITY OF SAN DIEGO
PUBLIC WORKS CONTRACTS
1010 SECOND AVENUE, 14th FLOOR, MS 614C
SAN DIEGO, CA 92101

ENGINEER OF WORK

The engineering Specifications and Special Provisions contained herein have been prepared by or under the direction of the following Registered Engineer:

1) Registered Engineer
Joanne S. Tyler

6/24/2016 Date

Seal:

2) Registered Project Engineer
Gertrud Sorenson

6/24/2016 Date

Seal:

TABLE OF CONTENTS

SECTION ..... **PAGE**

1. NOTICE INVITING BIDS 4
2. INSTRUCTIONS TO BIDDERS 7
3. PERFORMANCE AND PAYMENT BONDS 17
4. ATTACHMENTS:
   - A. SCOPE OF WORK 20
   - B. INTENTIONALLY LEFT BLANK 22
   - C. EQUAL OPPORTUNITY CONTRACTING PROGRAM 23
   - D. PREVAILING WAGE 27
   - E. SUPPLEMENTARY SPECIAL PROVISIONS 31
     1. Appendix A - Fire Hydrant Meter Program 61
     2. Appendix B - Materials Typically Accepted by Certificate of Compliance 75
     3. Appendix C - Location Map 77
     4. Appendix D – Sample of Public Notices 79
     5. Appendix E – SDG&E Service Order 81
     6. Appendix F – Moratorium Waivers 144
     7. Appendix G – Minor Water Pollution Control Plans (MWPCP) 158
     8. Appendix H – Protecting AMI Devices in Meter Boxes and on Street Lights 186
   - F. INTENTIONALLY LEFT BLANK 193
   - G. CONTRACT AGREEMENT 194
5. CERTIFICATIONS AND FORMS 197

The Successor Agency is defined in SECTION 1 – TERMS, DEFINITIONS, ABBREVIATIONS, UNITS OF MEASURE, AND SYMBOLS of this solicitation. **All references herein to City shall be deemed to refer to the Successor Agency where necessary to identify the agency in privity of contract for the performance of this project.**

NOTICE INVITING BIDS

1. **SUMMARY OF WORK:** This is the **Successor Agency's** (City) solicitation process to acquire Construction services for **CITY HEIGHTS PEDESTRIAN IMPROVEMENTS PROJECT.** For additional information refer to Attachment A.

2. **FULL AND OPEN COMPETITION:** This contract is open to full competition and may be bid on by Contractors who are on the City's current Prequalified Contractors' List. For information regarding the Contractors Prequalified list visit the City's website: http://www.sandiego.gov.

3. **ESTIMATED CONSTRUCTION COST:** The Successor Agency's estimated construction cost for this project is **$2,340,000.00**.

4. **BID DUE DATE AND TIME ARE: AUGUST 11, 2016 AT 2:00 PM.**

5. **PREVAILING WAGE RATES APPLY TO THIS CONTRACT:** Refer to Attachment D.

6. **LICENSE REQUIREMENT**: The Successor Agency has determined that the following licensing classification(s) are required for this contract: **A.**

7. **SUBCONTRACTING PARTICIPATION PERCENTAGES:** The City has incorporated mandatory SLBE-ELBE subcontractor participation percentages to enhance competition and maximize subcontracting opportunities. For the purpose of achieving the mandatory subcontractor participation percentages, a recommended breakdown of the SLBE and ELBE subcontractor participation percentages based upon certified SLBE and ELBE firms has also been provided to achieve the mandatory subcontractor participation percentages:

    1. SLBE participation **7.2%**
    2. ELBE participation **10.6%**
    3. Total mandatory participation **17.8%**

7.1. The Bid may be declared non-responsive if the Bidder fails the following mandatory conditions:

7.1.1. Attending the Pre-Bid Meeting as required in the Notice Inviting Bids of these documents.

7.1.2. Bidder's inclusion of SLBE-ELBE certified subcontractors at the overall mandatory participation percentage identified in this document; **OR**

7.1.3. Bidder's submission of Good Faith Effort documentation, saved in searchable Portable Document Format (PDF) and stored on Compact Disc (CD) or Digital Video Disc (DVD), demonstrating the Bidder made a good faith effort to outreach to and include SLBE-ELBE Subcontractors required in this document

within **3 Working Days** of the Bid opening if the overall mandatory participation percentage is not met.

8. PRE-BID MEETING:

8.1. Prospective Bidders are **required** to attend the Pre-Bid Meeting. The purpose of the meeting is to discuss the scope of the Project, submittal requirements, the pre-qualification process and any Equal Opportunity Contracting Program requirements and reporting procedures. To request a sign language or oral interpreter for this visit, call the Public Works Contracts Division at (619) 533-3450 at least 5 Working Days prior to the meeting to ensure availability. Failure to attend the Mandatory Pre-Bid Meeting may result in the Bid being deemed non-responsive. The Pre-Bid meeting is scheduled as follows:

Date: **JULY 20, 2016**
Time: **AT 10:00 A.M**
Location: **1010 Second Avenue, Suite 1400 -Large Conference Room, San Diego, CA 92101**

Attendance at the Pre-Bid Meeting will be evidenced by the Bidder's representative's signature on the attendance roster. It is the responsibility of the Bidder's representative to complete and sign the attendance roster.

Bidders may not be admitted after the specified start time of the mandatory Pre-Bid Meeting.

9. AWARD PROCESS:

9.1. The Award of this contract is contingent upon the Contractor's compliance with all conditions of Award as stated within these documents and within the Notice of Intent to Award.

9.2. Upon acceptance of a Bid, the City will prepare contract documents for execution within approximately 21 days of the date of the Bid opening. The City will then award the Contract within approximately 14 days of receipt of properly signed Contract, bonds, and insurance documents.

9.3. This contract will be deemed executed and effective only upon the signing of the Contract by the Mayor or his designee and approval as to form the City Attorney's Office.

9.4. The low Bid will be determined by the Base Bid plus all Alternates.

9.5. Once the low bid has been determined, the City may, at its sole discretion, award the contract for the Base bid alone or for the Base bid plus one or more alternates.

10. SUBMISSION OF QUESTIONS:

10.1. The Director (or designee), of the Public Works Department is the officer responsible for opening, examining, and evaluating the competitive Bids submitted to the City for the acquisition, construction and completion of any public improvement except when otherwise set forth in these documents. All questions related to this solicitation shall be submitted to:

Public Works Contracts
1010 Second Avenue, 14th Floor
San Diego, California, 92101
Attention: Rosa Riego, Contract Specialist

OR:

RRiego@sandiego.gov

10.2. Questions received less than 14 days prior to the date for opening of Bids may not be considered.

10.3. Questions or clarifications deemed by the City to be material shall be answered via issuance of an addendum and posted to the City's online bidding service.

10.4. Only questions answered by formal written addenda shall be binding. Oral and other interpretations or clarifications shall be without legal effect. It is the Bidder's responsibility to be informed of any addenda that have been issued and to include all such information in its Bid.

11. ALTERNATES:

11.1. The alternates have been established to allow the Successor Agency to compare the cost of specific portions of the Work with the Project's budget and enable the Successor Agency to make a decision whether to incorporate these portions prior to award. The award will be established as described in the Bid. The Successor Agency reserves the right to award the Contract for the Base Bid only or for the Base Bid plus one or more Alternates.

INSTRUCTIONS TO BIDDERS

1. PREQUALIFICATION OF CONTRACTORS:

1.1. Contractors submitting a Bid must be pre-qualified for the total amount proposed, including all alternate items, prior to the date of submittal. Bids from contractors who have not been pre-qualified as applicable and Bids that exceed the maximum dollar amount at which contractors are pre-qualified may be deemed **non-responsive** and ineligible for award. Complete information and links to the on-line prequalification application are available at:

http://www.sandiego.gov/cip/bidopps/prequalification.shtml

1.2. The completed application must be submitted online no later than 2 weeks prior to the bid opening. For additional information or the answer to questions about the prequalification program, contact David Stucky at 619-533-3474 or dstucky@sandiego.gov.

1.3. Due to the City's fiduciary requirement to safeguard vendor data, City staff will not

1.4. the telephone. Contractors may access real-time information about their prequalification status via their vendor profile on PlanetBids™.

2. ELECTRONIC FORMAT RECEIPT AND OPENING OF BIDS:

Bids will be received in electronic format (eBids) EXCLUSIVELY at the City of San Diego's electronic bidding (eBidding) site, at: http://www.sandiego.gov/cip/bidopps/index.shtml and are due by the date, and time shown on the cover of this solicitation.

2.1. BIDDERS MUST BE PRE-REGISTERED with the City's bidding system and possess a system-assigned Digital ID in order to submit and electronic bid.

2.2. The City's bidding system will automatically track information submitted to the site including IP addresses, browsers being used and the URLs from which information was submitted. In addition, the City's bidding system will keep a history of every login instance including the time of login, and other information about the user's computer configuration such as the operating system, browser type, version, and more. Because of these security features, Contractors who disable their browsers' cookies will not be able to log in and use the City's bidding system.

2.3. The City's electronic bidding system is responsible for bid tabulations. Upon the bidder's or proposer's entry of their bid, the system will ensure that all required fields are entered. **The system will not accept a bid for which any required information is missing.** This includes all necessary pricing, subcontractor listing(s) and any other essential documentation and supporting materials and forms requested or contained in these solicitation documents.

2.4. BIDS REMAIN SEALED UNTIL BID DEADLINE. eBids are transmitted into the City's bidding system via hypertext transfer protocol secure (https) mechanism using SSL 128-256 bit security certificates issued from Verisign/Thawte which encrypts data being transferred from client to server. Bids submitted prior to the "Bid Due Date and Time" are not available for review by anyone other than the submitter which has until the "Bid Due Date and Time" to change, rescind or retrieve its proposal should it desire to do so.

2.5. BIDS MUST BE SUBMITTED BY BID DUE DATE AND TIME. Once the bid deadline is reached, no further submissions are accepted into the system. Once the Bid Due Date and Time has lapsed, bidders, proposers, the general public, and City staff are able to immediately see the results on line. City staff may then begin reviewing the submissions for responsiveness, EOCP compliance and other issues. The City may require any Bidder to furnish statement of experience, financial responsibility, technical ability, equipment, and references.

2.6. RECAPITULATION OF THE WORK. Bids shall not contain any recapitulation of the Work. Conditional Bids may be rejected as being non-responsive. Alternative proposals will not be considered unless called for.

2.7. BIDS MAY BE WITHDRAWN by the Bidder only up to the bid due date and time.

2.7.1. Important Note: Submission of the electronic bid into the system may not be instantaneous. Due to the speed and capabilities of the user's internet service provider (ISP), bandwidth, computer hardware and other variables, it may take time for the bidder's submission to upload and be received by the City's eBidding system. It is the bidder's sole responsibility to ensure their bids are received on time by the City's eBidding system. The City of San Diego is not responsible for bids that do not arrive by the required date and time.

2.8. ACCESSIBILITY AND AMERICANS WITH DISABILITIES ACT (ADA) COMPLIANCE. : To request a copy of this solicitation in an alternative format, contact the Public Works Contract Specialist listed in the cover of this solicitation at least five (5) working days prior to the Bid/Proposal due date to ensure availability.

3. ELECTRONIC BID SUBMISSIONS CARRY FULL FORCE AND EFFECT

3.1. The bidder, by submitting its electronic bid, acknowledges that doing so carries the same force and full legal effect as a paper submission with a longhand (wet) signature.

3.2. By submitting an electronic bid, the bidder certifies that the bidder has thoroughly examined and understands the entire Contract Documents (which consist of the plans and specifications, drawings, forms, affidavits and the solicitation

documents), and that by submitting the eBid as its bid proposal, the bidder acknowledges, agrees to and is bound by the entire Contract Documents, including any addenda issued thereto, and incorporated by reference in the Contract Documents.

3.3. The Bidder, by submitting its electronic bid, agrees to and certifies under penalty of perjury under the laws of the State of California, that the certification, forms and affidavits submitted as part of this bid are true and correct.

3.4. The Bidder agrees to the construction of the project as described in Attachment "A– Scope of Work" for the City of San Diego, in accordance with the requirements set forth herein for the electronically submitted prices. The Bidder guarantees the Contract Price for a period of 120 days (90 days for federally funded contracts and contracts valued at $500,000 or less) from the date of Bid opening. The duration of the Contract Price guarantee shall be extended by the number of days required for the City to obtain all items necessary to fulfill all conditions precedent.

4. **BIDS ARE PUBLIC RECORDS:** Upon receipt by the City, Bids shall become public records subject to public disclosure. It is the responsibility of the respondent to clearly identify any confidential, proprietary, trade secret or otherwise legally privileged information contained within the Bid. General references to sections of the California Public Records Act (PRA) will not suffice. If the Contractor does not provide applicable case law that clearly establishes that the requested information is exempt from the disclosure requirements of the PRA, the City shall be free to release the information when required in accordance with the PRA, pursuant to any other applicable law, or by order of any court or government agency, and the Contractor will hold the City harmless for release of this information.

5. **CONTRACTOR REGISTRATION AND ELECTRONIC REPORTING SYSTEM:**

5.1. **Prior** to the Award of the Contract or Task Order, you and your Subcontractors and Suppliers must register with the City's web-based vendor registration and bid management system. For additional information go to:

http://www.sandiego.gov/purchasing/bids-contracts/vendorreg.shtml.

5.2. The City may not award the contract until registration of all subcontractors and suppliers is complete. In the event this requirement is not met within the time frame specified in the Notice of Intent to Award letter, the City reserves the right to rescind the Notice of Award / Intent to Award and to make the award to the next responsive and responsible bidder / proposer.

6. **JOINT VENTURE CONTRACTORS:** Provide a copy of the Joint Venture agreement and the Joint Venture license to the City within 10 Working Days after receiving the Contract forms. See 2-1.1.2, "Joint Venture Contractors" in The WHITEBOOK for details.

7. **PREVAILING WAGE RATES WILL APPLY:** Refer to Attachment D.

8. **SUBCONTRACTING PARTICIPATION PERCENTAGES:** Subcontracting participation percentages apply to this contract. Refer to Attachment E.

9. **INSURANCE REQUIREMENTS:**

9.1. All certificates of insurance and endorsements required by the contract are to be provided upon issuance of the City's Notice of Intent to Award letter.

9.2. Refer to sections 7-3, "LIABILITY INSURANCE", and 7-4, "WORKERS' COMPENSATION INSURANCE" of the Supplementary Special Provisions (SSP) for the insurance requirements which must be met.

10. **REFERENCE STANDARDS:** Except as otherwise noted or specified, the Work shall be completed in accordance with the following standards:

Title	Edition	Document Number
Standard Specifications for Public Works Construction ("The GREENBOOK")	2012	PITS070112-01
City of San Diego Standard Specifications for Public Works Construction ("The WHITEBOOK")*	2012	PITS070112-02
City of San Diego Standard Drawings*	2012	PITS070112-03
Caltrans Standard Specifications	2010	PITS070112-04
Caltrans Standard Plans	2010	PITS070112-05
California MUTCD	2012	PITS070112-06
City Standard Drawings - Updates Approved For Use (when specified)*	Varies	Varies
Standard Federal Equal Employment Opportunity Construction Contract Specifications and the Equal Opportunity Clause Dated 09-11-84	1984	769023
NOTE: *Available online under Engineering Documents and References at: http://www.sandiego.gov/publicworks/edocref/index.shtml		

11. **CITY'S RESPONSES AND ADDENDA:** The City, at its discretion, may respond to any or all questions submitted in writing via the City's eBidding web site in the **form of an addendum**. No other responses to questions, oral or written shall be of any force or effect with respect to this solicitation. The changes to the Contract Documents through addendum are made effective as though originally issued with the Bid. The Bidders shall acknowledge the receipt of Addenda at the time of bid submission.

12. **CITY'S RIGHTS RESERVED:** The City reserves the right to cancel the Notice Inviting Bids at

any time, and further reserves the right to reject submitted Bids, without giving any reason for such action, at its sole discretion and without liability. Costs incurred by the Bidder(s) as a result of preparing Bids under the Notice Inviting Bids shall be the sole responsibility of each bidder. The Notice Inviting Bids creates or imposes no obligation upon the City to enter a contract.

13. CONTRACT PRICING: This solicitation is for a Lump Sum contract with Unit Price provisions as set forth herein. The Bidder agrees to perform construction services for the City of San Diego in accordance with these contract documents for the prices listed below. The Bidder further agrees to guarantee the Contract Price for a period of 120 days from the date of Bid opening. The duration of the Contract Price guarantee may be extended, by mutual consent of the parties, by the number of days required for the City to obtain all items necessary to fulfill all contractual conditions.

14. SUBCONTRACTOR INFORMATION:

14.1. **LISTING OF SUBCONTRACTORS.** In accordance with the requirements provided in the "Subletting and Subcontracting Fair Practices Act" of the California Public Contract Code, the Bidder shall provide the **NAME** and **ADDRESS** of each Subcontractor who will perform work, labor, render services or who specially fabricates and installs a portion [type] of the work or improvement, in an amount in excess of 0.5% of the Contractor's total Bid. The Bidder shall also state within the description, whether the subcontractor is a **CONSTRUCTOR**, **CONSULTANT** or **SUPPLIER.** The Bidder shall further state within the description, the **PORTION** of the work which will be performed by each subcontractor under this Contract. The Contractor shall list only one Subcontractor for each portion of the Work. The **DOLLAR VALUE** of the total Bid to be performed shall be stated for all subcontractors listed. Failure to comply with this requirement may result in the Bid being rejected as **non-responsive** and ineligible for award. The Bidder's attention is directed to the Special Provisions - General; Paragraph 2-3 Subcontracts, which stipulates the percent of the Work to be performed with the Bidders' own forces. The Bidder shall list all SLBE, ELBE, DBE, DVBE, MBE, WBE, OBE, SDB, WoSB, HUBZone, and SDVOSB Subcontractors for which Bidders are seeking recognition towards achieving any mandatory, voluntary (or both) subcontracting participation goals.

14.2. **LISTING OF SUPPLIERS.** Any Bidder seeking the recognition of Suppliers of equipment, materials, or supplies obtained from third party Suppliers towards achieving any mandatory or voluntary (or both) subcontracting participation goals shall provide, at a minimum, the **NAME, LOCATION (CITY)** and the **DOLLAR VALUE** of each supplier. The Bidder will be credited up to 60% of the amount to be paid to the Suppliers for materials and supplies unless vendor manufactures or substantially alters materials and supplies, in which case, 100% will be credited. The Bidder is to indicate within the description whether the listed firm is a supplier

or manufacturer. If no indication is provided, the listed firm will be credited at 60% of the listed dollar value for purposes of calculating the Subcontractor Participation Percentage.

14.3. **LISTING OF SUBCONTRACTORS OR SUPPLIERS FOR ALTERNATES.** For subcontractors or suppliers to be used on additive or deductive alternate items, in addition to the above requirements, bidder shall further note "ALTERNATE" and alternate item number within the description.

15. SUBMITTAL OF "OR EQUAL" ITEMS: See Section 4-1.6, "Trade Names or Equals" in The WHITEBOOK and as amended in the SSP.

16. AWARD PROCESS:

16.1. The Award of this contract is contingent upon the Contractor's compliance with all conditions precedent to Award.

16.2. Upon acceptance of a Bid, the City will prepare contract documents for execution within approximately 21 days of the date of the Bid opening and award the Contract approximately within 7 days of receipt of properly executed Contract, bonds, and insurance documents.

16.3. This contract will be deemed executed and effective only upon the signing of the Contract by the Mayor or his designee and approval as to form the City Attorney's Office.

17. SUBCONTRACT LIMITATIONS: The Bidder's attention is directed to Standard Specifications for Public Works Construction, Section 2-3, "SUBCONTRACTS" in The GREENBOOK and as amended in the SSP which requires the Contractor to self-perform not less than the specified amount. Failure to comply with this requirement shall render the bid **non-responsive** and ineligible for award.

18. AVAILABILITY OF PLANS AND SPECIFICATIONS: Contract Documents may be obtained by visiting the City's website: http://www.sandiego.gov/cip/. Plans and Specifications for this contract are also available for review in the office of the City Clerk or Public Works Contracts.

19. ONLY ONE BID PER CONTRACTOR SHALL BE ACCCEPTED: No person, firm, or corporation shall be allowed to make, file, or be interested in more than one (1) Bid for the same work unless alternate Bids are called for. A person, firm or corporation who has submitted a sub-proposal to a Bidder, or who has quoted prices on materials to a Bidder, is not hereby disqualified from submitting a sub-proposal or quoting prices to other Bidders or from submitting a Bid in its own behalf. Any Bidder who submits more than one bid will result in the rejection of all bids submitted.

20. SAN DIEGO BUSINESS TAX CERTIFICATE: The Contractor and Subcontractors, not already

having a City of San Diego Business Tax Certificate for the work contemplated shall secure the appropriate certificate from the City Treasurer, Civic Center Plaza, first floor and submit to the Contract Specialist upon request or as specified in the Contract Documents. Tax Identification numbers for both the Bidder and the listed Subcontractors must be submitted on the City provided forms within these documents.

21. BIDDER'S GUARANTEE OF GOOD FAITH (BID SECURITY):

21.1. For bids $250,000 and above, bidders shall submit Bid Security at bid time. Bid Security shall be in one of the following forms: a cashier's check, or a properly certified check upon some responsible bank; or an approved corporate surety bond payable to the City of San Diego for an amount of not less than 10% of the total bid amount.

21.2. This check or bond, and the monies represented thereby, will be held by the City as a guarantee that the Bidder, if awarded the contract, will in good faith enter into the contract and furnish the required final performance and payment bonds.

21.3. The Bidder agrees that in the event of the Bidder's failure to execute this contract and provide the required final bonds, the money represented by the cashier's or certified check will remain the property of the City; and the Surety agrees that it will pay to the City the damages, not exceeding the sum of 10% of the amount of the Bid, that the City may suffer as a result of such failure.

21.4. At the time of bid submission, bidders must upload and submit an electronic PDF copy of the aforementioned bid security. Whether in the form of a cashier's check, a properly certified check or an approved corporate surety bond payable to the City of San Diego, the bid security must be uploaded to the City's eBidding system. Within twenty-four (24) hours after the bid due date and time, the first five (5) apparent low bidders must provide the City with the original bid security.

21.5. Failure to submit the electronic version of the bid security at the time of bid submission AND failure to provide the original within twenty-four (24) hours may cause the bid to be rejected and deemed **non-responsive**.

22. AWARD OF CONTRACT OR REJECTION OF BIDS:

22.1. This contract may be awarded to the lowest responsible and reliable Bidder.

22.2. Bidders shall complete ALL eBid forms as required by this solicitation. Incomplete eBids will not be accepted.

22.3. The City reserves the right to reject any or all Bids, to waive any informality or technicality in Bids received, and to waive any requirements of these specifications as to bidding procedure.

22.4. Bidders will not be released on account of their errors of judgment. Bidders may be released only upon receipt by the City within 3 Working Days of the bid opening, written notice from the Bidder which shows proof of honest, credible, clerical error of a material nature, free from fraud or fraudulent intent; and of evidence that reasonable care was observed in the preparation of the Bid.

22.5. A bidder who is not selected for contract award may protest the award of a contract to another bidder by submitting a written protest in accordance with the San Diego Municipal Code.

22.6. The City of San Diego will not discriminate in the award of contracts with regard to race, religion creed, color, national origin, ancestry, physical handicap, marital status, sex or age.

22.7. Each Bid package properly signed as required by these specifications shall constitute a firm offer which may be accepted by the City within the time specified herein.

22.8. The City reserves the right to evaluate all Bids and determine the lowest Bidder on the basis of the base bid and any proposed alternates or options as detailed herein.

23. BID RESULTS:

23.1. The availability of the bids on the City's eBidding system shall constitute the public announcement of the apparent low bidder. In the event that the apparent low bidder is subsequently deemed non-responsive or non-responsible, a notation of such will be made on the eBidding system. The new ranking and apparent low bidder will be adjusted accordingly.

23.2. To obtain the bid results, view the results on the City's web site, or request the results by U.S. mail and provide a self-addressed, stamped envelope. If requesting by mail, be sure to reference the bid name and number. The bid tabulations will be mailed to you upon their completion. The results will not be given over the telephone.

24. THE CONTRACT:

24.1. The Bidder to whom award is made shall execute a written contract with the City of San Diego and furnish good and approved bonds and insurance certificates specified by the City within 14 days after receipt by Bidder of a form of contract for execution unless an extension of time is granted to the Bidder in writing.

24.2. If the Bidder takes longer than 14 days to fulfill these requirements, then the additional time taken shall be added to the Bid guarantee. The Contract shall be made in the form adopted by the City, which includes the provision that no claim

or suit whatsoever shall be made or brought by Contractor against any officer, agent, or employee of the City for or on account of anything done or omitted to be done in connection with this contract, nor shall any such officer, agent, or employee be liable hereunder.

24.3. If the Bidder to whom the award is made fails to enter into the contract as herein provided, the award may be annulled and the Bidder's Guarantee of Good Faith will be subject to forfeiture. An award may be made to the next lowest responsible and reliable Bidder who shall fulfill every stipulation embraced herein as if it were the party to whom the first award was made.

24.4. Pursuant to the San Diego City Charter section 94, the City may only award a public works contract to the lowest responsible and reliable Bidder. The City will require the Apparent Low Bidder to (i) submit information to determine the Bidder's responsibility and reliability, (ii) execute the Contract in form provided by the City, and (iii) furnish good and approved bonds and insurance certificates specified by the City within 14 Days, unless otherwise approved by the City, in writing after the Bidder receives notification from the City, designating the Bidder as the Apparent Low Bidder and formally requesting the above mentioned items.

24.5. The award of the Contract is contingent upon the satisfactory completion of the above mentioned items and becomes effective upon the signing of the Contract by the Mayor or designee and approval as to form the City Attorney's Office. If the Apparent Low Bidder does not execute the Contract or submit required documents and information, the City may award the Contract to the next lowest responsible and reliable Bidder who shall fulfill every condition precedent to award. A corporation designated as the Apparent Low Bidder shall furnish evidence of its corporate existence and evidence that the officer signing the Contract and bond for the corporation is duly authorized to do so.

25. EXAMINATION OF PLANS, SPECIFICATIONS, AND SITE OF WORK: The Bidder shall examine carefully the Project Site, the Plans and Specifications, other materials as described in the Special Provisions, Section 2-7, and the proposal forms (e.g., Bidding Documents). The submission of a Bid shall be conclusive evidence that the Bidder has investigated and is satisfied as to the conditions to be encountered, as to the character, quality, and scope of Work, the quantities of materials to be furnished, and as to the requirements of the Bidding Documents Proposal, Plans, and Specifications.

26. CITY STANDARD PROVISIONS: This contract is subject to the following standard provisions. See The WHITEBOOK for details.

26.1. The City of San Diego Resolution No. R-277952 adopted on May 20, 1991 for a Drug-Free Workplace.

26.2. The City of San Diego Resolution No. R-282153 adopted on June 14, 1993 related to the Americans with Disabilities Act.

26.3. The City of San Diego Municipal Code §22.3004 for Pledge of Compliance.

26.4. The City of San Diego's Labor Compliance Program and the State of California Labor Code §§1771.5(b) and 1776.

26.5. Sections 1777.5, 1777.6, and 1777.7 of the State of California Labor Code concerning the employment of apprentices by contractors and subcontractors performing public works contracts.

26.6. The City's Equal Benefits Ordinance (EBO), Chapter 2, Article 2, Division 43 of The San Diego Municipal Code (SDMC).

26.7. The City's Information Security Policy (ISP) as defined in the City's Administrative Regulation 90.63.

27. PRE-AWARD ACTIVITIES:

27.1. The contractor selected by the City to execute a contract for this Work shall submit the required documentation as specified in the herein and in the Notice of Award. Failure to provide the information as specified may result in the Bid being rejected as **non-responsive.**

27.2. The decision that bid is non-responsive for failure to provide the information required within the time specified shall be at the sole discretion of the City.

PERFORMANCE BOND, LABOR AND MATERIALMEN'S BOND

FAITHFUL PERFORMANCE BOND AND LABOR AND MATERIALMEN'S BOND:

Portillo Concrete, Inc., a corporation, as principal, and The Ohio Casualty Insurance Company, a corporation authorized to do business in the State of California, as Surety, hereby obligate themselves, their successors and assigns, jointly and severally, to The City of San Diego a municipal corporation in the sum of Two Million Four Hundred Eighty Thousand Two Hundred Forty Three Dollars and Zero Cents ($2,480,243.00) annexed contract, and in the sum of Two Million Four Hundred Eighty Thousand Two Hundred Forty Three Dollars and Zero Cents ($2,480,243.00) benefit of laborers and materialmen designated below.

Conditions:

If the Principal shall faithfully perform the annexed contract with the City of San Diego, California, then the obligation herein with respect to a faithful performance shall be void; otherwise it shall remain in full force.

If the Principal shall promptly pay all persons, firms and corporations furnishing materials for or performing labor in the execution of this contract, and shall pay all amounts due under the California Unemployment Insurance Act then the obligation herein with respect to laborers and materialmen shall be void; otherwise it shall remain in full force.

The obligation herein with respect to laborers and materialmen shall inure to the benefit of all persons, firms and corporations entitled to file claims under the provisions of Article 2. Claimants, (iii) public works of improvement commencing with Civil Code Section 9100 of the Civil Code of the State of California.

Changes in the terms of the annexed contract or specifications accompanying same or referred to therein shall not affect the Surety's obligation on this bond, and the Surety hereby waives notice of same.

PERFORMANCE BOND, LABOR AND MATERIALMEN'S BOND (continued)

The Surety shall pay reasonable attorney's fees should suit be brought to enforce the provisions of this bond.

Dated September 9, 2016

Approved as to Form

Jan I. Goldsmith, City Attorney

By _____
Deputy City Attorney

Approved:

By: _____
David Graham
Deputy Chief Operating Officer

Portillo Concrete, Inc.

By _____ Principal
Mario Portillo

Printed Name of Person Signing for Principal

The Ohio Casualty Insurance Company

By _____ Surety
Cyndi Beilman
Attorney-in-fact

790 The City Drive South, Ste. 200

Local Address of Surety

Orange, CA 92868

Local Address (City, State) of Surety

858-255-3988

Local Telephone No. of Surety

Premium $ 21,985.00

Bond No. 024067371

CALIFORNIA ALL-PURPOSE ACKNOWLEDGMENT

A notary public or other officer completing this certificate verifies only the identity of the individual who signed the document to which this certificate is attached, and not the truthfulness, accuracy, or validity of that document.

STATE OF CALIFORNIA

County of San Diego }

On September 9, 2016 (Date) before me, Dana L. Michaelis (Insert Name of Notary exactly as it appears on the official seal), Notary Public,

personally appeared Cyndi Beilman (Name(s) of Signer(s)),

who proved to me on the basis of satisfactory evidence to be the person(s) whose name(s) is/~~are~~ subscribed to the within instrument and acknowledged to me that ~~he~~/she/~~they~~ executed the same in ~~his~~/her/~~their~~ authorized capacity(~~ies~~), and that by ~~his~~/her/~~their~~ signature(s) on the instrument the person(s), or the entity upon behalf of which the person(s) acted, executed the instrument.

I certify under PENALTY OF PERJURY under the laws of the State of California that the foregoing paragraph is true and correct.

Witness my hand and official seal.

Signature Dana L Michaelis
Signature of Notary Public Dana L. Michaelis

DANA L. MICHAELIS
Notary Public - California
San Diego County
Commission # 2155476
My Comm. Expires Jun 27, 2020

Place Notary Seal Above

OPTIONAL

Though the information below is not required by law, it may prove valuable to persons relying on the document and could prevent fraudulent removal and reattachment of the form to another document.

Description of Attached Document

Title or Type of Document: _____

Document Date: _____ Number of Pages: _____

Signer(s) Other Than Named Above: _____

Capacity(ies) Claimed by Signer(s)

Signer's Name: _____
- ☐ Individual
- ☐ Corporate Officer — Title(s): _____
- ☐ Partner ☐ Limited ☐ General
- ☑ Attorney in Fact
- ☐ Trustee
- ☐ Guardian or Conservator
- ☐ Other: _____

Signer is Representing: _____

RIGHT THUMBPRINT OF SIGNER
Top of thumb here

Signer's Name: _____
- ☐ Individual
- ☐ Corporate Officer — Title(s): _____
- ☐ Partner ☐ Limited ☐ General
- ☐ Attorney in Fact
- ☐ Trustee
- ☐ Guardian or Conservator
- ☐ Other: _____

Signer is Representing: _____

RIGHT THUMBPRINT OF SIGNER
Top of thumb here

THIS POWER OF ATTORNEY IS NOT VALID UNLESS IT IS PRINTED ON RED BACKGROUND.
This Power of Attorney limits the acts of those named herein, and they have no authority to bind the Company except in the manner and to the extent herein stated.

Certificate No. 7413678

American Fire and Casualty Company
The Ohio Casualty Insurance Company
Liberty Mutual Insurance Company
West American Insurance Company

POWER OF ATTORNEY

KNOWN ALL PERSONS BY THESE PRESENTS: That American Fire & Casualty Company and The Ohio Casualty Insurance Company are corporations duly organized under the laws of the State of New Hampshire, that Liberty Mutual Insurance Company is a corporation duly organized under the laws of the State of Massachusetts, and West American Insurance Company is a corporation duly organized under the laws of the State of Indiana (herein collectively called the "Companies"), pursuant to and by authority herein set forth, does hereby name, constitute and appoint, Anne Wright; Cyndl Beilman; Dana Michaelis

all of the city of La Mesa, state of CA each individually if there be more than one named, its true and lawful attorney-in-fact to make, execute, seal, acknowledge and deliver, for and on its behalf as surety and as its act and deed, any and all undertakings, bonds, recognizances and other surety obligations, in pursuance of these presents and shall be as binding upon the Companies as if they have been duly signed by the president and attested by the secretary of the Companies in their own proper persons.

IN WITNESS WHEREOF, this Power of Attorney has been subscribed by an authorized officer or official of the Companies and the corporate seals of the Companies have been affixed thereto this 6th day of July, 2016.

American Fire and Casualty Company
The Ohio Casualty Insurance Company
Liberty Mutual Insurance Company
West American Insurance Company

By: David M. Carey
David M. Carey, Assistant Secretary

STATE OF PENNSYLVANIA ss
COUNTY OF MONTGOMERY

On this 6th day of July, 2016, before me personally appeared David M. Carey, who acknowledged himself to be the Assistant Secretary of American Fire and Casualty Company, Liberty Mutual Insurance Company, The Ohio Casualty Insurance Company, and West American Insurance Company, and that he, as such, being authorized so to do, execute the foregoing instrument for the purposes therein contained by signing on behalf of the corporations by himself as a duly authorized officer.

IN WITNESS WHEREOF, I have hereunto subscribed my name and affixed my notarial seal at Plymouth Meeting, Pennsylvania, on the day and year first above written.

COMMONWEALTH OF PENNSYLVANIA
Notarial Seal
Teresa Pastella, Notary Public
Plymouth Twp., Montgomery County
My Commission Expires March 28, 2017
Member, Pennsylvania Association of Notaries

By: Teresa Pastella
Teresa Pastella, Notary Public

This Power of Attorney is made and executed pursuant to and by authority of the following By-laws and Authorizations of American Fire and Casualty Company, The Ohio Casualty Insurance Company, Liberty Mutual Insurance Company, and West American Insurance Company which resolutions are now in full force and effect reading as follows:

ARTICLE IV – OFFICERS – Section 12. Power of Attorney. Any officer or other official of the Corporation authorized for that purpose in writing by the Chairman or the President, and subject to such limitation as the Chairman or the President may prescribe, shall appoint such attorneys-in-fact, as may be necessary to act in behalf of the Corporation to make, execute, seal, acknowledge and deliver as surety any and all undertakings, bonds, recognizances and other surety obligations. Such attorneys-in-fact, subject to the limitations set forth in their respective powers of attorney, shall have full power to bind the Corporation by their signature and execution of any such instruments and to attach thereto the seal of the Corporation. When so executed, such instruments shall be as binding as if signed by the President and attested to by the Secretary. Any power or authority granted to any representative or attorney-in-fact under the provisions of this article may be revoked at any time by the Board, the Chairman, the President or by the officer or officers granting such power or authority.

ARTICLE XIII – Execution of Contracts – SECTION 5. Surety Bonds and Undertakings. Any officer of the Company authorized for that purpose in writing by the chairman or the president, and subject to such limitations as the chairman or the president may prescribe, shall appoint such attorneys-in-fact, as may be necessary to act in behalf of the Company to make, execute, seal, acknowledge and deliver as surety any and all undertakings, bonds, recognizances and other surety obligations. Such attorneys-in-fact subject to the limitations set forth in their respective powers of attorney, shall have full power to bind the Company by their signature and execution of any such instruments and to attach thereto the seal of the Company. When so executed such instruments shall be as binding as if signed by the president and attested by the secretary.

Certificate of Designation – The President of the Company, acting pursuant to the Bylaws of the Company, authorizes David M. Carey, Assistant Secretary to appoint such attorneys-in-fact as may be necessary to act on behalf of the Company to make, execute, seal, acknowledge and deliver as surety any and all undertakings, bonds, recognizances and other surety obligations.

Authorization – By unanimous consent of the Company's Board of Directors, the Company consents that facsimile or mechanically reproduced signature of any assistant secretary of the Company, wherever appearing upon a certified copy of any power of attorney issued by the Company in connection with surety bonds, shall be valid and binding upon the Company with the same force and effect as though manually affixed.

I, Gregory W. Davenport, the undersigned, Assistant Secretary, of American Fire and Casualty Company, The Ohio Casualty Insurance Company, Liberty Mutual Insurance Company, and West American Insurance Company do hereby certify that the original power of attorney of which the foregoing is a full, true and correct copy of the Power of Attorney executed by said Companies, is in full force and effect and has not been revoked.

IN TESTIMONY WHEREOF, I have hereunto set my hand and affixed the seals of said Companies this 9th day of September, 2016.

By: Gregory W. Davenport
Gregory W. Davenport, Assistant Secretary

Not valid for mortgage, note, loan, letter of credit, currency rate, interest rate or residual value guarantees.

To confirm the validity of this Power of Attorney call 1-610-832-8240 between 9:00 am and 4:30 pm EST on any business day.

LMS_12873_122013

ATTACHMENTS

ATTACHMENT A

SCOPE OF WORK

SCOPE OF WORK

1. **SCOPE OF WORK:** This project will remove and replace and install new sidewalks, curbs and gutters, pedestrian ramps, and install new streetlights with services and street re-pavement in construction areas. The base bid for City Heights Pedestrian Improvement Projects includes Colina Del Sol Projects P1-P3, P5-P8, and East Euclid Avenue.

Alternate A is for alternate conduit installation method by open trench if HDD is unable to be utilized for Base Bid work for P1-P3, P5-P8, and East Euclid Avenue. If Alternate A is utilized, a corresponding line item quantity will be deducted from Base Bid item "Street Light Conduit and Conductors by Directional Boring (Parallel to Street Curb)".

Alternate B is the Scope of Work for Colina Del Sol Project P4.

Alternate C is for alternate conduit installation method by open trench if HDD is unable to be utilized for Base Bid work and Alternate B scope (P1-P8 inclusive). If Alternate C is utilized a corresponding line item quantity will be deducted from the corresponding HDD installation line items.

1.1. The Work shall be performed in accordance with:

1.1.1. The Notice Inviting Bids and following Plans, inclusive:

1.1.1.1. P1: 38485 – 1 – D through 38485 – 10 – D.

1.1.1.2. P2: 38486 – 1 – D through 38486 – 5 – D.

1.1.1.3. P3: 38616 – 1 – D through 38616 – 10 – D.

1.1.1.4. P4 (ALTERNATE B): 38610 – 1 – D through 38610 – 9 – D.

1.1.1.5. P5: 38736 – 1 – D through 38736 – 8 – D.

1.1.1.6. P6: 38822 – 1 – D through 38822 – 10 – D.

1.1.1.7. P7: 38818 – 1 – D through 38818 – 6 – D.

1.1.1.8. P8: 38823 – 1 – D through 38823 – 18 – D.

1.1.1.9. East Euclid Avenue: 38980 – 1 – D through 38980 – 5 – D and 38980 – T01 – D through 38980 – T03 – D.

2. **LOCATION OF WORK:**

The City Heights Pedestrian Improvement Projects are located between Euclid Avenue to the east, 54th Street to the west, El Cajon Boulevard to the north, and University Avenue to the south. See Appendix C – Location Map.

3. **CONTRACT TIME:** The Contract Time for completion of the Work shall be **240 Working Days**.

ATTACHMENT B

INTENTIONALLY LEFT BLANK

ATTACHMENT C

EQUAL OPPORTUNITY CONTRACTING PROGRAM

EQUAL OPPORTUNITY CONTRACTING PROGRAM REQUIREMENTS

1. To The WHITEBOOK, Chapter 10, Sections D and E, DELETE each in its entirety, and SUBSTITUTE with the following:

D. CITY'S EQUAL OPPORTUNITY COMMITMENT.

1. Nondiscrimination in Contracting Ordinance.

1. The Contractor, Subcontractors and Suppliers shall comply with requirements of the City's Nondiscrimination in Contracting Ordinance, San Diego Municipal Code §§22.3501 through 22.3517.

   The Contractor shall not discriminate on the basis of race, gender, gender expression, gender identity, religion, national origin, ethnicity, sexual orientation, age, or disability in the solicitation, selection, hiring, or treatment of subcontractors, vendors, or suppliers. The Contractor shall provide equal opportunity for subcontractors to participate in subcontracting opportunities. The Contractor understands and agrees that violation of this clause shall be considered a material breach of the contract and may result in contract termination, debarment, or other sanctions.

   The Contractor shall include the foregoing clause in all contracts between the Contractor and Subcontractors and Suppliers.

2. Disclosure of Discrimination Complaints. As part of its Bid or Proposal, the Bidder shall provide to the City a list of all instances within the past 10 years where a complaint was filed or pending against Bidder in a legal or administrative proceeding alleging that Bidder discriminated against its employees, subcontractors, vendors, or suppliers, and a description of the status or resolution of that complaint, including any remedial action taken.

3. Upon the City's request, the Contractor agrees to provide to the City, within 60 days, a truthful and complete list of the names of all Subcontractors and Suppliers that the Contractor has used in the past 5 years on any of its contracts that were undertaken within San Diego County, including the total dollar amount paid by the Contractor for each subcontract or supply contract.

4. The Contractor further agrees to fully cooperate in any investigation conducted by the City pursuant to the City's Nondiscrimination in Contracting Ordinance, Municipal Code §§22.3501 through 22.3517. The Contractor understands and agrees that violation of this clause shall be considered a material breach of the Contract and may result in remedies being ordered against the Contractor up to and including contract termination, debarment and other sanctions for violation of the provisions of the Nondiscrimination in Contracting Ordinance. The Contractor

further understands and agrees that the procedures, remedies and sanctions provided for in the Nondiscrimination in Contracting Ordinance apply only to violations of the Ordinance.

E. EQUAL EMPLOYMENT OPPORTUNITY OUTREACH PROGRAM.

1. The Contractor, Subcontractors and Suppliers shall comply with the City's Equal Employment Opportunity Outreach Program, San Diego Municipal Code §§22.2701 through 22.2707.

   The Contractor shall not discriminate against any employee or applicant for employment on any basis prohibited by law. Contractor shall provide equal opportunity in all employment practices. Prime Contractor shall ensure their subcontractors comply with this program. Nothing in this section shall be interpreted to hold a prime contractor liable for any discriminatory practice of its subcontractors.

   The Contractor shall include the foregoing clause in all contracts between the Contractor and Subcontractors and Suppliers.

2. If the Contract is competitively solicited, the selected Bidder shall submit a Work Force Report (Form BB05), within 10 Working Days after receipt by the Bidder of Contract forms to the City for approval as specified in the Notice of Intent to Award letter from the City.

3. If a Work Force Report is submitted, and the City determines there are under-representations when compared to County Labor Force Availability data, the selected Bidder shall submit an Equal Employment Opportunity Plan.

4. If the selected Bidder submits an Equal Employment Opportunity Plan, it shall include the following assurances:

   1. The Contractor shall maintain a working environment free of discrimination, harassment, intimidation and coercion at all sites and in all facilities at which the Contractor's employees are assigned to work.

   2. The Contractor reviews its EEO Policy, at least annually, with all on-site supervisors involved in employment decisions.

   3. The Contractor disseminates and reviews its EEO Policy with all employees at least once a year, posts the policy statement and EEO posters on all company bulletin boards and job sites, and documents every dissemination, review and posting with a written record to identify the time, place, employees present, subject matter, and disposition of meetings.

   4. The Contractor reviews, at least annually, all supervisors' adherence to and performance under the EEO Policy and maintains written documentation of these reviews.

   5. The Contractor discusses its EEO Policy Statement with subcontractors with whom it anticipates doing business, includes

the EEO Policy Statement in its subcontracts, and provides such documentation to the City upon request.

6. The Contractor documents and maintains a record of all bid solicitations and outreach efforts to and from subcontractors, contractor associations and other business associations.

7. The Contractor disseminates its EEO Policy externally through various media, including the media of people of color and women, in advertisements to recruit, maintains files documenting these efforts, and provides copies of these advertisements to the City upon request.

8. The Contractor disseminates its EEO Policy to union and community organizations.

9. The Contractor provides immediate written notification to the City when any union referral process has impeded the Contractor's efforts to maintain its EEO Policy.

10. The Contractor maintains a current list of recruitment sources, including those outreaching to people of color and women, and provides written notification of employment opportunities to these recruitment sources with a record of the organizations' responses.

11. The Contractor maintains a current file of names, addresses and phone numbers of each walk-in applicant, including people of color and women, and referrals from unions, recruitment sources, or community organizations with a description of the employment action taken.

12. The Contractor encourages all present employees, including people of color and women employees, to recruit others.

13. The Contractor maintains all employment selection process information with records of all tests and other selection criteria.

14. The Contractor develops and maintains documentation for on-the-job training opportunities, participates in training programs, or both for all of its employees, including people of color and women, and establishes apprenticeship, trainee, and upgrade programs relevant to the Contractor's employment needs.

15. The Contractor conducts, at least annually, an inventory and evaluation of all employees for promotional opportunities and encourages all employees to seek and prepare appropriately for such opportunities.

16. The Contractor ensures the company's working environment and activities are non-segregated except for providing separate or single-user toilets and necessary changing facilities to assure privacy between the sexes.

ATTACHMENT D

PREVAILING WAGE

1. **PREVAILING WAGE RATES:** Pursuant to San Diego Municipal Code section 22.3019, construction, alteration, demolition, repair and maintenance work performed under this Contract is subject to State prevailing wage laws. For construction work performed under this Contract cumulatively exceeding $25,000 and for alteration, demolition, repair and maintenance work performed under this Contract cumulatively exceeding $15,000, the Contractor and its subcontractors shall comply with State prevailing wage laws including, but not limited to, the requirements listed below.

1.1. Compliance with Prevailing Wage Requirements. Pursuant to sections 1720 through 1861 of the California Labor Code, the Contractor and its subcontractors shall ensure that all workers who perform work under this Contract are paid not less than the prevailing rate of per diem wages as determined by the Director of the California Department of Industrial Relations (DIR). This includes work performed during the design and preconstruction phases of construction including, but not limited to, inspection and land surveying work.

1.1.1. Copies of such prevailing rate of per diem wages are on file at the City and are available for inspection to any interested party on request. Copies of the prevailing rate of per diem wages also may be found at http://www.dir.ca.gov/OPRL/DPreWageDetermination.htm. Contractor and its subcontractors shall post a copy of the prevailing rate of per diem wages determination at each job site and shall make them available to any interested party upon request.

1.1.2. The wage rates determined by the DIR refer to expiration dates. If the published wage rate does not refer to a predetermined wage rate to be paid after the expiration date, then the published rate of wage shall be in effect for the life of this Contract. If the published wage rate refers to a predetermined wage rate to become effective upon expiration of the published wage rate and the predetermined wage rate is on file with the DIR, such predetermined wage rate shall become effective on the date following the expiration date and shall apply to this Contract in the same manner as if it had been published in said publication. If the predetermined wage rate refers to one or more additional expiration dates with additional predetermined wage rates, which expiration dates occur during the life of this Contract, each successive predetermined wage rate shall apply to this Contract on the date following the expiration date of the previous wage rate. If the last of such predetermined wage rates expires during the life of this Contract, such wage rate shall apply to the balance of the Contract.

1.2. Penalties for Violations. Contractor and its subcontractors shall comply with California Labor Code section 1775 in the event a worker is paid less than the prevailing wage rate for the work or craft in which the worker is employed.

1.3. Payroll Records. Contractor and its subcontractors shall comply with California

Labor Code section 1776, which generally requires keeping accurate payroll records, verifying and certifying payroll records, and making them available for inspection. Contractor shall require its subcontractors to also comply with section 1776. Contractor and its subcontractors shall submit weekly certified payroll records online via the City's web-based Labor Compliance Program. Contractor is responsible for ensuring its subcontractors submit certified payroll records to the City.

1.3.1. For contracts entered into on or after April 1, 2015, Contractor and their subcontractors shall furnish records specified in Labor Code section 1776 directly to the Labor Commissioner in the manner required by Labor Code section 1771.4.

1.4. **Apprentices.** Contractor and its subcontractors shall comply with California Labor Code sections 1777.5, 1777.6 and 1777.7 concerning the employment and wages of apprentices. Contractor is held responsible for the compliance of their subcontractors with sections 1777.5, 1777.6 and 1777.7.

1.5. **Working Hours.** Contractor and their subcontractors shall comply with California Labor Code sections 1810 through 1815, including but not limited to: (i) restrict working hours on public works contracts to eight hours a day and forty hours a week, unless all hours worked in excess of 8 hours per day are compensated at not less than 1½ times the basic rate of pay; and (ii) specify penalties to be imposed on design professionals and subcontractors of $25 per worker per day for each day the worker works more than 8 hours per day and 40 hours per week in violation of California Labor Code sections1810 through 1815.

1.6. **Required Provisions for Subcontracts.** Contractor shall include at a minimum a copy of the following provisions in any contract they enter into with a subcontractor: California Labor Code sections 1771, 1771.1, 1775, 1776, 1777.5, 1810, 1813, 1815, 1860 and 1861.

1.7. **Labor Code Section 1861 Certification.** Contractor in accordance with California Labor Code section 3700 is required to secure the payment of compensation of its employees and by signing this Contract, Contractor certifies that "I am aware of the provisions of Section 3700 of the California Labor Code which require every employer to be insured against liability for workers' compensation or to undertake self-insurance in accordance with the provisions of that code, and I will comply with such provisions before commencing the performance of the work of this Contract."

1.8. **Labor Compliance Program.** The City has its own Labor Compliance Program authorized in August 2011 by the DIR. The City will withhold contract payments when payroll records are delinquent or deemed inadequate by the City or other governmental entity, or it has been established after an investigation by the City or other governmental entity that underpayment(s) have occurred. For questions or assistance, please contact the City of San Diego's Equal Opportunity Contracting Department at 619-236-6000.

1.9. Contractor and Subcontractor Registration Requirements. This project is subject to compliance monitoring and enforcement by the DIR. As of March 1, 2015, no contractor or subcontractor may be listed on a bid or proposal for a public works project unless registered with the DIR pursuant to Labor Code section 1725.5. As of April 1, 2015, a contractor or subcontractor shall not be qualified to bid on, be listed in a bid proposal, or enter into any contract for public work, unless currently registered and qualified to perform public work pursuant to Labor Code section 1725.5 By submitting a bid or proposal to the City, Contractor is certifying that he or she has verified that all subcontractors used on this public work project are registered with the DIR in compliance with Labor Code sections 1771.1 and 1725.5, and Contractor shall provide proof of registration to the City upon request.

1.9.1. A Contractor's inadvertent error in listing a subcontractor who is not registered pursuant to Labor Code section 1725.5 in response to a solicitation shall not be grounds for filing a bid protest or grounds for considering the bid non-responsive provided that any of the following apply: (1) the subcontractor is registered prior to bid opening; (2) within twenty-four hours after the bid opening, the subcontractor is registered and has paid the penalty registration fee specified in Labor Code section 1725.5; or (3) the subcontractor is replaced by another registered subcontractor pursuant to Public Contract Code section 4107.

7-4.1.1 **Waiver of Subrogation.** The policy or policies shall be endorsed to provide that the insurer will waive all rights of subrogation against the City and its respective elected officials, officers, employees, agents, and representatives for losses paid under the terms of the policy or policies and which arise from Work performed by the Named Insured for the City.

7-5 **PERMITS, FEES, AND NOTICES.** To the City Supplement, ADD the following:

5. The Successor Agency will obtain, at no cost to the Contractor; the following permits:

   a) The General Construction Permits for the Project.

   The Successor Agency will be the permit holder prior to contract award. The Contractor shall be required to transfer the 'Permit Holder Name' to their name prior to NTP. The Contractor is responsible for any fees associated with the transfer of the permit.

7-8.6 **Water Pollution Control.** ADD the following:

1. Based on a preliminary assessment by the City, the Contract is subject to minor WPCP as referenced in the contract Appendix G.

7-10.2.2.3 **Engineered Traffic Control Plans Provided by the Contractor.** To the City Supplement, ADD the following:

The Contractor shall provide Engineered Traffic Control Plans as required by the Traffic Control Permit.

7-10.5.3 **Steel Plate Covers.** Table 7-10.5.3 (A), REVISE the plate thickness for 5'-3" trench width to read 1¾".

7-15 **INDEMNIFICATION AND HOLD HARMLESS AGREEMENT.** To the City Supplement, Paragraph (4), Sentence (3), DELETE in its entirety and SUBSTITUTE with the following:

Your duty to indemnify and hold harmless does not include any claims or liability arising from the established active or sole negligence, or willful misconduct of the City, its officers, or employees.

7-16 **COMMUNITY LIAISON.** To the City Supplement, DELETE in its entirety and SUBSTITUTE with the following:

ADD:
7-16 **COMMUNITY OUTREACH.**

7-16.1 General.

1. To ensure consistency with the City's community outreach plan for the project, the City shall work with you to inform the public (which includes, but shall not be limited to, property owners, renters, homeowners, business owners, recreational users, and other community members and stakeholders) of construction impacts. Your efforts to mitigate construction impacts by communicating with the public require close coordination and cooperation with the City.

2. You shall perform the community outreach activities required throughout the Contract Time. You shall assign a staff member who shall perform the required community outreach services.

3. You shall closely coordinate the Work with the businesses, institutions, residents, and property owners impacted by the Project.

4. Your example duties include notifying businesses, institutions, and residents of the commencement of construction activities not less than 5 Days in advance, coordinating access for vehicular and pedestrian traffic to businesses, institutions, and residences impacted by the Project, reporting activities at all Project progress meetings scheduled by the Engineer, attending the Project Pre-construction meeting, attending 2 community meetings, responding to community questions and complaints related to your activities, and documenting, in writing, as well as logging in all inquiries and complaints received into the City's internal public contact tracking system.

5. You shall execute the Information Security Policy (ISP) Acknowledgement Form - For Non-City Employees within 15 Days of the award of the Contract if any of the following apply:

   a) Your contact information is made available on any outreach materials.

   b) You will be the primary point of contact to resolve project related inquiries and complaints.

6. Electronic Communication.

   a) All inquiries and complaints shall be logged in to the City's internal public contact tracking system within 24 hours of receipt of inquiries and complaints.

   b) Any updates or a resolution of inquiries and complaints shall be documented in the City's internal public contact tracking system within 24 hours.

   c) Copies of email communications shall be saved individually on to the City's internal public contact tracking system in an Outlook Message Format (*.msg).

d) All graphics, photos, and other electronic files associated with inquiries and/or complaints shall be saved into the individual records, located within the City's internal public contact tracking system.

7-16.1.1 Quality Assurance.

1. During the course of community outreach, you shall ensure that the character of all persons that conduct community outreach (distributing door hangers, attending community meetings, interacting with the public, and etc.) on your behalf shall:

   a. Have the ability to speak and comprehend English and/or Spanish, as appropriate for the community or public they are informing.

   b. Possess and display easily verifiable and readable personal identification that identifies the person as your employee.

   c. Have the interpersonal skills to effectively, professionally, and tactfully represent you, the project, and the City to the public.

7-16.1.2 Submittals.

1. You shall submit to the Resident Engineer, for review and approval, all drafts of letters, notices, postcards, door hangers, signs, mailing lists, proposed addresses for hand-delivery, and any other notices and letters that are to be mailed and or distributed to the public.

   a. Prior to distributing or mailing, you shall submit final drafts of letters, notices, postcards, door hangers, signs, and any other notices and letters to the Resident Engineer for final review and approval. Submit a PDF copy of the approved door hangers to the Engineer.

   b. After distributing or mailing, you shall submit verification of delivery and any copies of returned notices to the Resident Engineer. Submit a PDF copy of the approved letters and notices to the Engineer.

2. You shall use the City's internal public contact tracking system to identify and summarize communications (via phone, in person, and email) with the public within 24 hours of receipt, even if your response to the individual is still incomplete. You shall upload to the City's internal public contact tracking system copies of all written, electronic, and verbal communications and conversations with the public.

7-16.2 Community Outreach Services.

7-16.2.1 Public Notice by Contractor.

1. Post Project Identification Signs in accordance with 7-10.6.2, "Project Identification Sign".

2. Notify businesses, institutions, property owners, residents or any other impacted stakeholders, within a minimum 300 feet (90 m) radius of the Project, of construction activities and utility service interruptions not less than 5 Days in advance.

3. Furnish and distribute public notices in the form of door hangers using the City's format to all occupants and/or property owners along streets:

   a. Where Work is to be performed at least 5 Days before starting construction or survey activities or impacting the community as approved by the Resident Engineer.

   b. Within 5 Days of the completion of your construction activities where Work was performed, you shall distribute public notices in the form of door hangers, which outlines the anticipated dates of Asphalt Resurfacing or Slurry Seal.

   c. No less than 48 hours in advance and no more than 72 hours in advance of the scheduled resurfacing.

4. Leave the door hanger notices on or at the front door of each dwelling and apartment unit and at each tenant of commercial buildings abutting each of the street block segments. Where the front doors of apartment units are inaccessible, distribute the door hanger notices to the apartment manager or security officer.

5. Door Hanger Material: You shall use Blanks/USA brand, Item Number DHJ5B6WH, 1¼ inch (31.8 mm) Holes (removed), 2-up Jumbo Door Hanger in Bristol White, or approved equal.

6. Mailed Notice Material: You shall use Cougar by Domtar, Item Number 2834, or approved equal.

7. For all Work on private property, contact each owner and occupant individually a minimum of 15 Days prior to the Work. If the Work has been delayed, re-notify owners and occupants of the new Work schedule, as directed by the Resident Engineer.

8. A sample of public notices is included in the Contract Appendix.

7-16.2.2 Communications with the Public.

1. Coordinate access for vehicular and pedestrian traffic to businesses, institutions, and residences impacted by the Project.

2. You shall provide updates on construction impacts to the Resident Engineer. You shall notify the Resident Engineer in advance about time-sensitive construction impacts and may be required to distribute construction impact notices to the public on short notice.

3. You shall incorporate community outreach activities related to construction impacts in the baseline schedule and update the Resident Engineer with each week's submittal of the Three-Week Look Ahead Schedule.

4. At the request of the Resident Engineer, you shall attend and participate in project briefings at community meetings.

5. You shall coordinate with the Resident Engineer on all responses and actions taken to address public inquiries and complaints within the 24 hours that they are received.

7-16.2.3 Communications with Media.

1. The City may allow members of the media access to its construction site(s) on a case-by-case basis only.
2. Occasionally, uninvited members of the media may show up at construction Sites. Members of the media (including, but not limited to newspapers, magazines, radios, television, bloggers, and videographers) do not have the legal right to be in the construction Site without the City's permission.
3. In the event that media representatives arrive near or on the construction Site(s), you shall keep them off the Site(s) in a courteous and professional manner until a Public Information Officer is available to meet them at an approved location.
4. You shall report all visits from members of the media to the Resident Engineer as quickly as possible so that the City's Public Information Officer can meet with the members of the media at the construction Site(s).
5. If the City allows members of the media to access a construction Site, you shall allow the City to escort the media representatives while they are on the construction Site and shall ensure their safety.
6. You shall require media representatives to sign in and out of the Site Visitor Log and to use personal protective equipment.
7. You have a right to speak to members of the media about your company and its role on the project. All other questions shall be referred to the City.

7-16.4 Payment.

1. The payment for the community outreach services shall be included in the Contract Price.

7-20 ELECTRONIC COMMUNICATION. ADD the following:

1. Virtual Project Manager will be used on this contract.

SECTION 9 - MEASUREMENT AND PAYMENT

9-3.2.5 Withholding of Payment. To the City Supplement, item 1, subsection i), DELETE in its entirety and SUBSTITUTE with the following:

i) Your failure to comply with 7-2.3, "PAYROLL RECORDS" and 2-16, "CONTRACTOR REGISTRATION AND ELECTRONIC REPORTING SYSTEM".

9-3.1 General. ADD the following:

1. All costs associated with providing and installing the Classic Picket Fence in accordance with the plans, and as directed by the Engineer, shall be included in Contract Bid item in lineal feet as provided in the Bid.

2. All costs associated with removing and relocating fences in accordance with the Plans, and as directed by the Engineer, shall be included in the Contract Bid items provided in the Bid.

ADD:

9-3.7 **Compensation Adjustments for Price Index Fluctuations.** To the City Supplement, subsection c), item 2, DELETE in its entirety and SUBSTITUTE with the following:

2) In the event of an overrun of Contract time, adjustment in compensation for asphalt binder included in estimates during the overrun period shall be determined using the California Statewide Crude Oil Price Index in effect on the first business day of the month within the pay period in which the overrun began.

ADD the following:

e) This Contract is not subject to the provisions of The WHITEBOOK for Compensation Adjustments for Price Index Fluctuations for the paving asphalt.

SECTION 203 – BITUMINOUS MATERIALS

203-15 **RUBBER POLYMER MODIFIED SLURRY (RPMS).** To the City Supplement, CORRECT section numbering as follows:

OLD SECTION NUMBER	TITLE	NEW SECTION NUMBER
203-15	RUBBER POLYMER MODIFIED SLURRY (RPMS)	203-16
203-15.1	General	203-16.1
203-15.2	Materials	203-16.2
203-15.3	Composition and Grading	203-16.3
203-15.4	Mix Design	203-16.4

SECTION 209 – STREET LIGHTING AND TRAFFIC SIGNAL MATERIALS

209-6 **(Section 86-6) LIGHTING.** To the City Supplement, REPLACE instances of "induction" with "LED" when regarding Luminaires.

209-6.4 **Induction Cobra Head Luminaire.** To the City Supplement, CORRECT section numbering as follows:

OLD SECTION NUMBER	TITLE	NEW SECTION NUMBER
209-6.4.7	Luminaire Identification	209-6.4.8
209-6.4.8	Photometric Documentation	209-6.4.9
209-6.4.9	Quality Assurance	209-6.4.10

SECTION 212 - LANDSCAPE AND IRRIGATION MATERIALS

ADD:

212-3.2.2.3 Trench Marker Tape. To the City Supplement, DELETE in its entirety and SUBSTITUTE with the following:

1. Trench marker tape shall be installed in accordance with Standard Drawing SDM-105, "Warning/Identification Tape Installation".

SECTION 300 – EARTHWORK

300-1.1 General. To the City Supplement, ADD the following:

Clearing and Grubbing Work shall include, but shall not be limited to, the following:

a) The removal and disposal of all miscellaneous materials including but not limited to: buried pavement, old subsurface pavement, trees or landscaping determined and approved for removal by the Engineer, and other materials encountered under the existing pavement such as old street car tracks and concrete planters.

b) The demolition and removal of all materials and facilities indicated or specified. Do not begin demolition without the approval of the Engineer.

c) Saw-cutting of concrete and asphalt concrete at joints and right-of-way limits.

d) Saw-cutting, demolition, removal, and disposal of all existing improvements (up to 13") including, but not limited to, soil, pavement (Asphalt Concrete, PCC, Base, Cement Treated Base, Unclassified Material), medians, curb and gutter, abandoned utilities and utility structures (pull boxes, etc.), signs and sign posts, street lights, footings, conduit, and metal guard rails, metal railings, and all other existing improvements that are shown on the plans for removal, directed by the Resident Engineer to be removed, or otherwise required to perform the work.

300-1.4 **Payment.** To the City Supplement, paragraph (2), DELETE in its entirety and SUBSTITUTE with the following:

The lump sum price paid for Clearing and Grubbing shall include full compensation for the saw-cutting, removal, protection, and disposal of any and all PCC Pavement, AC Pavement, Base material, sidewalk, curb & gutter, medians, median curb and gutters, AC berms, signs and sign posts, metal railings, metal beam guardrails, street lights and footings, conduit, vegetation, shrubs, irrigation, and adjustment of irrigation, and any other materials and objects specified in 300-1.1 or that can be known at the time of bidding that are in conflict with the installation of the Work as shown on the plans.

SECTION 302 – ROADWAY SURFACING

302-3 **PREPARATORY REPAIR WORK.** To the City Supplement, DELETE in its entirety and SUBSTITUTE with the following:

302-3 **PREPARATORY REPAIR WORK.**

1. Prior to the placement of asphalt concrete or the application of slurry, you shall complete all necessary preparation and repair Work to the road segment.
2. Unless otherwise specified, preparatory Work shall include tree trimming, weed spray, weed abatement, crack sealing, asphalt repair, mill and pave, hump removal, miscellaneous asphalt patching, removal of raised pavement markers, and removal of pavement markings.
3. You shall repair areas of distressed asphalt concrete pavement by milling or removing damaged areas of pavement to a minimum depth of 2 inches (50.8 mm) for residential streets and a minimum depth of 3 inches (76.2 mm) for all others to expose firm and unyielding pavement.
4. You shall prepare subgrade as needed and install a minimum of 2 inches (50.8 mm) for residential streets and a minimum of 3 inches (76.2 mm) for all other streets of compacted asphalt concrete pavement over compacted native material as directed by the Engineer.
5. If the base material is exposed in order to achieve the minimum specified depth, the material shall be compacted to 95% relative compaction (dig out). Compaction tests shall be made to ensure compliance with the specifications.
6. The Engineer shall determine when and where the test shall occur. The City will pay for the soils testing required by the Engineer which meets the required compaction. You shall reimburse the City for the cost of retesting failing compaction tests. If additional base material is required, you shall use Class 2 Aggregate Base in accordance with 200-2.2, "Crushed Aggregate Base".

7. Recycled base material shall conform to crushed miscellaneous base material in accordance with 200-2.4, "Crushed Miscellaneous Base".

8. Prior to replacing asphalt, the area shall be cleaned by removing all loose and damaged material, moisture, dirt, and other foreign matter and shall be tack coated in accordance with 302-5.4, "Tack Coat".

9. You shall install new asphalt within the repair area or for patches in accordance with 302-5, "Asphalt Concrete Pavement". Asphalt concrete shall be C2-PG 64-10 in compliance with 400-4, "Asphalt Concrete".

10. No preparatory asphalt Work shall be done when the atmospheric temperature is below 50° F (10° C) or during unsuitable weather.

11. Following the asphalt placement, you shall roll the entire area of new asphalt in both directions at least twice. The finished patch shall be level and smooth in compliance with 302-5.6.2, "Density and Smoothness". After placement and compaction of the asphalt patch, you shall seal all finished edges with a 4 inch (101.6 mm) wide continuous band of SS-1H.

12. The minimum dimensions for each individual repair shall be 4 feet by 4 feet (1.2 m by 1.2 m) and shall be subject to the following conditions:

    a) If the base material is exposed to achieve the required minimum removal thickness, the base material shall be prepared conforming to 301-1, "SUBGRADE PREPARATION".

    b) When additional base material is required, then you shall use Class 2 Aggregate Base in accordance with 200-2.2, "Crushed Aggregate Base". Recycled base material shall conform to crushed miscellaneous aggregate base material in accordance with 200-2.4, "Crushed Miscellaneous Base".

    c) You may use grinding as a method for removal of deteriorated pavement when the areas indicated for removal are large enough (a minimum of the machine drum width) and when approved by the Engineer.

    d) For both scheduled and unscheduled base repairs, failed areas may be removed by milling or by excavation provided that the edges are cut cleanly with a saw. The areas shall be cleaned and tack coated in accordance with 302-5.4, "Tack Coat" before replacing the asphalt. The areas for scheduled repairs have been marked on the street.

    e) Base Repairs with RAC. Areas where failed paving is removed either by cold milling or by excavation shall be restored to existing pavement grade with ¾ inch (19.1 mm) RAC at 8 inch (203.2 mm) depth unless otherwise directed by the Engineer. These areas

have been marked on the street as "DO". The asphalt concrete shall be B3-PG 64-10 as specified in 400-4, "Asphalt Concrete". Preliminary quantities are identified in the Contract Appendix but may need to be increased and approved by the Engineer at the time of construction. Base repairs shall not exceed 15% RAP in content.

f) Unscheduled Base Repair with RAC. If paving operations cause damage outside of your control and require additional base repair, the areas shall be removed either by cold milling or by excavation and shall be restored to existing pavement grade with ¾ inch (19.1 mm) RAC at 8 inch (203.2 mm) depth unless otherwise directed by the Engineer. The asphalt concrete shall be B3-PG 64-10 as specified in 400-4, "Asphalt Concrete". Unscheduled base repairs shall not exceed 15% RAP.

g) A base repair is considered unscheduled when it is not identified on the pavement with a "DO" or when you are directed by the Engineer to perform a base repair for the proper placement of an asphalt overlay.

302-3.1 Asphalt Patching.

1. Asphalt patching shall consist of patching potholes, gutter-line erosions, and other low spots in the pavement that are deeper than ½ inch (12.7 mm) in accordance with 302-5.6.2, "Density and Smoothness".

2. The areas requiring patching have been identified in the Contract Documents, marked on the streets, or as directed by the Engineer. You shall identify any new areas that may require patching prior to slurry Work to ensure the smoothness and quality of the finished product.

3. You shall identify and repair any areas that may require patching prior to the placement of slurry seal for a smooth and finished product.

4. Asphalt overlay shall not be applied over deteriorating pavement. Preparatory asphalt Work shall be completed and approved by the Engineer before proceeding with asphalt overlay.

5. You shall remove distressed asphalt pavement either by saw cutting or milling to expose firm and unyielding pavement, prepare subgrade (as needed), and install compacted asphalt concrete pavement over compacted native material as directed by the Engineer.

6. Prior to replacing asphalt, the area shall be cleaned and tack coated in accordance with 302-5.4, "Tack Coat".

7. Following the asphalt placement, you shall roll the entire patch in both directions and shall cover the patch at least twice.

8. After placement and compaction of the asphalt patch, you shall seal all finished edges with a 4 inch (101.6 mm) wide continuous band of SS-1H.

9. Base repairs shall not exceed 15% RAP in content.

302-3.1.1 Trench Repair.

1. Open trenches for conduit installation shall be repaired in accordance with City of San Diego Standard drawing SDG-107, SDG-108, SDG-117 or SDG-118 for streets that are not in an Excavation Moratorium.

2. Open trench conduit installation shall not performed in the street for streets with moratoriums. On moratorium streets the street light conduit running parallel with the curb line shall be installed under the sidewalk.

302-3.2 Payment.

1. The payment for the replacement of existing pavement when required other than required for trenching and potholing shall be included in the Contract Unit Price for "Asphalt Pavement Repair" for the total area replaced and no additional payment shall be made regardless of the number and size of replacements completed. No payment shall be made for areas of over-excavation or outside trench areas in utility Works unless previously approved by the Engineer. No payment for pavement replacement will be made when the damage is due to your failure to protect existing improvements. You shall reimburse the City for the cost of retesting all failing compaction tests.

2. The areas and quantities shown on the road segments and in the appendices are given only for your aid in planning the Work and preparing Bids. The Engineer will designate the limits to be removed and these designated areas shall be considered to take precedence over the area shown in an Appendix to the Contract Documents. The quantities shown in the appendices are based on a street assessment survey and may vary.

3. At the end of each day, you shall submit to the Engineer an itemized list of the asphalt pavement repair Work completed. The list shall include the location of the Work and the exact square footage of the repair.

4. The payment for preparatory repair Work and tack coating shall be paid at the Contract Unit Price for "Asphalt Pavement Repair".

5. The payment for milling shall be included in the Bid item for "Asphalt Pavement Repair" unless Bid items for asphalt milling Work has been provided.

6. The payment for miscellaneous asphalt patching shall be included in the Contract Unit Price for the slurry Work and no additional payment shall be made, unless a Bid item for "Miscellaneous Asphalt Patching" has been provided.

7. All costs for asphalt repair due to trenching and potholing shall be included in the line items for Install Conduit and Conductors whether by HDD or open trench.

302-5.1.1 **Damaged AC Pavement Replacement.** To the City Supplement, DELETE in its entirety.

302-5.1.2 **Measurement and Payment.** To the City Supplement, DELETE in its entirety.

302-5.2.1 **Measurement and Payment.** To the City Supplement, item c), ADD the following:

Imported Subgrade material shall be paid per bid item "Imported Backfill".

SECTION 306 – UNDERGROUND CONDUIT CONSTRUCTION

306-1 **OPEN TRENCH OPERATIONS.** To the City Supplement, CORRECT section numbering as follows:

OLD SECTION NUMBER	TITLE	NEW SECTION NUMBER
306-1.8	House Connection Sewer (Laterals) and Cleanouts	306-1.9
306-1.7.1	Payment	306-1.9.1
306-1.7.2	Sewer Lateral with Private Replumbing	306-1.9.2
306-1.7.2.1	Location	306-1.9.2.1
306-1.7.2.2	Permits	306-1.9.2.2
306-1.7.2.3	Submittals	306-1.9.2.3
306-1.7.2.4	Trenchless Construction	306-1.9.2.4
306-1.7.2.5	Payment	306-1.9.2.5
306-1.7.3.6	Private Pump Installation	306-1.9.2.6
306-1.7.3.7	Payment	306-1.9.2.7

306-1.6 **Basis of Payment for Open Trench Installations.** To the City Supplement, ADD the following:

9. The unit price paid for pipe and conduit in place shall also include potholing as necessary for HDD or open trench installations, potholing to determine the suitability of the soil for HDD installation and permanent trench repair under SDG-107 and SDG-108, restoration of sidewalk panels and driveways, restoration of striping and pavement markings and traffic/pedestrian control necessary for all operations listed in section 306-1.6.

10. Payment for additional grind and overlay due to Excavation Moratorium requirements shall be paid for under the line item for "1.5" AC Grind and Overlay for Moratorium Street perpendicular crossings, Replace Striping and Pavement Markings outside of SDG-117 repair" which shall include all costs associated with the grind and overlay and traffic/pedestrian control and restoration of striping and markings.

11. Payment for removal and replacement of sidewalks and driveways for the Alternative bid item Street Light Conduit and Conductors by Open Trenching Under Sidewalks on Moratorium Streets (Parallel to Curb Line) shall be paid under line alternate item "Moratorium Streets, Street Light Conduit and Conductors by Open Trenching Under Sidewalk, (Parallel to Street Curb).

12. The payment for imported backfill when you elect to import material from a source outside the project limits and when authorized by the Engineer shall be included in the Bid item for "Imported Backfill". The price shall include the removal and disposal of unsuitable materials.

306-20.6 **Site Location Preparation.** To the City Supplement, ADD the following:

1. HDD shall be used for the installation of all street light conduit that runs parallel to the curb. The Contractor shall excavate for the conduit locations crossing perpendicular to the street first to determine the soils type in the area and whether the soil is suitable for (HDD) for the curb parallel conduit installation. HDD conduit installation shall be located under the sidewalk on streets with moratoriums.

SECTION 307- STREET LIGHTING AND TRAFFIC SIGNAL SYSTEMS

Referenced Caltrans Specification Section 86 SIGNALS, LIGHTING AND ELECTRICAL SYSTEMS, subsection (2.01) MATERIALS AND INSTALLATION, EXCAVATING AND BACKFILL, DELETE the third paragraph and replace with: "Contractor shall fill all open trench excavations with 3 sack slurry to the finish surface on the same day as the excavation and placement of the conduit. Final trench pavement repair shall be done within 30 days of the initial excavation."

DELETE Referenced Caltrans Specification Section 86-8.01 SIGNALS, LIGHTING AND ELECTRICAL SYSTEMS, PAYMENT.

307-2 **Payment.** To the City Supplement, ADD the following:

1. The unit price paid for Street Lights shall include providing and installing the luminaire, photocell, mast arm, standard, anchor bolts, grounding, foundation, rebar, fuses, conduit from the adjacent pull box to the standard and conductors from the adjacent pull box to the luminaire, removal and disposal of all excess soils and debris and traffic/pedestrian control specific to the installation of the street light.

2. The unit price paid for Conduit and Conductors whether installed by open trench or HDD shall include providing and installing the conduit and conductors called out on the plans and those that are necessary for a fully functioning lighting system including connections, service connections, conductors, trenching and 3-sack slurry backfill, horizontal directional drilling (if selected), permanent street section repair, sidewalk/driveway repair due to pot holing and drilling operations and street crossing installations, temporary pavement, removal and disposal of all excess soils and debris, traffic control specific to the installation of the conduit and conductors and utility coordination. Measurement for Conduit and Conductors payment shall be along the horizontal plane distance of conduit installation plus the minimum horizontal depth to top of conduit by the nearest next foot per full run.

3. The price for 1.5" AC grind and overlay and replacement of striping and pavement markings outside of the SDG-117 repair on moratorium streets shall be paid under line item, "1.5" AC Grind and Overlay for Moratorium Street Perpendicular Crossings, Replace Striping and Pavement Markings Outside of SDG-117 Repair."

4. The price for removal and replacement of sidewalks and driveways due to conduit and conductor installation by open trenching (if selected as the alternate bid) shall be paid under line item, "Moratorium Streets, Remove and Replace Sidewalk, (from open trenching under sidewalk", and "Moratorium Streets, Remove and Replace Driveway, (from open trenching under Driveway)". Alternate Bid Items are established to determine and utilize the most cost effective method to install street light conduits. The base bid for Conduit and Conductors installation is for open trench installation for crossings and horizontal directional drilling for curb parallel installations. The alternate bids may be used instead if the Agency determines that HDD is not feasible. The Agency reserves the right and will select

whether to use open trench installation or directional drilling (alternate bids) for each curb parallel conduit installation on streets.

SECTION 705 – WATER DISCHARGES

705-2.6.1 **General.** To the City Supplement, item 3, CORRECT reference to Section 803 to read "Section 703".

705-2.6.3 **Community Health and Safety Plan.** To the City Supplement, DELETE in its entirety and SUBSTITUTE with the following:

705-2.6.3 **Community Health and Safety Plan.** See 703-2, "Community Health and Safety Plan."

END OF SUPPLEMENTARY SPECIAL PROVISIONS (SSP)

SUPPLEMENTARY SPECIAL PROVISIONS

APPENDICES

APPENDIX A

FIRE HYDRANT METER PROGRAM

CITY OF SAN DIEGO CALIFORNIA DEPARTMENT INSTRUCTIONS	NUMBER **DI** 55.27	DEPARTMENT Water Department
SUBJECT **FIRE HYDRANT METER PROGRAM (FORMERLY: CONSTRUCTION METER PROGRAM)**	**PAGE 1OF** 10	**EFFECTIVE DATE** October 15, 2002
	SUPERSEDES **DI** 55.27	**DATED** April 21, 2000

1. **PURPOSE**

1.1 To establish a Departmental policy and procedure for issuance, proper usage and charges for fire hydrant meters.

2. **AUTHORITY**

2.1 All authorities and references shall be current versions and revisions.

2.2 San Diego Municipal Code (NC) Chapter VI, Article 7, Sections 67.14 and 67.15

2.3 Code of Federal Regulations, Safe Drinking Water Act of 1986

2.4 California Code of Regulations, Titles 17 and 22

2.5 California State Penal Code, Section 498B.0

2.6 State of California Water Code, Section 110, 500-6, and 520-23

2.7 Water Department Director

Reference

2.8 State of California Guidance Manual for Cross Connection Programs

2.9 American Water Works Association Manual M-14, Recommended Practice for Backflow Prevention

2.10 American Water Works Association Standards for Water Meters

2.11 U.S.C. Foundation for Cross Connection Control and Hydraulic Research Manual

3. **DEFINITIONS**

3.1 **Fire Hydrant Meter:** A portable water meter which is connected to a fire hydrant for the purpose of temporary use. (These meters are sometimes referred to as Construction Meters.)

3.2 **Temporary Water Use:** Water provided to the customer for no longer than twelve (12) months.

3.3 **Backflow Preventor:** A Reduced Pressure Principal Assembly connected to the outlet side of a Fire Hydrant Meter.

4. POLICY

4.1 The Water Department shall collect a deposit from every customer requiring a fire hydrant meter and appurtenances prior to providing the meter and appurtenances (see Section 7.1 regarding the Fees and Deposit Schedule). The deposit is refundable upon the termination of use and return of equipment and appurtenances in good working condition.

4.2 Fire hydrant meters will have a 2 ½" swivel connection between the meter and fire hydrant. The meter shall not be connected to the 4" port on the hydrant. All Fire Hydrant Meters issued shall have a Reduced Pressure Principle Assembly (RP) as part of the installation. Spanner wrenches are the only tool allowed to turn on water at the fire hydrant.

4.3 The use of private hydrant meters on City hydrants is prohibited, with exceptions as noted below. All private fire hydrant meters are to be phased out of the City of San Diego. All customers who wish to continue to use their own fire hydrant meters must adhere to the following conditions:

a. Meters shall meet all City specifications and American Water Works Association (AWWA) standards.

b. Customers currently using private fire hydrant meters in the City of San Diego water system will be allowed to continue using the meter under the following conditions:

1. The customer must submit a current certificate of accuracy and calibration results for private meters and private backflows annually to the City of San Diego, Water Department, Meter Shop.

2. The meter must be properly identifiable with a clearly labeled serial number on the body of the fire hydrant meter. The serial number shall be plainly stamped on the register lid and the main casing. Serial numbers shall be visible from the top of the meter casing and the numbers shall be stamped on the top of the inlet casing flange.

3. All meters shall be locked to the fire hydrant by the Water Department, Meter Section (see Section 4.7).

4. All meters shall be read by the Water Department, Meter Section (see Section 4.7).

5. All meters shall be relocated by the Water Department, Meter Section (see Section 4.7).

6. These meters shall be tested on the anniversary of the original test date and proof of testing will be submitted to the Water Department, Meter Shop, on a yearly basis. If not tested, the meter will not be allowed for use in the City of San Diego.

7. All private fire hydrant meters shall have backflow devices attached when installed.

8. The customer must maintain and repair their own private meters and private backflows.

9. The customer must provide current test and calibration results to the Water Department, Meter Shop after any repairs.

10. When private meters are damaged beyond repair, these private meters will be replaced by City owned fire hydrant meters.

11. When a private meter malfunctions, the customer will be notified and the meter will be removed by the City and returned to the customer for repairs. Testing and calibration results shall be given to the City prior to any re-installation.

12. The register shall be hermetically sealed straight reading and shall be readable from the inlet side. Registration shall be in hundred cubic feet.

13. The outlet shall have a 2 ½ "National Standards Tested (NST) fire hydrant male coupling.

14. Private fire hydrant meters shall not be transferable from one contracting company to another (i.e. if a company goes out of business or is bought out by another company).

4.4 All fire hydrant meters and appurtenances shall be installed, relocated and removed by the City of San Diego, Water Department. All City owned fire hydrant meters and appurtenances shall be maintained by the City of San Diego, Water Department, Meter Services.

4.5 If any fire hydrant meter is used in violation of this Department Instruction, the violation will be reported to the Code Compliance Section for investigation and appropriate action. Any customer using a fire hydrant meter in violation of the requirements set forth above is subject to fines or penalties pursuant to the Municipal Code, Section 67.15 and Section 67.37.

4.6 **Conditions and Processes for Issuance of a Fire Hydrant Meter**

Process for Issuance

a. Fire hydrant meters shall only be used for the following purposes:

1. Temporary irrigation purposes not to exceed one year.

2. Construction and maintenance related activities (see Tab 2).

b. No customer inside or outside the boundaries of the City of San Diego Water Department shall resell any portion of the water delivered through a fire hydrant by the City of San Diego Water Department.

c. The City of San Diego allows for the issuance of a temporary fire hydrant meter for a period not to exceed 12 months (365 days). An extension can only be granted in writing from the Water Department Director for up to 90 additional days. A written request for an extension by the consumer must be submitted at least 30 days prior to the 12 month period ending. No extension shall be granted to any customer with a delinquent account with the Water Department. No further extensions shall be granted.

d. Any customer requesting the issuance of a fire hydrant meter shall file an application with the Meter Section. The customer must complete a "Fire Hydrant Meter Application" (Tab 1) which includes the name of the company, the party responsible for payment, Social Security number and/or California ID, requested location of the meter (a detailed map signifying an exact location), local contact person, local phone number, a contractor's license (or a business license), description of specific water use, duration of use at the site and full name and address of the person responsible for payment.

e. At the time of the application the customer will pay their fees according to the schedule set forth in the Rate Book of Fees and Charges, located in the City Clerk's Office. All fees must be paid by check, money order or cashiers check, made payable to the City Treasurer. Cash will not be accepted.

f. No fire hydrant meters shall be furnished or relocated for any customer with a delinquent account with the Water Department.

g. After the fees have been paid and an account has been created, the

meter shall be installed within 48 hours (by the second business day). For an additional fee, at overtime rates, meters can be installed within 24 hours (within one business day).

4.7 Relocation of Existing Fire Hydrant Meters

a. The customer shall call the Fire Hydrant Meter Hotline (herein referred to as "Hotline"), a minimum of 24 hours in advance, to request the relocation of a meter. A fee will be charged to the existing account, which must be current before a work order is generated for the meter's relocation.

b. The customer will supply in writing the address where the meter is to be relocated (map page, cross street, etc). The customer must update the original Fire Hydrant Meter Application with any changes as it applies to the new location.

c. Fire hydrant meters shall be read on a monthly basis. While fire hydrant meters and backflow devices are in service, commodity, base fee and damage charges, if applicable, will be billed to the customer on a monthly basis. If the account becomes delinquent, the meter will be removed.

4.8 Disconnection of Fire Hydrant Meter

a. After ten (10) months a "Notice of Discontinuation of Service" (Tab 3) will be issued to the site and the address of record to notify the customer of the date of discontinuance of service. An extension can only be granted in writing from the Water Department Director for up to 90 additional days (as stated in Section 4.6C) and a copy of the extension shall be forwarded to the Meter Shop Supervisor. If an extension has not been approved, the meter will be removed after twelve (12) months of use.

b. Upon completion of the project the customer will notify the Meter Services office via the Hotline to request the removal of the fire hydrant meter and appurtenances. A work order will be generated

for removal of the meter.

c. Meter Section staff will remove the meter and backflow prevention assembly and return it to the Meter Shop. Once returned to the Meter Shop the meter and backflow will be tested for accuracy and functionality.

d. Meter Section Staff will contact and notify Customer Services of the final read and any charges resulting from damages to the meter and backflow or its appurtenance. These charges will be added on the customer's final bill and will be sent to the address of record. Any customer who has an outstanding balance will not receive additional meters.

e. Outstanding balances due may be deducted from deposits and any balances refunded to the customer. Any outstanding balances will be turned over to the City Treasurer for collection. Outstanding balances may also be transferred to any other existing accounts.

5. EXCEPTIONS

5.1 Any request for exceptions to this policy shall be presented, in writing, to the Customer Support Deputy Director, or his/her designee for consideration.

6. MOBILE METER

6.1 Mobile meters will be allowed on a case by case basis. All mobile meters will be protected by an approved backflow assembly and the minimum requirement will be a Reduced Pressure Principal Assembly. The two types of Mobile Meters are vehicle mounted and floating meters. Each style of meters has separate guidelines that shall be followed for the customer to retain service and are described below:

a) **Vehicle Mounted Meters**: Customer applies for and receives a City owned Fire Hydrant Meter from the Meter Shop. The customer mounts the meter on the vehicle and brings it to the Meter Shop for

inspection. After installation is approved by the Meter Shop the vehicle and meter shall be brought to the Meter Shop on a monthly basis for meter reading and on a quarterly basis for testing of the backflow assembly. Meters mounted at the owner's expense shall have the one year contract expiration waived and shall have meter or backflow changed if either fails.

b) **Floating Meters**: Floating Meters are meters that are not mounted to a vehicle. **(Note: All floating meters shall have an approved backflow assembly attached.)** The customer shall submit an application and a letter explaining the need for a floating meter to the Meter Shop. The Fire Hydrant Meter Administrator, after a thorough review of the needs of the customer, (i.e. number of jobsites per day, City contract work, lack of mounting area on work vehicle, etc.), may issue a floating meter. At the time of issue, it will be necessary for the customer to complete and sign the "Floating Fire Hydrant Meter Agreement" which states the following:

    1) The meter will be brought to the Meter Shop at 2797 Caminito Chollas, San Diego on the third week of each month for the monthly read by Meter Shop personnel.

    2) Every other month the meter will be read and the backflow will be tested. This date will be determined by the start date of the agreement.

If any of the conditions stated above are not met the Meter Shop has the right to cancel the contract for floating meter use and close the account associated with the meter. The Meter Shop will also exercise the right to refuse the issuance of another floating meter to the company in question.

Any Fire Hydrant Meter using reclaimed water shall not be allowed use again with any potable water supply. The customer shall incur the cost of replacing the meter and backflow device in this instance.

7. FEE AND DEPOSIT SCHEDULES

7.1 **Fees and Deposit Schedules:** The fees and deposits, as listed in the Rate Book of Fees and Charges, on file with the Office of the City Clerk, are based on actual reimbursement of costs of services performed, equipment and materials. Theses deposits and fees will be amended, as needed, based on actual costs. Deposits, will be refunded at the end of the use of the fire hydrant meter, upon return of equipment in good working condition and all outstanding balances on account are paid. Deposits can also be used to cover outstanding balances.

All fees for equipment, installation, testing, relocation and other costs related to this program are subject to change without prior notification. The Mayor and Council will be notified of any future changes.

8. UNAUTHORIZED USE OF WATER FROM A HYDRANT

8.1 Use of water from any fire hydrant without a properly issued and installed fire hydrant meter is theft of City property. Customers who use water for unauthorized purposes or without a City of San Diego issued meter will be prosecuted.

8.2 If any unauthorized connection, disconnection or relocation of a fire hydrant meter, or other connection device is made by anyone other than authorized Water Department personnel, the person making the connection will be prosecuted for a violation of San Diego Municipal Code, Section 67.15. In the case of a second offense, the customer's fire hydrant meter shall be confiscated and/or the deposit will be forfeited.

8.3 Unauthorized water use shall be billed to the responsible party. Water use charges shall be based on meter readings, or estimates when meter readings are not available.

8.4 In case of unauthorized water use, the customer shall be billed for all applicable charges as if proper authorization for the water use had been obtained, including but not limited to bi-monthly service charges, installation charges and removal charges.

8.5 If damage occurs to Water Department property (i.e. fire hydrant meter, backflow, various appurtenances), the cost of repairs or replacements will be charged to the customer of record (applicant).

Larry Gardner
Water Department Director

Tabs: 1. Fire Hydrant Meter Application
2. Construction & Maintenance Related Activities With No Return To Sewer
3. Notice of Discontinuation of Service

APPENDIX

Administering Division: Customer Support Division

Subject Index:
Construction Meters
Fire Hydrant
Fire Hydrant Meter Program
Meters, Floating or Vehicle Mounted
Mobile Meter
Program, Fire Hydrant Meter

Distribution: DI Manual Holders

Application for Fire Hydrant Meter (EXHIBIT A)

City of San Diego PUBLIC UTILITIES Water & Wastewater

(For Office Use Only)

NS REQ	FAC#
DATE	BY

METER SHOP (619) 527-7449

Application Date	Requested Install Date:

Meter Information

Fire Hydrant Location: (Attach Detailed Map//Thomas Bros. Map Location or Construction drawing.) Zip:	T.B.	G.B. (CITY USE)
Specific Use of Water:		
Any Return to Sewer or Storm Drain, If so , explain:		
Estimated Duration of Meter Use: ☐ Check Box if Reclaimed Water		

Company Information

Company Name:			
Mailing Address:			
City:	State:	Zip:	Phone: ( )
*Business license#	*Contractor license#		
A Copy of the Contractor's license OR Business License is required at the time of meter issuance.			
Name and Title of Billing Agent: (PERSON IN ACCOUNTS PAYABLE)			Phone: ( )
Site Contact Name and Title:			Phone: ( )
Responsible Party Name:			Title:
Cal ID#			Phone: ( )
Signature:	Date:		

Guarantees Payment of all Charges Resulting from the use of this Meter. Insures that employees of this Organization understand the proper use of Fire Hydrant Meter

☐ Fire Hydrant Meter Removal Request	Requested Removal Date:	
Provide Current Meter Location if Different from Above:		
Signature:	Title:	Date:
Phone: ( )	Pager: ( )	

☐ City Meter	☐ Private Meter		
Contract Acct #:	Deposit Amount: $ 936.00	Fees Amount: $ 62.00	
Meter Serial #	Meter Size: 05	Meter Make and Style: 6-7	
Backflow #	Backflow Size:	Backflow Make and Style:	
Name:	Signature:	Date:	

WATER USES WITHOUT ANTICIPATED CHARGES FOR RETURN TO SEWER

Auto Detailing
Backfilling
Combination Cleaners (Vactors)
Compaction
Concrete Cutters
Construction Trailers
Cross Connection Testing
Dust Control
Flushing Water Mains
Hydro Blasting
Hydro Seeing
Irrigation (for establishing irrigation only; not continuing irrigation)
Mixing Concrete
Mobile Car Washing
Special Events
Street Sweeping
Water Tanks
Water Trucks
Window Washing

Note:

1. If there is any return to sewer or storm drain, then sewer and/or storm drain fees will be charges.

Date

Name of Responsible Party
Company Name and Address
Account Number:_____

Subject: Discontinuation of Fire Hydrant Meter Service

Dear Water Department Customer:

The authorization for use of Fire Hydrant Meter #_____, located at *(Meter Location Address)* ends in 60 days and will be removed on or after *(Date Authorization Expires)*. Extension requests for an additional 90 days must be submitted in writing for consideration 30 days prior to the discontinuation date. If you require an extension, please contact the Water Department, or mail your request for an extension to:

City of San Diego
Water Department
Attention: Meter Services
2797 Caminito Chollas
San Diego, CA 92105-5097

Should you have any questions regarding this matter, please call the Fire Hydrant Hotline at (619)_____-_____.

Sincerely,

Water Department

APPENDIX B

MATERIALS TYPICALLY ACCEPTED BY CERTIFICATE OF COMPLIANCE

Materials Typically Accepted by Certificate of Compliance

1. Soil amendment
2. Fiber mulch
3. PVC or PE pipe up to 16 inch diameter
4. Stabilizing emulsion
5. Lime
6. Preformed elastomeric joint seal
7. Plain and fabric reinforced elastomeric bearing pads
8. Steel reinforced elastomeric bearing pads
9. Waterstops (Special Condition)
10. Epoxy coated bar reinforcement
11. Plain and reinforcing steel
12. Structural steel
13. Structural timber and lumber
14. Treated timber and lumber
15. Lumber and timber
16. Aluminum pipe and aluminum pipe arch
17. Corrugated steel pipe and corrugated steel pipe arch
18. Structural metal plate pipe arches and pipe arches
19. Perforated steel pipe
20. Aluminum underdrain pipe
21. Aluminum or steel entrance tapers, pipe downdrains, reducers, coupling bands and slip joints
22. Metal target plates
23. Paint (traffic striping)
24. Conductors
25. Painting of electrical equipment
26. Electrical components
27. Engineering fabric
28. Portland Cement
29. PCC admixtures
30. Minor concrete, asphalt
31. Asphalt (oil)
32. Liquid asphalt emulsion
33. Epoxy

APPENDIX C

LOCATION MAP

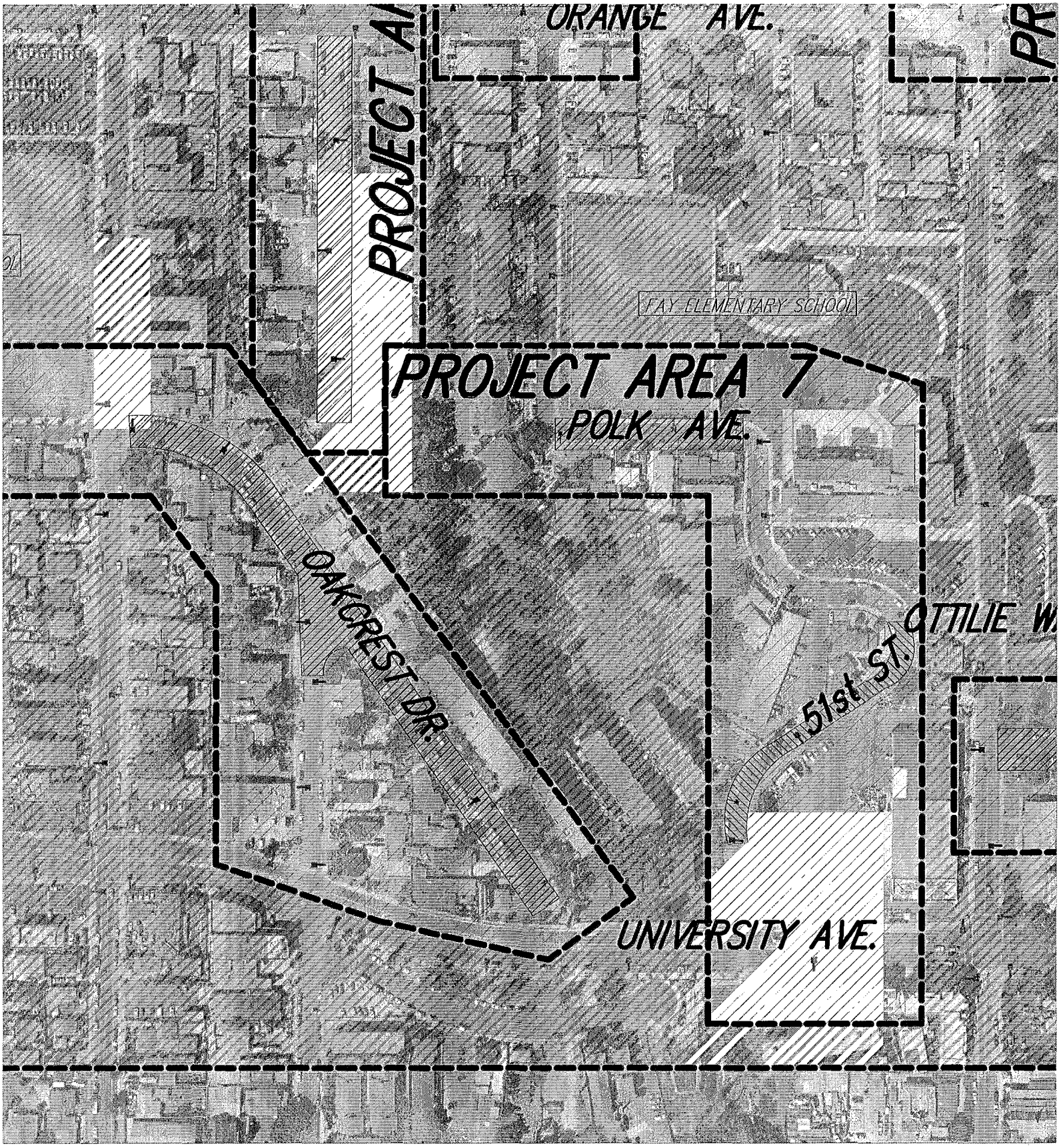

COLINA PARK NEIGHBORHOOD

SCALE: 1" = 200'

APPENDIX D

SAMPLE OF PUBLIC NOTICES



PROJECT NAME

The work will consist of:

- *Edit this information:* The construction work will include pot holing in the northbound curb lane of Torrey Pines Road between Coast Walk and Princess Street.

How your neighborhood may be impacted:

- *Edit this information:* Traffic delays due to lane closure.
- Two-way traffic will be maintained at all times.

Anticipated Construction Schedule

- *Edit this information:* The project upgrades for the entire neighborhood have been ongoing and now are scheduled to start on your street.
- The entire neighborhood project started in _____ and is anticipated to be complete in _____.

Hours and Days of Operation

- *Edit this information*: Monday to Friday (7:30 a.m. to 4 p.m.)

For questions related to this work
Call: (619) 533-4207
Email: engineering@sandiego.gov
Visit: sandiego.gov/CIP

CITY OF SAN DIEGO
PUBLIC WORKS
DEPARTMENT

This information is available in alternative formats upon request.



PROJECT NAME

The work will consist of:

- Edit this information: The construction work will include pot holing in the northbound curb lane of Torrey Pines Road between Coast Walk and Princess Street.

How your neighborhood may be impacted:

- Edit this information: Traffic delays due to lane closure.
- Two-way traffic will be maintained at all times.

Anticipated Construction Schedule

- Edit this information: The project upgrades for the entire neighborhood have been ongoing and now are scheduled to start on your street.
- The entire neighborhood project started in _____ and is anticipated to be complete in _____.

Hours and Days of Operation

- Edit this information: Monday to Friday (7:30 a.m. to 4 p.m.)

For questions related to this work
Call: (619) 533-4207
Email: engineering@sandiego.gov
Visit: sandiego.gov/CIP

CITY OF SAN DIEGO
PUBLIC WORKS
DEPARTMENT

This information is available in alternative formats upon request.

APPENDIX E

SDG&E SERVICE ORDERS

SDGE connected

A Sempra Energy utility

ELECTRIC UNDERGROUND METER & SERVICE LOCATION

Customer Copy

Notification #. 300000036725	Job #·	TB· 1270-A5
Wanted Date: ON INSPECTION	Date Prepared 05/26/2015	
Customer Type: Commercial	Service Type: STREET LIGHT CUST INSTALL UG NEW ARMS	
Project Title. P930326 POLK AV WO 48TH @ ALLEY		
Project Address:	Project City: SAN DIEGO	
Additional Address Info:		
Customer POC: Britain Yonker	Customer Phone #. 760-781-3956	
SDGE Contact: Operations Assistant	Contact Info· ,619-699-1039	

☐ Traffic Control Permit Required	☐ SDG&E Application Required-Call: 1-800-411-7343
Excavation/Encroachment Permits Required By: Customer	
Municipal Inspection required By:	Temp Service Charge due on First Bill $ 0.00

SERVICE ATTACHMENT POINT AND/OR METER LOCATION:
Customer to install 3309 hand hole in concrete within 5ft of p#930326, trench toward the west north/west quad of pole. Customer to provide all trench, backfill, 3" conduit with 3/4" measurung tape, mandrel, 3309 hand hole and street/surface repair. Contact SDG&E to schedule a pre-meet prior to excavating, at 619-699-1039.

Station ID #: 431-63	Structure #: P930326	Joint Trench With:	
Handhole Installed By: CUSTOMER	Handhole Lid Shall Read: SDG&E		Standards Page:
Ladder Arms: REQUIRED	Stop Trench. 7 1/2" from Pole		Riser Quad: North-West
Bend Installed By: SDG&E	Bend Type: CABLE POLE		Bend Info· 3" 90 DEG 36"R SCH80
Conduit Installed By· CUSTOMER		Conduit Size: 3"	
Service Panel Rating:		Number/Size of Main Switch·	Voltage: 120/240
# of Wires: 3	Phase: 1	Utilities Maximum Contribution to Fault Current·	
Metering:		Meter Clips:	

Meter height -- 4'0" min (3'0" min. for multiple installation) -- 6'3" max. From finish grade to centerline of meter base. Meters are required to be readily accessible 24 hours per day. Meters must be located in a safe area free of any potentially hazardous or dangerous condition. Provide 3-ft. x 3-ft. clear and level working space in front of meter. Where meter room is proposed, contact the planner at the nearest SDG&E office. Meter bases and meter service disconnects must be located at or immediately adjacent to each other and be identified with address and unit number.

PROCEDURE FOR INSTALLATION
1. PHONE DIG ALERT "811" AT LEAST TWO DAYS PRIOR TO TRENCHING FOR LOCATION OF UNDERGROUND UTILITIES.
2. Phone Operations Assistant at 619-699-1039 for the following:
   - 3 Working days prior to trenching to arrange pre-meet with inspector and initiate trenching process.
   - After excavation of trench, installation of conduit and service entrance equipment at meter location, CALL FOR INSPECTION. Do not cover conduit without inspector's written approval to backfill.
- When trench is backfilled and compacted, CALL FOR INSPECTION.
- If service entrance equipment is installed after backfill, CALL FOR INSPECTION OF THE EQUIPMENT
3. Meter cannot be set until inspector has approved installation, including service equipment, and receipt of city/county/state inspection

Additional Information: ☐ Right of Way Required Assessor's Parcel Number·
Please call your Operations Assistant at 619-699-1039 with questions about application, inspection, construction installation and to schedule a crew.

If SDG&E encounters hazardous or toxic material while performing construction of your project, SDG&E will halt work immediately and it will be your responsibility to remove and or clean up all hazardous or toxic material prior to SDG&E continuing construction. SDG&E shall have no liability or obligation whatsoever to cleanup, remove or remediate any hazardous or toxic materials discovered during the course of construction unless it is through negligence of SDG&E.
Customer-owned facilities to receive gas service are subject to all applicable local and state of California inspection authority requirements. Building address and/or houseline must be permanently identified prior to meter set. Information on this sheet is void after six (6) months. Keep this notice with building permit.

Planned By· Jessica Mims	Phone#: 8586365713

Cable Pole Design and Location:

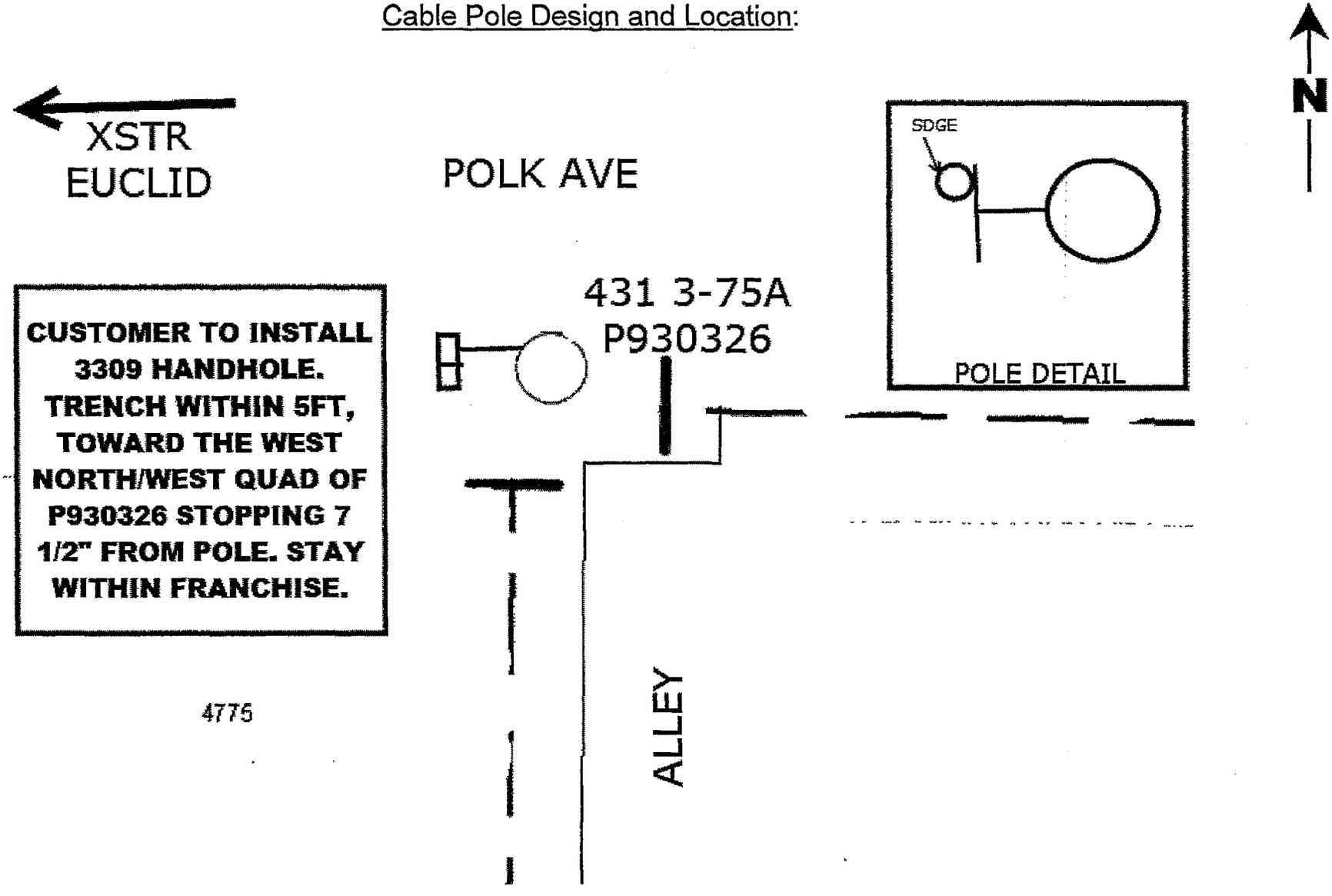

Job Notification # **300000036725**	**Date:** **05/26/15**
Planner Name: **Jessica Mims**	**Planner Phone:** **858-636-5713**
Customer Name: **City San Diego/ Britain Yonkers**	**Customer Phone:** **760-535-5005**

DIGALERT

Call 811: Two Working Days Before You Dig!

SDGE
A Sempra Energy utility

SAP

☒ SDG&E

CUSTOMER PAYMENT REMITTANCE

Invoice/CR #	**271623**
Project #	**336725**
Date	**May 26, 2015**
Preparer	**Burke, Jennifer**

Customer/Project Name:	**P930326 POLK AV WO 48TH @ ALLEY**		
Project Location:	**POLK AV WO 48TH @ ALLEY, SD**		
SDG&E Contact:	**Mims, Jessica**	**Telephone:**	**8586365713**

PAYMENT DUE: **$1,650.00**

- Make checks payable to SDG&E -

MAIL TO:

Customer Payment Services - CP61C
San Diego Gas & Electric
PO Box 129831
San Diego, CA 92112-9831

THIS REMITTANCE MUST BE RETURNED WITH PAYMENT

SDGE
A Sempra Energy company

Electric Service Invoice

October 19, 2015

CITY SAN DIEGO/BRITIAN YONKERS

Project: CITY OF SAN DIEGO LS2 SVCPTS UG 2015
Project ID#: 300000042333
Location: P737210, OAKCREST AT WINONA

Thank you for your request regarding our facilities at the above address. Attached to this invoice is the sketch for cable pole design. It contains the basic information you will need for the installation of SDG&E's facilities related to your project.

The cost, as computed below, for SDG&E's portion of the work is $1,741.00. We are no longer able to accept payments in our Project Management or Service Planning Offices. All payments must be mailed to SDG&E, Customer Payment Services CP61C, PO Box 129831 San Diego, CA 92112-9831. Please mail your check with the Customer Payment Remittance form. Send your payment as soon as possible, so our work can be scheduled to coincide with yours. Please note that the cost quoted is subject to change if not paid by December 31st, 2015. Also, construction activities cannot begin until we receive your payment.

Please Note: Requesting multiple revisions to your service order will require a re-design fee.

Please Note: If you cancel your request, we will retain a portion of your payment to cover SDG&E's expense for processing. The remaining amount, if any, will be refunded to you.

If you need any additional information, feel free to contact me at 858-636-5713 between the hours of 7:00AM to 4:00PM, Monday through Friday.

Thank you,

JESSICA MIMS

Electric service total amount	$1,741.00
Please pay this amount	$1,741.00

Attachments:
Electric Meter & Service Location Form

Beach Cities Service Order Team	Metro Service Order Team	Northeast District	North Coast Service Order Team	Orange County	Eastern Service Order Team
4848 Santa Fe Street San Diego, CA 92109 (858) 581-7544	735 33rd Street San Diego, CA 92102 (619) 230-7800	571 Enterprise Street Escondido, CA 92029 (760) 480-7745	4940 Carlsbad Blvd Carlsbad, CA 92008 (760) 476-5621	662 Camino De Los Mares San Clemente, CA 92673 (949) 361-8066	904 W. Main St. El Cajon, CA 92020 (619) 441-3969

SDGE connected

A Sempra Energy utility

STREET LIGHT SERVICE POINT

Customer Copy

Notification #: 300000042333	Job #:	TB: 1270-A5
Wanted Date: ON INSPECTION	Date Prepared: 10/21/2015	
Electric Construction Order #:	Service Type: STREET LIGHT SDGE INSTALL UG NEW ARMS	
Project Title: P737210 OAKCREST DR AT WINONA DR S/E COR		
Project Address:	Project City: SAN DIEGO	
Additional Address Info:		
Customer POC: Britain Yonker	Customer Phone #: 760-781-3956	
SDGE Contact: Operations Assistant	Contact Info: ,619-699-1039	

☐ Traffic Control Permit Required

Excavation/Encroachment Permits Required By:

Municipal Inspection required By:

SERVICE ATTACHMENT POINT:
Customer to install 3309 hand hole in concrete within 5feet east of P737210, trench toward the south/east quad of pole. Customer to provide all trench, backfill, 3" conduit with ¾" measuring tape, mandrel, 3309 hand hole (labeled SDG&E) and street/surface repair. Contact SDG&E to schedule a pre-trench inspection at 619-699-1039 prior to excavating

Station ID #: 431-133	Structure #: P737210		
Handhole Installed By: CUSTOMER	Handhole Lid Shall Read: SDG&E		Standards Page: 3309.1
Ladder Arms: REQUIRED	Stop Trench: 7 1/2" from Pole		Riser Quad: South-East
Bend Installed By: SDG&E	Bend Type: CABLE POLE		Bend Info: 3" 90 DEG 36"R SCH80
Conduit Installed By: CUSTOMER		Conduit Size: 3"	
# of Wires: 3		Phase: 1	Voltage:120/240

Meter height -- 4'0" min. (3'0" min. for multiple installation) -- 6'3" max. From finish grade to centerline of meter base. Meters are required to be readily accessible 24 hours per day. Meters must be located in a safe area free of any potentially hazardous or dangerous condition. Provide 3-ft. x 3-ft. clear and level working space in front of meter. Where meter room is proposed, contact the planner at the nearest SDG&E office. Meter bases and meter service disconnects must be located at or immediately adjacent to each other and be identified with address and unit number.

PROCEDURE FOR INSTALLATION
1. PHONE DIG ALERT "811" AT LEAST TWO DAYS PRIOR TO TRENCHING FOR LOCATION OF UNDERGROUND UTILITIES.
2. Phone Operations Assistant at 619-699-1039 for the following:
   - 3 Working days prior to trenching to arrange pre-meet with inspector and initiate trenching process.
   - After excavation of trench, installation of conduit and service entrance equipment at meter location, CALL FOR INSPECTION. Do not cover conduit without inspector's written approval to backfill.
- When trench is backfilled and compacted, CALL FOR INSPECTION.
- If service entrance equipment is installed after backfill, CALL FOR INSPECTION OF THE EQUIPMENT.
3. Meter cannot be set until inspector has approved installation, including service equipment, and receipt of city/county/state inspection

Additional Information: ☐ Right of Way Required Assessor's Parcel Number:
Please call your Operations Assistant at 619-699-1039 with questions about application, inspection, construction installation and to schedule a crew.

If SDG&E encounters hazardous or toxic material while performing construction of your project, SDG&E will halt work immediately and it will be your responsibility to remove and or clean up all hazardous or toxic material prior to SDG&E continuing construction. SDG&E shall have no liability or obligation whatsoever to cleanup, remove or remediate any hazardous or toxic materials discovered during the course of construction unless it is through negligence of SDG&E.
Customer-owned facilities to receive gas service are subject to all applicable local and state of California inspection authority requirements. Building address and/or houseline must be permanently identified prior to meter set. Information on this sheet is void after six (6) months. Keep this notice with building permit.

Planned By: Jessica Mims	Phone#: 8586365713

CABLE POLE DESIGN AND LOCATION:

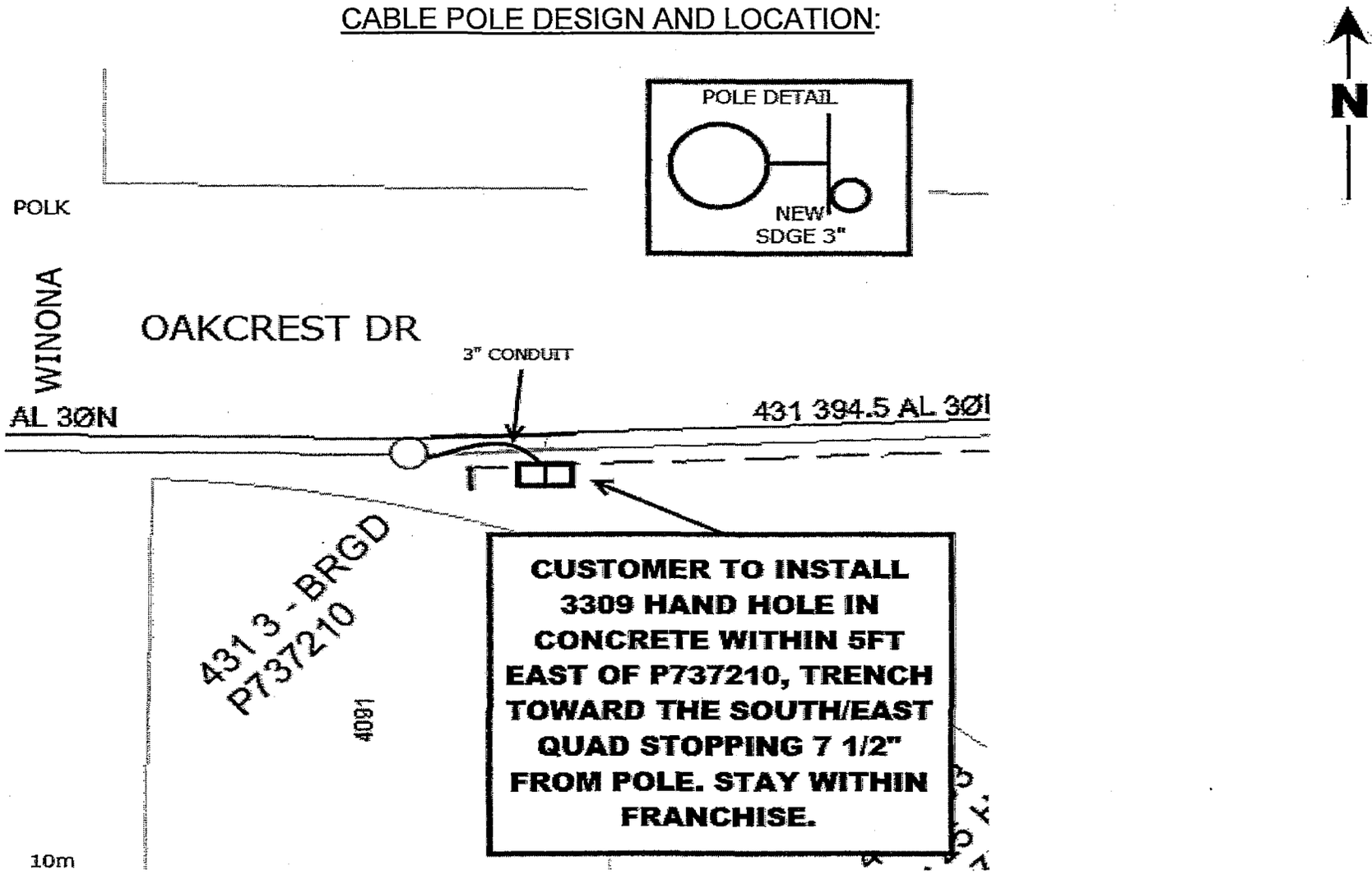

Job Notification # **300000042333**	**Date:** **10/21/15**
Planner Name: **Jessica Mims**	**Planner Phone:** **858-636-5713**
Customer Name: **City San Diego/Britain Yonkers**	**Customer Phone:** **760-535-5005**
P/G 1270 A5	

DIGALERT

Call 811: Two Working Days Before You Dig!

SDGE

Sempra Energy utility

[x] SDG&E

CUSTOMER PAYMENT REMITTANCE

Invoice/CR #	274085
Project #	342333
Date	October 22, 2015
Preparer	Kutsenda, Melanie

Customer/Project Name:	P737210 OAKCREST DR AT WINONA DR S/		
Project Location:	OAKCREST DR AT WINONA DR SD CA		
SDG&E Contact:	Mims, Jessica	Telephone:	858-636-5713

PAYMENT DUE: $1,741.00

- Make checks payable to SDG&E -

MAIL TO:

Customer Payment Services - CP61C
San Diego Gas & Electric
PO Box 129831
San Diego, CA 92112-9831

THIS REMITTANCE MUST BE RETURNED WITH PAYMENT

SDGE connected

A Sempra Energy utility™

ELECTRIC UNDERGROUND METER & SERVICE LOCATION

Customer Copy

Notification #: 300000042334	Job #:	TB: 1270-A5
Wanted Date: ON INSPECTION	Date Prepared: 05/27/2015	
Customer Type: Commercial	Service Type. STREET LIGHT CUST INSTALL UG NEW ARMS	
Project Title: P2135074299 OAKCREST DR E&SO WINONA 390'		
Project Address:	Project City: SAN DIEGO	
Additional Address Info:		
Customer POC: Britain Yonker	Customer Phone #: 760-781-3956	
SDGE Contact: Operations Assistant	Contact Info: ,619-699-1039	

☐ Traffic Control Permit Required	☐ SDG&E Application Required-Call. 1-800-411-7343
Excavation/Encroachment Permits Required By. Customer	
Municipal Inspection required By:	Temp Service Charge due on First Bill $ 0 00

SERVICE ATTACHMENT POINT AND/OR METER LOCATION:
Customer to install 3309 hand hole in dirt within 5ft of P#2135074299, trench toward the South/East quad of pole Customer to provide all trench, backfill, 3" conduit with 3/4" measuring tape, mandrel, 3309 hand hole and street/surface repair. Contact SDG&E to schedule a pre-meet prior to excavating, at 619-699-1039.

Station ID #: 431-133	Structure #: P2135074299	Joint Trench With.	
Handhole Installed By: CUSTOMER	Handhole Lid Shall Read: SDG&E	Standards Page.	
Ladder Arms: REQUIRED	Stop Trench. 7 1/2" from Pole	Riser Quad: South-East	
Bend Installed By: SDG&E	Bend Type: CABLE POLE	Bend Info: 3" 90 DEG 36"R SCH80	
Conduit Installed By: CUSTOMER	Conduit Size. 3"		
Service Panel Rating	Number/Size of Main Switch:	Voltage: 120/240	
# of Wires: 3	Phase: 1	Utilities Maximum Contribution to Fault Current:	
Metering:	Meter Clips:		

Meter height -- 4'0" min. (3'0" min. for multiple installation) -- 6'3" max. From finish grade to centerline of meter base Meters are required to be readily accessible 24 hours per day. Meters must be located in a safe area free of any potentially hazardous or dangerous condition. Provide 3-ft. x 3-ft. clear and level working space in front of meter. Where meter room is proposed, contact the planner at the nearest SDG&E office. Meter bases and meter service disconnects must be located at or immediately adjacent to each other and be identified with address and unit number.

PROCEDURE FOR INSTALLATION

1. PHONE DIG ALERT "811" AT LEAST TWO DAYS PRIOR TO TRENCHING FOR LOCATION OF UNDERGROUND UTILITIES.
2. Phone Operations Assistant at 619-699-1039 for the following.
   - 3 Working days prior to trenching to arrange pre-meet with inspector and initiate trenching process.
   - After excavation of trench, installation of conduit and service entrance equipment at meter location, CALL FOR INSPECTION. Do not cover conduit without inspector's written approval to backfill.
   - When trench is backfilled and compacted, CALL FOR INSPECTION
   - If service entrance equipment is installed after backfill, CALL FOR INSPECTION OF THE EQUIPMENT.
3. Meter cannot be set until inspector has approved installation, including service equipment, and receipt of city/county/state inspection

Additional Information: ☐ Right of Way Required Assessor's Parcel Number:
Please call your Operations Assistant at 619-699-1039 with questions about application, inspection, construction installation and to schedule a crew.

If SDG&E encounters hazardous or toxic material while performing construction of your project, SDG&E will halt work immediately and it will be your responsibility to remove and or clean up all hazardous or toxic material prior to SDG&E continuing construction. SDG&E shall have no liability or obligation whatsoever to cleanup, remove or remediate any hazardous or toxic materials discovered during the course of construction unless it is through negligence of SDG&E.
Customer-owned facilities to receive gas service are subject to all applicable local and state of California inspection authority requirements Building address and/or houseline must be permanently identified prior to meter set. Information on this sheet is void after six (6) months. Keep this notice with building permit.

Planned By: Jessica Mims	Phone# 8586365713

Cable Pole Design and Location:

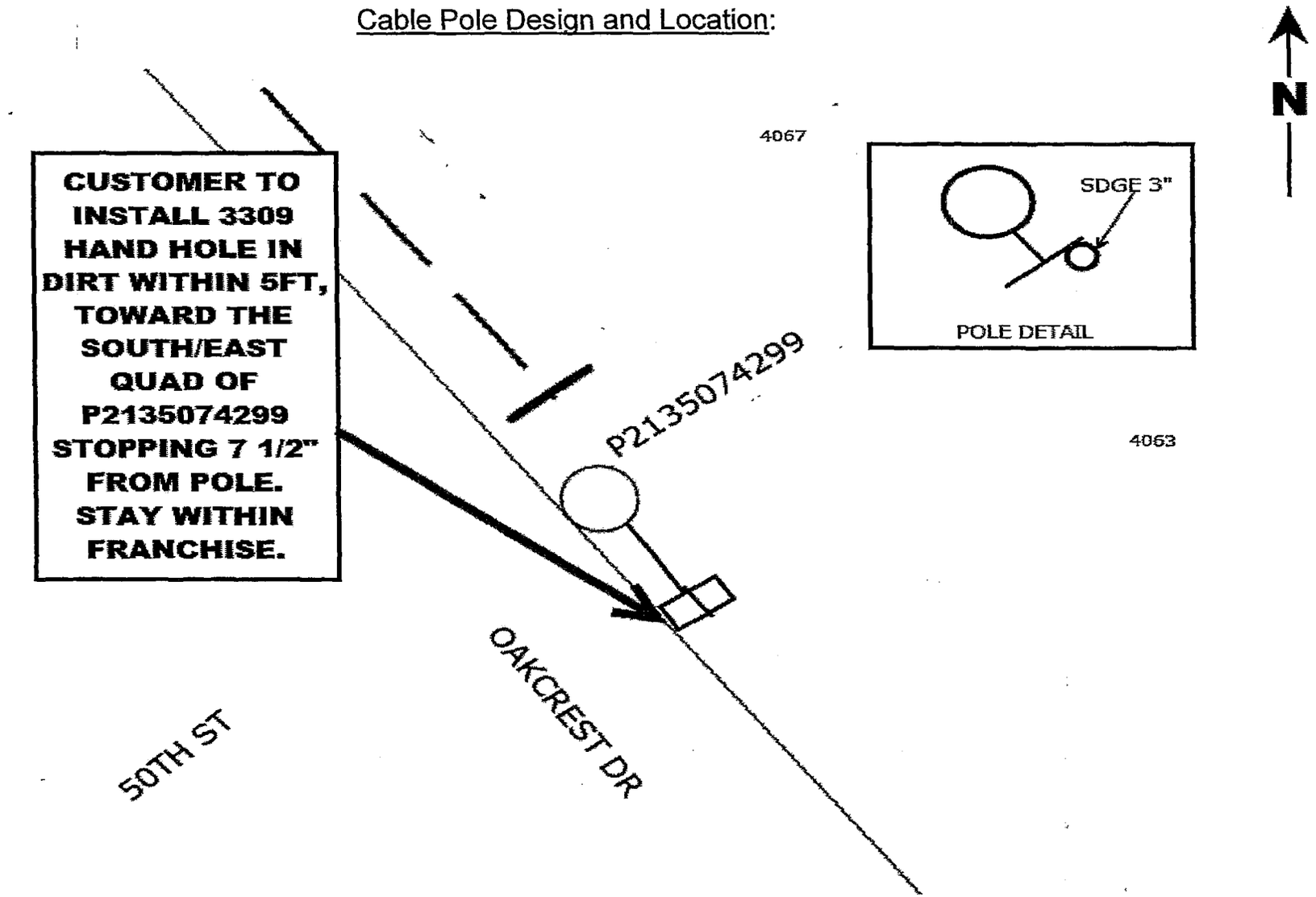

Job Notification # 300000042334	**Date:** 05/27/15
Planner Name: Jessica Mims	**Planner Phone:** 858-636-5713
Customer Name: City San Diego/Britain Yonkers	**Customer Phone:** 760-535-5005

DIGALERT

Call 811: Two Working Days Before You Dig!

SDGE

A Sempra Energy utility

SDG&E SAP

CUSTOMER PAYMENT REMITTANCE

Invoice/CR #	271635
Project #	034240
Date	May 27, 2015
Preparer	Dors, Debra

Customer/Project Name:	CITY OF SAN DIEGO
Project Location:	4067 OAKCREST DR SD P2135074299
SDG&E Contact:	Mims, Jessica
Telephone:	8586365713

PAYMENT DUE: $1,650.00

- Make checks payable to SDG&E -

MAIL TO:

Customer Payment Services - CP61C
San Diego Gas & Electric
PO Box 129831
San Diego, CA 92112-9831

THIS REMITTANCE MUST BE RETURNED WITH PAYMENT

SDGE

A Sempra Energy company

Electric Service Invoice

June 12, 2015

City San Diego/Britain Yonkers

Project City of San Diego LS2 Svc Pts UG 2015
Project ID# 300000042337
Location. pole p#578842, E/O 52nd ST N/O University Ave on 52nd PL

Thank you for your request regarding our facilities at the above address Attached to this invoice is the cable pole design location It contains the basic information you will need for the installation of SDG&E's facilities related to your project

The cost, as computed below, for SDG&E's portion of the work is $1,781 00 We are no longer able to accept payments in our Project Management or Service Planning Offices. All payments must be mailed to SDG&E, Customer Payment Services CP61C, PO Box 129831 San Diego, CA 92112-9831 Please mail your check with the Customer Payment Remittance form in the enclosed envelope. Send your payment as soon as possible, so our work can be scheduled to coincide with yours Please note the cost quoted is subject to change if not paid by September 16, 2015 Also, construction activities cannot begin until we receive your payment

Please Note: Requesting multiple revisions to your service order will require a re-design fee.

Please Note: If you cancel your request, we will retain a portion of your payment to cover SDG&E's expense for processing. The remaining amount, if any, will be refunded to you.

If you need any additional information, feel free to contact me at 858-636-5713 between the hours of 7 00AM to 4.00PM, Monday through Friday

Thank you,

Jessica Mims

Electric service total amount	$1,781 00
Please pay this amount	$1,781 00

Attachments
Cable Pole Design and Location

Beach Cities Service Order Team	Metro Service Order Team	Northeast District	North Coast Service Order Team	Orange County	Eastern Service Order Team
4848 Santa Fe Street San Diego, CA 92109 (858) 581-7544	735 33rd Street San Diego, CA 92102 (619) 230-7800	571 Enterprise Street Escondido, CA 92029 (760) 480-7745	4940 Carlsbad Blvd Carlsbad, CA 92008 (760) 476-5621	662 Camino De Los Mares San Clemente, CA 92673 (949) 361-8066	904 W Main St El Cajon, CA 92020 (619) 441-3969

P578842 3x42337

|x SDG&E

CUSTOMER PAYMENT REMITTANCE

Invoice/CR #	**271833**
Project #	**342337**
Date	**June 12, 2015**
Preparer	**Kutsenda, Melanie**

Customer/Project Name:	**P578842 52ND PL E/O 52ND ST 335" N/**		
Project Location:	**P578842 52ND PL E/O 52ND ST**		
SDG&E Contact:	**Mims, Jessica**	**Telephone:**	**8586365713**

PAYMENT DUE: **$1,781.00**

- Make checks payable to SDG&E -

MAIL TO:

Customer Payment Services - CP61C
San Diego Gas & Electric
PO Box 129831
San Diego, CA 92112-9831

THIS REMITTANCE MUST BE RETURNED WITH PAYMENT

SDGE connected

A Sempra Energy utility

ELECTRIC UNDERGROUND METER & SERVICE LOCATION

Customer Copy

Notification # 300000042337	Job #	TB 1270-A5
Wanted Date ON INSPECTION	Date Prepared 06/12/2015	
Customer Type Commercial	Service Type STREET LIGHT CUST INSTALL UG NEW ARMS	
Project Title P578842 52ND PL E/O 52ND ST 335' N/S		
Project Address	Project City LAKESIDE	
Additional Address Info		
Customer POC Fernando Lasaga	Customer Phone # 619-533-7406	
SDGE Contact Operations Assistant	Contact Info ,619-699-1039	

☐ Traffic Control Permit Required	☐ SDG&E Application Required-Call 1-800-411-7343
Excavation/Encroachment Permits Required By	
Municipal Inspection required By	Temp Service Charge due on First Bill $ 0 00

SERVICE ATTACHMENT POINT AND/OR METER LOCATION:
Locate 3309 handhole in sidewalk 5 to 10 feet from pole P578842, trench toward south/east quad of pole Customer to provide all trench, backfill, 3"inch conduit with 3/4" pulling and measuring tape, mandrel, 3309 handhole and street/surface repair Contact SDG&E to schedule a pre-meet prior to excavating, at 619-699-1039

Station ID # 168-700	Structure # P578842	Joint Trench With	
Handhole Installed By CUSTOMER	Handhole Lid Shall Read SDG&E		Standards Page
Ladder Arms REQUIRED	Stop Trench 7 1/2" from Pole		Riser Quad South-East
Bend Installed By SDG&E	Bend Type CABLE POLE		Bend Info 3" 90 DEG 36"R SCH80
Conduit Installed By CUSTOMER		Conduit Size 3"	
Service Panel Rating		Number/Size of Main Switch	Voltage 120/240
# of Wires 3	Phase 1	Utilities Maximum Contribution to Fault Current	
Metering		*Meter Clips*	

Meter height -- 4'0" min (3'0" min for multiple installation) -- 6'3" max From finish grade to centerline of meter base Meters are required to be readily accessible 24 hours per day Meters must be located in a safe area free of any potentially hazardous or dangerous condition Provide 3-ft x 3-ft clear and level working space in front of meter Where meter room is proposed, contact the planner at the nearest SDG&E office Meter bases and meter service disconnects must be located at or immediately adjacent to each other and be identified with address and unit number

PROCEDURE FOR INSTALLATION
1 PHONE DIG ALERT "811" AT LEAST TWO DAYS PRIOR TO TRENCHING FOR LOCATION OF UNDERGROUND UTILITIES
2 Phone Operations Assistant at 619-699-1039 for the following
- 3 Working days prior to trenching to arrange pre-meet with inspector and initiate trenching process
- After excavation of trench, installation of conduit and service entrance equipment at meter location, CALL FOR INSPECTION Do not cover conduit without inspector's written approval to backfill
- When trench is backfilled and compacted, CALL FOR INSPECTION
- If service entrance equipment is installed after backfill, CALL FOR INSPECTION OF THE EQUIPMENT
3 Meter cannot be set until inspector has approved installation, including service equipment, and receipt of city/county/state inspection

Additional Information: ☐ Right of Way Required Assessor's Parcel Number
Please call your Operations Assistant at 619-699-1039 with questions about application, inspection, construction installation and to schedule a crew

If SDG&E encounters hazardous or toxic material while performing construction of your project, SDG&E will halt work immediately and it will be your responsibility to remove and or clean up all hazardous or toxic material prior to SDG&E continuing construction SDG&E shall have no liability or obligation whatsoever to cleanup, remove or remediate any hazardous or toxic materials discovered during the course of construction unless it is through negligence of SDG&E
Customer-owned facilities to receive gas service are subject to all applicable local and state of California inspection authority requirements Building address and/or houseline must be permanently identified prior to meter set Information on this sheet is void after six (6) months Keep this notice with building permit

Planned By Jessica Mims	Phone# 8586365713

CABLE POLE DESIGN AND LOCATION:

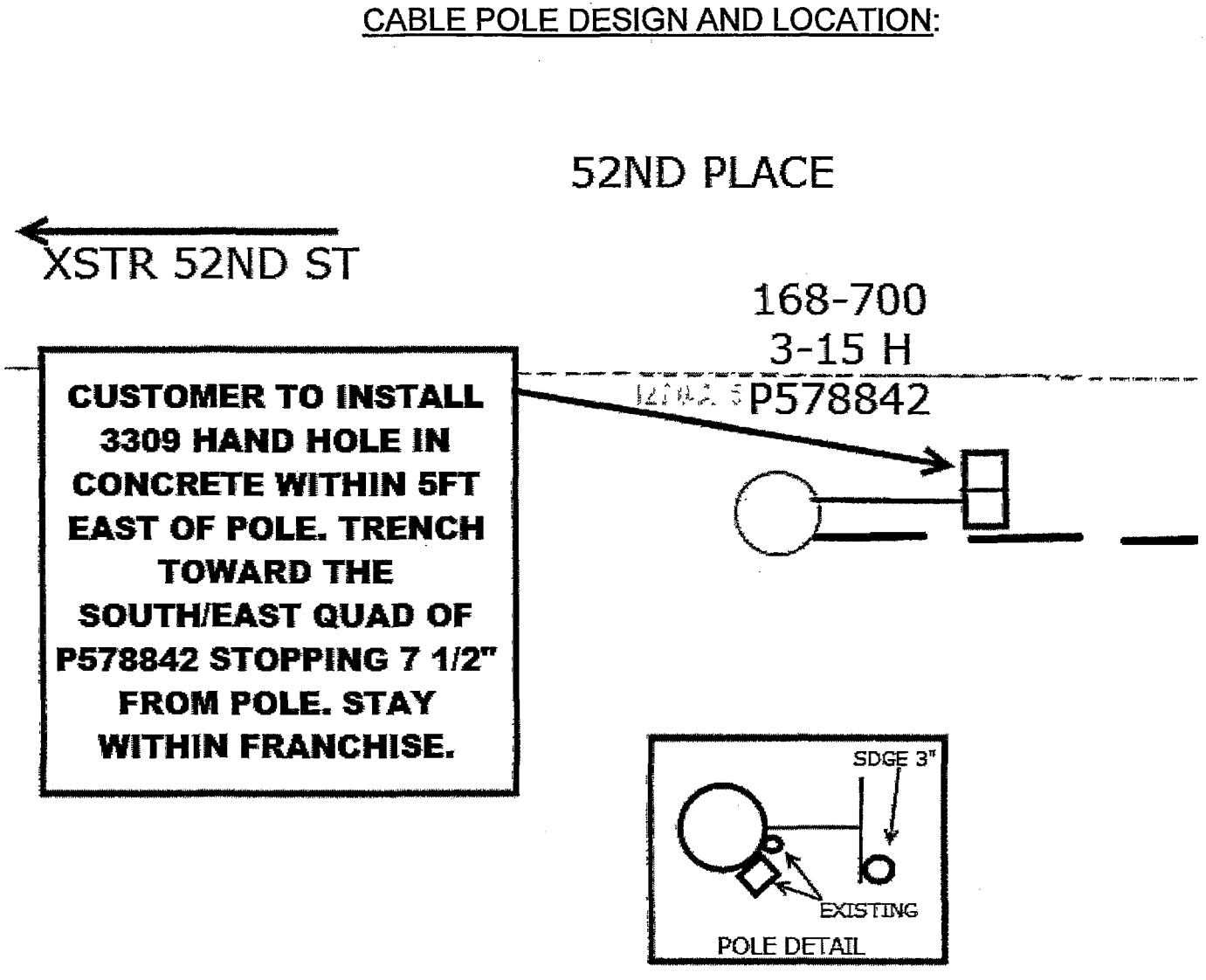

Job Notification # 300000042337	**Date:** 06/12/15
Planner Name: Jessica Mims	**Planner Phone:** 858-636-5713
Customer Name: City San Diego/Britain Yonkers	**Customer Phone:** 760-535-5005
P/G 1270 A5	

DIGALERT
Call 811 Two Working Days Before You Dig!

SDGE
Sempra Energy utility

SDGE®
A Sempra Energy company

Electric Service Invoice

June 12, 2015

City San Diego/Britain Yonkers

Project. City of San Diego LS2 Svc Pts UG 2015
Project ID# 300000042338
Location· pole p#739544, near 5045 Trojan @ Altadena

Thank you for your request regarding our facilities at the above address Attached to this invoice is the cable pole design location It contains the basic information you will need for the installation of SDG&E's facilities related to your project

The cost, as computed below, for SDG&E's portion of the work is $1,697 00 We are no longer able to accept payments in our Project Management or Service Planning Offices All payments must be mailed to SDG&E, Customer Payment Services CP61C, PO Box 129831 San Diego, CA 92112-9831 Please mail your check with the Customer Payment Remittance form in the enclosed envelope Send your payment as soon as possible, so our work can be scheduled to coincide with yours Please note the cost quoted is subject to change if not paid by September 16, 2015 Also, construction activities cannot begin until we receive your payment

Please Note: Requesting multiple revisions to your service order will require a re-design fee.

Please Note: If you cancel your request, we will retain a portion of your payment to cover SDG&E's expense for processing. The remaining amount, if any, will be refunded to you.

If you need any additional information, feel free to contact me at 858-636-5713 between the hours of 7 00AM to 4·00PM, Monday through Friday

Thank you,

Jessica Mims

Electric service total amount	$1,697 00
Please pay this amount	$1,697 00

Attachments
Cable Pole Design and Location

Beach Cities Service Order Team	Metro Service Order Team	Northeast District	North Coast Service Order Team	Orange County	Eastern Service Order Team
4848 Santa Fe Street San Diego, CA 92109 (858) 581-7544	735 33rd Street San Diego, CA 92102 (619) 230-7800	571 Enterprise Street Escondido, CA 92029 (760) 480-7745	4940 Carlsbad Blvd Carlsbad, CA 92008 (760) 476-5621	662 Camino De Los Mares San Clemente, CA 92673 (949) 361-8066	904 W Main St El Cajon, CA 92020 (619) 441-3969

P739544 3x42338

[x] SDG&E

CUSTOMER PAYMENT REMITTANCE

Invoice/CR #	271837
Project #	342338 SAP
Date	June 12, 2015
Preparer	Kutsenda, Melanie

Customer/Project Name:	P739544 TROJAN AT ALTADENA		
Project Location:	P739544 TROJAN AT ALTADENA		
SDG&E Contact:	Mims, Jessica	Telephone:	8586365713

PAYMENT DUE: $1,697.00

- Make checks payable to SDG&E -

MAIL TO:

Customer Payment Services - CP61C
San Diego Gas & Electric
PO Box 129831
San Diego, CA 92112-9831

THIS REMITTANCE MUST BE RETURNED WITH PAYMENT

SDGE connected

A Sempra Energy utility

ELECTRIC UNDERGROUND METER & SERVICE LOCATION

Customer Copy

Notification # 300000042338	Job #	TB 1270-A5
Wanted Date ON INSPECTION	Date Prepared 06/12/2015	
Customer Type Commercial	Service Type STREET LIGHT CUST INSTALL UG NEW ARMS	
Project Title P739544 TROJAN AT ALTADENA		
Project Address	Project City SAN DIEGO	
Additional Address Info		
Customer POC Fernando Lasaga	Customer Phone # 619-533-7406	
SDGE Contact Operations Assistant	Contact Info ,619-699-1039	

☐ Traffic Control Permit Required	☐ SDG&E Application Required-Call 1-800-411-7343
Excavation/Encroachment Permits Required By	
Municipal Inspection required By	Temp Service Charge due on First Bill $ 0 00

SERVICE ATTACHMENT POINT AND/OR METER LOCATION:
Locate 3309 handhole in sidewalk or dirt 5 to 10 feet south of pole P739544, trench toward the south/west quad of pole Customer to provide all trench, backfill, 3" inch conduit with 3/4" pulling and measuring tape, mandrel, 3309 handhole and street/surface repair Contact SDG&E to schedule a pre-meet prior to excavating at 619-699-1039

Station ID # 431-143	Structure # P739544	Joint Trench With	
Handhole Installed By CUSTOMER	Handhole Lid Shall Read SDG&E		Standards Page
Ladder Arms REQUIRED	Stop Trench 7 1/2" from Pole		Riser Quad South-West
Bend Installed By SDG&E	Bend Type CABLE POLE		Bend Info 3" 90 DEG 36"R SCH80
Conduit Installed By CUSTOMER		Conduit Size 3"	
Service Panel Rating		Number/Size of Main Switch	Voltage 120/240
# of Wires 3	Phase 1	Utilities Maximum Contribution to Fault Current	
Metering		Meter Clips	

Meter height -- 4'0" min (3'0" min for multiple installation) -- 6'3" max From finish grade to centerline of meter base Meters are required to be readily accessible 24 hours per day Meters must be located in a safe area free of any potentially hazardous or dangerous condition Provide 3-ft x 3-ft clear and level working space in front of meter Where meter room is proposed, contact the planner at the nearest SDG&E office Meter bases and meter service disconnects must be located at or immediately adjacent to each other and be identified with address and unit number

PROCEDURE FOR INSTALLATION
1 PHONE DIG ALERT "811" AT LEAST TWO DAYS PRIOR TO TRENCHING FOR LOCATION OF UNDERGROUND UTILITIES
2 Phone Operations Assistant at 619-699-1039 for the following
- 3 Working days prior to trenching to arrange pre-meet with inspector and initiate trenching process
- After excavation of trench, installation of conduit and service entrance equipment at meter location, CALL FOR INSPECTION Do not cover conduit without inspector's written approval to backfill
- When trench is backfilled and compacted, CALL FOR INSPECTION
- If service entrance equipment is installed after backfill, CALL FOR INSPECTION OF THE EQUIPMENT
3 Meter cannot be set until inspector has approved installation, including service equipment, and receipt of city/county/state inspection

Additional Information: ☐ Right of Way Required Assessor's Parcel Number
Please call your Operations Assistant at 619-699-1039 with questions about application, inspection, construction installation and to schedule a crew

If SDG&E encounters hazardous or toxic material while performing construction of your project, SDG&E will halt work immediately and it will be your responsibility to remove and or clean up all hazardous or toxic material prior to SDG&E continuing construction SDG&E shall have no liability or obligation whatsoever to cleanup, remove or remediate any hazardous or toxic materials discovered during the course of construction unless it is through negligence of SDG&E
Customer-owned facilities to receive gas service are subject to all applicable local and state of California inspection authority requirements Building address and/or houseline must be permanently identified prior to meter set Information on this sheet is void after six (6) months Keep this notice with building permit

Planned By Jessica Mims	Phone# 8586365713

CABLE POLE DESIGN AND LOCATION:

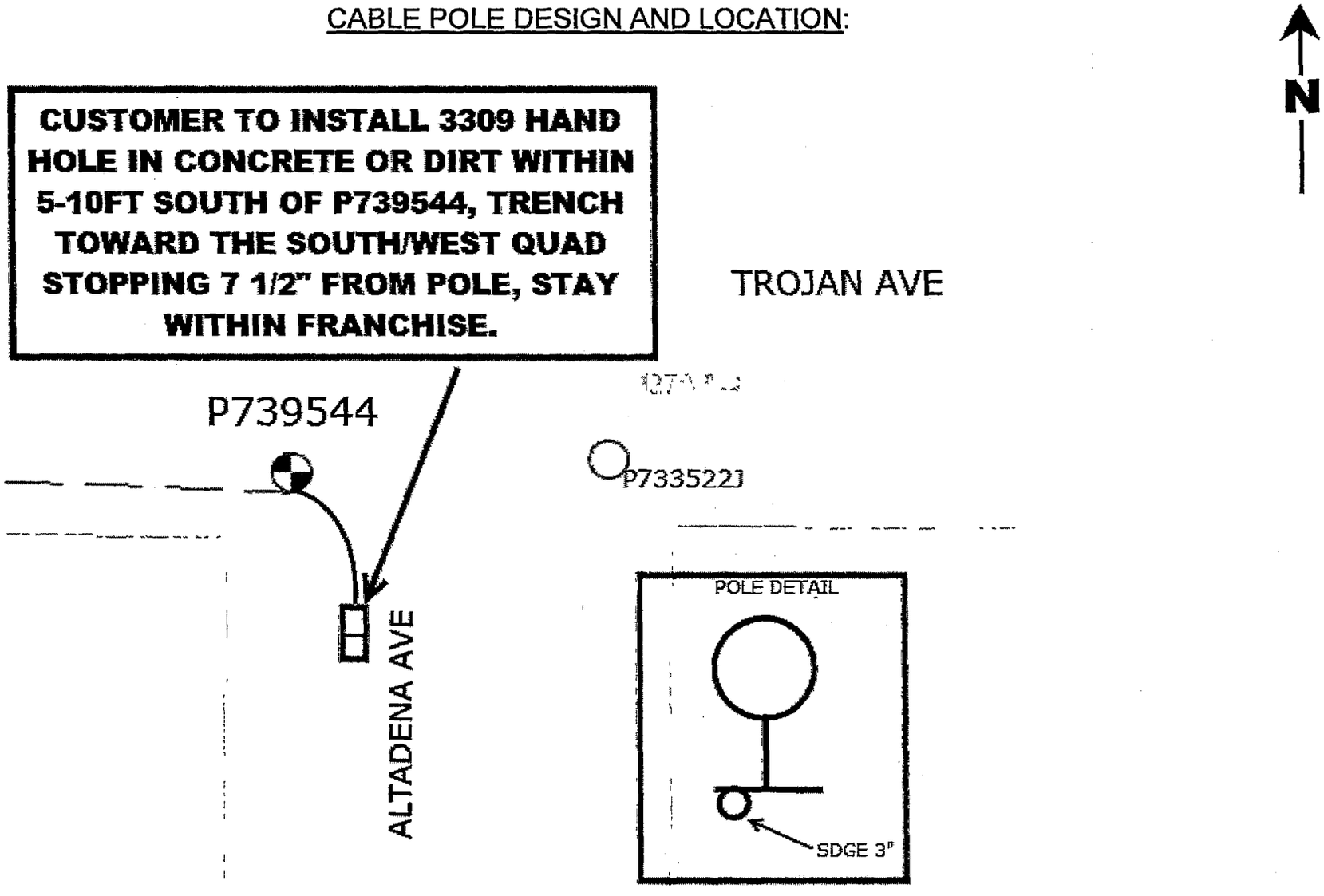

Job Notification # 300000042338	**Date:** 06/12/15
Planner Name: Jessica Mims	**Planner Phone:** 858-636-5713
Customer Name: City San Diego/Britain Yonkers	**Customer Phone:** 760-535-5005
P/G 1270 A4	

DIGALERT

Call 811 Two Working Days Before You Dig!

SDGE

A Sempra Energy utility

SDGE

A Sempra Energy company

Electric Service Invoice

June 16, 2015

City San Diego/Britain Yonkers

Project: City of San Diego LS2 Svc Pts UG 2015
Project ID# 300000042351
Location: pole p#737248, at south/west corner of Trojan & 50th St

Thank you for your request regarding our facilities at the above address Attached to this invoice is the cable pole design location It contains the basic information you will need for the installation of SDG&E's facilities related to your project

The cost, as computed below, for SDG&E's portion of the work is $1,781 00 We are no longer able to accept payments in our Project Management or Service Planning Offices All payments must be mailed to SDG&E, Customer Payment Services CP61C, PO Box 129831 San Diego, CA 92112-9831 Please mail your check with the Customer Payment Remittance form in the enclosed envelope Send your payment as soon as possible, so our work can be scheduled to coincide with yours Please note the cost quoted is subject to change if not paid by September 25, 2015. Also, construction activities cannot begin until we receive your payment

Please Note: Requesting multiple revisions to your service order will require a re-design fee.

Please Note: If you cancel your request, we will retain a portion of your payment to cover SDG&E's expense for processing. The remaining amount, if any, will be refunded to you.

If you need any additional information, feel free to contact me at 858-636-5713 between the hours of 7 00AM to 4:00PM, Monday through Friday

Thank you,

Jessica Mims

Electric service total amount	$1,781 00
Please pay this amount	$1,781 00

Attachments
Cable Pole Design and Location

Beach Cities Service Order Team	Metro Service Order Team	Northeast District	North Coast Service Order Team	Orange County	Eastern Service Order Team
4848 Santa Fe Street San Diego, CA 92109 (858) 581-7544	735 33rd Street San Diego, CA 92102 (619) 230-7800	571 Enterprise Street Escondido, CA 92029 (760) 480-7745	4940 Carlsbad Blvd Carlsbad, CA 92008 (760) 476-5621	662 Camino De Los Mares San Clemente, CA 92673 (949) 361-8066	904 W Main St El Cajon, CA 92020 (619) 441-3969

3X42351 P737248

SDG&E

CUSTOMER PAYMENT REMITTANCE

Invoice/CR #	**271880**
Project #	**342351** SAP
Date	**June 16, 2015**
Preparer	**Kutsenda, Melanie**

Customer/Project Name:	**P737248 50TH ST @ TROJAN AV SW**
Project Location:	**P737248 50TH ST @ TROJAN AV SW**
SDG&E Contact:	**Mims, Jessica**
Telephone:	**8586365713**

PAYMENT DUE: **$1,781.00**

- Make checks payable to SDG&E -

MAIL TO:

Customer Payment Services - CP61C
San Diego Gas & Electric
PO Box 129831
San Diego, CA 92112-9831

THIS REMITTANCE MUST BE RETURNED WITH PAYMENT

SDGE connected

A Sempra Energy utility

ELECTRIC UNDERGROUND METER & SERVICE LOCATION

Customer Copy

Notification # 300000042351	Job #	TB 1270-A4
Wanted Date ON INSPECTION	Date Prepared 06/16/2015	
Customer Type Commercial	Service Type STREET LIGHT CUST INSTALL UG NEW ARMS	
Project Title P737248 50TH ST @ TROJAN AV SW		
Project Address	Project City SAN DIEGO	
Additional Address Info		
Customer POC Fernando Lasaga	Customer Phone # 619-533-7406	
SDGE Contact Operations Assistant	Contact Info ,619-699-1039	

☐ Traffic Control Permit Required	☐ SDG&E Application Required-Call 1-800-411-7343
Excavation/Encroachment Permits Required By	
Municipal Inspection required By	Temp Service Charge due on First Bill $ 0 00

SERVICE ATTACHMENT POINT AND/OR METER LOCATION:
Locate 3309 handhole in sidewalk or dirt within 5 to 10 feet pole P737248 Customer to provide all trench, backfill, 3" inch conduit with 3/4" pulling and measuring tape, mandrel, 3309 handhole and street/surface repair Contact SDGE at 619-699-1039 to schedule a pre-meet prior to excavating

Station ID # 431-120	Structure # P737248	Joint Trench With	
Handhole Installed By CUSTOMER	Handhole Lid Shall Read SDG&E		Standards Page
Ladder Arms REQUIRED	Stop Trench 7 1/2" from Pole		Riser Quad South-West
Bend Installed By SDG&E	Bend Type CABLE POLE		Bend Info 3" 90 DEG 36"R SCH80
Conduit Installed By CUSTOMER		Conduit Size 3"	
Service Panel Rating		Number/Size of Main Switch	Voltage 120/240
# of Wires 3	Phase 1	Utilities Maximum Contribution to Fault Current	
Metering		Meter Clips	

Meter height -- 4'0" min (3'0" min for multiple installation) -- 6'3" max From finish grade to centerline of meter base Meters are required to be readily accessible 24 hours per day Meters must be located in a safe area free of any potentially hazardous or dangerous condition Provide 3-ft x 3-ft clear and level working space in front of meter Where meter room is proposed, contact the planner at the nearest SDG&E office Meter bases and meter service disconnects must be located at or immediately adjacent to each other and be identified with address and unit number

PROCEDURE FOR INSTALLATION
1 PHONE DIG ALERT "811" AT LEAST TWO DAYS PRIOR TO TRENCHING FOR LOCATION OF UNDERGROUND UTILITIES
2 Phone Operations Assistant at 619-699-1039 for the following
- 3 Working days prior to trenching to arrange pre-meet with inspector and initiate trenching process
- After excavation of trench, installation of conduit and service entrance equipment at meter location, CALL FOR INSPECTION Do not cover conduit without inspector's written approval to backfill
- When trench is backfilled and compacted, CALL FOR INSPECTION
- If service entrance equipment is installed after backfill, CALL FOR INSPECTION OF THE EQUIPMENT
3 Meter cannot be set until inspector has approved installation, including service equipment, and receipt of city/county/state inspection

Additional Information: ☐ Right of Way Required Assessor's Parcel Number
Please call your Operations Assistant at 619-699-1039 with questions about application, inspection, construction installation and to schedule a crew

If SDG&E encounters hazardous or toxic material while performing construction of your project, SDG&E will halt work immediately and it will be your responsibility to remove and or clean up all hazardous or toxic material prior to SDG&E continuing construction SDG&E shall have no liability or obligation whatsoever to cleanup, remove or remediate any hazardous or toxic materials discovered during the course of construction unless it is through negligence of SDG&E
Customer-owned facilities to receive gas service are subject to all applicable local and state of California inspection authority requirements Building address and/or houseline must be permanently identified prior to meter set Information on this sheet is void after six (6) months Keep this notice with building permit

Planned By Jessica Mims	Phone# 8586365713

CABLE POLE DESIGN AND LOCATION:

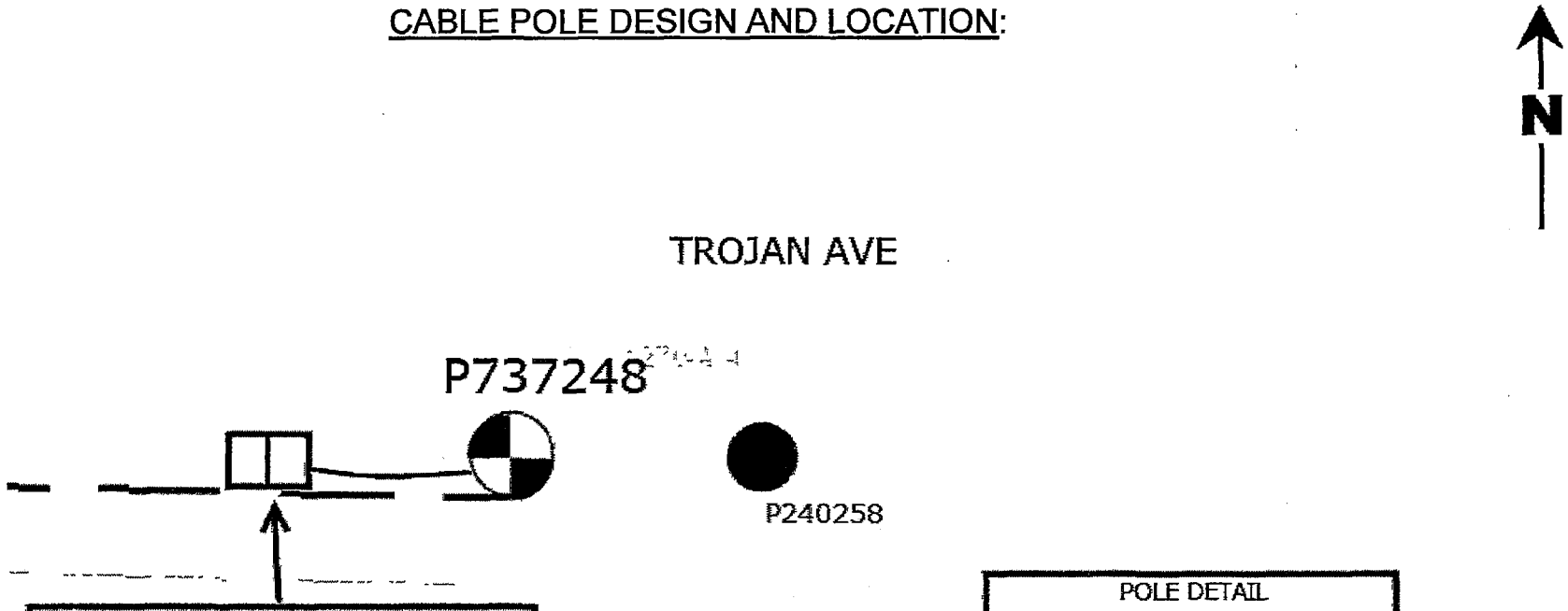

Job Notification # 300000042351	**Date:** 06/16/15
Planner Name: Jessica Mims	**Planner Phone:** 858-636-5713
Customer Name: City San Diego/Britain Yonkers	**Customer Phone:** 760-535-5005
P/G 1270 A4	

DIGALERT

Call 811 Two Working Days Before You Dig!

SDGE

A Sempra Energy utility

SDGE
A Sempra Energy company

Electric Service Invoice

February 1, 2016

Britain Yonker

Project: CITY OF SAN DIEGO LS2 SVS PTS UG 2015
Project ID#: 300000059984
Location: P2157574453 UG SVC PT

Thank you for your request regarding our facilities at the above address. Attached to this invoice is the sketch for the Cable Pole and handhole design from an SDG&E facility. It contains the basic information you will need for the installation of SDG&E's facilities related to your project.

The cost, as computed below, for SDG&E's portion of the work is $1,658.00. We are no longer able to accept payments in our Project Management or Service Planning Offices. All payments must be mailed to SDG&E, Customer Payment Services CP61C, PO Box 129831 San Diego, CA 92112-9831. Please mail your check with the Customer Payment Remittance form. Send your payment as soon as possible, so our work can be scheduled to coincide with yours. Please note the cost quoted is subject to change if not paid by May 15th, 2016. Also, construction activities cannot begin until we receive your payment.

Please Note: Requesting multiple revisions to your service order will require a re-design fee.

Please Note: If you cancel your request, we will retain a portion of your payment to cover SDG&E's expense for processing. The remaining amount, if any, will be refunded to you.

If you need any additional information, feel free to contact me at 858-636-5713 between the hours of 7:00AM to 4:00PM, Monday through Friday.

Thank you,

JESSICA MIMS

Electric service total amount	$1,658.00
Please pay this amount	$1,658.00

Attachments:
Cable Pole sketch, remittance form, and customer service order

Beach Cities Service Order Team	Metro Service Order Team	Northeast District	North Coast Service Order Team	Orange County	Eastern Service Order Team
4848 Santa Fe Street San Diego, CA 92109 (858) 581-7544	735 33rd Street San Diego, CA 92102 (619) 230-7800	571 Enterprise Street Escondido, CA 92029 (760) 480-7745	4940 Carlsbad Blvd Carlsbad, CA 92008 (760) 476-5621	662 Camino De Los Mares San Clemente, CA 92673 (949) 361-8066	904 W. Main St. El Cajon, CA 92020 (619) 441-3969

☒ SDG&E

CUSTOMER PAYMENT REMITTANCE

Invoice/CR #	**276831**
Project #	**359984**
Date	**February 05, 2016**
Preparer	**Dors, Debra**

Customer/Project Name:	**CITY OF SAN DIEGO**		
Project Location:	**P2157574453 UG SVC PT SD**		
SDG&E Contact:	**Mims, Jessica**	**Telephone:**	**858-636-5713**

PAYMENT DUE: **$1,658.00**

- Make checks payable to SDG&E -

MAIL TO:

Customer Payment Services - CP61C
San Diego Gas & Electric
PO Box 129831
San Diego, CA 92112-9831

THIS REMITTANCE MUST BE RETURNED WITH PAYMENT

SDGE connected

A Sempra Energy utility

STREET LIGHT SERVICE POINT

Customer Copy

Notification #: 300000059984	Job #:	TB: 1267-J4
Wanted Date: ON INSPECTION	Date Prepared: 02/02/2016	
Electric Construction Order #:	Service Type: STREET LIGHT SDGE INSTALL UG NEW ARMS	
Project Title: CITY OF SAN DIEGO LS2 SVS PTS UG 2015		
Project Address:	Project City: SAN DIEGO	
Additional Address Info:		
Customer POC: Britlan Yonker	Customer Phone #: 760-535-5005	
SDGE Contact: Operations Assistant	Contact Info: ,619-699-1039	

☐ Traffic Control Permit Required

Excavation/Encroachment Permits Required By:

Municipal Inspection required By:

SERVICE ATTACHMENT POINT:
Customer to install 3309.1 hand hole in concrete within 10 feet south of pole P2157574453, trench toward the south/west quad of pole. Customer to provide all trench, backfill, 3" conduit with ¾" measuring tape, mandrel, 3309.1 hand hole (labeled SDG&E) and street/surface repair. Contact SDG&E to schedule a pre-trench inspection at 619-699-1039 prior to excavating.

Station ID #: 342-215	Structure #: P2157574453		
Handhole Installed By: CUSTOMER	Handhole Lid Shall Read: SDG&E		Standards Page: 3309.1
Ladder Arms: REQUIRED	Stop Trench: 7 1/2" from Pole		Riser Quad: South-West
Bend Installed By: SDG&E	Bend Type: CABLE POLE		Bend Info: 3" 90 DEG 36"R SCH80
Conduit Installed By: CUSTOMER		Conduit Size: 3"	
# of Wires: 3		Phase: 1	Voltage:120/240

Meter height -- 4'0" min. (3'0" min. for multiple installation) -- 6'3" max. From finish grade to centerline of meter base. Meters are required to be readily accessible 24 hours per day. Meters must be located in a safe area free of any potentially hazardous or dangerous condition. Provide 3-ft. x 3-ft. clear and level working space in front of meter. Where meter room is proposed, contact the planner at the nearest SDG&E office. Meter bases and meter service disconnects must be located at or immediately adjacent to each other and be identified with address and unit number.

PROCEDURE FOR INSTALLATION

1. PHONE DIG ALERT "811" AT LEAST TWO DAYS PRIOR TO TRENCHING FOR LOCATION OF UNDERGROUND UTILITIES.
2. Phone Operations Assistant at 619-699-1039 for the following:
   - 3 Working days prior to trenching to arrange pre-meet with inspector and initiate trenching process.
   - After excavation of trench, installation of conduit and service entrance equipment at meter location, CALL FOR INSPECTION. Do not cover conduit without inspector's written approval to backfill.
   - When trench is backfilled and compacted, CALL FOR INSPECTION.
   - If service entrance equipment is installed after backfill, CALL FOR INSPECTION OF THE EQUIPMENT.
3. Meter cannot be set until inspector has approved installation, including service equipment, and receipt of city/county/state inspection

Additional Information: ☐ Right of Way Required Assessor's Parcel Number:

Please call your Operations Assistant at 619-699-1039 with questions about application, inspection, construction installation and to schedule a crew.

If SDG&E encounters hazardous or toxic material while performing construction of your project, SDG&E will halt work immediately and it will be your responsibility to remove and or clean up all hazardous or toxic material prior to SDG&E continuing construction. SDG&E shall have no liability or obligation whatsoever to cleanup, remove or remediate any hazardous or toxic materials discovered during the course of construction unless it is through negligence of SDG&E.
Customer-owned facilities to receive gas service are subject to all applicable local and state of California inspection authority requirements. Building address and/or houseline must be permanently identified prior to meter set. Information on this sheet is void after six (6) months. Keep this notice with building permit.

Planned By: Jessica Mims	Phone#: 8586365713

CABLE POLE DESIGN AND LOCATION:

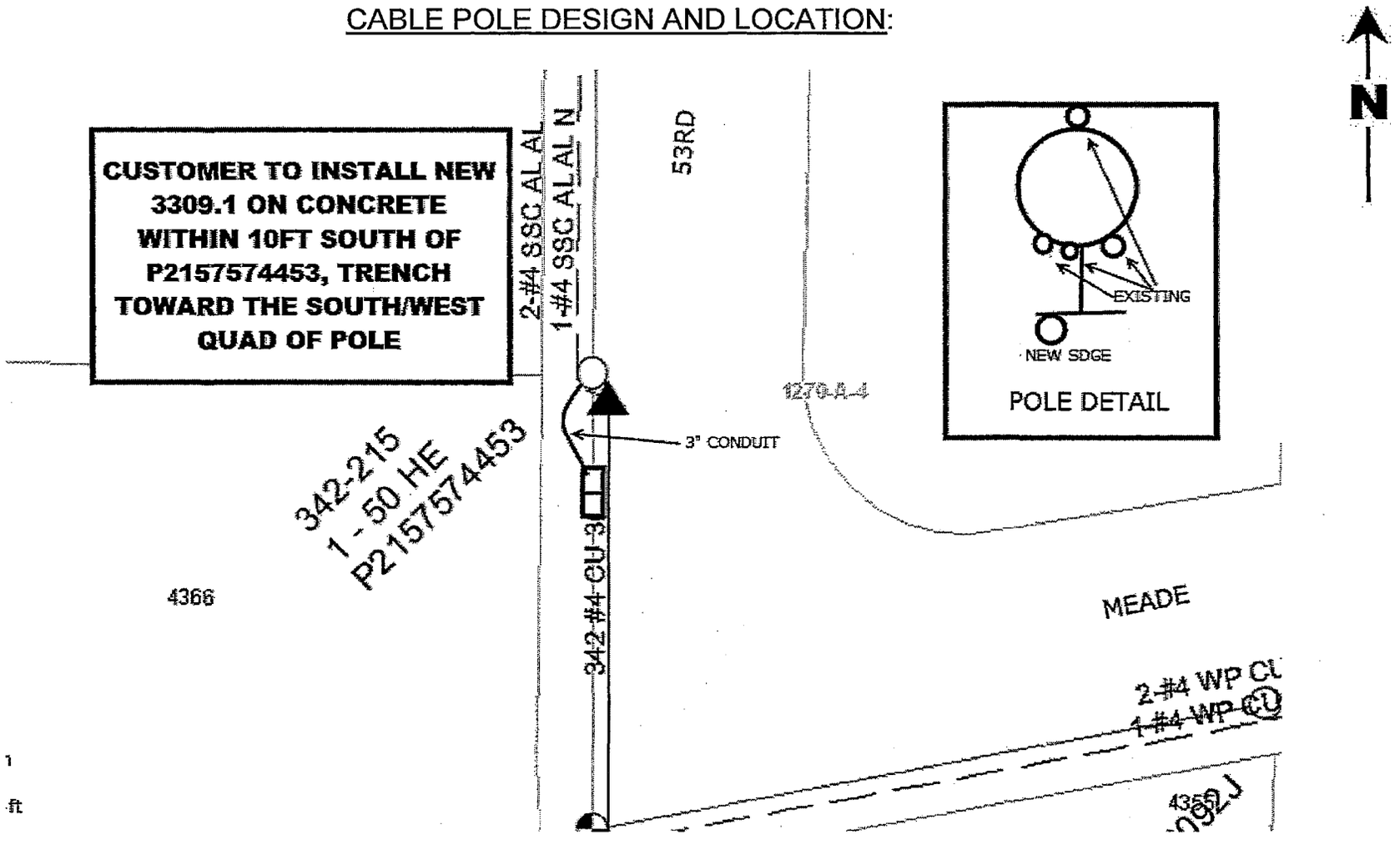

Job Notification # 300000059984	**Date:** 2/02/2016
Planner Name: Jessica Mims	**Planner Phone:** 858-636-5713
Customer Name: City San Diego/Britain Yonkers	**Customer Phone:** 760-535-5005
P/G 1270 A4	

DIGALERT
Call Bf1: Two Working Days Before You Dig!

SDGE
Sempra Energy utility

SDGE
A Sempra Energy company

Electric Service Invoice

February 1, 2016

Britain Yonker

Project: CITY OF SAN DIEGO LS2 SVS PTS UG 2015
Project ID#: 300000059985
Location: P102997 UG SVC PT

Thank you for your request regarding our facilities at the above address. Attached to this invoice is the sketch for the Cable Pole and handhole design from an SDG&E facility. It contains the basic information you will need for the installation of SDG&E's facilities related to your project.

The cost, as computed below, for SDG&E's portion of the work is $1,654.00. We are no longer able to accept payments in our Project Management or Service Planning Offices. All payments must be mailed to SDG&E, Customer Payment Services CP61C, PO Box 129831 San Diego, CA 92112-9831. Please mail your check with the Customer Payment Remittance form. Send your payment as soon as possible, so our work can be scheduled to coincide with yours. Please note the cost quoted is subject to change if not paid by May 15th, 2016. Also, construction activities cannot begin until we receive your payment.

Please Note: Requesting multiple revisions to your service order will require a re-design fee.

Please Note: If you cancel your request, we will retain a portion of your payment to cover SDG&E's expense for processing. The remaining amount, if any, will be refunded to you.

If you need any additional information, feel free to contact me at 858-636-5713 between the hours of 7:00AM to 4:00PM, Monday through Friday.

Thank you,

JESSICA MIMS

Electric service total amount	$1,654.00
Please pay this amount	$1,654.00

Attachments:
Cable Pole sketch, remittance form, and customer service order

Beach Cities Service Order Team	Metro Service Order Team	Northeast District	North Coast Service Order Team	Orange County	Eastern Service Order Team
4848 Santa Fe Street San Diego, CA 92109 (858) 581-7544	735 33rd Street San Diego, CA 92102 (619) 230-7800	571 Enterprise Street Escondido, CA 92029 (760) 480-7745	4940 Carlsbad Blvd Carlsbad, CA 92008 (760) 476-5621	662 Camino De Los Mares San Clemente, CA 92673 (949) 361-8066	904 W. Main St. El Cajon, CA 92020 (619) 441-3969

SDG&E

CUSTOMER PAYMENT REMITTANCE

Invoice/CR #	**276832**
Project #	**359985**
Date	**February 05, 2016**
Preparer	**Dors, Debra**

Customer/Project Name:	**CITY OF SAN DIEGO**		
Project Location:	**P102997 UG SVC PT SD**		
SDG&E Contact:	**Mims, Jessica**	**Telephone:**	**858-636-5713**

PAYMENT DUE: **$1,654.00**

- Make checks payable to SDG&E -

MAIL TO:

Customer Payment Services - CP61C
San Diego Gas & Electric
PO Box 129831
San Diego, CA 92112-9831

THIS REMITTANCE MUST BE RETURNED WITH PAYMENT

SDGE connected

A Sempra Energy utility

STREET LIGHT SERVICE POINT

Customer Copy

Notification #: 300000059985	Job #:	TB: 1270-A4
Wanted Date: ON INSPECTION	Date Prepared: 02/04/2016	
Electric Construction Order #:	Service Type: STREET LIGHT SDGE INSTALL UG NEW ARMS	
Project Title: CITY OF SAN DIEGO LS2 SVS PTS UG 2015		
Project Address:	Project City: SAN DIEGO	
Additional Address Info:		
Customer POC: Britian Yonker	Customer Phone #: 760-535-5005	
SDGE Contact: Operations Assistant	Contact Info: ,619-699-1039	

☐ Traffic Control Permit Required

Excavation/Encroachment Permits Required By:

Municipal Inspection required By:

SERVICE ATTACHMENT POINT:
Customer to install 3309.1 hand hole in dirt within 10 feet north of pole P102997, trench toward the north/west quad of pole. Customer to provide all trench, backfill, 3" conduit with ¾" measuring tape, mandrel, 3309.1 hand hole (labeled SDG&E) and street/surface repair. Contact SDG&E to schedule a pre-trench inspection at 619-699-1039 prior to excavating.

Station ID #: 342-213	Structure #: P102997		
Handhole Installed By: CUSTOMER	Handhole Lid Shall Read: SDG&E		Standards Page: 3309.1
Ladder Arms: REQUIRED	Stop Trench: 7 1/2" from Pole		Riser Quad: North-West
Bend Installed By: SDG&E	Bend Type: CABLE POLE		Bend Info: 3" 90 DEG 36"R SCH80
Conduit Installed By: CUSTOMER		Conduit Size: 3"	
# of Wires: 3		Phase: 1	Voltage:120/240

Meter height -- 4'0" min. (3'0" min. for multiple installation) -- 6'3" max. From finish grade to centerline of meter base. Meters are required to be readily accessible 24 hours per day. Meters must be located in a safe area free of any potentially hazardous or dangerous condition. Provide 3-ft. x 3-ft. clear and level working space in front of meter. Where meter room is proposed, contact the planner at the nearest SDG&E office. Meter bases and meter service disconnects must be located at or immediately adjacent to each other and be identified with address and unit number.

PROCEDURE FOR INSTALLATION

1. PHONE DIG ALERT "811" AT LEAST TWO DAYS PRIOR TO TRENCHING FOR LOCATION OF UNDERGROUND UTILITIES.
2. Phone Operations Assistant at 619-699-1039 for the following:
   - 3 Working days prior to trenching to arrange pre-meet with inspector and initiate trenching process.
   - After excavation of trench, installation of conduit and service entrance equipment at meter location, CALL FOR INSPECTION. Do not cover conduit without inspector's written approval to backfill.
   - When trench is backfilled and compacted, CALL FOR INSPECTION.
   - If service entrance equipment is installed after backfill, CALL FOR INSPECTION OF THE EQUIPMENT.
3. Meter cannot be set until inspector has approved installation, including service equipment, and receipt of city/county/state inspection

Additional Information: ☐ Right of Way Required Assessor's Parcel Number:

Please call your Operations Assistant at 619-699-1039 with questions about application, inspection, construction installation and to schedule a crew.

If SDG&E encounters hazardous or toxic material while performing construction of your project, SDG&E will halt work immediately and it will be your responsibility to remove and or clean up all hazardous or toxic material prior to SDG&E continuing construction. SDG&E shall have no liability or obligation whatsoever to cleanup, remove or remediate any hazardous or toxic materials discovered during the course of construction unless it is through negligence of SDG&E.
Customer-owned facilities to receive gas service are subject to all applicable local and state of California inspection authority requirements. Building address and/or houseline must be permanently identified prior to meter set. Information on this sheet is void after six (6) months. Keep this notice with building permit.

Planned By: Jessica Mims	Phone#: 8586365713

CABLE POLE DESIGN AND LOCATION:

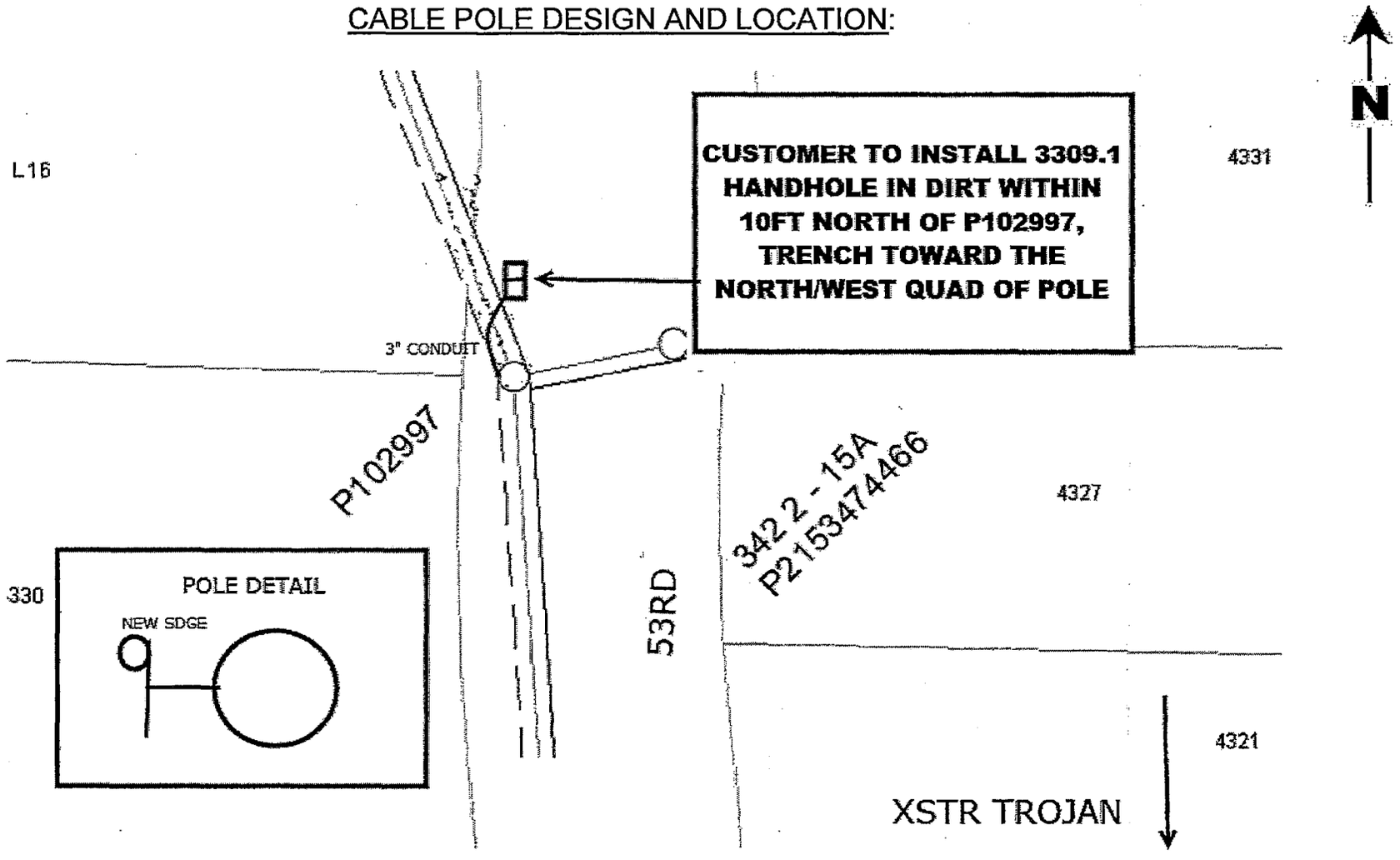

Job Notification # **300000059985**	**Date:** **2/03/2016**
Planner Name: **Jessica Mims**	**Planner Phone:** **858-636-5713**
Customer Name: **City San Diego/Britain Yonker**	**Customer Phone:** **760-535-5005**
P/G 1270 A4	

DIGALERT

Call 811: Two Working Days Before You Dig!

SDGE

Sempra Energy utility

SDGE
A Sempra Energy company

Electric Service Invoice

January 27, 2016

CITY SAN DIEGO/BRITIAN YONKER

Project: CITY OF SAN DIEGO LS2 SVS PTS UG 2015
Project ID#: 300000059986
Location: P737275, Trojan Ave St 48th St

Thank you for your request regarding our facilities at the above address. Attached to this invoice is the sketch for the Cable Pole and handhole design from an SDG&E facility. It contains the basic information you will need for the installation of SDG&E's facilities related to your project.

The cost, as computed below, for SDG&E's portion of the work is $1,554.00. We are no longer able to accept payments in our Project Management or Service Planning Offices. All payments must be mailed to SDG&E, Customer Payment Services CP61C, PO Box 129831 San Diego, CA 92112-9831. Please mail your check with the Customer Payment Remittance form. Send your payment as soon as possible, so our work can be scheduled to coincide with yours. Please note the cost quoted is subject to change if not paid by April 30th, 2016. Also, construction activities cannot begin until we receive your payment.

Please Note: Requesting multiple revisions to your service order will require a re-design fee.

Please Note: If you cancel your request, we will retain a portion of your payment to cover SDG&E's expense for processing. The remaining amount, if any, will be refunded to you.

If you need any additional information, feel free to contact me at 858-636-5713 between the hours of 7:00AM to 4:00PM, Monday through Friday.

Thank you,

JESSICA MIMS

Electric service total amount	$1,554.00
Please pay this amount	$1,554.00

Attachments:
Cable Pole sketch, remittance form, and customer service order

Beach Cities Service Order Team	Metro Service Order Team	Northeast District	North Coast Service Order Team	Orange County	Eastern Service Order Team
4848 Santa Fe Street San Diego, CA 92109 (858) 581-7544	735 33rd Street San Diego, CA 92102 (619) 230-7800	571 Enterprise Street Escondido, CA 92029 (760) 480-7745	4940 Carlsbad Blvd Carlsbad, CA 92008 (760) 476-5621	662 Camino De Los Mares San Clemente, CA 92673 (949) 361-8066	904 W. Main St. El Cajon, CA 92020 (619) 441-3969

SDG&E

CUSTOMER PAYMENT REMITTANCE

Invoice/CR #	**276525**
Project #	**359986**
Date	**January 27, 2016**
Preparer	**Dors, Debra**

Customer/Project Name:	**CITY OF SAN DIEGO**		
Project Location:	**TROJAN AVE AT 48TH ST. SD**		
SDG&E Contact:	**Mims, Jessica**	**Telephone:**	**858-636-5713**

PAYMENT DUE: **$1,554.00**

- Make checks payable to SDG&E -

MAIL TO:

Customer Payment Services - CP61C
San Diego Gas & Electric
PO Box 129831
San Diego, CA 92112-9831

THIS REMITTANCE MUST BE RETURNED WITH PAYMENT

CABLE POLE DESIGN AND LOCATION:

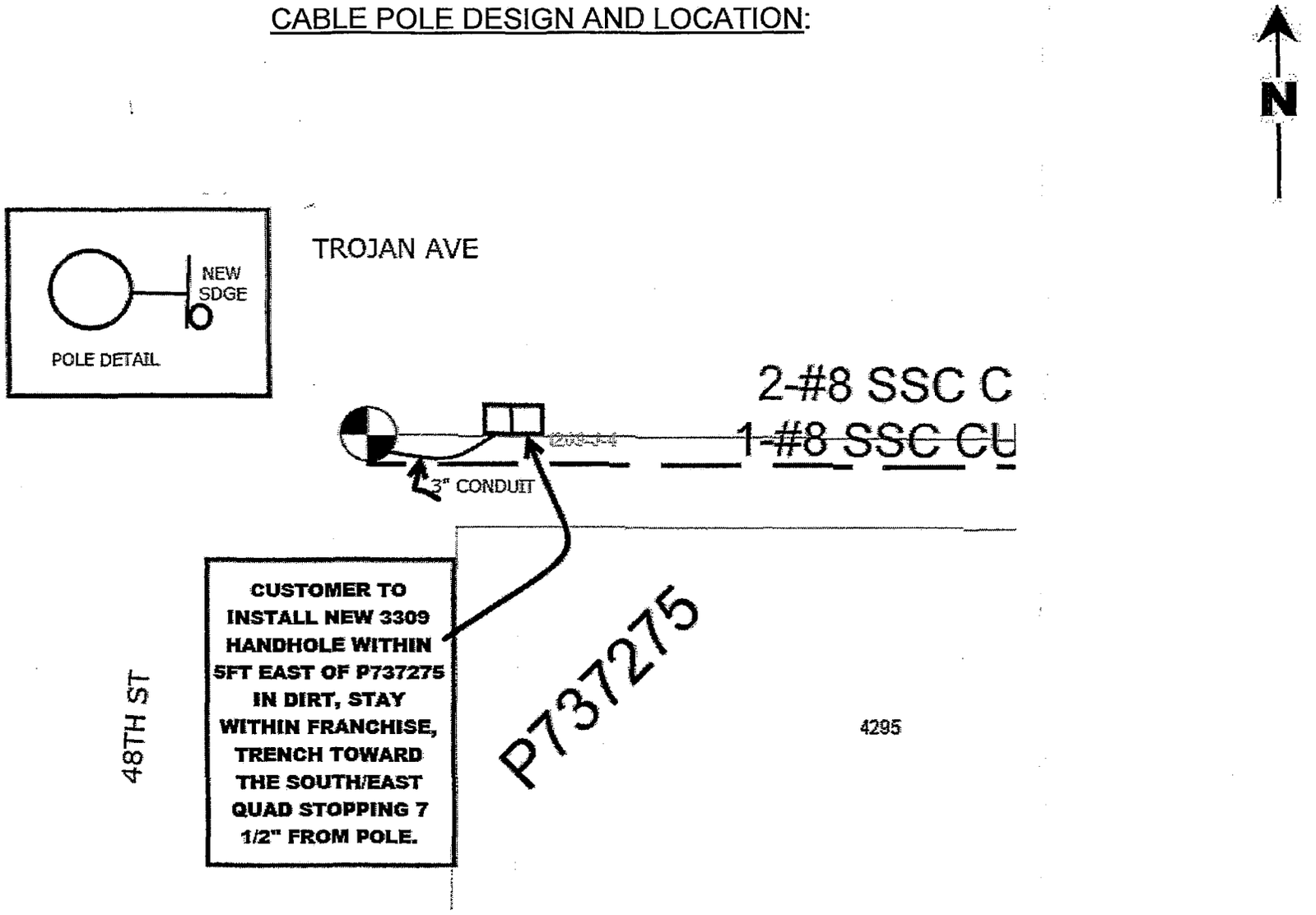

Job Notification # 300000059986	**Date:** 11/23/15
Planner Name: Jessica Mims	**Planner Phone:** 858-636-5713
Customer Name: City San Diego/Britain Yonkers	**Customer Phone:** 760-535-5005
P/G 1269 J4	

DIGALERT
Call 811: Two Working Days Before You Dig!

SDGE
Sempra Energy Utility

SDGE connected

A Sempra Energy utility

STREET LIGHT SERVICE POINT

Customer Copy

Notification #: 300000059986	Job #:	TB: 1270-A4
Wanted Date: ON INSPECTION	Date Prepared: 11/23/2015	
Electric Construction Order #:	Service Type: STREET LIGHT SDGE INSTALL UG NEW ARMS	
Project Title: CITY OF SAN DIEGO LS2 SVS PTS UG 2015		
Project Address:	Project City: SAN DIEGO	
Additional Address Info:		
Customer POC: Omar Beltran	Customer Phone #: 619-533-4127	
SDGE Contact: Operations Assistant	Contact Info: ,619-699-1039	

☐ Traffic Control Permit Required

Excavation/Encroachment Permits Required By:

Municipal Inspection required By:

SERVICE ATTACHMENT POINT:
Customer to install 3309 hand hole in dirt within 5 feet of pole P737275, trench toward the south/east quad of pole. Customer to provide all trench, backfill, 3" conduit with ¾" measuring tape, mandrel, 3309 hand hole (labeled SDG&E) and street/surface repair. Contact SDG&E to schedule a pre-trench inspection at 619-699-1039 prior to excavating

Station ID #: 431-185	Structure #: P737275		
Handhole Installed By: CUSTOMER	Handhole Lid Shall Read: SDG&E		Standards Page: 3309.1
Ladder Arms: REQUIRED	Stop Trench: 7 1/2" from Pole		Riser Quad: South-East
Bend Installed By: CUSTOMER	Bend Type: CABLE POLE		Bend Info: 3" 90 DEG 36"R SCH80
Conduit Installed By: CUSTOMER	Conduit Size: 3"		
# of Wires: 2	Phase: 1	Voltage:120	

Meter height -- 4'0" min. (3'0" min. for multiple installation) -- 6'3" max. From finish grade to centerline of meter base. Meters are required to be readily accessible 24 hours per day. Meters must be located in a safe area free of any potentially hazardous or dangerous condition. Provide 3-ft. x 3-ft. clear and level working space in front of meter. Where meter room is proposed, contact the planner at the nearest SDG&E office. Meter bases and meter service disconnects must be located at or immediately adjacent to each other and be identified with address and unit number.

PROCEDURE FOR INSTALLATION
1. PHONE DIG ALERT "811" AT LEAST TWO DAYS PRIOR TO TRENCHING FOR LOCATION OF UNDERGROUND UTILITIES.
2. Phone Operations Assistant at 619-699-1039 for the following:
   - 3 Working days prior to trenching to arrange pre-meet with inspector and initiate trenching process.
   - After excavation of trench, installation of conduit and service entrance equipment at meter location, CALL FOR INSPECTION. Do not cover conduit without inspector's written approval to backfill.
   - When trench is backfilled and compacted, CALL FOR INSPECTION.
   - If service entrance equipment is installed after backfill, CALL FOR INSPECTION OF THE EQUIPMENT.
3. Meter cannot be set until inspector has approved installation, including service equipment, and receipt of city/county/state inspection

Additional Information: ☐ Right of Way Required Assessor's Parcel Number:
Please call your Operations Assistant at 619-699-1039 with questions about application, inspection, construction installation and to schedule a crew.

If SDG&E encounters hazardous or toxic material while performing construction of your project, SDG&E will halt work immediately and it will be your responsibility to remove and or clean up all hazardous or toxic material prior to SDG&E continuing construction. SDG&E shall have no liability or obligation whatsoever to cleanup, remove or remediate any hazardous or toxic materials discovered during the course of construction unless it is through negligence of SDG&E.
Customer-owned facilities to receive gas service are subject to all applicable local and state of California inspection authority requirements. Building address and/or houseline must be permanently identified prior to meter set. Information on this sheet is void after six (6) months. Keep this notice with building permit.

Planned By: Jessica Mims	Phone#: 8586365713

SDGE®

A Sempra Energy company

Electric Service Invoice

February 10, 2016

Britain Yonker

Project: P737262, cable pole for SL svc pt
Project ID#: 300000059987
Location: Trojan Ave @ Estrella

Thank you for your request regarding our facilities at the above address. Attached to this invoice is the sketch for the Cable Pole and handhole design from an SDG&E facility. It contains the basic information you will need for the installation of SDG&E's facilities related to your project.

The cost, as computed below, for SDG&E's portion of the work is $1,575.00. We are no longer able to accept payments in our Project Management or Service Planning Offices. All payments must be mailed to SDG&E, Customer Payment Services CP61C, PO Box 129831 San Diego, CA 92112-9831. Please mail your check with the Customer Payment Remittance form. Send your payment as soon as possible, so our work can be scheduled to coincide with yours. Please note the cost quoted is subject to change if not paid by April 30th, 2016. Also, construction activities cannot begin until we receive your payment.

Please Note: Requesting multiple revisions to your service order will require a re-design fee.

Please Note: If you cancel your request, we will retain a portion of your payment to cover SDG&E's expense for processing. The remaining amount, if any, will be refunded to you.

If you need any additional information, feel free to contact me at 858-636-5713 between the hours of 7:00AM to 4:00PM, Monday through Friday.

Thank you,

JESSICA MIMS

Electric service total amount	$1,575.00
Please pay this amount	$1,575.00

Attachments:
Cable Pole sketch, remittance form, and customer service order

Beach Cities Service Order Team	Metro Service Order Team	Northeast District	North Coast Service Order Team	Orange County	Eastern Service Order Team
4848 Santa Fe Street San Diego, CA 92109 (858) 581-7544	735 33rd Street San Diego, CA 92102 (619) 230-7800	571 Enterprise Street Escondido, CA 92029 (760) 480-7745	4940 Carlsbad Blvd Carlsbad, CA 92008 (760) 476-5621	662 Camino De Los Mares San Clemente, CA 92673 (949) 361-8066	904 W. Main St. El Cajon, CA 92020 (619) 441-3969

☒ SDG&E

CUSTOMER PAYMENT REMITTANCE

Invoice/CR #	**276928**
Project #	**359987**
Date	**February 09, 2016**
Preparer	**Dors, Debra**

Customer/Project Name:	**P737262 CABLE POLE FOR SL SVC PT**		
Project Location:	**TROJAN AVE @ ESTRELLA SD**		
SDG&E Contact:	**Mims, Jessica**	**Telephone:**	**858-636-5713**

PAYMENT DUE: **$1,575.00**

- Make checks payable to SDG&E -

MAIL TO:

Customer Payment Services - CP61C
San Diego Gas & Electric
PO Box 129831
San Diego, CA 92112-9831

THIS REMITTANCE MUST BE RETURNED WITH PAYMENT

http://infoweb.sdge.com/departments/cac/cac_remittance.cfm 2/9/2016

SDGE connected

A Sempra Energy utility

STREET LIGHT SERVICE POINT

Customer Copy

Notification #: 300000059987	Job #:	TB: 1269-J4
Wanted Date: ON INSPECTION	Date Prepared: 02/09/2016	
Electric Construction Order #:	Service Type: STREET LIGHT CUST INSTALL UG NEW ARMS	
Project Title: CITY OF SAN DIEGO LS2 SVS PTS UG 2015		
Project Address:	Project City: SAN DIEGO	
Additional Address Info:		
Customer POC: Britain Yonker	Customer Phone #: 760-781-3956	
SDGE Contact: Operations Assistant	Contact Info: ,619-699-1039	

☐ Traffic Control Permit Required

Excavation/Encroachment Permits Required By: Customer

Municipal Inspection required By: CITY OF SAN DIEGO

SERVICE ATTACHMENT POINT:

Customer to install 3309 hand hole in dirt within 5 feet of pole P737262, trench toward the south/west quad of pole. Customer to provide all trench, backfill, 3" conduit with ¾" measuring tape, mandrel, 3309 hand hole (labeled SDG&E) and street/surface repair. Contact SDG&E to schedule a pre-trench inspection at 619-699-1039 prior to excavating.

Station ID #: 431-185	Structure #: P737262		
Handhole Installed By: CUSTOMER	Handhole Lid Shall Read: SDG&E		Standards Page: 3309.1
Ladder Arms: REQUIRED	Stop Trench: 7 1/2" from Pole		Riser Quad: South-West
Bend Installed By: SDG&E	Bend Type: CABLE POLE		Bend Info: 3" 90 DEG 36"R SCH80
Conduit Installed By: CUSTOMER		Conduit Size: 3"	
# of Wires: 3		Phase: 1	Voltage:120/240

Meter height -- 4'0" min. (3'0" min. for multiple installation) -- 6'3" max. From finish grade to centerline of meter base. Meters are required to be readily accessible 24 hours per day. Meters must be located in a safe area free of any potentially hazardous or dangerous condition. Provide 3-ft. x 3-ft. clear and level working space in front of meter. Where meter room is proposed, contact the planner at the nearest SDG&E office. Meter bases and meter service disconnects must be located at or immediately adjacent to each other and be identified with address and unit number.

PROCEDURE FOR INSTALLATION

1. PHONE DIG ALERT "811" AT LEAST TWO DAYS PRIOR TO TRENCHING FOR LOCATION OF UNDERGROUND UTILITIES.
2. Phone Operations Assistant at 619-699-1039 for the following:
   - 3 Working days prior to trenching to arrange pre-meet with inspector and initiate trenching process.
   - After excavation of trench, installation of conduit and service entrance equipment at meter location, CALL FOR INSPECTION. Do not cover conduit without inspector's written approval to backfill.
   - When trench is backfilled and compacted, CALL FOR INSPECTION.
   - If service entrance equipment is installed after backfill, CALL FOR INSPECTION OF THE EQUIPMENT.
3. Meter cannot be set until inspector has approved installation, including service equipment, and receipt of city/county/state inspection

Additional Information: ☐ Right of Way Required Assessor's Parcel Number:

Please call your Operations Assistant at 619-699-1039 with questions about application, inspection, construction installation and to schedule a crew.

If SDG&E encounters hazardous or toxic material while performing construction of your project, SDG&E will halt work immediately and it will be your responsibility to remove and or clean up all hazardous or toxic material prior to SDG&E continuing construction. SDG&E shall have no liability or obligation whatsoever to cleanup, remove or remediate any hazardous or toxic materials discovered during the course of construction unless it is through negligence of SDG&E.

Customer-owned facilities to receive gas service are subject to all applicable local and state of California inspection authority requirements. Building address and/or houseline must be permanently identified prior to meter set. Information on this sheet is void after six (6) months. Keep this notice with building permit.

Planned By: Jessica Mims	Phone#: 8586365713

CABLE POLE DESIGN AND LOCATION:

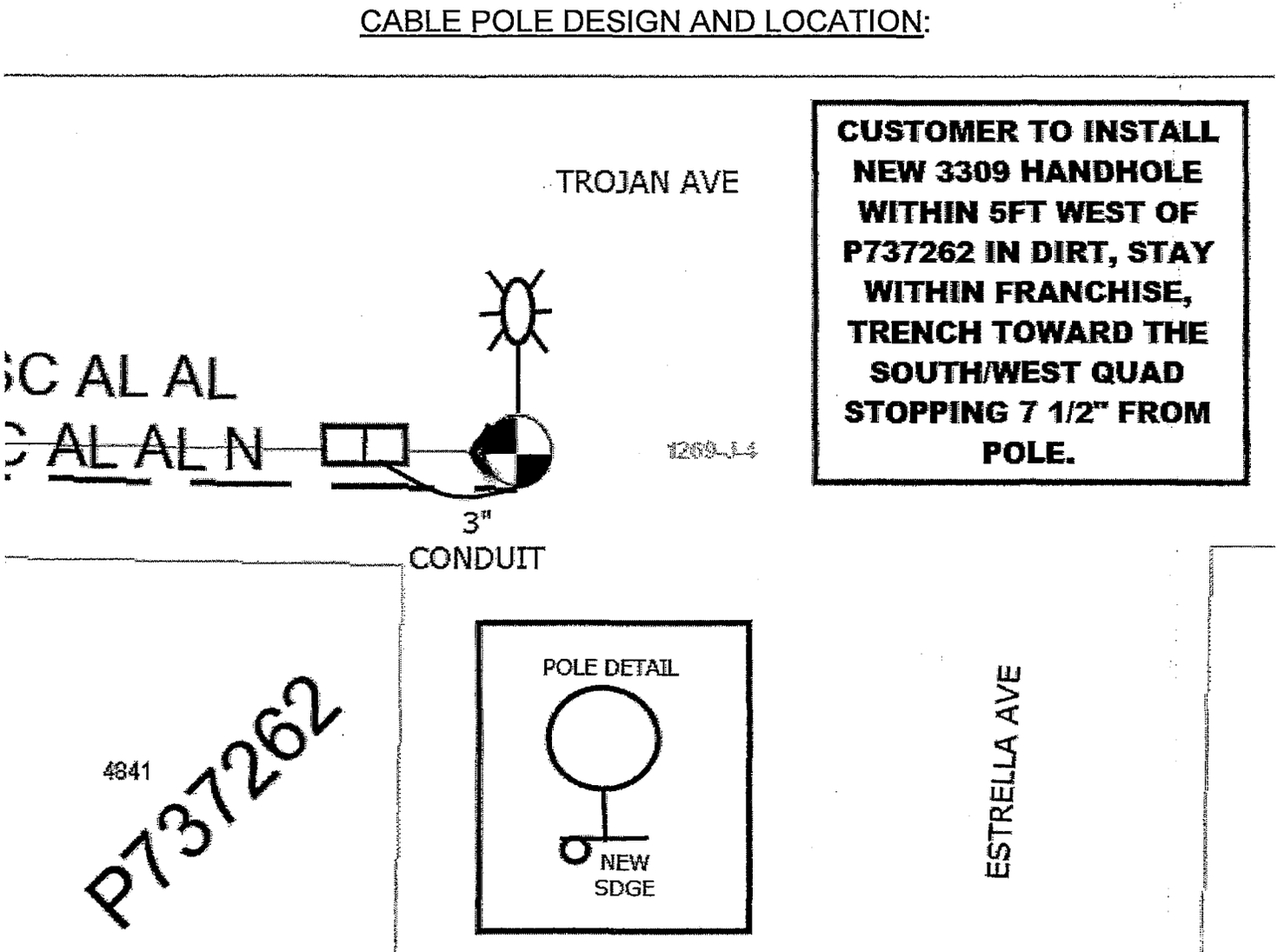

Job Notification # **300000059987**	**Date:** **11/24/15**
Planner Name: **Jessica Mims**	**Planner Phone:** **858-636-5713**
Customer Name: **City San Diego/Britain Yonkers**	**Customer Phone:** **760-535-5005**
P/G 1269 J4	

DIGALERT
Call 811: Two Working Days Before You Dig!

SDGE
Sempra Energy Utility

SDGE
A Sempra Energy company

Electric Service Invoice

February 1, 2016

Britain Yonker

Project: CITY OF SAN DIEGO LS2 SVS PTS UG 2015
Project ID#: 300000059988
Location: P737236 UG SVC PT

Thank you for your request regarding our facilities at the above address. Attached to this invoice is the sketch for the Cable Pole and handhole design from an SDG&E facility. It contains the basic information you will need for the installation of SDG&E's facilities related to your project.

The cost, as computed below, for SDG&E's portion of the work is $1,654.00. We are no longer able to accept payments in our Project Management or Service Planning Offices. All payments must be mailed to SDG&E, Customer Payment Services CP61C, PO Box 129831 San Diego, CA 92112-9831. Please mail your check with the Customer Payment Remittance form. Send your payment as soon as possible, so our work can be scheduled to coincide with yours. Please note the cost quoted is subject to change if not paid by May 15th, 2016. Also, construction activities cannot begin until we receive your payment.

Please Note: Requesting multiple revisions to your service order will require a re-design fee.

Please Note: If you cancel your request, we will retain a portion of your payment to cover SDG&E's expense for processing. The remaining amount, if any, will be refunded to you.

If you need any additional information, feel free to contact me at 858-636-5713 between the hours of 7:00AM to 4:00PM, Monday through Friday.

Thank you,

JESSICA MIMS

Electric service total amount	$1,654.00
Please pay this amount	$1,654.00

Attachments:
Cable Pole sketch, remittance form, and customer service order

Beach Cities Service Order Team	Metro Service Order Team	Northeast District	North Coast Service Order Team	Orange County	Eastern Service Order Team
4848 Santa Fe Street San Diego, CA 92109 (858) 581-7544	735 33rd Street San Diego, CA 92102 (619) 230-7800	571 Enterprise Street Escondido, CA 92029 (760) 480-7745	4940 Carlsbad Blvd Carlsbad, CA 92008 (760) 476-5621	662 Camino De Los Mares San Clemente, CA 92673 (949) 361-8066	904 W. Main St. El Cajon, CA 92020 (619) 441-3969

☒ SDG&E

CUSTOMER PAYMENT REMITTANCE

Invoice/CR #	**276826**
Project #	**359988**
Date	**February 05, 2016**
Preparer	**Dors, Debra**

Customer/Project Name:	**CITY OF SAN DIEGO**		
Project Location:	**P737236 UG SVC PT SD**		
SDG&E Contact:	**Mims, Jessica**	**Telephone:**	**858-636-5713**

PAYMENT DUE: **$1,654.00**

- Make checks payable to SDG&E -

MAIL TO:

Customer Payment Services - CP61C
San Diego Gas & Electric
PO Box 129831
San Diego, CA 92112-9831

THIS REMITTANCE MUST BE RETURNED WITH PAYMENT

CABLE POLE DESIGN AND LOCATION:

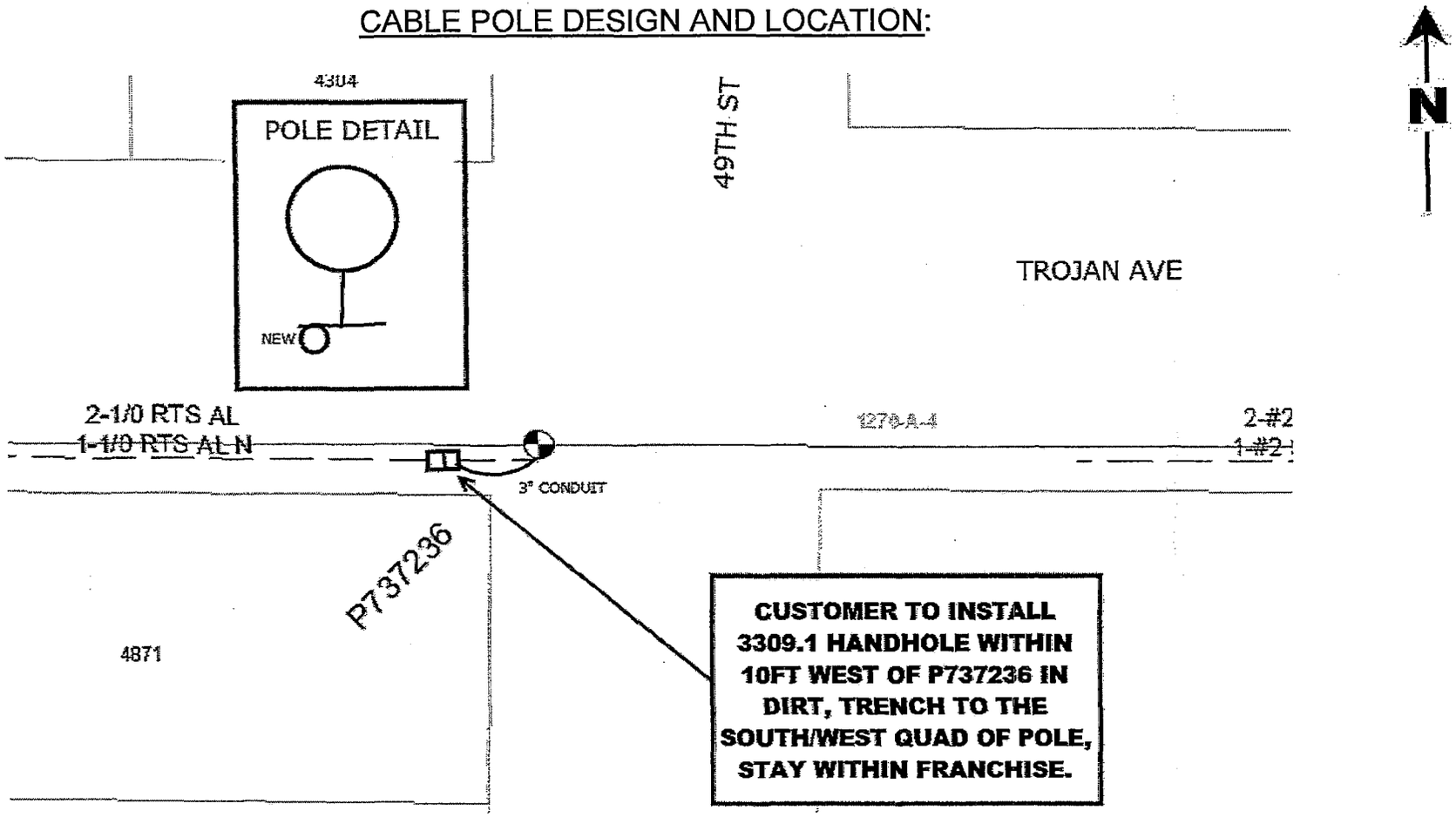

Job Notification # **300000059988**	**Date:** **2/1/2016**
Planner Name: **Jessica Mims**	**Planner Phone:** **858-636-5713**
Customer Name: **CITY SD/BRITAIN**	**Customer Phone:** **760-535-5005**
P/G 1270 A4	

DIGALERT
Call 811: Two Working Days Before You Dig!

SDGE
Sempra Energy utility

SDGE connected

A Sempra Energy utility

STREET LIGHT SERVICE POINT

Customer Copy

Notification #: 300000059988	Job #:	TB: 1270-A4
Wanted Date: ON INSPECTION	Date Prepared: 02/01/2016	
Electric Construction Order #:	Service Type: STREET LIGHT SDGE INSTALL UG NEW ARMS	
Project Title: CITY OF SAN DIEGO LS2 SVS PTS UG 2015		
Project Address:	Project City: SAN DIEGO	
Additional Address Info:		
Customer POC: Britian Yonker	Customer Phone #: 760-535-5005	
SDGE Contact: Operations Assistant	Contact Info: ,619-699-1039	

☐ Traffic Control Permit Required

Excavation/Encroachment Permits Required By:

Municipal Inspection required By:

SERVICE ATTACHMENT POINT:
Customer to install 3309.1 hand hole in dirt within 10 feet west of pole P737236, trench toward the south/west quad of pole. Customer to provide all trench, backfill, 3" conduit with ¾" measuring tape, mandrel, 3309.1 hand hole (labeled SDG&E) and street/surface repair. Contact SDG&E to schedule a pre-trench inspection at 619-699-1039 prior to excavating.

Station ID #: 431-169	Structure #: P737236		
Handhole Installed By: CUSTOMER	Handhole Lid Shall Read: SDG&E		Standards Page: 3309.1
Ladder Arms: REQUIRED	Stop Trench: 7 1/2" from Pole		Riser Quad: South-West
Bend Installed By: SDG&E	Bend Type: CABLE POLE		Bend Info: 3" 90 DEG 36"R SCH80
Conduit Installed By: CUSTOMER		Conduit Size: 3"	
# of Wires: 3		Phase: 1	Voltage:120/240

Meter height -- 4'0" min. (3'0" min. for multiple installation) -- 6'3" max. From finish grade to centerline of meter base. Meters are required to be readily accessible 24 hours per day. Meters must be located in a safe area free of any potentially hazardous or dangerous condition. Provide 3-ft. x 3-ft. clear and level working space in front of meter. Where meter room is proposed, contact the planner at the nearest SDG&E office. Meter bases and meter service disconnects must be located at or immediately adjacent to each other and be identified with address and unit number.

PROCEDURE FOR INSTALLATION

1. PHONE DIG ALERT "811" AT LEAST TWO DAYS PRIOR TO TRENCHING FOR LOCATION OF UNDERGROUND UTILITIES.
2. Phone Operations Assistant at 619-699-1039 for the following:
   - 3 Working days prior to trenching to arrange pre-meet with inspector and initiate trenching process.
   - After excavation of trench, installation of conduit and service entrance equipment at meter location, CALL FOR INSPECTION. Do not cover conduit without inspector's written approval to backfill.
   - When trench is backfilled and compacted, CALL FOR INSPECTION.
   - If service entrance equipment is installed after backfill, CALL FOR INSPECTION OF THE EQUIPMENT.
3. Meter cannot be set until inspector has approved installation, including service equipment, and receipt of city/county/state inspection

Additional Information: ☐ Right of Way Required Assessor's Parcel Number:

Please call your Operations Assistant at 619-699-1039 with questions about application, inspection, construction installation and to schedule a crew.

If SDG&E encounters hazardous or toxic material while performing construction of your project, SDG&E will halt work immediately and it will be your responsibility to remove and or clean up all hazardous or toxic material prior to SDG&E continuing construction. SDG&E shall have no liability or obligation whatsoever to cleanup, remove or remediate any hazardous or toxic materials discovered during the course of construction unless it is through negligence of SDG&E.
Customer-owned facilities to receive gas service are subject to all applicable local and state of California inspection authority requirements. Building address and/or houseline must be permanently identified prior to meter set. Information on this sheet is void after six (6) months.

CABLE POLE DESIGN AND LOCATION:

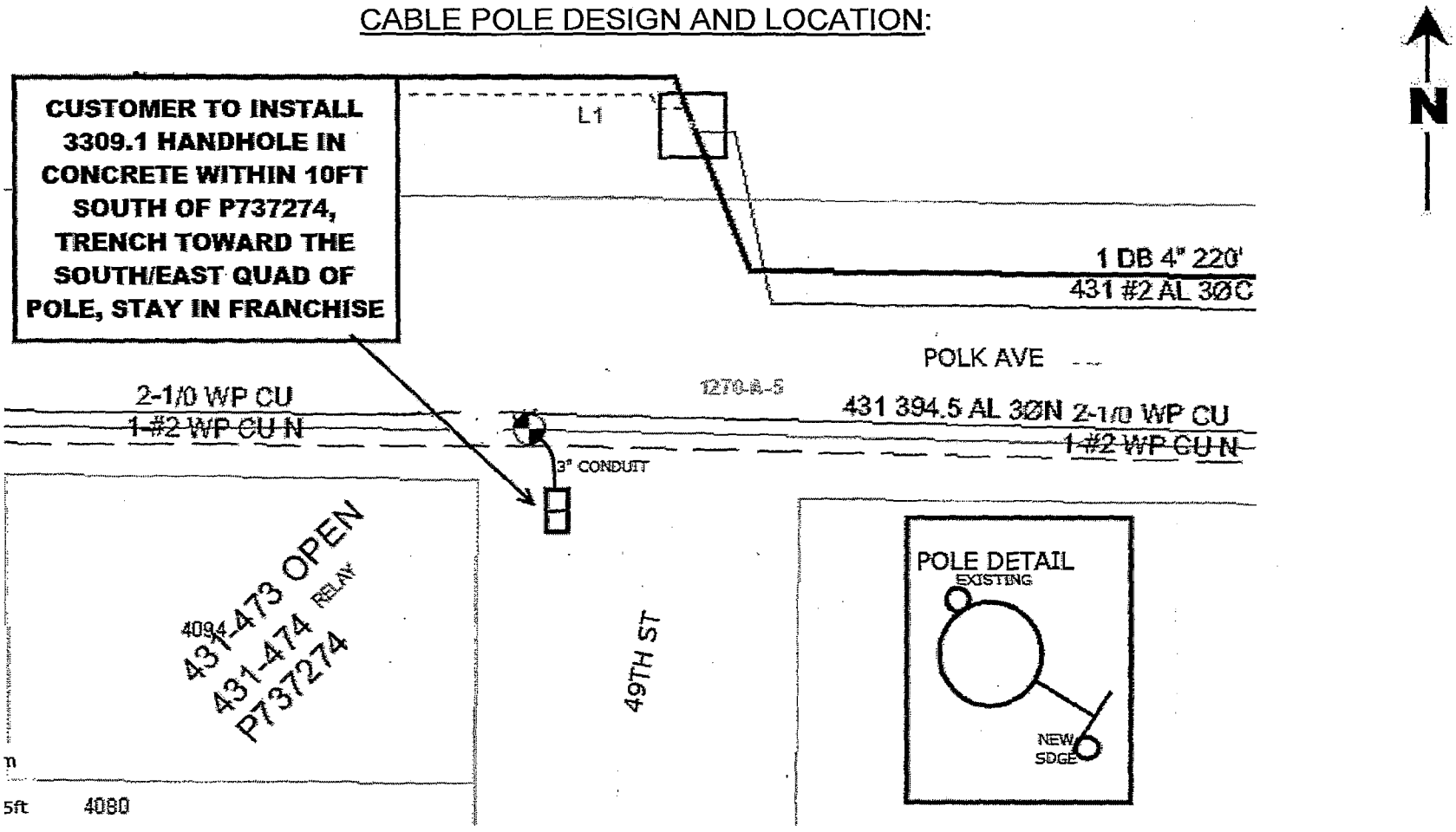

Job Notification # 300000060013	**Date:** 2/02/2016
Planner Name: Jessica Mims	**Planner Phone:** 858-636-5713
Customer Name: City San Diego/Britain Yonkers	**Customer Phone:** 760-535-5005
P/G 1270 A5	

DIGALERT

Call 811: Two Working Days Before You Dig!

SDGE
A Sempra Energy Utility

SDGE
A Sempra Energy company

Electric Service Invoice

February 1, 2016

Britain Yonker

Project: CITY OF SAN DIEGO LS2 SVS PTS UG 2015
Project ID#: 300000060015
Location: P2150174359 UG SVC PT

Thank you for your request regarding our facilities at the above address. Attached to this invoice is the sketch for the Cable Pole and handhole design from an SDG&E facility. It contains the basic information you will need for the installation of SDG&E's facilities related to your project.

The cost, as computed below, for SDG&E's portion of the work is $1,654.00. We are no longer able to accept payments in our Project Management or Service Planning Offices. All payments must be mailed to SDG&E, Customer Payment Services CP61C, PO Box 129831 San Diego, CA 92112-9831. Please mail your check with the Customer Payment Remittance form. Send your payment as soon as possible, so our work can be scheduled to coincide with yours. Please note the cost quoted is subject to change if not paid by May 15th, 2016. Also, construction activities cannot begin until we receive your payment.

Please Note: Requesting multiple revisions to your service order will require a re-design fee.

Please Note: If you cancel your request, we will retain a portion of your payment to cover SDG&E's expense for processing. The remaining amount, if any, will be refunded to you.

If you need any additional information, feel free to contact me at 858-636-5713 between the hours of 7:00AM to 4:00PM, Monday through Friday.

Thank you,

JESSICA MIMS

Electric service total amount	$1,654.00
Please pay this amount	$1,654.00

Attachments:
Cable Pole sketch, remittance form, and customer service order

Beach Cities Service Order Team	Metro Service Order Team	Northeast District	North Coast Service Order Team	Orange County	Eastern Service Order Team
4848 Santa Fe Street San Diego, CA 92109 (858) 581-7544	735 33rd Street San Diego, CA 92102 (619) 230-7800	571 Enterprise Street Escondido, CA 92029 (760) 480-7745	4940 Carlsbad Blvd Carlsbad, CA 92008 (760) 476-5621	662 Camino De Los Mares San Clemente, CA 92673 (949) 361-8066	904 W. Main St. El Cajon, CA 92020 (619) 441-3969

☒ SDG&E

CUSTOMER PAYMENT REMITTANCE

Invoice/CR #	**276797**
Project #	**360015**
Date	**February 05, 2016**
Preparer	**Dors, Debra**

Customer/Project Name:	**CITY OF SAN DIEGO**		
Project Location:	**P2150174359 UG SVC PT SD**		
SDG&E Contact:	**Mims, Jessica**	**Telephone:**	**858-636-5713**

PAYMENT DUE: **$1,654.00**

- Make checks payable to SDG&E -

MAIL TO:

Customer Payment Services - CP61C
San Diego Gas & Electric
PO Box 129831
San Diego, CA 92112-9831

THIS REMITTANCE MUST BE RETURNED WITH PAYMENT

CABLE POLE DESIGN AND LOCATION:

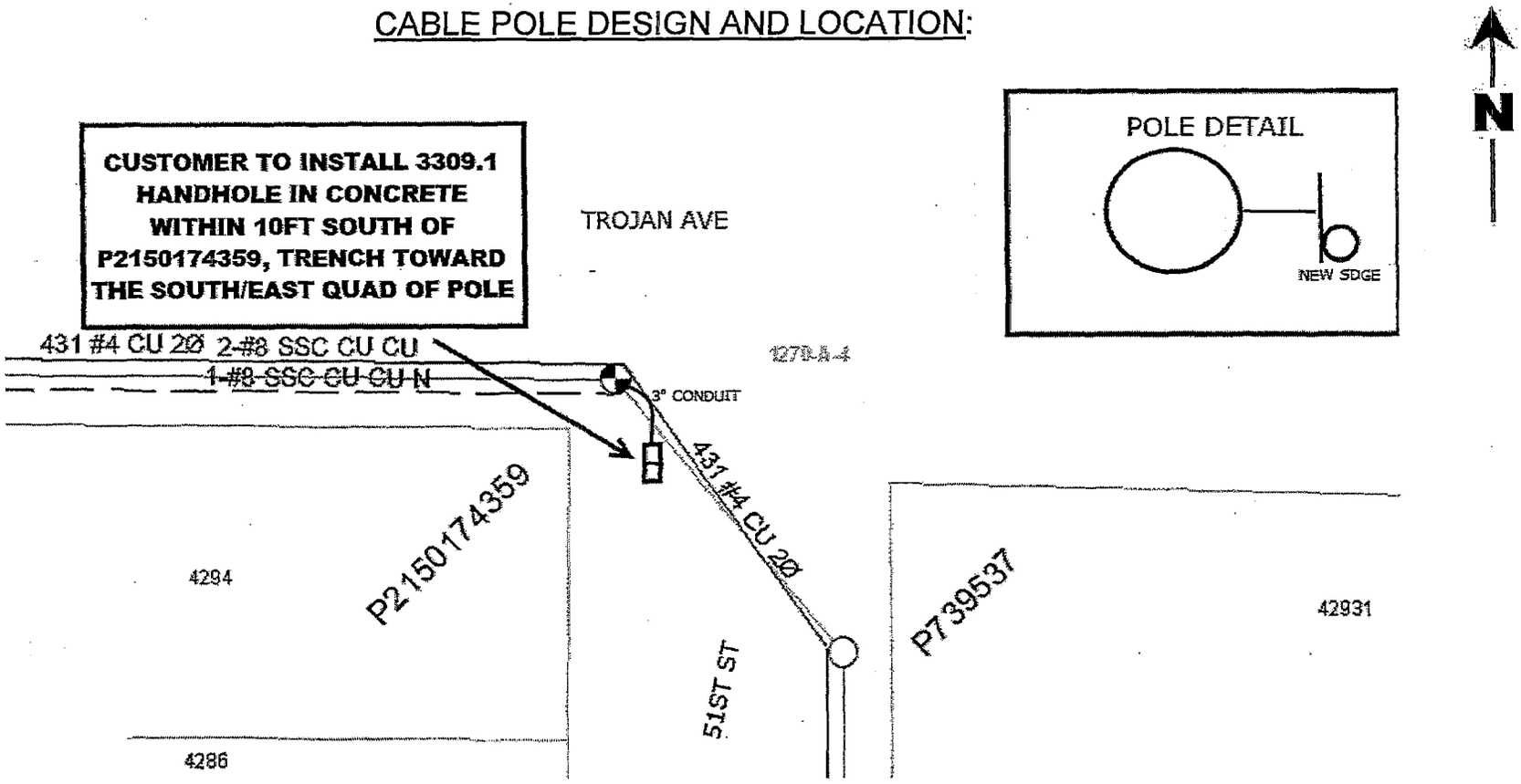

Job Notification # **300000060015**	**Date:** **2/02/2016**
Planner Name: **Jessica Mims**	**Planner Phone:** **858-636-5713**
Customer Name: **City San Diego/Britain Yonkers**	**Customer Phone:** **760-535-5005**
P/G 1270 A4	

DIGALERT
Call 811: Two Working Days Before You Dig!

SDGE
Sempra Energy utility

STREET LIGHT SERVICE POINT

Customer Copy

Notification #: 300000060015	Job #:	TB: 1270-A4
Wanted Date: ON INSPECTION	Date Prepared: 02/02/2016	
Electric Construction Order #:	Service Type: STREET LIGHT SDGE INSTALL UG NEW ARMS	
Project Title: CITY OF SAN DIEGO LS2 SVS PTS UG 2015		
Project Address:	Project City: SAN DIEGO	
Additional Address Info:		
Customer POC: Britian Yonker	Customer Phone #: 760-535-5005	
SDGE Contact: Operations Assistant	Contact Info: ,619-699-1039	

☐ Traffic Control Permit Required

Excavation/Encroachment Permits Required By:

Municipal Inspection required By:

SERVICE ATTACHMENT POINT:
Customer to install 3309.1 hand hole in concrete within 10 feet south of pole P2150174359, trench toward the south/east quad of pole. Customer to provide all trench, backfill, 3" conduit with ¾" measuring tape, mandrel, 3309.1 hand hole (labeled SDG&E) and street/surface repair. Contact SDG&E to schedule a pre-trench inspection at 619-699-1039 prior to excavating.

Station ID #: 431-150	Structure #: P2150174359		
Handhole Installed By: CUSTOMER	Handhole Lid Shall Read: SDG&E		Standards Page: 3309.1
Ladder Arms: REQUIRED	Stop Trench: 7 1/2" from Pole		Riser Quad: South-East
Bend Installed By: SDG&E	Bend Type: CABLE POLE		Bend Info: 3" 90 DEG 36"R SCH80
Conduit Installed By: CUSTOMER		Conduit Size: 3"	
# of Wires: 3		Phase: 1	Voltage:120/240

Meter height -- 4'0" min. (3'0" min. for multiple installation) -- 6'3" max. From finish grade to centerline of meter base. Meters are required to be readily accessible 24 hours per day. Meters must be located in a safe area free of any potentially hazardous or dangerous condition. Provide 3-ft. x 3-ft. clear and level working space in front of meter. Where meter room is proposed, contact the planner at the nearest SDG&E office. Meter bases and meter service disconnects must be located at or immediately adjacent to each other and be identified with address and unit number.

PROCEDURE FOR INSTALLATION
1. PHONE DIG ALERT "811" AT LEAST TWO DAYS PRIOR TO TRENCHING FOR LOCATION OF UNDERGROUND UTILITIES.
2. Phone Operations Assistant at 619-699-1039 for the following:
   - 3 Working days prior to trenching to arrange pre-meet with inspector and initiate trenching process.
   - After excavation of trench, installation of conduit and service entrance equipment at meter location, CALL FOR INSPECTION. Do not cover conduit without inspector's written approval to backfill.
   - When trench is backfilled and compacted, CALL FOR INSPECTION.
   - If service entrance equipment is installed after backfill, CALL FOR INSPECTION OF THE EQUIPMENT.
3. Meter cannot be set until inspector has approved installation, including service equipment, and receipt of city/county/state inspection

Additional Information: ☐ Right of Way Required Assessor's Parcel Number:
Please call your Operations Assistant at 619-699-1039 with questions about application, inspection, construction installation and to schedule a crew.

If SDG&E encounters hazardous or toxic material while performing construction of your project, SDG&E will halt work immediately and it will be your responsibility to remove and or clean up all hazardous or toxic material prior to SDG&E continuing construction. SDG&E shall have no liability or obligation whatsoever to cleanup, remove or remediate any hazardous or toxic materials discovered during the course of construction unless it is through negligence of SDG&E.
Customer-owned facilities to receive gas service are subject to all applicable local and state of California inspection authority requirements. Building address and/or houseline must be permanently identified prior to meter set. Information on this sheet is void after six (6) months. Keep this notice with building permit.

Planned By: Jessica Mims	Phone#: 8586365713

SDGE
A Sempra Energy company

Electric Service Invoice

February 1, 2016

Britain Yonker

Project: CITY OF SAN DIEGO LS2 SVS PTS UG 2015
Project ID#: 300000060018
Location: P739552 UG SVC PT

Thank you for your request regarding our facilities at the above address. Attached to this invoice is the sketch for the Cable Pole and handhole design from an SDG&E facility. It contains the basic information you will need for the installation of SDG&E's facilities related to your project.

The cost, as computed below, for SDG&E's portion of the work is $1,654.00. We are no longer able to accept payments in our Project Management or Service Planning Offices. All payments must be mailed to SDG&E, Customer Payment Services CP61C, PO Box 129831 San Diego, CA 92112-9831. Please mail your check with the Customer Payment Remittance form. Send your payment as soon as possible, so our work can be scheduled to coincide with yours. Please note the cost quoted is subject to change if not paid by May 15th, 2016. Also, construction activities cannot begin until we receive your payment.

Please Note: Requesting multiple revisions to your service order will require a re-design fee.

Please Note: If you cancel your request, we will retain a portion of your payment to cover SDG&E's expense for processing. The remaining amount, if any, will be refunded to you.

If you need any additional information, feel free to contact me at 858-636-5713 between the hours of 7:00AM to 4:00PM, Monday through Friday.

Thank you,

JESSICA MIMS

Electric service total amount	$1,654.00
Please pay this amount	$1,654.00

Attachments:
Cable Pole sketch, remittance form, and customer service order

Beach Cities Service Order Team	Metro Service Order Team	Northeast District	North Coast Service Order Team	Orange County	Eastern Service Order Team
4848 Santa Fe Street San Diego, CA 92109 (858) 581-7544	735 33rd Street San Diego, CA 92102 (619) 230-7800	571 Enterprise Street Escondido, CA 92029 (760) 480-7745	4940 Carlsbad Blvd Carlsbad, CA 92008 (760) 476-5621	662 Camino De Los Mares San Clemente, CA 92673 (949) 361-8066	904 W. Main St. El Cajon, CA 92020 (619) 441-3969

☒ SDG&E

CUSTOMER PAYMENT REMITTANCE

Invoice/CR #	**276829**
Project #	**360018**
Date	**February 05, 2016**
Preparer	**Dors, Debra**

Customer/Project Name:	**CITY OF SAN DIEGO**		
Project Location:	**P739552 UG SVC PT**		
SDG&E Contact:	**Mims, Jessica**	**Telephone:**	**858-636-5713**

PAYMENT DUE: **$1,654.00**

- Make checks payable to SDG&E -

MAIL TO:

Customer Payment Services - CP61C
San Diego Gas & Electric
PO Box 129831
San Diego, CA 92112-9831

THIS REMITTANCE MUST BE RETURNED WITH PAYMENT

SDGE connected

A Sempra Energy utility

STREET LIGHT SERVICE POINT

Customer Copy

Notification #: 300000060018	Job #:	TB: 1270-A4
Wanted Date: ON INSPECTION	Date Prepared: 02/02/2016	
Electric Construction Order #:	Service Type: STREET LIGHT SDGE INSTALL UG NEW ARMS	
Project Title: CITY OF SAN DIEGO LS2 SVS PTS UG 2015		
Project Address:	Project City: SAN DIEGO	
Additional Address Info:		
Customer POC: Britian Yonker	Customer Phone #: 760-535-5005	
SDGE Contact: Operations Assistant	Contact Info: ,619-699-1039	

☐ Traffic Control Permit Required

Excavation/Encroachment Permits Required By:

Municipal Inspection required By:

SERVICE ATTACHMENT POINT:
Customer to install 3309.1 hand hole in concrete within 10 feet north of pole P739552, trench toward the south/east quad of pole. Customer to provide all trench, backfill, 3" conduit with ¾" measuring tape, mandrel, 3309.1 hand hole (labeled SDG&E) and street/surface repair. Contact SDG&E to schedule a pre-trench inspection at 619-699-1039 prior to excavating.

Station ID #: 342-220	Structure #: P739552		
Handhole Installed By: CUSTOMER	Handhole Lid Shall Read: SDG&E		Standards Page: 3309.1
Ladder Arms: REQUIRED	Stop Trench: 7 1/2" from Pole		Riser Quad: North-West
Bend Installed By: SDG&E	Bend Type: CABLE POLE		Bend Info: 3" 90 DEG 36"R SCH80
Conduit Installed By: CUSTOMER		Conduit Size: 3"	
# of Wires: 3		Phase: 1	Voltage:120/240

Meter height -- 4'0" min. (3'0" min. for multiple installation) -- 6'3" max. From finish grade to centerline of meter base. Meters are required to be readily accessible 24 hours per day. Meters must be located in a safe area free of any potentially hazardous or dangerous condition. Provide 3-ft. x 3-ft. clear and level working space in front of meter. Where meter room is proposed, contact the planner at the nearest SDG&E office. Meter bases and meter service disconnects must be located at or immediately adjacent to each other and be identified with address and unit number.

PROCEDURE FOR INSTALLATION

1. PHONE DIG ALERT "811" AT LEAST TWO DAYS PRIOR TO TRENCHING FOR LOCATION OF UNDERGROUND UTILITIES.
2. Phone Operations Assistant at 619-699-1039 for the following:
   - 3 Working days prior to trenching to arrange pre-meet with inspector and initiate trenching process.
   - After excavation of trench, installation of conduit and service entrance equipment at meter location, CALL FOR INSPECTION. Do not cover conduit without inspector's written approval to backfill.
   - When trench is backfilled and compacted, CALL FOR INSPECTION.
   - If service entrance equipment is installed after backfill, CALL FOR INSPECTION OF THE EQUIPMENT.
3. Meter cannot be set until inspector has approved installation, including service equipment, and receipt of city/county/state inspection

Additional Information: ☐ Right of Way Required Assessor's Parcel Number:

Please call your Operations Assistant at 619-699-1039 with questions about application, inspection, construction installation and to schedule a crew.

If SDG&E encounters hazardous or toxic material while performing construction of your project, SDG&E will halt work immediately and it will be your responsibility to remove and or clean up all hazardous or toxic material prior to SDG&E continuing construction. SDG&E shall have no liability or obligation whatsoever to cleanup, remove or remediate any hazardous or toxic materials discovered during the course of construction unless it is through negligence of SDG&E.
Customer-owned facilities to receive gas service are subject to all applicable local and state of California inspection authority requirements. Building address and/or houseline must be permanently identified prior to meter set. Information on this sheet is void after six (6) months. Keep this notice with building permit.

Planned By: Jessica Mims	Phone#: 8586365713

CABLE POLE DESIGN AND LOCATION:

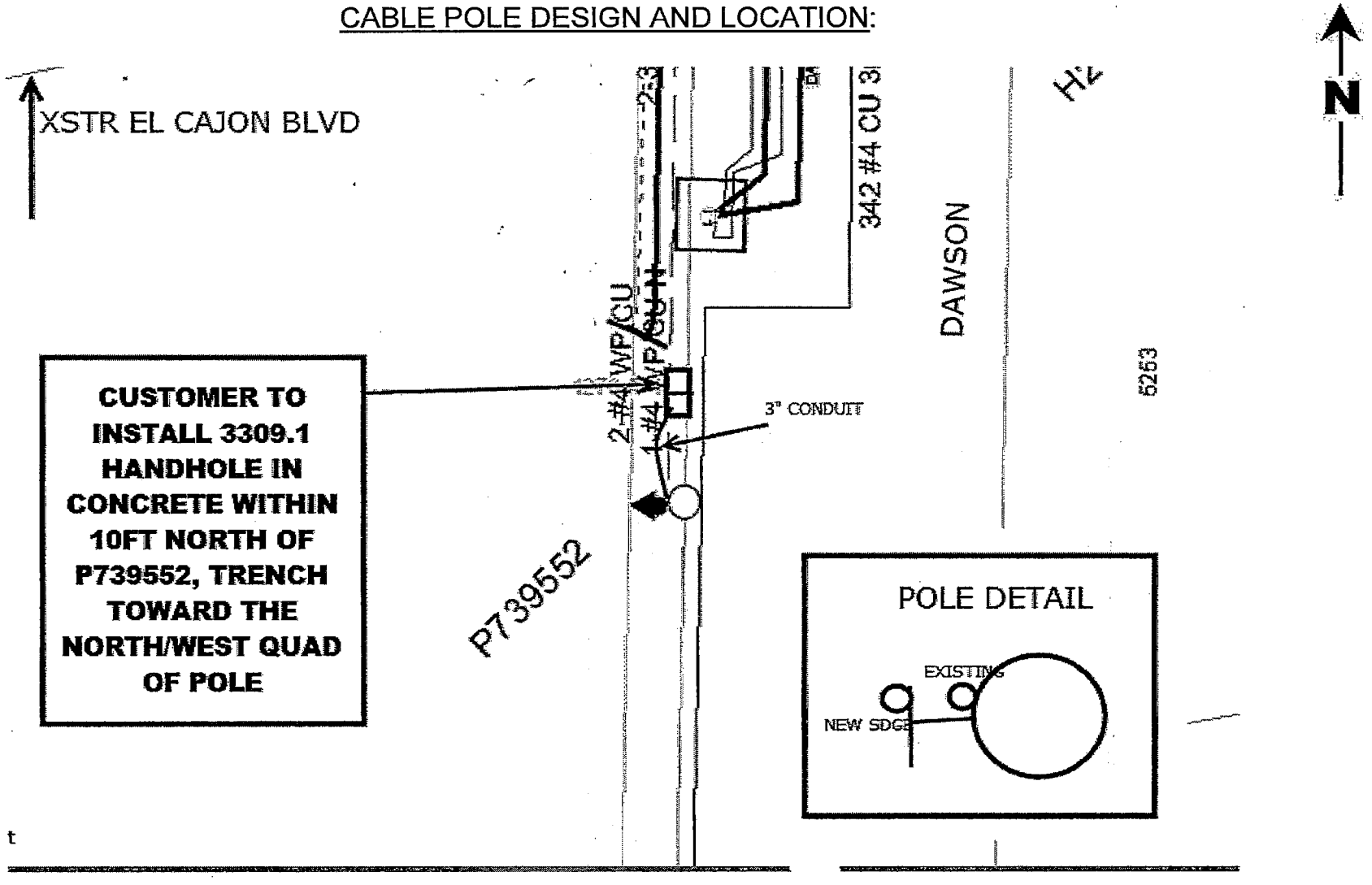

Job Notification # 300000060018	**Date:** 2/02/2016
Planner Name: Jessica Mims	**Planner Phone:** 858-636-5713
Customer Name: City San Diego/Britain Yonkers	**Customer Phone:** 760-535-5005
P/G 1270 A4	

DIGALERT

Call 811: Two Working Days Before You Dig!

SDGE

A Sempra Energy utility

APPENDIX F

MORATORIUM WAIVERS

P1

City of San Diego

Request for Street Resurfacing Moratorium Waiver

This request is for a waiver of the Street Resurfacing Moratorium Ordinance MC Sec 62.1203 & 62.1204. The request is for trenching operations that are proposed to cut in to streets paved within the moratorium period. Not all requests will be granted. Please fill out the form thoroughly and explain the need to waive the moratorium.

Attn: City Engineer

Date of Request for Waiver: 3/11/15 Applicant: CIVIC SAN DIEGO
Project Name/Number: 50th Street PN# 394964 COLINA PARK/P1
Project Address: 50th STREET
Limits (closest street intersections): OAKCREST and UNIVERSITY AVE
Describe the scope of the work:
TRENCHING DUE TO NEW STREETLIGHTS

The street/road 50th STREET between OAKCREST OR and UNIVERSITY is under the City Street Resurfacing Moratorium, per Municipal Code Section 62.1203 and 62.1204, for (Check one of the following): ☒ Overlay ☐ Slurry

- This is scheduled to expire on: _____
- The street classification is: (Circle one) Residential/Collector/Major/Arterial.
- Based on this proposed work, the project qualifies for a waiver due to one or more of the following reasons: (Check all that apply)

☒ A bona fide emergency that:
- ☒ Endangers the health and safety or property of the citizenry; **and**
- ☐ Requires excavation in order to remediate the emergency; or

☒ New service to a specific location cannot be provided:
- ☒ Through existing conduit; or
- ☐ Where trenchless technology is impractical due to:
  - ☐ Soil conditions; or
  - ☐ Proximity of installations; or
  - ☐ Where a large conduit package is being installed
  - ☐ Where trenchless technology is economically impractical compared to trenching and resurfacing performed in accordance with approved standards.
- ☐ The Public Utility demonstrates to the City Engineer that the service cannot be provided from another location.

☐ Installation relocation by non-government owned Public Utilities is both:
- ☐ Required by the City, County, State or Federal Government; **and**
- ☐ Not required as a result of an underground utility district established pursuant to Section 61.0501, et seq.

☐ Only a Non-Linear Excavation will be made.

Add any additional information on work and add any additional justifications.

Public Infrastructure is critical to health, safety and quality of life. Streetlights will improve safety in a low-and moderate-income area and reduce crime.

By your granting the waiver, we agree to repair and resurface the street in accordance with the City of San Diego Trench Cut Ordinance, Municipal Code Section **62.1203 and 62.1204,** and follow required City of San Diego Standard Drawings and specifications.

68

☐ Entire width and length of excavation including influence areas. Influence area is _____ inches.
☒ Entire Length of excavation from curb-line to-curb line. for asphalt paving
☐ Entire Length of excavation from curb-line to raised median.

Sincerely,

[Signature of Applicant]

☒ Approved ☐ Denied

Deputy City Engineer

5/13/15
Date

Copies: Project File
Applicant

P3

City of San Diego

Request for Street Resurfacing Moratorium Waiver

This request is for a waiver of the Street Resurfacing Moratorium Ordinance MC Sec 62.1203 & 62.1204. The request is for trenching operations that are proposed to cut in to streets paved within the moratorium period. Not all requests will be granted. Please fill out the form thoroughly and explain the need to waive the moratorium.

Attn: City Engineer

Date of Request for Waiver: 3/11/15 Applicant: CIVIC SAN DIEGO (SOFFENSON)
Project Name/Number: ALTADENA AVE / COLINA PARK P3 PN: 400445
Project Address: ALTADENA AVE.
Limits (closest street intersections): EL CAJON BLVD and ORANGE AVE.
Describe the scope of the work:
TRENCHING DUE TO NEW STREETLIGHTS

The street/road ALTADENA AVE between EL CAJON BL and ORANGE AVE is under the City Street Resurfacing Moratorium, per Municipal Code Section 62.1203 and 62.1204, for (Check one of the following): ☒ Overlay ☐ Slurry

- This is scheduled to expire on: _____
- The street classification is: (Circle one) Residential/Collector/Major/Arterial.
- Based on this proposed work, the project qualifies for a waiver due to one or more of the following reasons: (Check all that apply)

☒ A bona fide emergency that:
- ☒ Endangers the health and safety or property of the citizenry; **and**
- ☐ Requires excavation in order to remediate the emergency; or

☒ New service to a specific location cannot be provided:
- ☒ Through existing conduit; or
- ☐ Where trenchless technology is impractical due to:
  - ☐ Soil conditions; or
  - ☐ Proximity of installations; or
  - ☐ Where a large conduit package is being installed
  - ☐ Where trenchless technology is economically impractical compared to trenching and resurfacing performed in accordance with approved standards.
- ☐ The Public Utility demonstrates to the City Engineer that the service cannot be provided from another location.

☐ Installation relocation by non-government owned Public Utilities is both:
- ☐ Required by the City, County, State or Federal Government; **and**
- ☐ Not required as a result of an underground utility district established pursuant to Section 61.0501, et seq.

☐ Only a Non-Linear Excavation will be made.

Add any additional information on work and add any additional justifications.

Public infrastructure is critical to health, safety and quality of life. Street lights will improve safety in a low and moderate income area and reduce crime

By your granting the waiver, we agree to repair and resurface the street in accordance with the City of San Diego Trench Cut Ordinance, Municipal Code Section **62.1203 and 62.1204,** and follow required City of San Diego Standard Drawings and specifications.

☐ Entire width and length of excavation including influence areas. Influence area is _____ inches.
☒ Entire Length of excavation from curb-line to-curb line. for asphalt paving
☐ Entire Length of excavation from curb-line to raised median.
☒ Entire Width and Length of concrete panel, joint to joint

68

Sincerely,

GRETCHEN SORENSON, CIVIC S.D.
[Signature of Applicant]

☒ Approved ☐ Denied

Deputy City Engineer

5/13/15
Date

Copies: Project File
Applicant

P4

City of San Diego

Request for Street Resurfacing Moratorium Waiver

This request is for a waiver of the Street Resurfacing Moratorium Ordinance MC Sec 62.1203 & 62.1204. The request is for trenching operations that are proposed to cut in to streets paved within the moratorium period. Not all requests will be granted. Please fill out the form thoroughly and explain the need to waive the moratorium.

Attn: City Engineer

Date of Request for Waiver: 3/11/15 Applicant: CIVIC SAN DIEG G SORENSON
Project Name/Number: 50th STREET / COLINA PARK P4 PN: 400476
Project Address: 50 th STREET
Limits (closest street intersections): EL CAJON BLVD. and ORANGE AVE.
Describe the scope of the work:
TRENCHING DUE TO NEW STREETLIGHTS

The street/road 50th STREET between EL CAJON BLVD and ORANGE A is under the City Street Resurfacing Moratorium, per Municipal Code Section 62.1203 and 62.1204, for (Check one of the following): ☒ Overlay ☐ Slurry

- This is scheduled to expire on: _____.
- The street classification is: (Circle one) Residential/Collector/Major/Arterial.
- Based on this proposed work, the project qualifies for a waiver due to one or more of the following reasons: (Check all that apply)

☒ A bona fide emergency that:
- ☒ Endangers the health and safety or property of the citizenry; **and**
- ☐ Requires excavation in order to remediate the emergency; or

☒ New service to a specific location cannot be provided:
- ☒ Through existing conduit; or
- ☐ Where trenchless technology is impractical due to:
  - ☐ Soil conditions; or
  - ☐ Proximity of installations; or
  - ☐ Where a large conduit package is being installed
  - ☐ Where trenchless technology is economically impractical compared to trenching and resurfacing performed in accordance with approved standards.
- ☐ The Public Utility demonstrates to the City Engineer that the service cannot be provided from another location.

☐ Installation relocation by non-government owned Public Utilities is both:
- ☐ Required by the City, County, State or Federal Government; **and**
- ☐ Not required as a result of an underground utility district established pursuant to Section 61.0501, et seq.

☐ Only a Non-Linear Excavation will be made.

Add any additional information on work and add any additional justifications.

Public Infrastructure is critical to health, safety and quality of life. Street lights will improve safety in a low and moderate income area and reduce crime.

By your granting the waiver, we agree to repair and resurface the street in accordance with the City of San Diego Trench Cut Ordinance, Municipal Code Section **62.1203 and 62.1204,** and follow required City of San Diego Standard Drawings and specifications.

☐ Entire width and length of excavation including influence areas. Influence area is ____ inches.
☒ Entire Length of excavation from curb-line to-curb line. for asphalt paving
☐ Entire Length of excavation from curb-line to raised median.
☒ Entire Width and Length of concrete panel, joint to joint

Sincerely,

GRETCHEN SORENSON
[Signature of Applicant] civic SD. PUBLIC WORKS

☒ Approved ☐ Denied

Deputy City Engineer

5/13/15
Date

Copies: Project File
Applicant

P5

City of San Diego

Request for Street Resurfacing Moratorium Waiver

This request is for a waiver of the Street Resurfacing Moratorium Ordinance MC Sec 62.1203 & 62.1204. The request is for trenching operations that are proposed to cut in to streets paved within the moratorium period. Not all requests will be granted. Please fill out the form thoroughly and explain the need to waive the moratorium.

Attn: City Engineer

Date of Request for Waiver: 5/6/15 Applicant: CIVIC SAN DIEGO
Project Name/Number: 52nd STREET PN # 411017 COLINA PARK P5
Project Address: 52nd STREET
Limits (closest street intersections): EL CAJON BLVD and SOUTH OF ORANGE
Describe the scope of the work:
TRENCHING DUE TO NEW STREETLIGHTS

The street/road 52nd STREET between EL CAJON Blvd and ORANGE Ave under the City Street Resurfacing Moratorium, per Municipal Code Section 62.1203 and 62.1204, for (Check one of the following): ☐ Overlay ☐ Slurry

- This is scheduled to expire on: _____.
- The street classification is: (Circle one) (Residential)/Collector/Major/Arterial.
- Based on this proposed work, the project qualifies for a waiver due to one or more of the following reasons: (Check all that apply)

☒ A bona fide emergency that:
- ☒ Endangers the health and safety or property of the citizenry; **and**
- ☐ Requires excavation in order to remediate the emergency; or

☒ New service to a specific location cannot be provided:
- ☒ Through existing conduit; or
- ☐ Where trenchless technology is impractical due to:
  - ☐ Soil conditions; or
  - ☐ Proximity of installations; or
  - ☐ Where a large conduit package is being installed
  - ☐ Where trenchless technology is economically impractical compared to trenching and resurfacing performed in accordance with approved standards.
- ☐ The Public Utility demonstrates to the City Engineer that the service cannot be provided from another location.

☐ Installation relocation by non-government owned Public Utilities is both:
- ☐ Required by the City, County, State or Federal Government; **and**
- ☐ Not required as a result of an underground utility district established pursuant to Section 61.0501, et seq.

☐ Only a Non-Linear Excavation will be made.

Add any additional information on work and add any additional justifications.

Public Infrastructure is critical to health, safety and quality of life. Streetlights will improve safety in a low- and moderate income area and reduce crime.

By your granting the waiver, we agree to repair and resurface the street in accordance with the City of San Diego Trench Cut Ordinance, **Municipal** Code Section **62.1203 and 62.1204,** and follow required City of San Diego Standard Drawings and specifications.

☐ Entire width and length of excavation including influence areas. Influence area is _____ inches.
☒ Entire Length of excavation from curb-line to-curb line. for asphalt paving.
☐ Entire Length of excavation from curb-line to raised median.
☒ ENTIRE width and length of concrete panel, joint to joint

68

Sincerely,

Gretchen Sorenson GRETCHEN SORENSON, CIVIC SD.
[Signature of Applicant]

☒ Approved ☐ Denied

Deputy City Engineer

5/13/15
Date

Copies: Project File
Applicant

P6

City of San Diego

Request for Street Resurfacing Moratorium Waiver

This request is for a waiver of the Street Resurfacing Moratorium Ordinance MC Sec 62.1203 & 62.1204. The request is for trenching operations that are proposed to cut in to streets paved within the moratorium period. Not all requests will be granted. Please fill out the form thoroughly and explain the need to waive the moratorium.

PTS # 402247

Attn: City Engineer

Date of Request for Waiver: 5/6/15 Applicant: CIVIC SAN DIEGO
Project Name/Number: 53rd STREET & MEADE AVE. COLINA PARK P6
Project Address: 53rd STREET & MEADE AVE
Limits (closest street intersections): EL CAJON BLVD. and TROJAN AVE
Describe the scope of the work:
TRENCHING DUE TO NEW STREETLIGHTS

The street/road 53rd STREET & MEADE AVE between EL CAJON BLVD. and TROJAN AVE is under the City Street Resurfacing Moratorium, per Municipal Code Section 62.1203 and 62.1204, for (Check one of the following): ☐ Overlay ☐ Slurry

- This is scheduled to expire on: _____
- The street classification is: (Circle one) Residential/Collector/Major/Arterial.
- Based on this proposed work, the project qualifies for a waiver due to one or more of the following reasons: (Check all that apply)

☒ A bona fide emergency that:
- ☒ Endangers the health and safety or property of the citizenry; **and**
- ☐ Requires excavation in order to remediate the emergency; or

☒ New service to a specific location cannot be provided:
- ☒ Through existing conduit; or
- ☐ Where trenchless technology is impractical due to:
  - ☐ Soil conditions; or
  - ☐ Proximity of installations; or
  - ☐ Where a large conduit package is being installed
  - ☐ Where trenchless technology is economically impractical compared to trenching and resurfacing performed in accordance with approved standards.
- ☐ The Public Utility demonstrates to the City Engineer that the service cannot be provided from another location.

☐ Installation relocation by non-government owned Public Utilities is both:
- ☐ Required by the City, County, State or Federal Government; **and**
- ☐ Not required as a result of an underground utility district established pursuant to Section 61.0501, et seq.

☐ Only a Non-Linear Excavation will be made.

Add any additional information on work and add any additional justifications.

Public Infrastructure is critical to health, safety and quality of life. Streetlights will improve safety in a low and moderate income area and reduce crime.

By your granting the waiver, we agree to repair and resurface the street in accordance with the City of San Diego Trench Cut Ordinance, Municipal Code Section **62.1203 and 62.1204,** and follow required City of San Diego Standard Drawings and specifications.

☐ Entire width and length of excavation including influence areas. Influence area is _____ inches.
☒ Entire Length of excavation from curb-line to-curb line.
☐ Entire Length of excavation from curb-line to raised median.
☒ ENTIRE WIDTH AND LENGTH OF CONCRETE PANEL, JOINT TO JOINT

68

Sincerely,

Gretchen Sorenson GRETCHEN SORENSON, CIVIC S.D.
[Signature of Applicant]

☑ Approved ☐ Denied

Deputy City Engineer

2/1/16
Date

Copies: Project File
Applicant

P. 8

City of San Diego
Development Services
1222 First Ave., MS-302
San Diego, CA 92101
(619) 446-5000

THE CITY OF SAN DIEGO

Excavation Moratorium Waiver

FORM DS-350
OCTOBER 2014

This form shall be used when a waiver is requested in accordance with Municipal Code Section §62.1206 & §62.1207 - Excavation Moratorium Waivers. Excavations shall not be permitted in a moratorium street without a valid moratorium waiver. Not all requests will be granted. Please fill out the form thoroughly and explain the need to waive the moratorium. This completed form may be submitted with the construction plans for the proposed work.

1. Project Name: COLINA PARK PS — **Project Number:** 420111

Project Address: COLINA PARK, SAN DIEGO, CA

2. Property Owner/Permit Holder Name: CITY OF SAN DIEGO SUCCESSOR AGENCY — **E-mail:** sorenson@civicsd.com

Address: 401 B STREET, SUITE 400 — **City:** SAN DIEGO — **State:** CA — **Zip Code:** 92101

Telephone: (619) 533 7113 — **Fax Number:** (619) 236 9148

3. Describe the Scope of the Work:
TRENCHING DUE TO NEW STREETLIGHTS

Street/Road: COLINA PARK NEIGHBORHOOD — Between: see attached and plan P1+P2 — is a Moratorium Street as defined in Municipal Code Section §62.1203 for: ☒ Overlay ☐ Slurry

The Moratorium Expires on: — Street Classification: ☒ Residential ☐ Collector ☐ Major ☐ Arterial

4. Based on the scope of work, the project qualifies for a waiver due to one or more of the following reasons: *(Check all that apply)*

☒ An emergency exists that:
- Endangers the health and safety or property of the citizenry; and
- Requires excavation in order to remediate the emergency.

☒ New service to a specific location cannot be provided either:
- Through existing conduit.
- Where trenchless technology is impractical due to one or more of the following:
  - Soil conditions
  - Proximity of facilities
  - Where trenchless technology is economically impractical compared to trenching and resurfacing performed in accordance with approved standards.
- The Public Utility demonstrates to the City Engineer's satisfaction that the service cannot be provided from another location.

☐ The installation relocation by non-government owned Public Utility is both:
- Required by the City, County, State or Federal Government; and
- Not required as a result of an underground utility district established pursuant to Section §61.050.

☐ Only a Non-Linear Excavation or an exploratory excavation will be made. The City Engineer may authorize an exploratory excavation with an area not to exceed five feet by five feet.

Add any additional information and any additional justifications for the proposed work (*attach additional sheets if necessary*).

PUBLIC INFRASTRUCTURE IS CRITICAL TO HEALTH, SAFETY AND QUALITY OF LIFE. STREETLIGHTS WILL IMPROVE SAFETY IN A LOW AND MODERATE INCOME AREA AND REDUCE CRIME.

5. Resurfacing Requirements (*check circumstance that applies*).

By approval of this Moratorium Waiver, the requester agrees to repair and resurface the street in accordance with the City of San Diego Municipal Code Section §62.1208 and §62.1209, and follow required City of San Diego Standard Drawings and specifications.

☐ The excavation is in the direction of traffic. The excavator shall resurface the entire excavation area plus the excavation influence area on each end of the excavation area, and the entire width of the street from curb to curb or where a raised median is present the excavator shall resurface from curb line to raised median.
The influence area extended around the perimeter of the excavation is _____ inches.

☒ The excavation is perpendicular to the direction of traffic. The excavator shall resurface the entire length of excavation from curb to curb or for the length of the excavation plus the excavation influence area extending on each end of the excavation, whichever is less. The resurface shall also include the excavation area plus the excavation influence area on each side of the excavation area. for asphalt paving
The influence area extended around the perimeter of the excavation is _____ inches.

☐ A raised median is present and the excavation is perpendicular to the direction of traffic. The excavator shall resurface either from the raised median to the curb or for the length of the excavation plus the excavation influence area extending on each end of the excavation, whichever is less. The resurface shall also include the excavation area plus the excavation influence area on each side of the excavation area.
The influence area extended around the perimeter of the excavation is _____ inches.

☒ ENTIRE WIDTH AND LENGTH OF CONCRETE PANEL, JOINT TO JOINT

6. Property Owner/Permit Holder Signature: *Check one* ☐ Property Owner ☒ Permit Holder

Signature

10/29/2015
Date

Clear Form

FOR CITY USE ONLY

☑ Approved ☐ Denied

Deputy City Engineer

Date

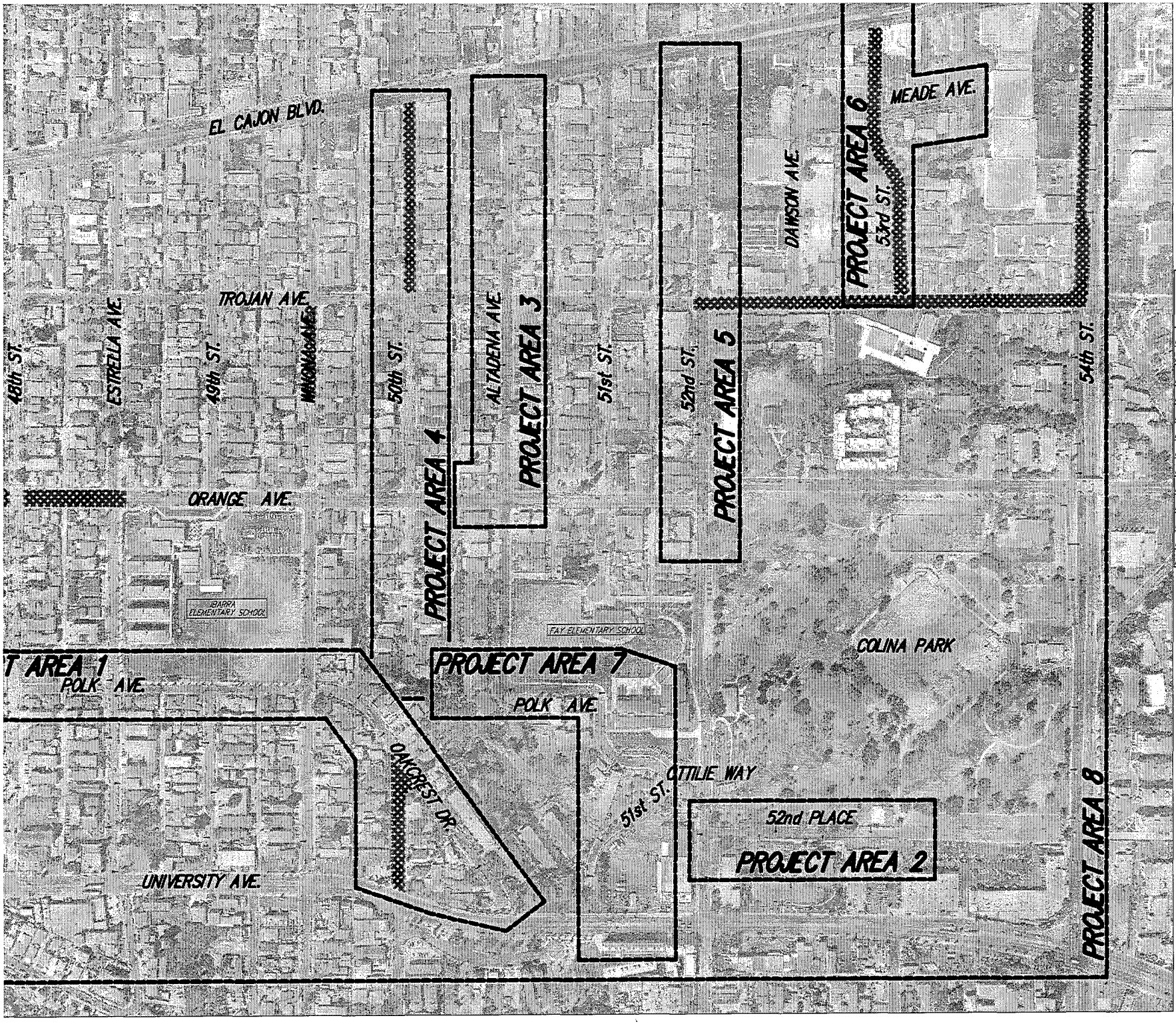

COLINA P

STREET

PROJECT AREAS (STREE
P1 (50TH ST)
P3 (ALTADENA AVE)
P4 (50TH ST)
P5 (52ND ST)
P6 (53RD ST)
P8 (TROJAN AVE BTWN EUCLI
P8 (TROJAN AVE BTWN 52ND
P8 (ORANGE AVE BTWN EUCLI
P8 (ORANGE AVE BTWN ALTAL
P8 (EUCLID AVE BTWN EL CA
P8 (48TH ST BTWN EL CAJON
P8 (WINONA AVE BTWN TROJA
P8 (54TH ST BTWN EL CAJON

APPENDIX G

MINOR WATER POLLUTION CONTROL PLANS (MWPCP)

THE CITY OF SAN DIEGO City of San Diego **Development Services** 1222 First Ave., MS-302 San Diego, CA 92101 (619) 446-5000	**"Minor" Water Pollution Control Plan (MWPCP)**	FORM **DS-570** OCTOBER 2012

MWPCP REQUIREMENTS

The City requires a Water Pollution Control Plan (WPCP), a Minor Water Pollution Control Plan (MWPCP) or a Storm Water Pollution Prevention Plan (SWPPP), for all construction projects that have potential for storm water pollution. Some construction project types, such as interior plumbing, electrical and mechanical work, may be considered exempt. The appropriate plan is determined by the following guidelines:

1. Any project subject to the Construction General Permit (CGP) (typically projects with 1 acre or more of ground disturbance) requires a SWPPP and may not utilize a WPCP or MWPCP. If coverage under the CGP (Permit which requires a SWPPP) is not required for the project, see below:
2. The following approval types (see Form DS-3032) require a WPCP: Grading, Public Right-of-Way, and Demolition/Removal. Exceptions may be made allowing use of this MWPCP for minor work.
3. The following approval types (see Form DS-3032) require a WPCP whenever a submittal for Drainage and Grades review is required: Exceptions may be made allowing use of this MWPCP for minor work.
4. This MWPCP may be utilized for projects that create less than 5,000sf of ground disturbance and have less than a 5ft elevation differential over the entire project area.

NOTE: It is the responsibility of the project owner to ensure that all construction activities comply with local and state regulations, including San Diego Municipal Code Sect. 43.03. The guidance and template provided here is for the applicants' convenience and do not alleviate responsibility on part of the project owner to determine the appropriate level of BMP planning and implementation to prevent pollutant discharges.

STEP 1. IDENTIFY RELEVANT PROJECT INFORMATION

Applicant Name:	Contact Name:	Project Number:
City of San Diego Successor Agency	David Graham	

Contact Information:

Mailing Address:	City:	State:	Zip Code:
401 "B" Street, Ste 400	San Diego	CA	92101

Telephone No.:	E-mail Address:
(619) 533-7113	sorenson@civicsd.com

Project Information:

Address:	City:	State:	Zip Code:
Polk Ave, Oakcrest Dr & 50th St (P1)	San Diego	CA	92105

APN:	Permit Application Number:

Brief Project Description:

This project consists of the construction of missing sidewalk, substandard driveways and additional street lights along Polk Ave, Oakcrest Dr & 50th St btwn Euclid Avenue & University Avenue within the public right-of-way.

Improvements (overall square footage):	Estimate Project Start Date:	Estimate Project Finish Date:
1,146 SF	2015	2015

Total Lot Size in ft²:	Estimated Amount of Disturbed Differential Acreage:	Estimate Elevation over entire Project Area:
N/A (City ROW)	0.03 Acres + Street Lights	1.0 FT

STEP 2: IDENTIFY CONSTRUCTION STORM WATER BMPs

Unprotected construction sites have the potential to discharge sediment and other pollutants into local waterways. All construction projects are required to reduce pollution to the maximum extent practicable by implementing best management practices (BMPs). Sections 5 of the Storm Water Standards Manual outline the requirements for Construction Stormwater BMPs. There are five categories:

1. Erosion control practices
2. Velocity reduction
3. Sediment control practices
4. Offsite sediment tracking control
5. General site and materials management

BMPs from each of the five categories must be used together as a system in order to prevent potential discharges.

If you answer "Yes" to any of the questions below, your project is subject to Table 1 on the following page (Minimum Required Standard Construction Stormwater BMPs). As noted in the table, please select at least the minimum number of required BMPs, or as many as are feasible for your project. If no BMP is selected, an explanation must be given in the box provided. The following questions are intended to aid in determining construction BMP requirements for your project, please check box either "Yes" or "No".

1.	Will there be soil disturbing activities that will result in exposed soil areas? (This includes minor grading and trenching.) **Reference Table items A**	☑ Yes	☐ No
2.	Will there be asphalt paving, including patching? **Reference Table 1 items C and E**	☐ Yes	☑ No
3.	Will there be slurries from mortar mixing, coring, or concrete saw cutting? **Reference Table 1 items C and E**	☑ Yes	☐ No
4.	Will there be solid wastes from concrete demolition and removal, wall construction, or form work? **Reference Table 1 items C and E**	☑ Yes	☐ No
5.	Will there be stockpiling (soil, compost, asphalt, concrete, solid waste) for over 24 hours? **Reference Table 1 items C and E**	☐ Yes	☑ No
6.	Will there be dewatering operations? **Reference Table 1 items B and C**	☐ Yes	☑ No
7.	Will there be temporary on-site storage of construction materials, including mortar mix, raw landscaping and soil stabilization materials, treated lumber, rebar, and plated metal fencing materials? **Reference Table 1 items D and E**	☐ Yes	☑ No
8.	Will trash or solid waste product be generated from this project? **Reference Table 1 item E**	☑ Yes	☐ No
9.	Will construction equipment be stored on site (e.g.: fuels, oils, trucks, etc.? **Reference Table 1 item E**	☐ Yes	☑ No
10.	Will Portable Sanitary Services ("Porta-potty") be used on the site? **Reference Table 1 item E**	☐ Yes	☑ No

TABLE 1
MINIMUM REQUIRED STANDARD CONSTRUCTION STORMWATER BMPs
(Source: CALTRANS Storm Water Quality Handbooks)

Minimum Required Best Minimum Required Best Management Practices	CALTRANS Stormwater Handbook Detail	Check at least one BMP from each section below	If your project requires no BMP from any of the sections below, please explain within space provided
A. Select Erosion Control Method			
Vegetation Stabilization Planting (Summer)	SS-2, SS-4	☐	Soil exposed as part of the sidewalk and driveway construction will be covered with new materials immediately after exposure.
Hydraulic Stabilization Hydroseeding (Summer)	SS-4	☐	
Bonded Fiber Matrix or Stabilized Fiber Matrix (Winter)	SS-3	☐	
Physical Stabilization Erosion Control Blanket (Winter)	SS-7	☐	
Lot Perimeter Protection Detail	SC-2	☐	
Mulch, Straw, Woodchips, Soil Application	SS-6, SS-8	☐	
B. If Runoff or Dewatering Operation is concentrated, velocity must be controlled using an energy dissipater			
Energy Dissipater Outlet Protection	SS-10	☐	Storm drain construction not a part.
C. Select Sediment Control method for all disturbed areas (Chose at least one)			
Silt Fence	SC-1	☐	Storm Drain Inlet Protection to be used at existing inlet. Fiber Rolls and Gravel Bags as needed in the event of rain.
Fiber Rolls (Straw Wattles)	SC-5	☑	
Gravel Bags	SC-6, SC-8	☑	
Dewatering Filtration	NS-2	☐	
Storm Drain Inlet Protection	SC-10	☑	
D. Select method for preventing offsite tracking of sediment (choose at least one)			
Stabilized Construction Entrance	TC-1	☐	
Entrance/Exit Tire Wash	TC-3	☐	
Street Sweeping & Vacuuming	SC-7	☑	
E. Select the General Site Management BMPs for each waste that will be on site			
Material Delivery & Storage	WM-1	☑	
Spill Prevention & Control	WM-4	☑	
Concrete Waste Management	WM-8	☑	
Solid Waste Management	WM-5	☑	
Sanitary Waste Management	WM-9	☐	
Hazardous Waste Management	WM-6	☑	

The applicant must print and sign the following certification before a permit will be issued.
I have read and understand that the City of San Diego has adopted minimum requirements for managing urban runoff, including storm water, from construction and land development activities. I certify that the BMPs selected on this form will be implemented to minimize the potentially negative impacts of this project's construction and land development activities on water quality. I further agree to install, monitor, maintain, or revise the selected BMPs to ensure their effectiveness. I also understand that non-compliance with the City's Storm Water Standards may result in enforcement by the City, including fines, cease and desist orders, or other actions.

Signature: _____ Date: 11.21.14

City of San Diego
Development Services
1222 First Ave., MS-302
San Diego, CA 92101
(619) 446-5000

THE CITY OF SAN DIEGO

"Minor" Water Pollution Control Plan (MWPCP)

FORM DS-570
OCTOBER 2012

MWPCP REQUIREMENTS

The City requires a Water Pollution Control Plan (WPCP), a Minor Water Pollution Control Plan (MWPCP) or a Storm Water Pollution Prevention Plan (SWPPP), for all construction projects that have potential for storm water pollution. Some construction project types, such as interior plumbing, electrical and mechanical work, may be considered exempt. The appropriate plan is determined by the following guidelines:

1. Any project subject to the Construction General Permit (CGP) (typically projects with 1 acre or more of ground disturbance) requires a SWPPP and may not utilize a WPCP or MWPCP. If coverage under the CGP (Permit which requires a SWPPP) is not required for the project, see below:
2. The following approval types (see Form DS-3032) require a WPCP: Grading, Public Right-of-Way, and Demolition/Removal. Exceptions may be made allowing use of this MWPCP for minor work.
3. The following approval types (see Form DS-3032) require a WPCP whenever a submittal for Drainage and Grades review is required: Exceptions may be made allowing use of this MWPCP for minor work.
4. This MWPCP may be utilized for projects that create less than 5,000sf of ground disturbance and have less than a 5ft elevation differential over the entire project area.

NOTE: It is the responsibility of the project owner to ensure that all construction activities comply with local and state regulations, including San Diego Municipal Code Sect. 43.03. The guidance and template provided here is for the applicants' convenience and do not alleviate responsibility on part of the project owner to determine the appropriate level of BMP planning and implementation to prevent pollutant discharges.

STEP 1. IDENTIFY RELEVANT PROJECT INFORMATION

Applicant Name:	Contact Name:	Project Number:
City of San Diego Successor Agency	David Graham	394976

Contact Information:

Mailing Address:	City:	State:	Zip Code:
401 "B" Street, Ste 400	San Diego	CA	92101

Telephone No.:	E-mail Address:
(619) 533-7113	sorenson@civicsd.com

Project Information:

Address:	City:	State:	Zip Code:
52nd Place (P2)	San Diego	CA	92105

APN:	Permit Application Number:

Brief Project Description:

This project consists of the construction of missing sidewalk, substandard driveways and additional street lights along 52nd Place east of 52nd Street.

Improvements (overall square footage):	Estimate Project Start Date:	Estimate Project Finish Date:
3600 SF	2015	2015

Total Lot Size in ft²:	Estimated Amount of Disturbed Differential Acreage:	Estimate Elevation over entire Project Area:
N/A (City ROW)	0.08 Acres + Street Lights	40.0 FT

STEP 2: IDENTIFY CONSTRUCTION STORM WATER BMPs

Unprotected construction sites have the potential to discharge sediment and other pollutants into local waterways. All construction projects are required to reduce pollution to the maximum extent practicable by implementing best management practices (BMPs). Sections 5 of the Storm Water Standards Manual outline the requirements for Construction Stormwater BMPs. There are five categories:

1. Erosion control practices
2. Velocity reduction
3. Sediment control practices
4. Offsite sediment tracking control
5. General site and materials management

BMPs from each of the five categories must be used together as a system in order to prevent potential discharges.

If you answer "Yes" to any of the questions below, your project is subject to Table 1 on the following page (Minimum Required Standard Construction Stormwater BMPs). As noted in the table, please select at least the minimum number of required BMPs, or as many as are feasible for your project. If no BMP is selected, an explanation must be given in the box provided. The following questions are intended to aid in determining construction BMP requirements for your project, please check box either "Yes" or "No".

1.	Will there be soil disturbing activities that will result in exposed soil areas? (This includes minor grading and trenching.) **Reference Table items A**	☑ Yes ☐ No
2.	Will there be asphalt paving, including patching? **Reference Table 1 items C and E**	☐ Yes ☑ No
3.	Will there be slurries from mortar mixing, coring, or concrete saw cutting? **Reference Table 1 items C and E**	☑ Yes ☐ No
4.	Will there be solid wastes from concrete demolition and removal, wall construction, or form work? **Reference Table 1 items C and E**	☑ Yes ☐ No
5.	Will there be stockpiling (soil, compost, asphalt, concrete, solid waste) for over 24 hours? **Reference Table 1 items C and E**	☐ Yes ☑ No
6.	Will there be dewatering operations? **Reference Table 1 items B and C**	☐ Yes ☑ No
7.	Will there be temporary on-site storage of construction materials, including mortar mix, raw landscaping and soil stabilization materials, treated lumber, rebar, and plated metal fencing materials? **Reference Table 1 items D and E**	☐ Yes ☑ No
8.	Will trash or solid waste product be generated from this project? **Reference Table 1 item E**	☑ Yes ☐ No
9.	Will construction equipment be stored on site (e.g.: fuels, oils, trucks, etc.? **Reference Table 1 item E**	☐ Yes ☑ No
10.	Will Portable Sanitary Services ("Porta-potty") be used on the site? **Reference Table 1 item E**	☐ Yes ☑ No

TABLE 1
MINIMUM REQUIRED STANDARD CONSTRUCTION STORMWATER BMPs
(Source: CALTRANS Storm Water Quality Handbooks)

Minimum Required Best Minimum Required Best Management Practices	CALTRANS Stormwater Handbook Detail	Check at least one BMP from each section below	If your project requires no BMP from any of the sections below, please explain within space provided
A. Select Erosion Control Method			
Vegetation Stabilization Planting (Summer)	SS-2, SS-4	☐	Soil exposed as part of the sidewalk and driveway construction will be covered with new materials immediately after exposure.
Hydraulic Stabilization Hydroseeding (Summer)	SS-4	☐	
Bonded Fiber Matrix or Stabilized Fiber Matrix (Winter)	SS-3	☐	
Physical Stabilization Erosion Control Blanket (Winter)	SS-7	☐	
Lot Perimeter Protection Detail	SC-2	☐	
Mulch, Straw, Woodchips, Soil Application	SS-6, SS-8	☐	
B. If Runoff or Dewatering Operation is concentrated, velocity must be controlled using an energy dissipater			
Energy Dissipater Outlet Protection	SS-10	☐	Storm drain construction not a part.
C. Select Sediment Control method for all disturbed areas (Chose at least one)			
Silt Fence	SC-1	☐	Storm Drain Inlet Protection to be used at existing inlet. Fiber Rolls and Gravel Bags as needed in the event of rain.
Fiber Rolls (Straw Wattles)	SC-5	☑	
Gravel Bags	SC-6, SC-8	☑	
Dewatering Filtration	NS-2	☐	
Storm Drain Inlet Protection	SC-10	☑	
D. Select method for preventing offsite tracking of sediment (choose at least one)			
Stabilized Construction Entrance	TC-1	☐	
Entrance/Exit Tire Wash	TC-3	☐	
Street Sweeping & Vacuuming	SC-7	☑	
E. Select the General Site Management BMPs for each waste that will be on site			
Material Delivery & Storage	WM-1	☑	
Spill Prevention & Control	WM-4	☑	
Concrete Waste Management	WM-8	☑	
Solid Waste Management	WM-5	☑	
Sanitary Waste Management	WM-9	☐	
Hazardous Waste Management	WM-6	☑	

The applicant must print and sign the following certification before a permit will be issued.
I have read and understand that the City of San Diego has adopted minimum requirements for managing urban runoff, including storm water, from construction and land development activities. I certify that the BMPs selected on this form will be implemented to minimize the potentially negative impacts of this project's construction and land development activities on water quality. I further agree to install, monitor, maintain, or revise the selected BMPs to ensure their effectiveness. I also understand that non-compliance with the City's Storm Water Standards may result in enforcement by the City, including fines, cease and desist orders, or other actions.

Signature: _____ Date: 11.21.16

THE CITY OF SAN DIEGO
City of San Diego
Development Services
1222 First Ave., MS-302
San Diego, CA 92101
(619) 446-5000

"Minor" Water Pollution Control Plan (MWPCP)

FORM DS-570
OCTOBER 2012

MWPCP REQUIREMENTS

The City requires a Water Pollution Control Plan (WPCP), a Minor Water Pollution Control Plan (MWPCP) or a Storm Water Pollution Prevention Plan (SWPPP), for all construction projects that have potential for storm water pollution. Some construction project types, such as interior plumbing, electrical and mechanical work, may be considered exempt. The appropriate plan is determined by the following guidelines:

1. Any project subject to the Construction General Permit (CGP) (typically projects with 1 acre or more of ground disturbance) requires a SWPPP and may not utilize a WPCP or MWPCP. If coverage under the CGP (Permit which requires a SWPPP) is not required for the project, see below:
2. The following approval types (see Form DS-3032) require a WPCP: Grading, Public Right-of-Way, and Demolition/Removal. Exceptions may be made allowing use of this MWPCP for minor work.
3. The following approval types (see Form DS-3032) require a WPCP whenever a submittal for Drainage and Grades review is required: Exceptions may be made allowing use of this MWPCP for minor work.
4. This MWPCP may be utilized for projects that create less than 5,000sf of ground disturbance and have less than a 5ft elevation differential over the entire project area.

NOTE: It is the responsibility of the project owner to ensure that all construction activities comply with local and state regulations, including San Diego Municipal Code Sect. 43.03. The guidance and template provided here is for the applicants' convenience and do not alleviate responsibility on part of the project owner to determine the appropriate level of BMP planning and implementation to prevent pollutant discharges.

STEP 1. IDENTIFY RELEVANT PROJECT INFORMATION

Applicant Name:	Contact Name:		Project Number:
City of San Diego Successor Agency	David Graham		
Contact Information:			
Mailing Address:	City:	State:	Zip Code:
401 "B" Street, Ste 400	San Diego	CA	92101
Telephone No.:	E-mail Address:		
(619) 533-7113	sorenson@civicsd.com		
Project Information:			
Address:	City:	State:	Zip Code:
Altadena Avenue (P3)	San Diego	CA	92105
APN:	Permit Application Number:		

Brief Project Description:

This project consists of the construction of missing sidewalk, substandard driveways and additional street lights along Altadena Avenue btwn El Cajon Blvd. & Orange Ave.

Improvements (overall square footage):	Estimate Project Start Date:	Estimate Project Finish Date:
1,834	2015	2015
Total Lot Size in ft²:	Estimated Amount of Disturbed Differential Acreage:	Estimate Elevation over entire Project Area:
N/A (City ROW)	0.04 Acres + Street Lights	53.0 FT

STEP 2: IDENTIFY CONSTRUCTION STORM WATER BMPs

Unprotected construction sites have the potential to discharge sediment and other pollutants into local waterways. All construction projects are required to reduce pollution to the maximum extent practicable by implementing best management practices (BMPs). Sections 5 of the Storm Water Standards Manual outline the requirements for Construction Stormwater BMPs. There are five categories:

1. Erosion control practices
2. Velocity reduction
3. Sediment control practices
4. Offsite sediment tracking control
5. General site and materials management

BMPs from each of the five categories must be used together as a system in order to prevent potential discharges.

If you answer "Yes" to any of the questions below, your project is subject to Table 1 on the following page (Minimum Required Standard Construction Stormwater BMPs). As noted in the table, please select at least the minimum number of required BMPs, or as many as are feasible for your project. If no BMP is selected, an explanation must be given in the box provided. The following questions are intended to aid in determining construction BMP requirements for your project, please check box either "Yes" or "No".

1.	Will there be soil disturbing activities that will result in exposed soil areas? (This includes minor grading and trenching.) **Reference Table items A**	☑ Yes	☐ No
2.	Will there be asphalt paving, including patching? **Reference Table 1 items C and E**	☑ Yes	☐ No
3.	Will there be slurries from mortar mixing, coring, or concrete saw cutting? **Reference Table 1 items C and E**	☑ Yes	☐ No
4.	Will there be solid wastes from concrete demolition and removal, wall construction, or form work? **Reference Table 1 items C and E**	☑ Yes	☐ No
5.	Will there be stockpiling (soil, compost, asphalt, concrete, solid waste) for over 24 hours? **Reference Table 1 items C and E**	☐ Yes	☑ No
6.	Will there be dewatering operations? **Reference Table 1 items B and C**	☐ Yes	☑ No
7.	Will there be temporary on-site storage of construction materials, including mortar mix, raw landscaping and soil stabilization materials, treated lumber, rebar, and plated metal fencing materials? **Reference Table 1 items D and E**	☐ Yes	☑ No
8.	Will trash or solid waste product be generated from this project? **Reference Table 1 item E**	☑ Yes	☐ No
9.	Will construction equipment be stored on site (e.g.: fuels, oils, trucks, etc.? **Reference Table 1 item E**	☐ Yes	☑ No
10.	Will Portable Sanitary Services ("Porta-potty") be used on the site? **Reference Table 1 item E**	☐ Yes	☑ No

TABLE 1
MINIMUM REQUIRED STANDARD CONSTRUCTION STORMWATER BMPs
(Source: CALTRANS Storm Water Quality Handbooks)

Minimum Required Best Minimum Required Best Management Practices	CALTRANS Stormwater Handbook Detail	Check at least one BMP from each section below	If your project requires no BMP from any of the sections below, please explain within space provided
A. Select Erosion Control Method			
Vegetation Stabilization Planting (Summer)	SS-2, SS-4	☐	Soil exposed as part of the sidewalk and driveway construction will be covered with new materials immediately after exposure.
Hydraulic Stabilization Hydroseeding (Summer)	SS-4	☐	
Bonded Fiber Matrix or Stabilized Fiber Matrix (Winter)	SS-3	☐	
Physical Stabilization Erosion Control Blanket (Winter)	SS-7	☐	
Lot Perimeter Protection Detail	SC-2	☐	
Mulch, Straw, Woodchips, Soil Application	SS-6, SS-8	☐	
B. If Runoff or Dewatering Operation is concentrated, velocity must be controlled using an energy dissipater			
Energy Dissipater Outlet Protection	SS-10	☐	Storm drain construction not a part.
C. Select Sediment Control method for all disturbed areas (Chose at least one)			
Silt Fence	SC-1	☐	Storm Drain Inlet Protection to be used at existing inlet. Fiber Rolls and Gravel Bags as needed in the event of rain.
Fiber Rolls (Straw Wattles)	SC-5	☑	
Gravel Bags	SC-6, SC-8	☑	
Dewatering Filtration	NS-2	☐	
Storm Drain Inlet Protection	SC-10	☑	
D. Select method for preventing offsite tracking of sediment (choose at least one)			
Stabilized Construction Entrance	TC-1	☐	
Entrance/Exit Tire Wash	TC-3	☐	
Street Sweeping & Vacuuming	SC-7	☑	
E. Select the General Site Management BMPs for each waste that will be on site			
Material Delivery & Storage	WM-1	☑	
Spill Prevention & Control	WM-4	☑	
Concrete Waste Management	WM-8	☑	
Solid Waste Management	WM-5	☑	
Sanitary Waste Management	WM-9	☐	
Hazardous Waste Management	WM-6	☑	

The applicant must print and sign the following certification before a permit will be issued.
I have read and understand that the City of San Diego has adopted minimum requirements for managing urban runoff, including storm water, from construction and land development activities. I certify that the BMPs selected on this form will be implemented to minimize the potentially negative impacts of this project's construction and land development activities on water quality. I further agree to install, monitor, maintain, or revise the selected BMPs to ensure their effectiveness. I also understand that non-compliance with the City's Storm Water Standards may result in enforcement by the City, including fines, cease and desist orders, or other actions.

Signature: _____ Date: 1.8.15

THE CITY OF SAN DIEGO	City of San Diego **Development Services** 1222 First Ave., MS-302 San Diego, CA 92101 (619) 446-5000	**"Minor" Water Pollution Control Plan (MWPCP)**	**FORM DS-570** OCTOBER 2012

MWPCP REQUIREMENTS

The City requires a Water Pollution Control Plan (WPCP), a Minor Water Pollution Control Plan (MWPCP) or a Storm Water Pollution Prevention Plan (SWPPP), for all construction projects that have potential for storm water pollution. Some construction project types, such as interior plumbing, electrical and mechanical work, may be considered exempt. The appropriate plan is determined by the following guidelines:

1. Any project subject to the Construction General Permit (CGP) (typically projects with 1 acre or more of ground disturbance) requires a SWPPP and may not utilize a WPCP or MWPCP. If coverage under the CGP (Permit which requires a SWPPP) is not required for the project, see below:
2. The following approval types (see Form DS-3032) require a WPCP: Grading, Public Right-of-Way, and Demolition/Removal. Exceptions may be made allowing use of this MWPCP for minor work.
3. The following approval types (see Form DS-3032) require a WPCP whenever a submittal for Drainage and Grades review is required: Exceptions may be made allowing use of this MWPCP for minor work.
4. This MWPCP may be utilized for projects that create less than 5,000sf of ground disturbance and have less than a 5ft elevation differential over the entire project area.

NOTE: It is the responsibility of the project owner to ensure that all construction activities comply with local and state regulations, including San Diego Municipal Code Sect. 43.03. The guidance and template provided here is for the applicants' convenience and do not alleviate responsibility on part of the project owner to determine the appropriate level of BMP planning and implementation to prevent pollutant discharges.

STEP 1. IDENTIFY RELEVANT PROJECT INFORMATION

Applicant Name:	Contact Name:		Project Number:
City of San Diego Successor Agency	David Graham		
Contact Information:			
Mailing Address:	City:	State:	Zip Code:
401 "B" Street, Ste 400	San Diego	CA	92101
Telephone No.:	E-mail Address:		
(619) 533-7113	sorenson@civicsd.com		
Project Information:			
Address:	City:	State:	Zip Code:
50th Street (P4)	San Diego	CA	92105
APN:	Permit Application Number:		
Brief Project Description:			
This project consists of the construction of missing sidewalk, substandard driveway and additional street lights along 50th Street between El Cajon Blvd. & CDS north of Oakcrest Drive.			
Improvements (overall square footage):	Estimate Project Start Date:		Estimate Project Finish Date:
908	2015		2015
Total Lot Size in ft²:	Estimated Amount of Disturbed Differential Acreage:		Estimate Elevation over entire Project Area:
N/A (City ROW)	0.02 Acres + Street Lights		70 FT

STEP 2: IDENTIFY CONSTRUCTION STORM WATER BMPs

Unprotected construction sites have the potential to discharge sediment and other pollutants into local waterways. All construction projects are required to reduce pollution to the maximum extent practicable by implementing best management practices (BMPs). Sections 5 of the Storm Water Standards Manual outline the requirements for Construction Stormwater BMPs. There are five categories:

1. Erosion control practices
2. Velocity reduction
3. Sediment control practices
4. Offsite sediment tracking control
5. General site and materials management

BMPs from each of the five categories must be used together as a system in order to prevent potential discharges.

If you answer "Yes" to any of the questions below, your project is subject to Table 1 on the following page (Minimum Required Standard Construction Stormwater BMPs). As noted in the table, please select at least the minimum number of required BMPs, or as many as are feasible for your project. If no BMP is selected, an explanation must be given in the box provided. The following questions are intended to aid in determining construction BMP requirements for your project, please check box either "Yes" or "No".

1.	Will there be soil disturbing activities that will result in exposed soil areas? (This includes minor grading and trenching.) **Reference Table items A**	☑ Yes	☐ No
2.	Will there be asphalt paving, including patching? **Reference Table 1 items C and E**	☐ Yes	☑ No
3.	Will there be slurries from mortar mixing, coring, or concrete saw cutting? **Reference Table 1 items C and E**	☑ Yes	☐ No
4.	Will there be solid wastes from concrete demolition and removal, wall construction, or form work? **Reference Table 1 items C and E**	☑ Yes	☐ No
5.	Will there be stockpiling (soil, compost, asphalt, concrete, solid waste) for over 24 hours? **Reference Table 1 items C and E**	☐ Yes	☑ No
6.	Will there be dewatering operations? **Reference Table 1 items B and C**	☐ Yes	☑ No
7.	Will there be temporary on-site storage of construction materials, including mortar mix, raw landscaping and soil stabilization materials, treated lumber, rebar, and plated metal fencing materials? **Reference Table 1 items D and E**	☐ Yes	☑ No
8.	Will trash or solid waste product be generated from this project? **Reference Table 1 item E**	☑ Yes	☐ No
9.	Will construction equipment be stored on site (e.g.: fuels, oils, trucks, etc.? **Reference Table 1 item E**	☐ Yes	☑ No
10.	Will Portable Sanitary Services ("Porta-potty") be used on the site? **Reference Table 1 item E**	☐ Yes	☑ No

TABLE 1
MINIMUM REQUIRED STANDARD CONSTRUCTION STORMWATER BMPs
(Source: CALTRANS Storm Water Quality Handbooks)

Minimum Required Best Minimum Required Best Management Practices	CALTRANS Stormwater Handbook Detail	Check at least one BMP from each section below	If your project requires no BMP from any of the sections below, please explain within space provided
A. Select Erosion Control Method			
Vegetation Stabilization Planting (Summer)	SS-2, SS-4	☐	Soil exposed as part of the sidewalk and driveway construction will be covered with new materials immediately after exposure.
Hydraulic Stabilization Hydroseeding (Summer)	SS-4	☐	
Bonded Fiber Matrix or Stabilized Fiber Matrix (Winter)	SS-3	☐	
Physical Stabilization Erosion Control Blanket (Winter)	SS-7	☐	
Lot Perimeter Protection Detail	SC-2	☐	
Mulch, Straw, Woodchips, Soil Application	SS-6, SS-8	☐	
B. If Runoff or Dewatering Operation is concentrated, velocity must be controlled using an energy dissipater			
Energy Dissipater Outlet Protection	SS-10	☐	Storm drain construction not a part.
C. Select Sediment Control method for all disturbed areas (Chose at least one)			
Silt Fence	SC-1	☐	Storm Drain Inlet Protection to be used at existing inlet. Fiber Rolls and Gravel Bags as needed in the event of rain.
Fiber Rolls (Straw Wattles)	SC-5	☑	
Gravel Bags	SC-6, SC-8	☑	
Dewatering Filtration	NS-2	☐	
Storm Drain Inlet Protection	SC-10	☑	
D. Select method for preventing offsite tracking of sediment (choose at least one)			
Stabilized Construction Entrance	TC-1	☐	
Entrance/Exit Tire Wash	TC-3	☐	
Street Sweeping & Vacuuming	SC-7	☑	
E. Select the General Site Management BMPs for each waste that will be on site			
Material Delivery & Storage	WM-1	☑	
Spill Prevention & Control	WM-4	☑	
Concrete Waste Management	WM-8	☑	
Solid Waste Management	WM-5	☑	
Sanitary Waste Management	WM-9	☐	
Hazardous Waste Management	WM-6	☑	

The applicant must print and sign the following certification before a permit will be issued.
I have read and understand that the City of San Diego has adopted minimum requirements for managing urban runoff, including storm water, from construction and land development activities. I certify that the BMPs selected on this form will be implemented to minimize the potentially negative impacts of this project's construction and land development activities on water quality. I further agree to install, monitor, maintain, or revise the selected BMPs to ensure their effectiveness. I also understand that non-compliance with the City's Storm Water Standards may result in enforcement by the City, including fines, cease and desist orders, or other actions.

Signature: _____ Date: 1.8.15

City of San Diego
Development Services
1222 First Ave., MS-302
San Diego, CA 92101
(619) 446-5000

THE CITY OF SAN DIEGO

"Minor" Water Pollution Control Plan (MWPCP)

FORM DS-570
OCTOBER 2012

MWPCP REQUIREMENTS

The City requires a Water Pollution Control Plan (WPCP), a Minor Water Pollution Control Plan (MWPCP) or a Storm Water Pollution Prevention Plan (SWPPP), for all construction projects that have potential for storm water pollution. Some construction project types, such as interior plumbing, electrical and mechanical work, may be considered exempt. The appropriate plan is determined by the following guidelines:

1. Any project subject to the Construction General Permit (CGP) (typically projects with 1 acre or more of ground disturbance) requires a SWPPP and may not utilize a WPCP or MWPCP. If coverage under the CGP (Permit which requires a SWPPP) is not required for the project, see below:
2. The following approval types (see Form DS-3032) require a WPCP: Grading, Public Right-of-Way, and Demolition/Removal. Exceptions may be made allowing use of this MWPCP for minor work.
3. The following approval types (see Form DS-3032) require a WPCP whenever a submittal for Drainage and Grades review is required: Exceptions may be made allowing use of this MWPCP for minor work.
4. This MWPCP may be utilized for projects that create less than 5,000sf of ground disturbance and have less than a 5ft elevation differential over the entire project area.

NOTE: It is the responsibility of the project owner to ensure that all construction activities comply with local and state regulations, including San Diego Municipal Code Sect. 43.03. The guidance and template provided here is for the applicants' convenience and do not alleviate responsibility on part of the project owner to determine the appropriate level of BMP planning and implementation to prevent pollutant discharges.

STEP 1. IDENTIFY RELEVANT PROJECT INFORMATION

Applicant Name:	Contact Name:	Project Number:
City of San Diego Successor Agency	David Graham	

Contact Information:

Mailing Address:	City:	State:	Zip Code:
401 "B" Street, Ste 400	San Diego	CA	92101

Telephone No.:	E-mail Address:
(619) 533-7113	sorenson@civicsd.com

Project Information:

Address:	City:	State:	Zip Code:
52nd Street (P5)	San Diego	CA	92105

APN:	Permit Application Number:

Brief Project Description:

This project consists of the construction of missing sidewalk, retaining wall and additional street lights along 52nd Street between El Cajon Blvd. & Orange Avenue.

Improvements (overall square footage):	Estimate Project Start Date:	Estimate Project Finish Date:
	2015	2015
Total Lot Size in ft^2:	Estimated Amount of Disturbed Differential Acreage:	Estimate Elevation over entire Project Area:
N/A (City ROW)	0.02 Acres + Street Lights	2.0 FT

Printed on recycled paper. Visit our web site at www.sandiego.gov/development-services.
Upon request, this information is available in alternative formats for persons with disabilities.

STEP 2: IDENTIFY CONSTRUCTION STORM WATER BMPs

Unprotected construction sites have the potential to discharge sediment and other pollutants into local waterways. All construction projects are required to reduce pollution to the maximum extent practicable by implementing best management practices (BMPs). Sections 5 of the Storm Water Standards Manual outline the requirements for Construction Stormwater BMPs. There are five categories:

1. Erosion control practices
2. Velocity reduction
3. Sediment control practices
4. Offsite sediment tracking control
5. General site and materials management

BMPs from each of the five categories must be used together as a system in order to prevent potential discharges.

If you answer "Yes" to any of the questions below, your project is subject to Table 1 on the following page (Minimum Required Standard Construction Stormwater BMPs). As noted in the table, please select at least the minimum number of required BMPs, or as many as are feasible for your project. If no BMP is selected, an explanation must be given in the box provided. The following questions are intended to aid in determining construction BMP requirements for your project, please check box either "Yes" or "No".

1.	Will there be soil disturbing activities that will result in exposed soil areas? (This includes minor grading and trenching.) **Reference Table items A**	☑ Yes	☐ No
2.	Will there be asphalt paving, including patching? **Reference Table 1 items C and E**	☐ Yes	☑ No
3.	Will there be slurries from mortar mixing, coring, or concrete saw cutting? **Reference Table 1 items C and E**	☑ Yes	☐ No
4.	Will there be solid wastes from concrete demolition and removal, wall construction, or form work? **Reference Table 1 items C and E**	☑ Yes	☐ No
5.	Will there be stockpiling (soil, compost, asphalt, concrete, solid waste) for over 24 hours? **Reference Table 1 items C and E**	☐ Yes	☑ No
6.	Will there be dewatering operations? **Reference Table 1 items B and C**	☐ Yes	☑ No
7.	Will there be temporary on-site storage of construction materials, including mortar mix, raw landscaping and soil stabilization materials, treated lumber, rebar, and plated metal fencing materials? **Reference Table 1 items D and E**	☐ Yes	☑ No
8.	Will trash or solid waste product be generated from this project? **Reference Table 1 item E**	☑ Yes	☐ No
9.	Will construction equipment be stored on site (e.g.: fuels, oils, trucks, etc.? **Reference Table 1 item E**	☐ Yes	☑ No
10.	Will Portable Sanitary Services ("Porta-potty") be used on the site? **Reference Table 1 item E**	☐ Yes	☑ No

TABLE 1
MINIMUM REQUIRED STANDARD CONSTRUCTION STORMWATER BMPs
(Source: CALTRANS Storm Water Quality Handbooks)

Minimum Required Best Minimum Required Best Management Practices	CALTRANS Stormwater Handbook Detail	Check at least one BMP from each section below	If your project requires no BMP from any of the sections below, please explain within space provided
A. Select Erosion Control Method			
Vegetation Stabilization Planting (Summer)	SS-2, SS-4	☐	Soil exposed as part of the sidewalk and retaining wall construction will be covered with new materials immediately after exposure.
Hydraulic Stabilization Hydroseeding (Summer)	SS-4	☐	
Bonded Fiber Matrix or Stabilized Fiber Matrix (Winter)	SS-3	☐	
Physical Stabilization Erosion Control Blanket (Winter)	SS-7	☐	
Lot Perimeter Protection Detail	SC-2	☐	
Mulch, Straw, Woodchips, Soil Application	SS-6, SS-8	☐	
B. If Runoff or Dewatering Operation is concentrated, velocity must be controlled using an energy dissipater			
Energy Dissipater Outlet Protection	SS-10	☐	Storm drain construction not a part.
C. Select Sediment Control method for all disturbed areas (Chose at least one)			
Silt Fence	SC-1	☐	Storm Drain Inlet Protection to be used at existing inlet. Fiber Rolls and Gravel Bags as needed in the event of rain.
Fiber Rolls (Straw Wattles)	SC-5	☑	
Gravel Bags	SC-6, SC-8	☑	
Dewatering Filtration	NS-2	☐	
Storm Drain Inlet Protection	SC-10	☑	
D. Select method for preventing offsite tracking of sediment (choose at least one)			
Stabilized Construction Entrance	TC-1	☐	
Entrance/Exit Tire Wash	TC-3	☐	
Street Sweeping & Vacuuming	SC-7	☑	
E. Select the General Site Management BMPs for each waste that will be on site			
Material Delivery & Storage	WM-1	☑	
Spill Prevention & Control	WM-4	☑	
Concrete Waste Management	WM-8	☑	
Solid Waste Management	WM-5	☑	
Sanitary Waste Management	WM-9	☐	
Hazardous Waste Management	WM-6	☑	

The applicant must print and sign the following certification before a permit will be issued.
I have read and understand that the City of San Diego has adopted minimum requirements for managing urban runoff, including storm water, from construction and land development activities. I certify that the BMPs selected on this form will be implemented to minimize the potentially negative impacts of this project's construction and land development activities on water quality. I further agree to install, monitor, maintain, or revise the selected BMPs to ensure their effectiveness. I also understand that non-compliance with the City's Storm Water Standards may result in enforcement by the City, including fines, cease and desist orders, or other actions.

Signature: _____ Date: 1·8·15

City of San Diego
Development Services
1222 First Ave., MS-302
San Diego, CA 92101
(619) 446-5000

THE CITY OF SAN DIEGO

"Minor" Water Pollution Control Plan (MWPCP)

FORM DS-570
OCTOBER 2012

MWPCP REQUIREMENTS

The City requires a Water Pollution Control Plan (WPCP), a Minor Water Pollution Control Plan (MWPCP) or a Storm Water Pollution Prevention Plan (SWPPP), for all construction projects that have potential for storm water pollution. Some construction project types, such as interior plumbing, electrical and mechanical work, may be considered exempt. The appropriate plan is determined by the following guidelines:

1. Any project subject to the Construction General Permit (CGP) (typically projects with 1 acre or more of ground disturbance) requires a SWPPP and may not utilize a WPCP or MWPCP. If coverage under the CGP (Permit which requires a SWPPP) is not required for the project, see below:
2. The following approval types (see Form DS-3032) require a WPCP: Grading, Public Right-of-Way, and Demolition/Removal. Exceptions may be made allowing use of this MWPCP for minor work.
3. The following approval types (see Form DS-3032) require a WPCP whenever a submittal for Drainage and Grades review is required: Exceptions may be made allowing use of this MWPCP for minor work.
4. This MWPCP may be utilized for projects that create less than 5,000sf of ground disturbance and have less than a 5ft elevation differential over the entire project area.

NOTE: It is the responsibility of the project owner to ensure that all construction activities comply with local and state regulations, including San Diego Municipal Code Sect. 43.03. The guidance and template provided here is for the applicants' convenience and do not alleviate responsibility on part of the project owner to determine the appropriate level of BMP planning and implementation to prevent pollutant discharges.

STEP 1. IDENTIFY RELEVANT PROJECT INFORMATION

Applicant Name:	Contact Name:	Project Number:
City of San Diego Successor Agency	David Graham	

Contact Information:

Mailing Address:	City:	State:	Zip Code:
401 "B" Street, Ste 400	San Diego	CA	92101

Telephone No.:	E-mail Address:
(619) 533-7113	sorenson@civicsd.com

Project Information:

Address:	City:	State:	Zip Code:
53rd St & Meade Ave (P6)	San Diego	CA	92105

APN:	Permit Application Number:

Brief Project Description:

This project consists of the construction of missing sidewalk, driveways, retaining walls and additional street lights along 53rd Street & Meade Ave between El Cajon Blvd & Trojan Avenue.

Improvements (overall square footage):	Estimate Project Start Date:	Estimate Project Finish Date:
4,830 SF	2015	2015

Total Lot Size in ft^2:	Estimated Amount of Disturbed Differential Acreage:	Estimate Elevation over entire Project Area:
N/A (City ROW)	0.11 Acres + Street Lights	20.0 FT

STEP 2: IDENTIFY CONSTRUCTION STORM WATER BMPs

Unprotected construction sites have the potential to discharge sediment and other pollutants into local waterways. All construction projects are required to reduce pollution to the maximum extent practicable by implementing best management practices (BMPs). Sections 5 of the Storm Water Standards Manual outline the requirements for Construction Stormwater BMPs. There are five categories:

1. Erosion control practices
2. Velocity reduction
3. Sediment control practices
4. Offsite sediment tracking control
5. General site and materials management

BMPs from each of the five categories must be used together as a system in order to prevent potential discharges.

If you answer "Yes" to any of the questions below, your project is subject to Table 1 on the following page (Minimum Required Standard Construction Stormwater BMPs). As noted in the table, please select at least the minimum number of required BMPs, or as many as are feasible for your project. If no BMP is selected, an explanation must be given in the box provided. The following questions are intended to aid in determining construction BMP requirements for your project, please check box either "Yes" or "No".

1.	Will there be soil disturbing activities that will result in exposed soil areas? (This includes minor grading and trenching.) **Reference Table items A**	☑ Yes ☐ No
2.	Will there be asphalt paving, including patching? **Reference Table 1 items C and E**	☑ Yes ☐ No
3.	Will there be slurries from mortar mixing, coring, or concrete saw cutting? **Reference Table 1 items C and E**	☑ Yes ☐ No
4.	Will there be solid wastes from concrete demolition and removal, wall construction, or form work? **Reference Table 1 items C and E**	☑ Yes ☐ No
5.	Will there be stockpiling (soil, compost, asphalt, concrete, solid waste) for over 24 hours? **Reference Table 1 items C and E**	☐ Yes ☑ No
6.	Will there be dewatering operations? **Reference Table 1 items B and C**	☐ Yes ☑ No
7.	Will there be temporary on-site storage of construction materials, including mortar mix, raw landscaping and soil stabilization materials, treated lumber, rebar, and plated metal fencing materials? **Reference Table 1 items D and E**	☐ Yes ☑ No
8.	Will trash or solid waste product be generated from this project? **Reference Table 1 item E**	☑ Yes ☐ No
9.	Will construction equipment be stored on site (e.g.: fuels, oils, trucks, etc.? **Reference Table 1 item E**	☐ Yes ☑ No
10.	Will Portable Sanitary Services ("Porta-potty") be used on the site? **Reference Table 1 item E**	☐ Yes ☑ No

TABLE 1
MINIMUM REQUIRED STANDARD CONSTRUCTION STORMWATER BMPs
(Source: CALTRANS Storm Water Quality Handbooks)

Minimum Required Best Minimum Required Best Management Practices	CALTRANS Stormwater Handbook Detail	Check at least one BMP from each section below	If your project requires no BMP from any of the sections below, please explain within space provided
A. Select Erosion Control Method			
Vegetation Stabilization Planting (Summer)	SS-2, SS-4	☐	Soil exposed as part of the sidewalk and retaining wall construction will be covered with new materials immediately after exposure.
Hydraulic Stabilization Hydroseeding (Summer)	SS-4	☐	
Bonded Fiber Matrix or Stabilized Fiber Matrix (Winter)	SS-3	☐	
Physical Stabilization Erosion Control Blanket (Winter)	SS-7	☐	
Lot Perimeter Protection Detail	SC-2	☐	
Mulch, Straw, Woodchips, Soil Application	SS-6, SS-8	☐	
B. If Runoff or Dewatering Operation is concentrated, velocity must be controlled using an energy dissipater			
Energy Dissipater Outlet Protection	SS-10	☐	Storm drain construction not a part.
C. Select Sediment Control method for all disturbed areas (Chose at least one)			
Silt Fence	SC-1	☐	Storm Drain Inlet Protection to be used at existing inlet. Fiber Rolls and Gravel Bags as needed in the event of rain.
Fiber Rolls (Straw Wattles)	SC-5	☑	
Gravel Bags	SC-6, SC-8	☑	
Dewatering Filtration	NS-2	☐	
Storm Drain Inlet Protection	SC-10	☑	
D. Select method for preventing offsite tracking of sediment (choose at least one)			
Stabilized Construction Entrance	TC-1	☐	
Entrance/Exit Tire Wash	TC-3	☐	
Street Sweeping & Vacuuming	SC-7	☑	
E. Select the General Site Management BMPs for each waste that will be on site			
Material Delivery & Storage	WM-1	☑	
Spill Prevention & Control	WM-4	☑	
Concrete Waste Management	WM-8	☑	
Solid Waste Management	WM-5	☑	
Sanitary Waste Management	WM-9	☐	
Hazardous Waste Management	WM-6	☑	

The applicant must print and sign the following certification before a permit will be issued.
I have read and understand that the City of San Diego has adopted minimum requirements for managing urban runoff, including storm water, from construction and land development activities. I certify that the BMPs selected on this form will be implemented to minimize the potentially negative impacts of this project's construction and land development activities on water quality. I further agree to install, monitor, maintain, or revise the selected BMPs to ensure their effectiveness. I also understand that non-compliance with the City's Storm Water Standards may result in enforcement by the City, including fines, cease and desist orders, or other actions.

Signature: _____ Date: 1·8·15

THE CITY OF SAN DIEGO
City of San Diego
Development Services
1222 First Ave., MS-302
San Diego, CA 92101
(619) 446-5000

"Minor" Water Pollution Control Plan (MWPCP)

FORM DS-570
OCTOBER 2012

MWPCP REQUIREMENTS

The City requires a Water Pollution Control Plan (WPCP), a Minor Water Pollution Control Plan (MWPCP) or a Storm Water Pollution Prevention Plan (SWPPP), for all construction projects that have potential for storm water pollution. Some construction project types, such as interior plumbing, electrical and mechanical work, may be considered exempt. The appropriate plan is determined by the following guidelines:

1. Any project subject to the Construction General Permit (CGP) (typically projects with 1 acre or more of ground disturbance) requires a SWPPP and may not utilize a WPCP or MWPCP. If coverage under the CGP (Permit which requires a SWPPP) is not required for the project, see below:
2. The following approval types (see Form DS-3032) require a WPCP: Grading, Public Right-of-Way, and Demolition/Removal. Exceptions may be made allowing use of this MWPCP for minor work.
3. The following approval types (see Form DS-3032) require a WPCP whenever a submittal for Drainage and Grades review is required: Exceptions may be made allowing use of this MWPCP for minor work.
4. This MWPCP may be utilized for projects that create less than 5,000sf of ground disturbance and have less than a 5ft elevation differential over the entire project area.

NOTE: It is the responsibility of the project owner to ensure that all construction activities comply with local and state regulations, including San Diego Municipal Code Sect. 43.03. The guidance and template provided here is for the applicants' convenience and do not alleviate responsibility on part of the project owner to determine the appropriate level of BMP planning and implementation to prevent pollutant discharges.

STEP 1. IDENTIFY RELEVANT PROJECT INFORMATION

Applicant Name:	Contact Name:	Project Number:
City of San Diego Successor Agency	David Graham	

Contact Information:

Mailing Address:	City:	State:	Zip Code:
401 "B" Street, Ste 400	San Diego	CA	92101

Telephone No.:	E-mail Address:
(619) 533-7113	sorenson@civicsd.com

Project Information:

Address:	City:	State:	Zip Code:
Polk Ave & 51st Street (P7)	San Diego	CA	92105

APN:	Permit Application Number:

Brief Project Description:

This project consists of the construction of missing sidewalk, driveways, retaining walls and additional street lights along Polk Ave & 51st St south of Altadena Avenue & north of University Avenue.

Improvements (overall square footage):	Estimate Project Start Date:	Estimate Project Finish Date:
	2015	2015

Total Lot Size in ft²:	Estimated Amount of Disturbed Differential Acreage:	Estimate Elevation over entire Project Area:
N/A (City ROW)	Acres + Street Lights	

STEP 2: IDENTIFY CONSTRUCTION STORM WATER BMPs

Unprotected construction sites have the potential to discharge sediment and other pollutants into local waterways. All construction projects are required to reduce pollution to the maximum extent practicable by implementing best management practices (BMPs). Sections 5 of the Storm Water Standards Manual outline the requirements for Construction Stormwater BMPs. There are five categories:

1. Erosion control practices
2. Velocity reduction
3. Sediment control practices
4. Offsite sediment tracking control
5. General site and materials management

BMPs from each of the five categories must be used together as a system in order to prevent potential discharges.

If you answer "Yes" to any of the questions below, your project is subject to Table 1 on the following page (Minimum Required Standard Construction Stormwater BMPs). As noted in the table, please select at least the minimum number of required BMPs, or as many as are feasible for your project. If no BMP is selected, an explanation must be given in the box provided. The following questions are intended to aid in determining construction BMP requirements for your project, please check box either "Yes" or "No".

1.	Will there be soil disturbing activities that will result in exposed soil areas? (This includes minor grading and trenching.) **Reference Table items A**	☑ Yes	☐ No
2.	Will there be asphalt paving, including patching? **Reference Table 1 items C and E**	☑ Yes	☐ No
3.	Will there be slurries from mortar mixing, coring, or concrete saw cutting? **Reference Table 1 items C and E**	☑ Yes	☐ No
4.	Will there be solid wastes from concrete demolition and removal, wall construction, or form work? **Reference Table 1 items C and E**	☑ Yes	☐ No
5.	Will there be stockpiling (soil, compost, asphalt, concrete, solid waste) for over 24 hours? **Reference Table 1 items C and E**	☐ Yes	☑ No
6.	Will there be dewatering operations? **Reference Table 1 items B and C**	☐ Yes	☑ No
7.	Will there be temporary on-site storage of construction materials, including mortar mix, raw landscaping and soil stabilization materials, treated lumber, rebar, and plated metal fencing materials? **Reference Table 1 items D and E**	☐ Yes	☑ No
8.	Will trash or solid waste product be generated from this project? **Reference Table 1 item E**	☑ Yes	☐ No
9.	Will construction equipment be stored on site (e.g.: fuels, oils, trucks, etc.? **Reference Table 1 item E**	☐ Yes	☑ No
10.	Will Portable Sanitary Services ("Porta-potty") be used on the site? **Reference Table 1 item E**	☐ Yes	☑ No

TABLE 1
MINIMUM REQUIRED STANDARD CONSTRUCTION STORMWATER BMPs
(Source: CALTRANS Storm Water Quality Handbooks)

Minimum Required Best Minimum Required Best Management Practices	CALTRANS Stormwater Handbook Detail	Check at least one BMP from each section below	If your project requires no BMP from any of the sections below, please explain within space provided
A. Select Erosion Control Method			
Vegetation Stabilization Planting (Summer)	SS-2, SS-4	☐	Soil exposed as part of the sidewalk and retaining wall construction will be covered with new materials immediately after exposure.
Hydraulic Stabilization Hydroseeding (Summer)	SS-4	☐	
Bonded Fiber Matrix or Stabilized Fiber Matrix (Winter)	SS-3	☐	
Physical Stabilization Erosion Control Blanket (Winter)	SS-7	☐	
Lot Perimeter Protection Detail	SC-2	☐	
Mulch, Straw, Woodchips, Soil Application	SS-6, SS-8	☐	
B. If Runoff or Dewatering Operation is concentrated, velocity must be controlled using an energy dissipater			
Energy Dissipater Outlet Protection	SS-10	☐	Storm drain construction not a part.
C. Select Sediment Control method for all disturbed areas (Chose at least one)			
Silt Fence	SC-1	☐	Storm Drain Inlet Protection to be used at existing inlet. Fiber Rolls and Gravel Bags as needed in the event of rain.
Fiber Rolls (Straw Wattles)	SC-5	☑	
Gravel Bags	SC-6, SC-8	☑	
Dewatering Filtration	NS-2	☐	
Storm Drain Inlet Protection	SC-10	☑	
D. Select method for preventing offsite tracking of sediment (choose at least one)			
Stabilized Construction Entrance	TC-1	☐	
Entrance/Exit Tire Wash	TC-3	☐	
Street Sweeping & Vacuuming	SC-7	☑	
E. Select the General Site Management BMPs for each waste that will be on site			
Material Delivery & Storage	WM-1	☑	
Spill Prevention & Control	WM-4	☑	
Concrete Waste Management	WM-8	☑	
Solid Waste Management	WM-5	☑	
Sanitary Waste Management	WM-9	☐	
Hazardous Waste Management	WM-6	☑	

The applicant must print and sign the following certification before a permit will be issued.
I have read and understand that the City of San Diego has adopted minimum requirements for managing urban runoff, including storm water, from construction and land development activities. I certify that the BMPs selected on this form will be implemented to minimize the potentially negative impacts of this project's construction and land development activities on water quality. I further agree to install, monitor, maintain, or revise the selected BMPs to ensure their effectiveness. I also understand that non-compliance with the City's Storm Water Standards may result in enforcement by the City, including fines, cease and desist orders, or other actions.

Signature: _____ Date: 1.8.15

THE CITY OF SAN DIEGO	City of San Diego **Development Services** 1222 First Ave., MS-302 San Diego, CA 92101 (619) 446-5000	**"Minor" Water Pollution Control Plan (MWPCP)**	FORM **DS-570** OCTOBER 2012

MWPCP REQUIREMENTS

The City requires a Water Pollution Control Plan (WPCP), a Minor Water Pollution Control Plan (MWPCP) or a Storm Water Pollution Prevention Plan (SWPPP), for all construction projects that have potential for storm water pollution. Some construction project types, such as interior plumbing, electrical and mechanical work, may be considered exempt. The appropriate plan is determined by the following guidelines:

1. Any project subject to the Construction General Permit (CGP) (typically projects with 1 acre or more of ground disturbance) requires a SWPPP and may not utilize a WPCP or MWPCP. If coverage under the CGP (Permit which requires a SWPPP) is not required for the project, see below:
2. The following approval types (see Form DS-3032) require a WPCP: Grading, Public Right-of-Way, and Demolition/Removal. Exceptions may be made allowing use of this MWPCP for minor work.
3. The following approval types (see Form DS-3032) require a WPCP whenever a submittal for Drainage and Grades review is required: Exceptions may be made allowing use of this MWPCP for minor work.
4. This MWPCP may be utilized for projects that create less than 5,000sf of ground disturbance and have less than a 5ft elevation differential over the entire project area.

NOTE: It is the responsibility of the project owner to ensure that all construction activities comply with local and state regulations, including San Diego Municipal Code Sect. 43.03. The guidance and template provided here is for the applicants' convenience and do not alleviate responsibility on part of the project owner to determine the appropriate level of BMP planning and implementation to prevent pollutant discharges.

STEP 1. IDENTIFY RELEVANT PROJECT INFORMATION

Applicant Name:	Contact Name:		Project Number:
City of San Diego Successor Agency	David Graham		
Contact Information:			
Mailing Address:	City:	State:	Zip Code:
401 "B" Street, Ste 400	San Diego	CA	92101
Telephone No.:	E-mail Address:		
(619) 533-7113	sorenson@civicsd.com		
Project Information:			
Address:	City:	State:	Zip Code:
Colina Park Street Lights (P8)	San Diego	CA	92105
APN:	Permit Application Number:		

Brief Project Description:

This project consists of the construction of additional street lights in the Colina Park Neighborhood within the boundaries of Euclid Avenue, El Cajon Blvd, 54th Street & University Avenue.

Improvements (overall square footage):	Estimate Project Start Date:	Estimate Project Finish Date:
	2015	2015
Total Lot Size in ft²:	Estimated Amount of Disturbed Differential Acreage:	Estimate Elevation over entire Project Area:
N/A (City ROW)	Street Lights Only	

STEP 2: IDENTIFY CONSTRUCTION STORM WATER BMPs

Unprotected construction sites have the potential to discharge sediment and other pollutants into local waterways. All construction projects are required to reduce pollution to the maximum extent practicable by implementing best management practices (BMPs). Sections 5 of the Storm Water Standards Manual outline the requirements for Construction Stormwater BMPs. There are five categories:

1. Erosion control practices
2. Velocity reduction
3. Sediment control practices
4. Offsite sediment tracking control
5. General site and materials management

BMPs from each of the five categories must be used together as a system in order to prevent potential discharges.

If you answer "Yes" to any of the questions below, your project is subject to Table 1 on the following page (Minimum Required Standard Construction Stormwater BMPs). As noted in the table, please select at least the minimum number of required BMPs, or as many as are feasible for your project. If no BMP is selected, an explanation must be given in the box provided. The following questions are intended to aid in determining construction BMP requirements for your project, please check box either "Yes" or "No".

1.	Will there be soil disturbing activities that will result in exposed soil areas? (This includes minor grading and trenching.) **Reference Table items A**	☑ Yes	☐ No
2.	Will there be asphalt paving, including patching? **Reference Table 1 items C and E**	☑ Yes	☐ No
3.	Will there be slurries from mortar mixing, coring, or concrete saw cutting? **Reference Table 1 items C and E**	☑ Yes	☐ No
4.	Will there be solid wastes from concrete demolition and removal, wall construction, or form work? **Reference Table 1 items C and E**	☑ Yes	☐ No
5.	Will there be stockpiling (soil, compost, asphalt, concrete, solid waste) for over 24 hours? **Reference Table 1 items C and E**	☐ Yes	☑ No
6.	Will there be dewatering operations? **Reference Table 1 items B and C**	☐ Yes	☑ No
7.	Will there be temporary on-site storage of construction materials, including mortar mix, raw landscaping and soil stabilization materials, treated lumber, rebar, and plated metal fencing materials? **Reference Table 1 items D and E**	☐ Yes	☑ No
8.	Will trash or solid waste product be generated from this project? **Reference Table 1 item E**	☑ Yes	☐ No
9.	Will construction equipment be stored on site (e.g.: fuels, oils, trucks, etc.? **Reference Table 1 item E**	☐ Yes	☑ No
10.	Will Portable Sanitary Services ("Porta-potty") be used on the site? **Reference Table 1 item E**	☐ Yes	☑ No

TABLE 1
MINIMUM REQUIRED STANDARD CONSTRUCTION STORMWATER BMPs
(Source: CALTRANS Storm Water Quality Handbooks)

Minimum Required Best Minimum Required Best Management Practices	CALTRANS Stormwater Handbook Detail	Check at least one BMP from each section below	If your project requires no BMP from any of the sections below, please explain within space provided
A. Select Erosion Control Method			
Vegetation Stabilization Planting (Summer)	SS-2, SS-4	☐	Soil exposed as part of the street light construction will be covered with new materials immediately after exposure.
Hydraulic Stabilization Hydroseeding (Summer)	SS-4	☐	
Bonded Fiber Matrix or Stabilized Fiber Matrix (Winter)	SS-3	☐	
Physical Stabilization Erosion Control Blanket (Winter)	SS-7	☐	
Lot Perimeter Protection Detail	SC-2	☐	
Mulch, Straw, Woodchips, Soil Application	SS-6, SS-8	☐	
B. If Runoff or Dewatering Operation is concentrated, velocity must be controlled using an energy dissipater			
Energy Dissipater Outlet Protection	SS-10	☐	Storm drain construction not a part.
C. Select Sediment Control method for all disturbed areas (Chose at least one)			
Silt Fence	SC-1	☐	Storm Drain Inlet Protection to be used at existing inlet. Fiber Rolls and Gravel Bags as needed in the event of rain.
Fiber Rolls (Straw Wattles)	SC-5	☑	
Gravel Bags	SC-6, SC-8	☑	
Dewatering Filtration	NS-2	☐	
Storm Drain Inlet Protection	SC-10	☑	
D. Select method for preventing offsite tracking of sediment (choose at least one)			
Stabilized Construction Entrance	TC-1	☐	
Entrance/Exit Tire Wash	TC-3	☐	
Street Sweeping & Vacuuming	SC-7	☑	
E. Select the General Site Management BMPs for each waste that will be on site			
Material Delivery & Storage	WM-1	☑	
Spill Prevention & Control	WM-4	☑	
Concrete Waste Management	WM-8	☑	
Solid Waste Management	WM-5	☑	
Sanitary Waste Management	WM-9	☐	
Hazardous Waste Management	WM-6	☑	

The applicant must print and sign the following certification before a permit will be issued.
I have read and understand that the City of San Diego has adopted minimum requirements for managing urban runoff, including storm water, from construction and land development activities. I certify that the BMPs selected on this form will be implemented to minimize the potentially negative impacts of this project's construction and land development activities on water quality. I further agree to install, monitor, maintain, or revise the selected BMPs to ensure their effectiveness. I also understand that non-compliance with the City's Storm Water Standards may result in enforcement by the City, including fines, cease and desist orders, or other actions.

Signature: _____ Date: 1.8.15

City of San Diego
Development Services
1222 First Ave., MS-302
San Diego, CA 92101
(619) 446-5000

"Minor" Water Pollution Control Plan (MWPCP)

FORM DS-570
OCTOBER 2012

MWPCP REQUIREMENTS

The City requires a Water Pollution Control Plan (WPCP), a Minor Water Pollution Control Plan (MWPCP) or a Storm Water Pollution Prevention Plan (SWPPP), for all construction projects that have potential for storm water pollution. Some construction project types, such as interior plumbing, electrical and mechanical work, may be considered exempt. The appropriate plan is determined by the following guidelines:

1. Any project subject to the Construction General Permit (CGP) (typically projects with 1 acre or more of ground disturbance) requires a SWPPP and may not utilize a WPCP or MWPCP. If coverage under the CGP (Permit which requires a SWPPP) is not required for the project, see below:
2. The following approval types (see Form DS-3032) require a WPCP: Grading, Public Right-of-Way, and Demolition/Removal. Exceptions may be made allowing use of this MWPCP for minor work.
3. The following approval types (see Form DS-3032) require a WPCP whenever a submittal for Drainage and Grades review is required: Exceptions may be made allowing use of this MWPCP for minor work.
4. This MWPCP may be utilized for projects that create less than 5,000sf of ground disturbance and have less than a 5ft elevation differential over the entire project area.

NOTE: It is the responsibility of the project owner to ensure that all construction activities comply with local and state regulations, including San Diego Municipal Code Sect. 43.03. The guidance and template provided here is for the applicants' convenience and do not alleviate responsibility on part of the project owner to determine the appropriate level of BMP planning and implementation to prevent pollutant discharges.

STEP 1. IDENTIFY RELEVANT PROJECT INFORMATION

Applicant Name:	Contact Name:		Project Number:
City of San Diego Successor Agency	David Graham		393715
Contact Information:			
Mailing Address:	City:	State:	Zip Code:
401 "B" Street, Suite 400	San Diego	CA	92101
Telephone No.:	E-mail Address:		
(619) 533-7113	sorenson@civicsd.com		
Project Information:			
Address:	City:	State:	Zip Code:
Euclid Ave b/n Dwight & Isle Vista	San Diego	CA	92105
APN:	Permit Application Number:		

Brief Project Description:

This project consists of the construction of missing section of curb, gutter, sidewalk, and guardrail improvements on the east side of Euclid Avenue within the public right-of-way.

Improvements (overall square footage):	Estimate Project Start Date:	Estimate Project Finish Date:
2,610	2015	2015
Total Lot Size in ft^2:	Estimated Amount of Disturbed Differential Acreage:	Estimate Elevation over entire Project Area:
N/A (City ROW)	0.06 Acres	1.0 FT

Printed on recycled paper. Visit our web site at www.sandiego.gov/development-services.
Upon request, this information is available in alternative formats for persons with disabilities.

STEP 2: IDENTIFY CONSTRUCTION STORM WATER BMPs

Unprotected construction sites have the potential to discharge sediment and other pollutants into local waterways. All construction projects are required to reduce pollution to the maximum extent practicable by implementing best management practices (BMPs). Sections 5 of the Storm Water Standards Manual outline the requirements for Construction Stormwater BMPs. There are five categories:

1. Erosion control practices
2. Velocity reduction
3. Sediment control practices
4. Offsite sediment tracking control
5. General site and materials management

BMPs from each of the five categories must be used together as a system in order to prevent potential discharges.

If you answer "Yes" to any of the questions below, your project is subject to Table 1 on the following page (Minimum Required Standard Construction Stormwater BMPs). As noted in the table, please select at least the minimum number of required BMPs, or as many as are feasible for your project. If no BMP is selected, an explanation must be given in the box provided. The following questions are intended to aid in determining construction BMP requirements for your project, please check box either "Yes" or "No".

1.	Will there be soil disturbing activities that will result in exposed soil areas? (This includes minor grading and trenching.) **Reference Table items A**	☑ Yes	☐ No
2.	Will there be asphalt paving, including patching? **Reference Table 1 items C and E**	☑ Yes	☐ No
3.	Will there be slurries from mortar mixing, coring, or concrete saw cutting? **Reference Table 1 items C and E**	☑ Yes	☐ No
4.	Will there be solid wastes from concrete demolition and removal, wall construction, or form work? **Reference Table 1 items C and E**	☑ Yes	☐ No
5.	Will there be stockpiling (soil, compost, asphalt, concrete, solid waste) for over 24 hours? **Reference Table 1 items C and E**	☐ Yes	☑ No
6.	Will there be dewatering operations? **Reference Table 1 items B and C**	☐ Yes	☑ No
7.	Will there be temporary on-site storage of construction materials, including mortar mix, raw landscaping and soil stabilization materials, treated lumber, rebar, and plated metal fencing materials? **Reference Table 1 items D and E**	☐ Yes	☑ No
8.	Will trash or solid waste product be generated from this project? **Reference Table 1 item E**	☑ Yes	☐ No
9.	Will construction equipment be stored on site (e.g.: fuels, oils, trucks, etc.? **Reference Table 1 item E**	☐ Yes	☑ No
10.	Will Portable Sanitary Services ("Porta-potty") be used on the site? **Reference Table 1 item E**	☐ Yes	☑ No

TABLE 1
MINIMUM REQUIRED STANDARD CONSTRUCTION STORMWATER BMPs
(Source: CALTRANS Storm Water Quality Handbooks)

Minimum Required Best Minimum Required Best Management Practices	CALTRANS Stormwater Handbook Detail	Check at least one BMP from each section below	If your project requires no BMP from any of the sections below, please explain within space provided
A. Select Erosion Control Method			
Vegetation Stabilization Planting (Summer)	SS-2, SS-4	☐	Construction area will not extend beyond the limits of curb to sidewalk and any exposed soil will be immediately covered.
Hydraulic Stabilization Hydroseeding (Summer)	SS-4	☐	
Bonded Fiber Matrix or Stabilized Fiber Matrix (Winter)	SS-3	☐	
Physical Stabilization Erosion Control Blanket (Winter)	SS-7	☐	
Lot Perimeter Protection Detail	SC-2	☐	
Mulch, Straw, Woodchips, Soil Application	SS-6, SS-8	☐	
B. If Runoff or Dewatering Operation is concentrated, velocity must be controlled using an energy dissipater			
Energy Dissipater Outlet Protection	SS-10	☐	Storm drain construction not a part
C. Select Sediment Control method for all disturbed areas (Chose at least one)			
Silt Fence	SC-1	☑	
Fiber Rolls (Straw Wattles)	SC-5	☐	
Gravel Bags	SC-6, SC-8	☑	
Dewatering Filtration	NS-2	☐	
Storm Drain Inlet Protection	SC-10	☑	
D. Select method for preventing offsite tracking of sediment (choose at least one)			
Stabilized Construction Entrance	TC-1	☐	
Entrance/Exit Tire Wash	TC-3	☐	
Street Sweeping & Vacuuming	SC-7	☑	
E. Select the General Site Management BMPs for each waste that will be on site			
Material Delivery & Storage	WM-1	☑	
Spill Prevention & Control	WM-4	☑	
Concrete Waste Management	WM-8	☑	
Solid Waste Management	WM-5	☑	
Sanitary Waste Management	WM-9	☐	
Hazardous Waste Management	WM-6	☑	

The applicant must print and sign the following certification before a permit will be issued.
I have read and understand that the City of San Diego has adopted minimum requirements for managing urban runoff, including storm water, from construction and land development activities. I certify that the BMPs selected on this form will be implemented to minimize the potentially negative impacts of this project's construction and land development activities on water quality. I further agree to install, monitor, maintain, or revise the selected BMPs to ensure their effectiveness. I also understand that non-compliance with the City's Storm Water Standards may result in enforcement by the City, including fines, cease and desist orders, or other actions.

Signature: _____ Date: _____

APPENDIX H

PROTECTING AMI DEVICES IN METER BOXES AND ON STREET LIGHTS

Protecting AMI Devices in Meter Boxes and on Street Lights

The Public Utilities Department (PUD) has begun the installation of the Advanced Metering Infrastructure (AMI) technology as a new tool to enhance water meter reading accuracy and efficiency, customer service and billing, and to be used by individual accounts to better manage the efficient use of water. **All AMI devices shall be protected per Section 5-2, "Protection", of the 2015 Whitebook.**

AMI technology allows water meters to be read electronically rather than through direct visual inspection by PUD field staff. This will assist PUD staff and customers in managing unusual consumption patterns which could indicate leaks or meter tampering on a customer's property.

Three of the main components of an AMI system are the:

A. Endpoints, see Photo 1:

Photo 1



B. AMI Antenna attached to Endpoint (antenna not always required), see Photo 2:

Photo 2



Network Devices, see Photo 3:

Photo 3



AMI endpoints transmit meter information to the AMI system and will soon be on the vast majority of meters in San Diego. These AMI devices provide interval consumption data to the PUD's Customer Support Division. If these devices are damaged or communication is interrupted, this Division will be alerted of the situation. The endpoints are installed in water meter boxes, coffins, and vaults adjacent to the meter. A separate flat round antenna may also be installed through the meter box lid. This antenna is connected to the endpoint via cable. The following proper installation shall be implemented when removing the lid to avoid damaging the antenna, cable, and/or endpoint. Photo 4 below demonstrates a diagram of the connection:

Photo 4



The AMI device ERT/Endpoint/Transmitter shall be positioned and installed as discussed in this Appendix. If the ERT/Endpoint/Transmitter is disturbed, it shall be re-installed and returned to its original installation with the end points pointed upwards as shown below in Photo 5.

The PUD's code compliance staff will issue citations and invoices to you for any damaged AMI devices that are not re-installed as discussed in the Contract Document
Photo 5 below shows a typical installation of an AMI endpoint on a water meter.

Photo 5



Photo 6 below is an example of disturbance that shall be avoided:

Photo 6

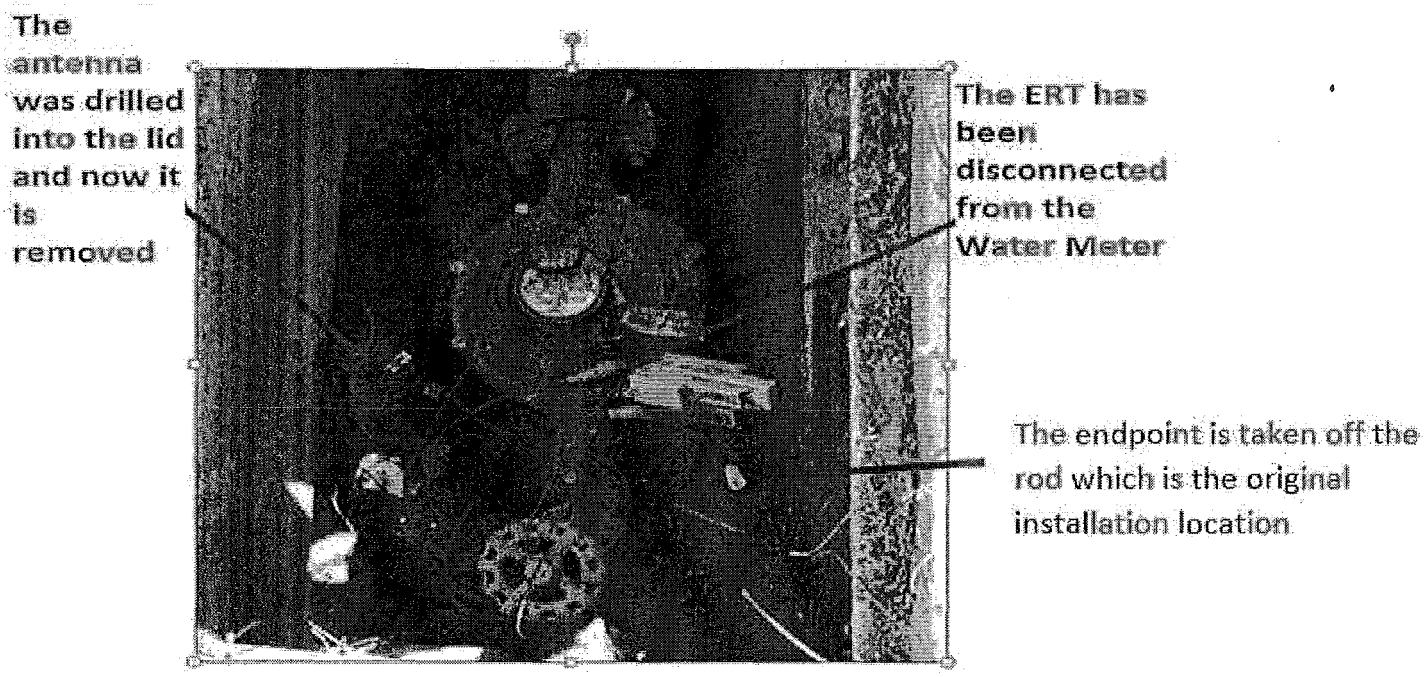

You are responsible when working in and around meter boxes. If you encounter these endpoints, use proper care and do not disconnect them from the registers on top of the water meter. If the lid has an antenna drilled through, do not change or tamper with the lid and inform the Resident Engineer immediately about the location of that lid. Refer to Photo 7 below:

Photo 7

Another component of the AMI system are the Network Devices. The Network Devices are strategically placed units (mainly on street light poles) that collect interval meter reading data from multiple meters for transmission to the Department Control Computer. **If you come across any of these devices on street lights that will be removed or replaced (refer to Photos 8 and 9 below), notify AMI Project Manager Arwa Sayed at (619) 362-0121 immediately.**

Photo 8 shows an installed network device on a street light. On the back of each Network Device is a sticker with contact information. See Photo 9. **Call PUD Water Emergency Repairs at 619-515-3525 if your work will impact these street lights.** These are assets that belong to the City of San Diego and you shall be responsible for any costs of disruption of this network.

Photo 8



Photo 9

If you encounter any bad installations, disconnected/broken/buried endpoints, or inadvertently damage any AMI devices or cables, notify the Resident Engineer immediately. The Resident Engineer will then immediately contact the AMI Project Manager, Arwa Sayed, at (619) 362-0121.

ATTACHMENT F

INTENTIONALLY LEFT BLANK

ATTACHMENT G

CONTRACT AGREEMENT

CONTRACT AGREEMENT

CONSTRUCTION CONTRACT

This contract is made and entered into between THE CITY OF SAN DIEGO, SOLELY IN ITS CAPACITY AS THE DESIGNATED SUCCESSOR AGENCY OF THE REDEVELOPMENT AGENCY OF THE CITY OF SAN DIEGO, A FORMER PUBLIC BODY, CORPORATE AND POLITIC, herein called "Successor Agency", and Portillo Concrete, Inc., herein called "Contractor" for construction of **City Heights Pedestrian Improvements (P1-P8 & East Euclid Ave)**; Bid No. **K-17-6693-DBB-3**; Two Million Four Hundred Eighty Thousand Two Hundred Forty Three Dollars and Zero Cents ($2,480,243.00) which is comprised of the Base Bid plus Alternate B & C.

IN CONSIDERATION of the payments to be made hereunder and the mutual undertakings of the parties hereto, City and Contractor agree as follows:

1. The following are incorporated into this contract as though fully set forth herein:

   (a) The attached Faithful Performance and Payment Bonds.

   (b) The attached Proposal included in the Bid documents by the Contractor.

   (c) Reference Standards listed in the Instruction to Bidders and the Supplementary Special Provisions (SSP).

   (d) That certain documents entitled **City Heights Pedestrian Improvements Project (P1-P8, East Euclid Ave)**, on file in the office of the Public Works Department as Document No. **24005341**, as well as all matters referenced therein.

2. The Contractor shall perform and be bound by all the terms and conditions of this contract and in strict conformity therewith shall perform and complete in a good and workmanlike manner Project Title, **City Heights Pedestrian Improvements Project (P1-P8, East Euclid Ave),** Bid Number **K-17-6693-DBB-3**, San Diego, California.

3. For such performances, the City shall pay to Contractor the amounts set forth at the times and in the manner and with such additions or deductions as are provided for in this contract, and the Contractor shall accept such payment in full satisfaction of all claims incident to such performances.

4. No claim or suit whatsoever shall be made or brought by Contractor against any officer, agent, or employee of the City for or on account of anything done or omitted to be done in connection with this contract, nor shall any such officer, agent, or employee be liable hereunder.

5. This contract is effective as of the date that the Mayor or designee signs the agreement.

CONTRACT AGREEMENT (continued)

IN WITNESS WHEREOF, this Agreement is signed by the City of San Diego, acting by and through its Mayor or designee, pursuant to Municipal Code §22.3102 authorizing such execution.

THE CITY OF SAN DIEGO SOLELY IN ITS CAPACITY AS THE DESIGNATED SUCCESOR AGENCY OF THE REDEVELOPMENT AGENCY OF THE CITY OF SAN DIEGO, A FORMER PUBLIC BODY, CORPORATE AND POLITIC

By _____

Print Name: David Graham

Deputy Chief Operating Officer

Date: 10·10·16

APPROVED AS TO FORM

Jan I. Goldsmith, City Attorney

By _____

Print Name: RYAN P. GERRITY

Deputy City Attorney

Date: 10/13/2016

CONTRACTOR

By _____

Print Name: Mario Portillo

Title: President/CEO

Date: 09/12/2016

City of San Diego License No.: B19960006538

State Contractor's License No.: 680144

DEPARTMENT OF INDUSTRIAL RELATIONS (DIR) REGISTRATION NUMBER: 1000004389

CERTIFICATIONS AND FORMS

The Bidder, by submitting its electronic bid, agrees to and certifies under penalty of perjury under the laws of the State of California, that the certifications, forms and affidavits submitted as part of this bid are true and correct.

Bidder's General Information

To the City of San Diego:

Pursuant to "Notice Inviting Bids", specifications, and requirements on file with the City Clerk, and subject to all provisions of the Charter and Ordinances of the City of San Diego and applicable laws and regulations of the United States and the State of California, the undersigned hereby proposes to furnish to the City of San Diego, complete at the prices stated herein, the items or services hereinafter mentioned. The undersigned further warrants that this bid is not made in the interest of, or on behalf of, any undisclosed person, partnership, company, association, organization, or corporation; that the bid is genuine and not collusive or sham; that the bidder has not directly or indirectly induced or solicited any other bidder to put in a false or sham bid, and has not directly or indirectly colluded, conspired, connived, or agreed with any bidder or anyone else to put in a sham bid, or that anyone shall refrain from bidding; that the bidder has not in any manner, directly or indirectly, sought by agreement, communication, or conference with anyone to fix the bid price of the bidder or any other bidder, or to fix any overhead, profit, or cost element of the bid price, or of that of any other bidder, or to secure any advantage against the public body awarding the contract of anyone interested in the proposed contract; that all statements contained in the bid are true; and, further, that the bidder has not, directly or indirectly, submitted his or her bid price or any breakdown thereof, or the contents thereof, or divulged information or data relative thereto, or paid, and will not pay, any fee to any corporation, partnership, company, association, organization, bid depository, or to any member or agent thereof to effectuate a collusive or sham bid.

The undersigned bidder(s) further warrants that bidder(s) has thoroughly examined and understands the entire Contract Documents (plans and specifications) and the Bidding Documents therefore, and that by submitting said Bidding Documents as its bid proposal, bidder(s) acknowledges and is bound by the entire Contract Documents, including any addenda issued thereto, as such Contract Documents incorporated by reference in the Bidding Documents.

NON-COLLUSION AFFIDAVIT TO BE EXECUTED BY BIDDER AND SUBMITTED WITH BID UNDER 23 UNITED STATES CODE 112 AND PUBLIC CONTRACT CODE 7106

State of California

County of San Diego

The bidder, being first duly sworn, deposes and says that he or she is authorized by the party making the foregoing bid that the bid is not made in the interest of, or on behalf of, any undisclosed person, partnership, company, association, organization, or corporation; that the bid is genuine and not collusive or sham; that the bidder has not directly or indirectly induced or solicited any other bidder to put in a false or sham bid, and has not directly or indirectly colluded, conspired, connived, or agreed with any bidder or anyone else to put in a sham bid, or that anyone shall refrain from bidding; that the bidder has not in any manner, directly or indirectly, sought by agreement, communication, or conference with anyone to fix the bid price of the bidder or any other bidder, or to fix any overhead, profit, or cost element of the bid price, or of that of any other bidder, or to secure any advantage against the public body awarding the contract of anyone interested in the proposed contract; that all statements contained in the bid are true; and further, that the bidder has not, directly or indirectly, submitted his or her bid price or any breakdown thereof, or the contents thereof, or divulged information or data relative thereto, or paid, and will not pay, any fee to any corporation, partnership, company association, organization, bid depository, or to any member or agent thereof to effectuate a collusive or sham bid.

CONTRACTOR CERTIFICATION

DRUG-FREE WORKPLACE

I hereby certify that I am familiar with the requirements of San Diego City Council Policy No. 100-17 regarding Drug-Free Workplace as outlined in the WHITEBOOK, Section 7-13.3, "Drug-Free Workplace", of the project specifications, and that;

This company has in place a drug-free workplace program that complies with said policy. I further certify that each subcontract agreement for this project contains language which indicates the subcontractor's agreement to abide by the provisions of subdivisions a) through c) of the policy as outlined.

CONTRACTOR CERTIFICATION

AMERICAN WITH DISABILITIES ACT (ADA) COMPLIANCE CERTIFICATION

I hereby certify that I am familiar with the requirements of San Diego City Council Policy No. 100-4 regarding the American With Disabilities Act (ADA) outlined in the WHITEBOOK, Section 7-13.2, "American With Disabilities Act", of the project specifications, and that;

This company has in place workplace program that complies with said policy. I further certify that each subcontract agreement for this project contains language which indicates the subcontractor's agreement to abide by the provisions of the policy as outlined.

CONTRACTOR CERTIFICATION

CONTRACTOR STANDARDS – PLEDGE OF COMPLIANCE

I declare under penalty of perjury that I am authorized to make this certification on behalf of the company submitting this bid/proposal, that as Contractor, I am familiar with the requirements of City of San Diego Municipal Code § 22.3004 regarding Contractor Standards as outlined in the WHITEBOOK, Section 7-13.4, ("Contractor Standards"), of the project specifications, and that Contractor has complied with those requirements.

I further certify that each of the Contractor's subcontractors whose subcontracts are greater than $50,000 in value has completed a Pledge of Compliance attesting under penalty of perjury of having complied with City of San Diego Municipal Code § 22.3004.

AFFIDAVIT OF DISPOSAL

(To be submitted upon completion of Construction pursuant to the contracts Certificate of Completion)

WHEREAS, on the _____ DAY OF _____, 2_____ the undersigned entered into and executed a contract with the City of San Diego, a municipal corporation, for:

_____

(Name of Project or Task)

as particularly described in said contract and identified as Bid No. _____ ; SAP No. (WBS/IO/CC) _____; and **WHEREAS**, the specification of said contract requires the Contractor to affirm that "all brush, trash, debris, and surplus materials resulting from this project have been disposed of in a legal manner"; and **WHEREAS**, said contract has been completed and all surplus materials disposed of:

_____

_____

NOW, THEREFORE, in consideration of the final payment by the City of San Diego to said Contractor under the terms of said contract, the undersigned Contractor, does hereby affirm that all surplus materials as described in said contract have been disposed of at the following location(s)

_____

_____

and that they have been disposed of according to all applicable laws and regulations.

Dated this _____ DAY OF _____, _____.

_____ Contractor

by

ATTEST:

State of _____ County of _____

On this_____ DAY OF _____, 2_____, before the undersigned, a Notary Public in and for said County and State, duly commissioned and sworn, personally appeared_____ _____ known to me to be the _____ Contractor named in the foregoing Release, and whose name is subscribed thereto, and acknowledged to me that said Contractor executed the said Release.

Notary Public in and for said County and State

COMPANY LETTERHEAD

CERTIFICATE OF COMPLIANCE

Materials and Workmanship Compliance

For Contract or Task_____

I certify that the material listed below complies with the materials and workmanship requirements of the Caltrans Contract Plans, Special Provisions, Standard Specifications, and Standard Plans for the contract listed above.

I also certify that I am an official representative for_____, the manufacturer of the material listed above. Furthermore, I certify that where California test methods, physical or chemical test requirements are part of the specifications, that the manufacturer has performed the necessary quality control to substantiate this certification.

Material Description:

Manufacturer: _____

Model:_____

Serial Number (if applicable)_____

Quantity to be supplied:_____

Remarks:_____

Signed by: _____

Printed Name:_____

Title: _____

Company: _____

Date: _____

SAMPLE

City of San Diego

Public Works Department, Field Division

NOTICE OF MATERIALS TO BE USED

To:_____ Date: _____, 20____

Resident Engineer

You are hereby notified that the materials required for use under Contract No. _____ for construction of _____,

in the City of San Diego, will be obtained from sources herein designated.

CONTRACT ITEM NO. **(Bid Item)**	**KIND OF MATERIAL** **(Category)**	**NAME AND ADDRESS WHERE MATERIAL CAN BE INSPECTED** **(At Source)**

It is requested that you arrange for a sampling, testing, and inspection of the materials prior to delivery, in accordance with Section 4-1.11 of the WHITEBOOK, where it is practicable, and in accordance with your policy. It is understood that source inspection does not relieve the Contractor of full responsibility for incorporating in the work, materials that comply in all respects with the contract plans and specifications, nor does it preclude subsequent rejection of materials found to be undesirable or unsuitable.

Distribution:

Supplier

Yours truly,

_____

Signature of Supplier

_____

Address

SUBCONTRACTORS ADDITIVE/DEDUCTIVE ALTERNATE (USE ONLY WHEN ADDITIVE ALTERNATES ARE REQUIRED)
***** PROVIDED FOR ILLUSTRATIVE PURPOSES ONLY *****
TO BE SUBMITTED IN ELECTRONIC FORMAT ONLY
SEE INSTRUCTIONS TO BIDDERS, FOR FURTHER INFORMATION

ADDITIVE/ DEDUCTIVE ALTERNATE	NAME, ADDRESS AND TELEPHONE NUMBER OF SUBCONTRACTOR	CONSTRUCTOR OR DESIGNER	SUBCONTRACTOR LICENSE NUMBER	TYPE OF WORK	DOLLAR VALUE OF SUBCONTRACT	MBE, WBE, DBE, DVBE, OBE, ELBE, SLBE, SDB, WoSB, HUBZone, OR SDVOSB①	WHERE CERTIFIED②	CHECK IF JOINT VENTURE PARTNERSHIP
	Name: Perry Electric, Inc. Address: P.O. Box 710130 City: Santee State: California Zip: 92072 Phone:619-449-0045 Email: dferguson@perryelectricsd.com	Constructor	747931	Electrical	$1,259,360	SLBE	San Diego	
	Name: Landmark Consulting Address: 9555 Genesee Ave. Ste. 200 City: San Diego State: California Zip: 92008 Phone:858-587-8070 Email: rona@lmco.net	Constructor	14BI0991	Survey	$42,540.00	SLBE	San Diego	

① As appropriate, Bidder shall identify Subcontractor as one of the following and shall include a valid proof of certification (except for OBE, SLBE and ELBE):

Certified Minority Business Enterprise	MBE	Certified Woman Business Enterprise	WBE
Certified Disadvantaged Business Enterprise	DBE	Certified Disabled Veteran Business Enterprise	DVBE
Other Business Enterprise	OBE	Certified Emerging Local Business Enterprise	ELBE
Certified Small Local Business Enterprise	SLBE	Small Disadvantaged Business	SDB
Woman-Owned Small Business	WoSB	HUBZone Business	HUBZone
Service-Disabled Veteran Owned Small Business	SDVOSB		

② As appropriate, Bidder shall indicate if Subcontractor is certified by:

City of San Diego	CITY	State of California Department of Transportation	CALTRANS
California Public Utilities Commission	CPUC		
State of California's Department of General Services	CADoGS	City of Los Angeles	LA
State of California	CA	U.S. Small Business Administration	SBA

The Bidder will not receive any subcontracting participation percentages if the Bidder fails to submit the required proof of certification.

SUBCONTRACTORS ADDITIVE/DEDUCTIVE ALTERNATE (USE ONLY WHEN ADDITIVE ALTERNATES ARE REQUIRED)
***** PROVIDED FOR ILLUSTRATIVE PURPOSES ONLY *****
TO BE SUBMITTED IN ELECTRONIC FORMAT ONLY
SEE INSTRUCTIONS TO BIDDERS, FOR FURTHER INFORMATION

ADDITIVE/ DEDUCTIVE ALTERNATE	NAME, ADDRESS AND TELEPHONE NUMBER OF SUBCONTRACTOR	CONSTRUCTOR OR DESIGNER	SUBCONTRACTOR LICENSE NUMBER	TYPE OF WORK	DOLLAR VALUE OF SUBCONTRACT	MBE, WBE, DBE, DVBE, OBE, ELBE, SLBE, SDB, WoSB, HUBZone, OR SDVOSB①	WHERE CERTIFIED②	CHECK IF JOINT VENTURE PARTNERSHIP
	Name: McGrath Consulting Address: P.O. Box 2488 City: El Cajon State: California Zip: 92021 Phone: 619-443-3459 Email: estimating@mcswppp.com	Designer	11MH0281	MWPCP	$750.00	SLBE	San Diego	
	Name: _____ Address: _____ City: _____ State: _____ Zip: _____ Phone: _____ Email: _____							

① As appropriate, Bidder shall identify Subcontractor as one of the following and shall include a valid proof of certification (except for OBE, SLBE and ELBE):

Certified Minority Business Enterprise	MBE	Certified Woman Business Enterprise	WBE
Certified Disadvantaged Business Enterprise	DBE	Certified Disabled Veteran Business Enterprise	DVBE
Other Business Enterprise	OBE	Certified Emerging Local Business Enterprise	ELBE
Certified Small Local Business Enterprise	SLBE	Small Disadvantaged Business	SDB
Woman-Owned Small Business	WoSB	HUBZone Business	HUBZone
Service-Disabled Veteran Owned Small Business	SDVOSB		

② As appropriate, Bidder shall indicate if Subcontractor is certified by:

City of San Diego	CITY	State of California Department of Transportation	CALTRANS
California Public Utilities Commission	CPUC		
State of California's Department of General Services	CADoGS	City of Los Angeles	LA
State of California	CA	U.S. Small Business Administration	SBA

The Bidder will not receive any subcontracting participation percentages if the Bidder fails to submit the required proof of certification.

ELECTRONICALLY SUBMITTED FORMS

THE FOLLOWING FORMS MUST BE SUBMITTED IN PDF FORMAT WITH BID SUBMISSION

The following forms are to be completed by the bidder and submitted (uploaded) electronically with the bid in PlanetBids.

A. **BID BOND – See Instructions to Bidders, Bidders Guarantee of Good Faith (Bid Security) for further instructions**

B. **CONTRACTOR'S CERTIFICATION OF PENDING ACTIONS**

C. **EQUAL BENEFITS ORDINANCE - CERTIFICATION OF COMPLIANCE**

Bids will not be accepted until ALL forms are submitted as part of the bid submittal

BID BOND

See Instructions to Bidders, Bidder Guarantee of Good Faith (Bid Security)

KNOW ALL MEN BY THESE PRESENTS,

That Portillo Concrete, Inc. as Principal, and

The Ohio Casualty Insurance Company as Surety, are

held and firmly bound unto The City of San Diego hereinafter called "OWNER," in the sum of 10% OF THE TOTAL BID AMOUNT for the payment of which sum, well and truly to be made, we bind ourselves, our heirs, executors, administrators, successors, and assigns, jointly and severally, firmly by these presents.

WHEREAS, said Principal has submitted a Bid to said OWNER to perform the WORK required under the bidding schedule(s) of the OWNER's Contract Documents entitled

City Heights Pedestrian Improvements Project (P1-P8 & East Euclid Ave)

NOW THEREFORE, if said Principal is awarded a contract by said OWNER and, within the time and in the manner required in the "Notice Inviting Bids" enters into a written Agreement on the form of agreement bound with said Contract Documents, furnishes the required certificates of insurance, and furnishes the required Performance Bond and Payment Bond, then this obligation shall be null and void, otherwise it shall remain in full force and effect. In the event suit is brought upon this bond by said OWNER and OWNER prevails, said Surety shall pay all costs incurred by said OWNER in such suit, including a reasonable attorney's fee to be fixed by the court.

SIGNED AND SEALED, this 26th day of July, 2016

Portillo Concrete, Inc. (SEAL)	The Ohio Casualty Insurance Company (SEAL)
(Principal)	(Surety)
By: _____	By: _____ Cyndi Beilman, Attorney-in-Fact
(Signature)	(Signature)

(SEAL AND NOTARIAL ACKNOWLEDGEMENT OF SURETY)

CALIFORNIA ALL-PURPOSE ACKNOWLEDGMENT

A notary public or other officer completing this certificate verifies only the identity of the individual who signed the document to which this certificate is attached, and not the truthfulness, accuracy, or validity of that document.

STATE OF CALIFORNIA

County of San Diego }

On July 26, 2016 (Date) before me, Pam Davis (Insert Name of Notary exactly as it appears on the official seal), Notary Public,

personally appeared Cyndi Bellman (Name(s) of Signer(s))

,

who proved to me on the basis of satisfactory evidence to be the person(s) whose name(s) is/are subscribed to the within instrument and acknowledged to me that he/she/they executed the same in his/her/their authorized capacity(ies), and that by his/her/their signature(s) on the instrument the person(s), or the entity upon behalf of which the person(s) acted, executed the instrument.

I certify under PENALTY OF PERJURY under the laws of the State of California that the foregoing paragraph is true and correct.

Witness my hand and official seal.

Signature _____ (Signature of Notary Public) Pam Davis

PAM DAVIS
Commission # 1991984
Notary Public - California
San Diego County
My Comm. Expires Oct 20, 2016

Place Notary Seal Above

OPTIONAL

Though the information below is not required by law, it may prove valuable to persons relying on the document and could prevent fraudulent removal and reattachment of the form to another document.

Description of Attached Document

Title or Type of Document: _____

Document Date: _____ Number of Pages: _____

Signer(s) Other Than Named Above: _____

Capacity(ies) Claimed by Signer(s)

Signer's Name: _____
- ☐ Individual
- ☐ Corporate Officer — Title(s): _____
- ☐ Partner ☐ Limited ☐ General
- ☑ Attorney in Fact
- ☐ Trustee
- ☐ Guardian or Conservator
- ☐ Other: _____

Signer is Representing: _____

RIGHT THUMBPRINT OF SIGNER
Top of thumb here

Signer's Name: _____
- ☐ Individual
- ☐ Corporate Officer — Title(s): _____
- ☐ Partner ☐ Limited ☐ General
- ☐ Attorney in Fact
- ☐ Trustee
- ☐ Guardian or Conservator
- ☐ Other: _____

Signer is Representing: _____

RIGHT THUMBPRINT OF SIGNER
Top of thumb here

THIS POWER OF ATTORNEY IS NOT VALID UNLESS IT IS PRINTED ON RED BACKGROUND.
This Power of Attorney limits the acts of those named herein, and they have no authority to bind the Company except in the manner and to the extent herein stated.

Certificate No. 7311307

American Fire and Casualty Company
The Ohio Casualty Insurance Company
Liberty Mutual Insurance Company
West American Insurance Company

POWER OF ATTORNEY

KNOWN ALL PERSONS BY THESE PRESENTS: That American Fire & Casualty Company and The Ohio Casualty Insurance Company are corporations duly organized under the laws of the State of New Hampshire, that Liberty Mutual Insurance Company is a corporation duly organized under the laws of the State of Massachusetts, and West American Insurance Company is a corporation duly organized under the laws of the State of Indiana (herein collectively called the "Companies"), pursuant to and by authority herein set forth, does hereby name, constitute and appoint, Anne Wright; Cyndi Beilman; Dana Michaelis

all of the city of La Mesa, state of CA each individually if there be more than one named, its true and lawful attorney-in-fact to make, execute, seal, acknowledge and deliver, for and on its behalf as surety and as its act and deed, any and all undertakings, bonds, recognizances and other surety obligations, in pursuance of these presents and shall be as binding upon the Companies as if they have been duly signed by the president and attested by the secretary of the Companies in their own proper persons.

IN WITNESS WHEREOF, this Power of Attorney has been subscribed by an authorized officer or official of the Companies and the corporate seals of the Companies have been affixed thereto this 4th day of April, 2016.

American Fire and Casualty Company
The Ohio Casualty Insurance Company
Liberty Mutual Insurance Company
West American Insurance Company

By: David M. Carey
David M. Carey, Assistant Secretary

STATE OF PENNSYLVANIA ss
COUNTY OF MONTGOMERY

On this 4th day of April, 2016, before me personally appeared David M. Carey, who acknowledged himself to be the Assistant Secretary of American Fire and Casualty Company, Liberty Mutual Insurance Company, The Ohio Casualty Insurance Company, and West American Insurance Company, and that he, as such, being authorized so to do, execute the foregoing instrument for the purposes therein contained by signing on behalf of the corporations by himself as a duly authorized officer.

IN WITNESS WHEREOF, I have hereunto subscribed my name and affixed my notarial seal at Plymouth Meeting, Pennsylvania, on the day and year first above written.

COMMONWEALTH OF PENNSYLVANIA
Notarial Seal
Teresa Pastella, Notary Public
Plymouth Twp., Montgomery County
My Commission Expires March 28, 2017
Member, Pennsylvania Association of Notaries

By: Teresa Pastella
Teresa Pastella, Notary Public

This Power of Attorney is made and executed pursuant to and by authority of the following By-laws and Authorizations of American Fire and Casualty Company, The Ohio Casualty Insurance Company, Liberty Mutual Insurance Company, and West American Insurance Company which resolutions are now in full force and effect reading as follows:

ARTICLE IV – OFFICERS – Section 12. Power of Attorney. Any officer or other official of the Corporation authorized for that purpose in writing by the Chairman or the President, and subject to such limitation as the Chairman or the President may prescribe, shall appoint such attorneys-in-fact, as may be necessary to act in behalf of the Corporation to make, execute, seal, acknowledge and deliver as surety any and all undertakings, bonds, recognizances and other surety obligations. Such attorneys-in-fact, subject to the limitations set forth in their respective powers of attorney, shall have full power to bind the Corporation by their signature and execution of any such instruments and to attach thereto the seal of the Corporation. When so executed, such instruments shall be as binding as if signed by the President and attested to by the Secretary. Any power or authority granted to any representative or attorney-in-fact under the provisions of this article may be revoked at any time by the Board, the Chairman, the President or by the officer or officers granting such power or authority.

ARTICLE XIII – Execution of Contracts – SECTION 5. Surety Bonds and Undertakings. Any officer of the Company authorized for that purpose in writing by the chairman or the president, and subject to such limitations as the chairman or the president may prescribe, shall appoint such attorneys-in-fact, as may be necessary to act in behalf of the Company to make, execute, seal, acknowledge and deliver as surety any and all undertakings, bonds, recognizances and other surety obligations. Such attorneys-in-fact subject to the limitations set forth in their respective powers of attorney, shall have full power to bind the Company by their signature and execution of any such instruments and to attach thereto the seal of the Company. When so executed such instruments shall be as binding as if signed by the president and attested by the secretary.

Certificate of Designation – The President of the Company, acting pursuant to the Bylaws of the Company, authorizes David M. Carey, Assistant Secretary to appoint such attorneys-in-fact as may be necessary to act on behalf of the Company to make, execute, seal, acknowledge and deliver as surety any and all undertakings, bonds, recognizances and other surety obligations.

Authorization – By unanimous consent of the Company's Board of Directors, the Company consents that facsimile or mechanically reproduced signature of any assistant secretary of the Company, wherever appearing upon a certified copy of any power of attorney issued by the Company in connection with surety bonds, shall be valid and binding upon the Company with the same force and effect as though manually affixed.

I, Gregory W. Davenport, the undersigned, Assistant Secretary, of American Fire and Casualty Company, The Ohio Casualty Insurance Company, Liberty Mutual Insurance Company, and West American Insurance Company do hereby certify that the original power of attorney of which the foregoing is a full, true and correct copy of the Power of Attorney executed by said Companies, is in full force and effect and has not been revoked.

IN TESTIMONY WHEREOF, I have hereunto set my hand and affixed the seals of said Companies this 26th day of July, 2016.

By: Gregory W. Davenport
Gregory W. Davenport, Assistant Secretary

Not valid for mortgage, note, loan, letter of credit, currency rate, interest rate or residual value guarantees.

To confirm the validity of this Power of Attorney call 1-610-832-8240 between 9:00 am and 4:30 pm EST on any business day.

LMS_12873_122013

CONTRACTOR'S CERTIFICATION OF PENDING ACTIONS

As part of its bid or proposal (Non-Price Proposal in the case of Design-Build contracts), the Bidder shall provide to the City a list of all instances within the past 10 years where a complaint was filed or pending against the Bidder in a legal or administrative proceeding alleging that Bidder discriminated against its employees, subcontractors, vendors or suppliers, and a description of the status or resolution of that complaint, including any remedial action taken.

CHECK ONE BOX ONLY.

☒ The undersigned certifies that within the past 10 years the Bidder has NOT been the subject of a complaint or pending action in a legal administrative proceeding alleging that Bidder discriminated against its employees, subcontractors, vendors or suppliers.

☐ The undersigned certifies that within the past 10 years the Bidder has been the subject of a complaint or pending action in a legal administrative proceeding alleging that Bidder discriminated against its employees, subcontractors, vendors or suppliers. A description of the status or resolution of that complaint, including any remedial action taken and the applicable dates is as follows:

Date of Claim	Location	Description of Claim	Litigation (Y/N)	Status	Resolution/Remedial Action Taken

Contractor Name: Portillo Concrete, Inc.

Certified By Mario Portillo Title President/CEO

Name

Date 08/11/2016

Signature

USE ADDITIONAL FORMS AS NECESSARY

EQUAL BENEFITS ORDINANCE

CERTIFICATION OF COMPLIANCE

For additional information, contact:
CITY OF SAN DIEGO
EQUAL BENEFITS PROGRAM
202 C Street, MS 9A, San Diego, CA 92101

COMPANY INFORMATION

Company Name: Portillo Concrete, Inc.	Contact Name: Mario Portillo
Company Address: 3527 Citrus St. Lemon Grove, CA 91945	Contact Phone: (619) 466-4639
	Contact Email: mportillo@portilloconcreteinc.com

CONTRACT INFORMATION

Contract Title: City Heights Pedestrian Improvements Project (P1-P8 & East Euclid Ave)	Start Date:
Contract Number (if no number, state location): San Diego, California	End Date:

SUMMARY OF EQUAL BENEFITS ORDINANCE REQUIREMENTS

The Equal Benefits Ordinance [EBO] requires the City to enter into contracts only with contractors who certify they will provide and maintain equal benefits as defined in SDMC §22.4302 for the duration of the contract. To comply:

- Contractor shall offer equal benefits to employees with spouses and employees with domestic partners.
  - Benefits include health, dental, vision insurance; pension/401(k) plans; bereavement, family, parental leave; discounts, child care; travel/relocation expenses; employee assistance programs; credit union membership; or any other benefit.
  - Any benefit not offer an employee with a spouse, is not required to be offered to an employee with a domestic partner.
- Contractor shall post notice of firm's equal benefits policy in the workplace and notify employees at time of hire and during open enrollment periods.
- Contractor shall allow City access to records, when requested, to confirm compliance with EBO requirements.
- Contractor shall submit *EBO Certification of Compliance*, signed under penalty of perjury, prior to award of contract.

NOTE: This summary is provided for convenience. Full text of the EBO and Rules Implementing the EBO are available at *www.sandiego.gov/administration.*

CONTRACTOR EQUAL BENEFITS ORDINANCE CERTIFICATION

Please indicate your firm's compliance status with the EBO. The City may request supporting documentation.

☒ I affirm **compliance** with the EBO because my firm *(contractor must select one reason):*

- ☐ Provides equal benefits to spouses and domestic partners.
- ☐ Provides no benefits to spouses or domestic partners.
- ☐ Has no employees.
- ☐ Has collective bargaining agreement(s) in place prior to January 1, 2011, that has not been renewed or expired.

☐ I request the City's approval to pay affected employees a cash equivalent in lieu of equal benefits and verify my firm made a reasonable effort but is not able to provide equal benefits upon contract award. I agree to notify employees of the availability of a cash equivalent for benefits available to spouses but not domestic partners and to continue to make every reasonable effort to extend all available benefits to domestic partners.

It is unlawful for any contractor to knowingly submit any false information to the City regarding equal benefits or cash equivalent associated with the execution, award, amendment, or administration of any contract. [San Diego Municipal Code §22.4307(a)] Under penalty of perjury under laws of the State of California, I certify the above information is true and correct. I further certify that my firm understands the requirements of the Equal Benefits Ordinance and will provide and maintain equal benefits for the duration of the contract or pay a cash equivalent if authorized by the City.

Mario Portillo		08/11/2016
Name/Title of Signatory	Signature	Date

FOR OFFICIAL CITY USE ONLY

Receipt Date: EBO Analyst: ☐ Approved ☐ Not Approved – Reason:

(Rev 02/15/2011

Bid Results for Project City Heights Pedestrian Improvements Project (P1-P8 & East of Euclid Ave) (K-17-6693-DBB-3)
Issued on 07/12/2016
Bid Due on August 11, 2016 2:00 PM (Pacific)
Exported on 08/11/2016

VendorID	Company Name	Address	City		ZipCode	Country	Contact	Phone	Fax	Email	Vendor Type
295276	Portillo Concrete Inc	3527 Citrus St	Lemon Grove		91945	United States	Mario Portillo	619-466-4639	619-466-4685	mportillo@portilloconcreteinc.com	LAT,MALE,PQUAL,DBE,HUBZ,MBE,CADIR,SDB,Local

Respondee	Respondee Title	Respondee Phone	Respondee Email
Mario Portillo	Pres/CEO	619-466-4639	mportillo@portilloconcreteinc.com

Bid Format	Submitted Date	Delivery Method	Responsive		Status	Confirmation #	Ranking
Electronic	August 11, 2016 1:51:04 PM (Pacific)				Submitted	86450	0

Attachments		
File Title	File Name	File Type
Contractor's Certification of Pending Actions	Contractor's Certification of Pending Actions.pdf	General Attachments
Equal Benefits Ordinance	Equal Benefits Ordinance.pdf	General Attachments
Subcontractor Additive Deductive Alternate	Subcontractor Additive Deductive Alternate.pdf	General Attachments
Bid Bond	Bid Bond.pdf	Bid Bond

Line Items									
Item Num	Section	Item Code	Description		Unit of Measure	Quantity	Unit Price	Line Total	Reference
1	Base Bid (City Heights Pedestrian Improvements (P1-P3 And P5-P8))	524126	Bonds (Payment and Performance)		LS	1	$16,000.00	$16,000.00	2-4.1
2	Base Bid (City Heights Pedestrian Improvements (P1-P3 And P5-P8))	238210	Mobilization		LS	1	$30,000.00	$30,000.00	9-3.4.1
3	Base Bid (City Heights Pedestrian Improvements (P1-P3 And P5-P8))	237310	Traffic/Pedestrian Control (TC), Excluding TC Associated With Grind and Overlay and Conduit Installation		LS	1	$30,000.00	$30,000.00	7-10.2.6
4	Base Bid (City Heights Pedestrian Improvements (P1-P3 And P5-P8))	541330	Survey Services		LS	1	$35,000.00	$35,000.00	2-9.2.3
5	Base Bid (City Heights Pedestrian Improvements (P1-P3 And P5-P8))	238910	Clearing and Grubbing		LS	1	$10,000.00	$10,000.00	300-1.4
6	Base Bid (City Heights Pedestrian Improvements (P1-P3 And P5-P8))	237310	Excavate and Export (Unclassified)		CY	164	$65.00	$10,660.00	300-2.9
7	Base Bid (City Heights Pedestrian Improvements (P1-P3 And P5-P8))	237310	Remove and Replace Type "G" Curb and Gutter		LF	689	$40.00	$27,560.00	303-5.9
8	Base Bid (City Heights Pedestrian Improvements (P1-P3 And P5-P8))	237310	6" Type "G" Curb and Gutter (P7)		LF	507	$40.00	$20,280.00	303-5.9
9	Base Bid (City Heights Pedestrian Improvements (P1-P3 And P5-P8))	237310	Remove and Relocate Park Fence (P2)		LF	60	$120.00	$7,200.00	9-3.1
10	Base Bid (City Heights Pedestrian Improvements (P1-P3 And P5-P8))	237310	Remove and Relocate Fence (P3)		LS	1	$1,000.00	$1,000.00	9-3.1
11	Base Bid (City Heights Pedestrian Improvements (P1-P3 And P5-P8))	237310	New PCC Sidewalk		SF	9128	$8.00	$73,024.00	303-5.9

Line Items									
Item Num	Section	Item Code	Description		Unit of Measure	Quantity	Unit Price	Line Total	Reference
12	Base Bid (City Heights Pedestrian Improvements (P1-P3 And P5-P8))	237310	Residential Concrete Driveway		SF	2695	$10.00	$26,950.00	303-5.9
13	Base Bid (City Heights Pedestrian Improvements (P1-P3 And P5-P8))	237310	Curb Ramp Type C1 with Stainless Steel Detectable Warning Tiles		EA	4	$4,000.00	$16,000.00	303-5.10.2
14	Base Bid (City Heights Pedestrian Improvements (P1-P3 And P5-P8))	237310	Curb Ramp Type D with Stainless Steel Detectable Warning Tiles (P3)		EA	1	$4,000.00	$4,000.00	303-5.10.2
15	Base Bid (City Heights Pedestrian Improvements (P1-P3 And P5-P8))	237110	Curb Outlet - 3" Sidewalk Underdrain Per D-27		EA	5	$500.00	$2,500.00	306-1.6
16	Base Bid (City Heights Pedestrian Improvements (P1-P3 And P5-P8))	237310	Cross Gutter		SF	2040	$15.00	$30,600.00	303-5.9
17	Base Bid (City Heights Pedestrian Improvements (P1-P3 And P5-P8))	237310	Vertical Curb @ Back of Sidewalk Including Transitions		LF	440	$30.00	$13,200.00	303-5.9
18	Base Bid (City Heights Pedestrian Improvements (P1-P3 And P5-P8))	238210	Street Light - Type DB Pole / 78 Watt LED Fixture		EA	96	$4,500.00	$432,000.00	307-2
19	Base Bid (City Heights Pedestrian Improvements (P1-P3 And P5-P8))	238210	Street Light - Type 15 Pole / 130 Watt LED Fixture		EA	24	$4,500.00	$108,000.00	307-2
20	Base Bid (City Heights Pedestrian Improvements (P1-P3 And P5-P8))	238210	Street Light Assembly - Upgrade Type 15 Pole / 130 Watt LED Fixture		EA	4	$1,400.00	$5,600.00	307-2
21	Base Bid (City Heights Pedestrian Improvements (P1-P3 And P5-P8))	238210	Relocate Existing Street Light (P7)		EA	1	$1,700.00	$1,700.00	307-2
22	Base Bid (City Heights Pedestrian Improvements (P1-P3 And P5-P8))	238210	Remove Existing Street Light Mast Arm & Fixture (P1)		EA	2	$800.00	$1,600.00	307-2
23	Base Bid (City Heights Pedestrian Improvements (P1-P3 And P5-P8))	238210	Street Light Pull Box #5		EA	27	$450.00	$12,150.00	307-2
24	Base Bid (City Heights Pedestrian Improvements (P1-P3 And P5-P8))	238210	Street Light Pull Box #3 1/2		EA	115	$340.00	$39,100.00	307-2
25	Base Bid (City Heights Pedestrian Improvements (P1-P3 And P5-P8))	238210	Street Light Conduit and Conductors by Directional Boring (Parallel to Street Curb)		LF	16849	$35.00	$589,715.00	307-2
26	Base Bid (City Heights Pedestrian Improvements (P1-P3 And P5-P8))	238210	Street Light Conduit and Conductors by open trenching, SDG-117 AC Repair (Perpendicular to Street Centerline)		LF	1567	$32.00	$50,144.00	307-2
27	Base Bid (City Heights Pedestrian Improvements (P1-P3 And P5-P8))	238210	Street Light Conduit and Conductors by open trenching, SDG-118 PCC Repair (Perpendicular to Street Centerline)		LF	508	$32.00	$16,256.00	307-2
28	Base Bid (City Heights Pedestrian Improvements (P1-P3 And P5-P8))	238210	Street Light Conduit in Dirt Grade		LF	801	$29.00	$23,229.00	307-2
29	Base Bid (City Heights Pedestrian Improvements (P1-P3 And P5-P8))	237310	1.5" AC Grind and Overlay for Moratorium Street Perpendicular Crossings, Replace Striping and Pavement Markings Outside of SDG-117 Repair		SF	3156	$10.00	$31,560.00	302-1.12, 302-5.2.1, 302-5.4.1, 302-5.9, 302-5.10.1
30	Base Bid (City Heights Pedestrian Improvements (P1-P3 And P5-P8))	237310	7" PCC Paving for incl. Sawcut Joints, Replace Miscellaneous Pavement Markings		SF	588	$15.00	$8,820.00	303-5.9
31	Base Bid (City Heights Pedestrian Improvements (P1-P3 And P5-P8))	237310	AC Overlay (2")		SF	2528	$10.00	$25,280.00	302-5.9
32	Base Bid (City Heights Pedestrian Improvements (P1-P3 And P5-P8))	237310	Asphalt Pavement Repair (P3, P6)		SF	235	$15.00	$3,525.00	302-3.2

Line Items									
Item Num	Section	Item Code	Description		Unit of Measure	Quantity	Unit Price	Line Total	Reference
33	Base Bid (City Heights Pedestrian Improvements (P1-P3 And P5-P8))	237310	Aggregate Base (7" Thick)		SF	1658	$4.00	$6,632.00	301-2.4
34	Base Bid (City Heights Pedestrian Improvements (P1-P3 And P5-P8))	237310	Drainage Ditch Per SDD-106 (P5)		LF	68	$80.00	$5,440.00	303-1.11
35	Base Bid (City Heights Pedestrian Improvements (P1-P3 And P5-P8))	237310	12"X12" Box Inlet (P5)		EA	1	$1,000.00	$1,000.00	303-1.11
36	Base Bid (City Heights Pedestrian Improvements (P1-P3 And P5-P8))	238110	Masonry Retaining Wall Including Foundation		SF	512	$20.00	$10,240.00	303-4.1.5
37	Base Bid (City Heights Pedestrian Improvements (P1-P3 And P5-P8))	237110	Adjust Utility Pull Box		EA	7	$500.00	$3,500.00	307-2
38	Base Bid (City Heights Pedestrian Improvements (P1-P3 And P5-P8))	237110	Adjust Sewer Cleanout to Grade		EA	3	$1,000.00	$3,000.00	301-1.7
39	Base Bid (City Heights Pedestrian Improvements (P1-P3 And P5-P8))	237310	Pedestrian Barricade (P3, P6)		EA	4	$1,000.00	$4,000.00	9-3.1
40	Base Bid (City Heights Pedestrian Improvements (P1-P3 And P5-P8))	237310	Install School Signs on Street Light Standard (P2)		EA	2	$600.00	$1,200.00	9-3.1
41	Base Bid (City Heights Pedestrian Improvements (P1-P3 And P5-P8))	237310	Remove & Reinstall Traffic Sign		EA	7	$600.00	$4,200.00	9-3.1
42	Base Bid (City Heights Pedestrian Improvements (P1-P3 And P5-P8))	237310	Thermoplastic Pavement Markings (P3)		LS	1	$11,000.00	$11,000.00	314-4.4.6
43	Base Bid (City Heights Pedestrian Improvements (P1-P3 And P5-P8))	237310	Replace Guard Posts with Reflector per SDRSD M-9 (P1)		EA	3	$600.00	$1,800.00	9-3.1
44	Base Bid (City Heights Pedestrian Improvements (P1-P3 And P5-P8))	561730	Root Barrier - 24" (P2)		LF	616	$35.00	$21,560.00	308-7
45	Base Bid (City Heights Pedestrian Improvements (P1-P3 And P5-P8))	541330	Water Pollution Control Program Development (MWPCP)		LS	1	$500.00	$500.00	701-13.9.5
46	Base Bid (City Heights Pedestrian Improvements (P1-P3 And P5-P8))	237310	Water Pollution Control Program Implementation (MWPCP)		LS	1	$5,000.00	$5,000.00	701-13.9.5
47	Base Bid (City Heights Pedestrian Improvements (P1-P3 And P5-P8))		Field Orders - Type II		AL	1	$40,000.00	$40,000.00	9-3.5
							Subtotal	$1,821,725.00	
48	Base Bid (East Euclid Avenue Pedestrian Improvements)	524126	Bonds (Payment and Performance)		LS	1	$1,500.00	$1,500.00	2-4.1
49	Base Bid (East Euclid Avenue Pedestrian Improvements)	237310	Traffic Control		LS	1	$10,000.00	$10,000.00	7-10.2.6
50	Base Bid (East Euclid Avenue Pedestrian Improvements)	238210	Mobilization		LS	1	$10,000.00	$10,000.00	9-3.4.1
51	Base Bid (East Euclid Avenue Pedestrian Improvements)	541330	Survey Services		LS	1	$3,000.00	$3,000.00	2-9.2.3
52	Base Bid (East Euclid Avenue Pedestrian Improvements)	238910	Clearing and Grubbing		LS	1	$10,000.00	$10,000.00	300-1.4
53	Base Bid (East Euclid Avenue Pedestrian Improvements)	238910	Excavate and Export (Unclassified)		CY	24	$65.00	$1,560.00	300-2.9
54	Base Bid (East Euclid Avenue Pedestrian Improvements)	237310	3" Curb & Gutter Per SDG-151 (Modified)		LF	143	$35.00	$5,005.00	303-5.9
55	Base Bid (East Euclid Avenue Pedestrian Improvements)	237310	4" PCC Sidewalk Per SDG-155		LF	296	$8.00	$2,368.00	303-5.9
56	Base Bid (East Euclid Avenue Pedestrian Improvements)	237310	6" PCC Sidewalk Per Modified SDG-155		LF	645	$10.00	$6,450.00	303-5.9
57	Base Bid (East Euclid Avenue Pedestrian Improvements)	237310	Sawcut Existing AC		LF	156	$3.00	$468.00	300-1.4
58	Base Bid (East Euclid Avenue Pedestrian Improvements)	238210	Grind & 2" AC Overlay with Clean & Tack		SF	362	$12.00	$4,344.00	302-5.9

Line Items									
Item Num	Section	Item Code	Description		Unit of Measure	Quantity	Unit Price	Line Total	Reference
59	Base Bid (East Euclid Avenue Pedestrian Improvements)	238910	AC Pavement Removal		SF	722	$4.00	$2,888.00	300-1.4
60	Base Bid (East Euclid Avenue Pedestrian Improvements)	237310	AC Pavement Per SDG-113 (Schedule J)		SF	722	$4.00	$2,888.00	302-5.9
61	Base Bid (East Euclid Avenue Pedestrian Improvements)	238990	Remove Metal Beam Guardrail		LS	1	$5,000.00	$5,000.00	9-3.1
62	Base Bid (East Euclid Avenue Pedestrian Improvements)	238990	Metal Beam Guardrail		LF	160	$80.00	$12,800.00	304-2.2.3
63	Base Bid (East Euclid Avenue Pedestrian Improvements)	238990	Classic Picket Railing Fence		LF	144	$230.00	$33,120.00	9-3.1
64	Base Bid (East Euclid Avenue Pedestrian Improvements)	541330	Water Pollution Control Program Development (MWPCP)		LS	1	$1,000.00	$1,000.00	701-13.9.5
65	Base Bid (East Euclid Avenue Pedestrian Improvements)	237310	Water Pollution Control Program Implementation (MWPCP)		LS	1	$5,000.00	$5,000.00	701-13.9.5
66	Base Bid (East Euclid Avenue Pedestrian Improvements)		Field Orders - Type II		AL	1	$5,000.00	$5,000.00	9-3.5
							Subtotal	$122,391.00	
67	Alternate Items A	238210	Non-Moratorium Streets, Street Light Conduit and Conductors by Open Trenching Within Asphalt Street, (Parallel to Street Curb)		LF	10269	$45.00	$462,105.00	307-2
68	Alternate Items A	238210	Non-Moratorium PCC Street (51st), Street Light Conduit and Conductors by OpenTrenching Within Street, SDG-118 Repair (Parallel to Street Curb)		LF	830	$31.00	$25,730.00	307-2
69	Alternate Items A	238210	Moratorium Streets, Street Light Conduit and Conductors by Open Trenching Under Sidewalk, (Parallel to Street Curb)		LF	5750	$31.00	$178,250.00	307-2
70	Alternate Items A	237310	Moratorium Streets, Remove and Replace Sidewalk, (From Open Trenching Under Sidewalk)		SF	23430	$10.00	$234,300.00	303-5.9
71	Alternate Items A	237310	Moratorium Streets, Remove and Replace Driveway (From Open Trenching Under Driveway)		SF	8966	$15.00	$134,490.00	303-5.9
72	Alternate Items A	238210	Street Light Conduit and Conductors by Directional Boring (Parallel to Street Curb) (Deduct Base Bid Item 25) (enter unit price as negative (-))		LF	16849	($31.00)	($522,319.00)	307-2
							Subtotal	$512,556.00	
73	Alternate Items B	524126	Bonds (Payment and Performance)		LS	1	$2,500.00	$2,500.00	2-4.1
74	Alternate Items B	237310	Traffic/Pedestrian Control (TC), Excluding TC Associated With Grind and Overlay and Conduit Installation		LS	1	$10,000.00	$10,000.00	7-10.2.6
75	Alternate Items B	237310	Mobilization & Layout		LS	1	$10,000.00	$10,000.00	9-3.4.1
76	Alternate Items B	541330	Survey Services		LS	1	$7,000.00	$7,000.00	2-9.2.3
77	Alternate Items B	238910	Clearing & Grubbing		LS	1	$20,000.00	$20,000.00	300-1.4
78	Alternate Items B	237310	Type "G" Curb and Gutter, Remove and Replace		LF	86	$50.00	$4,300.00	303-5.9
79	Alternate Items B	237310	Vertical Curb @ Back of Sidewalk Incl. Transitions		LF	63	$40.00	$2,520.00	303-5.9

Line Items									
Item Num	Section	Item Code	Description		Unit of Measure	Quantity	Unit Price	Line Total	Reference
80	Alternate Items B	237310	Concrete Sidewalk		SF	765	$8.00	$6,120.00	303-5.9
81	Alternate Items B	237310	Residential Concrete Driveway		SF	159	$10.00	$1,590.00	303-5.9
82	Alternate Items B	237310	Existing Sidewalk, Remove and Replace		SF	275	$8.00	$2,200.00	303-5.9
83	Alternate Items B	237310	Remove & Replace Stair Tread		LS	1	$4,000.00	$4,000.00	303-1.11
84	Alternate Items B	237110	Adjust Existing Water Meter Box		EA	1	$500.00	$500.00	306-15
85	Alternate Items B	238210	Street Light Assembly - Type DB Pole / 78 Watt LED Fixture		EA	10	$4,400.00	$44,000.00	307-2
86	Alternate Items B	238210	Street Light Pull Box #5		EA	2	$460.00	$920.00	307-2
87	Alternate Items B	238210	Street Light Pull Box #3 1/2		EA	15	$350.00	$5,250.00	307-2
88	Alternate Items B	238210	Street Light Conduit incl. Conductor and Directional Boring (Parallel to Street Curb)		LF	1723	$31.00	$53,413.00	307-2
89	Alternate Items B	238210	Street Light Conduit and Conductors By Open Trenching, SDG-117 AC Repair (Perpendicular to Street Centerline)		LF	72	$31.00	$2,232.00	307-2
90	Alternate Items B	238210	1.5" AC Grind and Overlay for Moratorium Street Perpendicular Crossings, Replace Striping and Pavement Markings Outside of SDG-117 Repair		SF	108	$16.00	$1,728.00	302-1.12, 302-5.2.1, 302-5.4.1, 302-5.9, 302-5.10.1
91	Alternate Items B	238210	Street Light Conduit and Conductors By Open Trenching, SDG-118 PCC Repair (Perpendicular to Street Centerline)		LF	199	$31.00	$6,169.00	307-2
92	Alternate Items B	237310	7" PCC Paving Incl. Sawcut Joints, Replace Miscellaneous Pavement Markings		SF	589	$15.00	$8,835.00	303-5.9
93	Alternate Items B	237110	Remove & Reinstall Traffic Sign		EA	1	$500.00	$500.00	304-5
94	Alternate Items B	541330	Water Pollution Control Program Development (MWPCP)		LS	1	$500.00	$500.00	701-13.8.4
95	Alternate Items B	237990	Water Pollution Control Program Implementation (MWPCP)		LS	1	$1,000.00	$1,000.00	701-13.9.5
96	Alternate Items B		Field Orders - Type II		AL	1	$5,000.00	$5,000.00	9-3.5
							Subtotal	$200,277.00	
97	Alternate Items C	238210	Non-Moratorium Streets, Street Light Conduit and Conductors By Open Trenching Within Asphalt Street, (Parallel to Street Curb)		LF	10442	$31.00	$323,702.00	307-2
98	Alternate Items C	238210	Non-Moratorium PCC Street (51st), Street Light Conduit and Conductors By Open Trenching Within Street, SDG-118 Repair (Parallel to Street Curb)		LF	830	$31.00	$25,730.00	307-2
99	Alternate Items C	238210	Moratorium Streets, Street Light Conduit and Conductors By Open Trenching Under Sidewalk, (Parallel to Street Curb)		LF	7300	$31.00	$226,300.00	307-2
100	Alternate Items C	237310	Moratorium Streets, Remove and Replace Sidewalk, (From Open Trenching Under Sidewalk)		SF	30130	$8.00	$241,040.00	303-5.9

Line Items									
Item Num	Section	Item Code	Description		Unit of Measure	Quantity	Unit Price	Line Total	Reference
101	Alternate Items C	237310	Moratorium Streets, Remove and Replace Driveway (From Open Trenching Under Driveway)		SF	9481	$10.00	$94,810.00	303-5.9
102	Alternate Items C	238210	Street Light Conduit and Conductors by Directional Boring (Parallel to Street Curb) (Deduct Base Bid Item 25 and Deduct From Alternate B, Item 16)(enter unit price as negative (-))		LF	18572	($31.00)	($575,732.00)	307-2
							Subtotal	$335,850.00	
							Total	$2,992,799.00	

Line Items									
Item Num	Section	Item Code	Description		Unit of Measure	Quantity	Unit Price	Line Total	Reference

Subcontractors									
Name	Description	License Num	Amount		Type	Address	City	ZipCode	Country
T & M Electric	Electrical (Perry Electric)	747931	$1,209,360.00		SLBE,SDB,PQUAL	P.O. Box 710130	Santee	92072	United States
McGrath Consulting	MWPCP	11MH0281	$1,000.00		ELBE,SDB	PO BOX 2488	El Cajon	92021	United States
Western Gardens Landscaping, Inc.	Landscaping Root Barrier	662550	$18,480.00		PQUAL,SLBE,CADIR	4616 Pannonia Rd.	Carlsbad	92008	United States
Landmark Consulting	Surveying	14BI0997	$42,540.00		SLBE,CADIR	9555 Genesee Ave. Ste 200	San Diego	92121	United States
Surety Associates of Southern California	Bond & Performance	0G87195	$20,000.00			5360 Jackson Drive #208	La Mesa	91942	United States
RAT Sand and Materials	Trucking	0	$320,000.00		ELBE	841 Turquoise Street Suite F-506	San Diego	92109	United States
Statewide Stripes Inc.	Striping	40421	$15,295.00		CAU,MALE,DBE	PO Box 600710	San Diego	92160	United States
In-Line Fence & Railing	Fence and Railing	769516	$45,812.00		CADIR,DBE,LAT,MALE,MBE,SDB,SLBE	P.O. Box 2637	Ramona	92065	United States

Subcontractors Additive/Deductive Alternate									
Name	Description	License Num	Amount		Type	Address	City	ZipCode	Country
Perry Electric	Electrical	747931	$1,259,360.00	$98,635.00	SLBE	P.O. Box 710130	Santee	92072	United States
Landmark Consulting	Survey	14BI0991	$42,540.00	$6,100.00	SLBE	9555 Genesee Ave. Ste 200	San Diego	92121	United States
McGrath Consulting	MWPCP	11MH0281	$750.00	$250.00	SLBE	PO BOX 2488	El Cajon	92021	United States

Prime Self Performance
31.90%

City of San Diego, solely in its capacity as the designated Successor Agency to the Redevelopment Agency of the City of San Diego, a former public body, corporate and politic, herein referred to as

Successor Agency

CITY CONTACT: Rosa Riego, Contract Specialist, Email: RRiego@sandiego.gov
Phone No. (619) 533-3426, Fax No. (619) 533-3633

ADDENDUM "B"

e - Bidding **FOR**

CITY HEIGHTS PEDESTRIAN IMPROVEMENTS PROJECT (P1-P8 & EAST EUCLID AVE)

BID NO.:	**K-17-6693-DBB-3**
SAP NO. (WBS/IO/CC):	**S-15044**
CLIENT DEPARTMENT:	**2117/2116**
COUNCIL DISTRICT:	**9**
PROJECT TYPE:	**IH / IJ / IK**

BID DUE DATE:

2:00 PM
AUGUST 11, 2016
CITY OF SAN DIEGO
PUBLIC WORKS CONTRACTS
1010 SECOND AVENUE, 14th FLOOR, MS 614C
SAN DIEGO, CA 92101

ENGINEER OF WORK

The engineering Specifications and Special Provisions contained herein have been prepared by or under the direction of the following Registered Engineer:

8/2/2016
1) Registered Engineer — Date
Joanne S. Tyler

Seal:

8/02/2016
2) Registered Project Engineer — Date
Gertrud Sorenson

Seal:

A. CHANGES TO CONTRACT DOCUMENTS

The following changes to the Contract Documents are hereby made effective as though originally issued with the bid package. Bidders are reminded that all previous requirements to this solicitation remain in full force and effect.

B. BIDDER's QUESTIONS

Q1. What are the Fees associated with the transfer of the Permit as noted in this Section? (Sec 7-5 Permit Fees & Notices).

A1. DSD will determine the fee but Civic San Diego estimates a $60 transfer fee of the Permit for P1-P8 and Euclid Avenue for a total of $540.

Q2. What are the specific traffic control Permit requirements? To what department/ address within the City will the Plans be approved? (Sec 7-10.2.2.3 Traffic Control Plans).

A2. Refer to Whitebook Section 7-10.2.2 Traffic Control Plan (TCP). City of San Diego Field Engineering Division.

Q3. Please provide availability and location for procurement of the City approved manufacture fixture's list and specifications, required for this project. (Sec 209-6 Lighting shall be LED).

A3. The specifications for the poles and luminaires are on the details page of each plan set under the "Specification Section" starting at line item 7.

Q4. As no existing utilities are shown on the plans provided, will the City be providing existing utility plans? (Sec 306-1.6 Basis of Payment for Open Trench Installations (Item #9) "potholing as necessary).

A4. Existing utility plans will not be provided. The existing utility drawings archived with the City are old and illegible. The existing utilities that are shown should be considered approximate and actual location to be verified in the field. It is the responsibility of the contractor to use a utility mark-out company, such as Dig Alert noted on our plans, to mark-out the existing utilities in areas of construction and to pothole those locations. The preferred method of construction is to direction drill behind the curb where the only utilities of concern will be laterals to residential home (ie. sewer & water laterals). The contractor shall assume that each property parcel as shown on the plans has an underground service for each existing underground utility running to and servicing each lot.

Q5. How will the contractor be paid should the Engineers determination to drill become unattainable? What will determine the compensation provided to the Contractor for the effort / time spent for drilling unproductive holes i.e. per hour, per day? Will this reimbursement be provided via Field Order?

A5. For any attempt at Horizontal Directional Drilling that, in the opinion of the Engineer, is unsuccessful due to no fault of the contractor and where open trench installation ultimately is used, the Contractor shall be paid the footage of the attempt minus the costs of the conduit and conductors. It is understood and assumed by the Agency and the Contractor that often times HDD requires redirection and reattempt to accomplish a complete run and that any such redirection and reattempt is inherent in the work and is not subject to any additional payment under this section. The Contractor shall submit copies of paid invoices for the conduit and conductors used on this Project so the Engineer may determine the actual costs of the conduit and conductors per foot.

Q6. The payment method described appears to be impractical without knowing the location of existing utilities in the area(s) to be trenched, as the depths and running line may change in order to avoid existing utilities (where needed). Without this information it will prevent the Contractor from providing accurate pricing in this regard. Will the City be providing mapping of the existing utilities and approximated locations of same?

A6. Measurement of conduit and conductor for payment shall be the length of actual conduit and conductors placed for each full run to the nearest foot. All costs for providing and installing the conduit and conductors from the street light to the nearest pull box is included in the price of the street light and shall not be paid under this line item. Existing utility plans will not be provided.

Q7. What kind of soil are we to expect at the projects involved? Are there much cobbles and rock that would hinder our directional bore? If yes, at what locations? Has the city/agency performed Geotechnical Explorations such as cores that can define underground soils encountered?

A7. The specification establishes horizontal directional drilling as the primary and base bid method of installation. The contractor shall bid that line accordingly. Geotechnical Explorations will not be provided.

C. SUPPLEMENTARY SPECIAL PROVISIONS

1. To ATTACHMENT E, Supplementary Special Provisions, page 58, Section 307 – Street Lighting and Traffic Signal System, Sub-section 307-2, Payment, **ADD** the following:

   5. For any attempt at Horizontal Directional Drilling that, in the opinion of the Engineer, is unsuccessful due to no fault of the contractor and where open trench installation ultimately is used, the Contractor shall be paid the footage of the attempt minus the costs of the conduit and conductors. The Contractor shall submit copies of paid invoices for the conduit and conductors used on this Project to the Engineer.

James Nagelvoort, Director
Public Works Department

Dated: *August 3, 2016*
San Diego, California

JN/RB/ls

City of San Diego

CITY CONTACT: Rosa Riego - Contract Specialist, Email: RRiego@sandiego.gov
Phone No. (619) 533-3426, Fax No. (619) 533-3633

ADDENDUM "A"

e - Bidding **FOR**

CITY HEIGHTS PEDESTRIAN IMPROVEMENTS PROJECT (P1-P8 & EAST EUCLID AVE)

BID NO.: **K-17-6693-DBB-3**
SAP NO. (WBS/IO/CC): **S-15044**
CLIENT DEPARTMENT: **2117/2116**
COUNCIL DISTRICT: **9**
PROJECT TYPE: **IH / IJ / IK**

BID DUE DATE:

2:00 PM
AUGUST 11, 2016
CITY OF SAN DIEGO
PUBLIC WORKS CONTRACTS
1010 SECOND AVENUE, 14th FLOOR, MS 614C
SAN DIEGO, CA 92101

A. CHANGES TO CONTRACT DOCUMENTS

The following changes to the Contract Documents are hereby made effective as though originally issued with the bid package. Bidders are reminded that all previous requirements to this solicitation remain in full force and effect.

B. PLANS

1. **ADD** Drawings numbered **38980-1-D** through **38980-5-D** and **38980-T01-D** through **38980-T03-D** located on page 3 through 10 of this Addendum.

James Nagelvoort, Director
Public Works Department

Dated: *July 22, 2016*
San Diego, California

JN/RWB/Lad

IMPROVEMENT PLANS FOR:

EAST EUCLID AVENUE P.I.

GENERAL NOTES

1. APPROVAL OF THESE PLANS BY THE CITY ENGINEER DOES NOT AUTHORIZE ANY WORK TO BE PERFORMED UNTIL A PERMIT HAS BEEN ISSUED.

2. THE APPROVAL OF THIS PLAN OR ISSUANCE OF A PERMIT BY THE CITY OF SAN DIEGO DOES NOT AUTHORIZE THE SUBDIVIDER AND OWNER TO VIOLATE ANY FEDERAL, STATE OR CITY LAWS, ORDINANCES, REGULATIONS, OR POLICIES, INCLUDING, BUT NOT LIMITED TO, THE FEDERAL ENDANGERED SPECIES ACT OF 1973 AND AMENDMENTS THERETO (16 USC SECTION 1531 ET.SEQ.)

3. THE CONTRACTOR SHALL BE RESPONSIBLE FOR SURVEY MONUMENTS AND/OR VERTICAL CONTROL BENCHMARKS WHICH ARE DISTURBED OR DESTROYED BY CONSTRUCTION. A LAND SURVEYOR MUST FIELD LOCATE, REFERENCE, AND/OR PRESERVE ALL HISTORICAL OR CONTROLLING MONUMENTS PRIOR TO ANY EARTHWORK. IF DESTROYED, A LAND SURVEYOR SHALL REPLACE SUCH MONUMENTS WITH APPROPRIATE MONUMENTS. A CORNER RECORD OR RECORD OF SURVEY, AS APPROPRIATE, SHALL BE FILED AS REQUIRED BY THE PROFESSIONAL LAND SURVEYORS ACT, SECTION 8771 OF THE BUSINESS AND PROFESSIONS CODE OF THE STATE OF CALIFORNIA. IF ANY VERTICAL CONTROL IS TO BE DISTURBED OR DESTROYED, THE CITY OF SAN DIEGO FIELD SURVEY SECTION MUST BE NOTIFIED, IN WRITING, AT LEAST 3 DAYS PRIOR TO THE CONSTRUCTION. THE CONTRACTOR WILL BE RESPONSIBLE FOR THE COST OF REPLACING ANY VERTICAL CONTROL BENCHMARKS DESTROYED BY THE CONSTRUCTION.

4. IMPORTANT NOTICE: SECTION 4216 OF THE GOVERNMENT CODE REQUIRES A DIG ALERT IDENTIFICATION NUMBER BE ISSUED BEFORE A "PERMIT TO EXCAVATE" WILL BE VALID. FOR YOUR DIG ALERT I.D. NUMBER, CALL UNDERGROUND SERVICE ALERT, TOLL FREE 1-800-422-4133, TWO DAYS BEFORE YOU DIG.

5. CONTRACTOR SHALL IMPLEMENT AN EROSION AND SEDIMENT CONTROL PROGRAM DURING THE PROJECT GRADING AND/OR CONSTRUCTION ACTIVITIES. THE PROGRAM SHALL MEET ALL APPLICABLE REQUIREMENTS OF THE STATE WATER RESOURCE CONTROL BOARD AND THE CITY OF SAN DIEGO MUNICIPAL CODE AND STORM WATER STANDARDS MANUAL.

6. "PUBLIC IMPROVEMENT SUBJECT TO DESUETUDE OR DAMAGE." IF REPAIR OR REPLACEMENT OF SUCH PUBLIC IMPROVEMENTS IS REQUIRED, THE OWNER SHALL OBTAIN THE REQUIRED PERMITS FOR WORK IN THE PUBLIC RIGHT-OF-WAY, SATISFACTORY TO THE PERMIT- ISSUING AUTHORITY.

7. ALL EXISTING AND/OR PROPOSED PUBLIC UTILITY SYSTEM AND SERVICE FACILITIES SHALL BE INSTALLED UNDERGROUND IN ACCORDANCE WITH SECTION 144.0240 OF THE MUNICIPAL CODE.

8. PRIOR TO ANY DISTURBANCE TO THE SITE, EXCLUDING UTILITY MARK-OUTS AND SURVEYING, THE CONTRACTOR SHALL MAKE ARRANGEMENTS FOR A PRE-CONSTRUCTION MEETING WITH THE CITY OF SAN DIEGO FIELD ENGINEERING DIVISION (858) 627-3200.

9. DEVIATIONS FROM THESE SIGNED PLANS WILL NOT BE ALLOWED UNLESS A CONSTRUCTION CHANGE IS APPROVED BY THE CITY ENGINEER OR THE CHANGE IS REQUIRED BY THE CITY INSPECTOR.

10. AS-BUILT DRAWINGS MUST BE SUBMITTED TO THE RESIDENT ENGINEER PRIOR TO ACCEPTANCE OF THIS PROJECT BY THE CITY OF SAN DIEGO.

11. AN AS-GRADED GEOTECHNICAL REPORT AND A SET OF THE REDLINE GRADING PLANS SHALL BE SUBMITTED AT AREA 3 ON THE THIRD FLOOR OF DEVELOPMENT SERVICES WITHIN 30 CALENDAR DAYS OF THE COMPLETION OF GRADING. AN ADDITIONAL SET SHALL BE PROVIDED TO THE RESIDENT ENGINEER OF THE FIELD ENGINEERING DIVISION AT 9485 AERO DR.

12. THE AREA WHICH IS DEFINED AS A NON GRADING AREA AND WHICH IS NOT TO BE DISTURBED SHALL BE STAKED PRIOR TO START OF THE WORK. THE PERMIT APPLICANT AND ALL OF THEIR REPRESENTATIVES OR CONTRACTORS SHALL COMPLY WITH THE REQUIREMENTS FOR PROTECTION OF THIS AREA AS REQUIRED BY ANY APPLICABLE AGENCY. ISSUANCE OF THE CITY'S GRADING PERMIT SHALL NOT RELIEVE THE APPLICANT OR ANY OF THEIR REPRESENTATIVES OR CONTRACTORS FROM COMPLYING WITH ANY STATE OR FEDERAL REQUIREMENTS BY AGENCIES INCLUDING BUT NOT LIMITED TO CALIFORNIA REGIONAL WATER QUALITY CONTROL BOARD, CALIFORNIA DEPARTMENT OF FISH AND GAME. COMPLIANCE MAY INCLUDE OBTAINING PERMITS, OTHER AUTHORIZATIONS, OR COMPLIANCE WITH MANDATES BY ANY APPLICABLE STATE OR FEDERAL AGENCY.

13. CONTRACTOR SHALL REMOVE AND REPLACE ALL UTILITY BOXES SERVING AS HANDHOLES THAT ARE NOT IN "AS-NEW" CONDITION IN PROPOSED SIDEWALK. DAMAGED BOXES, OR THOSE THAT ARE NOT IN COMPLIANCE WITH CURRENT CODE SHALL BE REMOVED AND REPLACED WITH NEW BOXES, INCLUDING WATER, SEWER, TRAFFIC SIGNALS, STREET LIGHTS, DRY UTILITIES-SDG&E, COX, ETC. ALL NEW METAL LIDS SHALL BE SLIP RESISTANT (FRICTION FACTOR >/= 0.50) AND INSTALLED FLUSH WITH PROPOSED SIDEWALK GRADE. IF A SLIP RESISTANT METAL LID IS NOT COMMERCIALLY AVAILABLE FOR THAT USE, NEW BOXES AND LIDS SHALL BE INSTALLED.

14. WHERE REQUIRED BY THE CITY RESIDENT ENGINEER, ADDITIONAL AC OVERLAY WILL BE REQUIRED TO JOIN & MATCH INTO EXISTING PAVEMENT IN ORDER TO OBTAIN A SMOOTH TRANSITION

ENGINEER'S NOTES

1. THESE PLANS WERE PLAN CHECKED BY THE CITY ENGINEERING DEPARTMENT FOR CONSISTENCY WITH CITY DESIGN STANDARDS AND POLICIES, AND SIGNED BY THE CITY ENGINEER. CHANGES REQUIRED BY THE CITY INSPECTOR CANNOT BE ANTICIPATED AT THE TIME OF PLAN APPROVAL.

PRIVATE NOTE

ALL ONSITE, PRIVATE IMPROVEMENTS SHOWN ON THIS DRAWING ARE FOR INFORMATION ONLY. THE CITY ENGINEER'S APPROVAL OF THIS DRAWING, IN NO WAY CONSTITUTES AN APPROVAL OF SAID PRIVATE IMPROVEMENTS. A SEPARATE PERMIT FOR SUCH IMPROVEMENTS MAY BE REQUIRED.

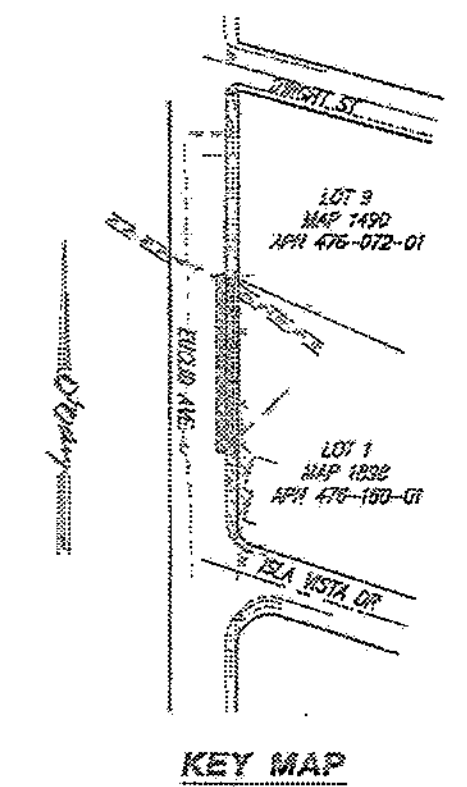

KEY MAP

1"=100'

STREET NAME	STATION LIMITS	AS-BUILT PAVEMENT STRUCTURAL SECTION		
		AC (IN.)	CTB (IN.)	PCC (IN.)

NOTE:
STREET SUBGRADE SOIL SAMPLES ARE TO BE TAKEN FOR "R" VALUE ANALYSIS BY A PRIVATE GEOTECHNICAL ENGINEERING FIRM AND UNDER THE DIRECTION OF THE RESIDENT ENGINEER. THESE ANALYSIS ARE TO BE PERFORMED BY A CERTIFIED PRIVATE GEOTECHNICAL FIRM TO DETERMINE THE PAVEMENT SECTION(S) DURING CONSTRUCTION. A PAVEMENT SECTION LETTER WILL BE ISSUED BY THE CITY.

Street Excavation Table							
Street Name	Street Classification (Arterial, Major Collector, Residential)	Utility Type (Wet or Dry)	Lateral or Main	Street Service Age (YRS)	Influence Area width (ft) Per MC 62.1206	Trench Width (ft)	Trench Length (ft)
Ex. Euclid Street	2 Lane Collector	N/A	N/A	-	-	0	0

DECLARATION OF RESPONSIBLE CHARGE

I HEREBY DECLARE THAT I AM THE ENGINEER OF WORK FOR THIS PROJECT, THAT I HAVE EXERCISED RESPONSIBLE CHARGE OVER THE DESIGN OF THE PROJECT AS DEFINED IN SECTION 6703 OF THE BUSINESS AND PROFESSIONS CODE, AND THAT THE DESIGN IS CONSISTENT WITH CURRENT STANDARDS.

I UNDERSTAND THAT THE CHECK OF PROJECT DRAWINGS AND SPECIFICATIONS BY THE CITY OF SAN DIEGO IS CONFINED TO A REVIEW ONLY AND DOES NOT RELIEVE ME, AS ENGINEER OF WORK, OF MY RESPONSIBILITIES FOR PROJECT DESIGN.

JOANNE S. TYLER R.C.E. NO. 58286 EXP. 6-30-17 DATE 11/3/2015

REGISTERED PROFESSIONAL ENGINEER JOANNE S. TYLER No. 58286 CIVIL STATE OF CALIFORNIA

OWNER/APPLICANT

CITY OF SAN DIEGO SUCCESSOR AGENCY
ATTN: GRETCHEN SORENSON
401 B STREET, STE 400
SAN DIEGO, CA 92101
(619) 533-7113

REFERENCE DRAWINGS

MAP 1898
MAP 1450
PM 19575
CR 11975
PS 342
IMPROVEMENT PLAN DWG 8064-L
IMPROVEMENT PLAN DWG 35123-1-D THRU 35123-5-D

BENCHMARK

CITY DATUM PER NAVD 88, AS PUBLISHED IN SAN DIEGO VERTICAL CONTROL. BRASS PLUG IN TOP OF CURB, NW CORNER, EUCLID & DWIGHT, ELEVATION = 338.901 M.S.L.

SITE ADDRESS

EAST SIDE OF EUCLID AVENUE BETWEEN DWIGHT STREET AND ISLA VISTA DRIVE.

ASSESSORS PARCEL NUMBERS

ADJACENT TO: 476-072-01 & 476-160-01

SHEET INDEX

TITLE SHEET.......SHEET 1-D
DETAILS, NOTES & SECTIONS.......SHEET 2-D
GUARDRAIL DETAILS.......SHEET 3-D
IMPROVEMENT PLAN & PROFILE.......SHEET 4-D
EROSION CONTROL PLAN.......SHEET 5-D
TRAFFIC CONTROL PLAN.......SHEET T01-D THRU T03-D

TOPOGRAPHY

TOPOGRAPHY IS BASED ON FIELD TOPOGRAPHIC SURVEY PERFORMED BY O'DAY CONSULTANTS ON AUGUST 15, 2014 AND OCTOBER 18, 2014 AND RECORD DRAWINGS.

STORM WATER PROTECTION NOTES

1. THIS PROJECT IS SUBJECT TO MUNICIPAL STORM WATER PERMIT ORDER NO.________; AND RISK LEVEL/TYPE: CHECK ONE BELOW

☒ WPCP
☐ CGP RISK LEVEL 1 ☐ CGP LUP TYPE 1
☐ CGP RISK LEVEL 2 ☐ CGP LUP TYPE 2
☐ CGP RISK LEVEL 3 ☐ CGP LUP TYPE 3

2. CHECK ONE

☐ THIS PROJECT WILL EXCEED THE MAXIMUM DISTURBED AREA LIMIT, THEREFORE A WEATHER TRIGGERED ACTION PLAN (WTAP) IS REQUIRED.
☐ THIS PROJECT WILL FOLLOW PHASED GRADING NOT TO EXCEED FIVE (5) ACRES PER PHASE.
☒ NOT APPLICABLE

3. THE CONTRACTOR SHALL COMPLY WITH THE REQUIREMENTS OF THE WPCP OR SWPPP AS APPLICABLE.

CAUTION !!
CONTRACTOR TO VERIFY THE EXACT LOCATION OF EXISTING UTILITIES IN THE FIELD PRIOR TO CONSTRUCTION!

NOTE !!
ELECTRONIC DATA FILES ARE FOR REFERENCE ONLY AND ARE NOT TO BE USED FOR HORIZONTAL OR VERTICAL SURVEY CONTROL.

FOR BIDDING PURPOSES ONLY NO PERMIT ISSUED

WORK TO BE DONE

THE IMPROVEMENTS CONSIST OF THE FOLLOWING WORK TO BE DONE ACCORDING TO THESE PLANS AND THE SPECIFICATIONS AND STANDARD DRAWINGS OF THE CITY OF SAN DIEGO.

STANDARD SPECIFICATIONS:

DOCUMENT NO.	DESCRIPTION
PITS070112-01	STANDARD SPECIFICATIONS FOR PUBLIC WORKS CONSTRUCTION (GREENBOOK), 2012 EDITION
PITS070112-02	CITY OF SAN DIEGO STANDARD SPECIFICATIONS FOR PUBLICWORKS CONSTRUCTION (WHITEBOOK), 2012 EDITION
PITS070112-04	CALIFORNIA DEPARTMENT OF TRANSPORTATION MANUAL OF UNIFORM TRAFFIC CONTROL DEVICES, 2012 EDITION
PITS070112-05	CALIFORNIA DEPARTMENT OF TRANSPORTATION U.S CUSTOMARY STANDARD SPECIFICATIONS, 2010 EDITION

STANDARD DRAWINGS:

DOCUMENT NO.	DESCRIPTION
PITS070112-03	CITY OF SAN DIEGO STANDARD DRAWINGS FOR PUBLIC WORKS CONSTRUCTION, 2012 EDITION
PITS070112-05	CALIFORNIA DEPARTMENT OF TRANSPORTATION U.S CUSTOMARY STANDARD PLANS, 2010 EDITION

LEGEND

PROPOSED IMPROVEMENTS

IMPROVEMENT	STANDARD DWGS.	SYMBOL
CURB & GUTTER	SDG-151	
SIDEWALK	SDG-155; SDG-156; SDG-109	
SCHEDULE "J" PAVING	SDG-107; SDG-113	
GUARDRAIL	CALTRANS A77L2, A77F1, SDM-130	
IRON FENCE	DETAIL SHEET 2	

EXISTING IMPROVEMENTS

ITEM	SYMBOL
FOUND SURVEY MONUMENT AS NOTED ON PLAN	
EXIST. CONTOUR	
EXIST. STORM DRAIN	
EXIST. INLET	
EXIST. METAL GUARD RAIL	
EXIST. RIGHT OF WAY	
EXIST. CHAINLINK FENCE	

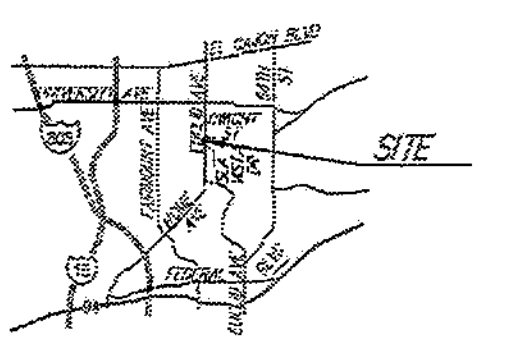

VICINITY MAP

NO SCALE

ENGINEERING PERMIT NO. 15 32955
DISCRETIONARY PERMIT NO.________
CONSTRUCTION SITE STORM WATER PRIORITY: LOW
CITY CONTRACT

O'DAY CONSULTANTS
Civil Engineering, Planning, Processing, Surveying

DESIGNED BY: J.T. DATE: JULY 2015
DRAWN BY: J.S. SCALE: AS SHOWN
PROJECT MGR.: J.T. JOB NO.: 101281-04
ENGINEER OF WORK: JOANNE S. TYLER RCE 58286 DATE 11/3/2015

TITLE SHEET FOR:
EAST EUCLID AVENUE P.I.
EAST SIDE OF EUCLID AVENUE BETWEEN DWIGHT STREET AND ISLA VISTA DRIVE

CITY OF SAN DIEGO, CALIFORNIA
DEVELOPMENT SERVICES DEPARTMENT
SHEET 1 OF 5 SHEETS

FOR CITY ENGINEER DATE 11/10/15

DESCRIPTION	BY	APPROVED	DATE	FILMED
ORIGINAL	O'DAY			
AS-BUILTS				

I.O. NO. 24005722
PROJECT NO. 393755
V.T.M. NONE
1850-6301 NAD83 COORDINATES
210-1741 LAMBERT COORDINATES

CONTRACTOR ________ DATE STARTED ________
INSPECTOR ________ DATE COMPLETED ________

38980-1-D

STREET DATA TABLE

STREET NAME	CLASSIFICATION	SPEED (MPH)	ADT (VEHICLES)	R/W (FT)
EUCLID AVENUE (DWIGHT TO ISLA VISTA)	2 LANE COLLECTOR	35	12,193	VARIES 58.5±-50.5±

CONSTRUCTION CHANGE TABLE

CHANGE	DATE	EFFECTED OR ADDED SHEET NUMBERS	APPROVAL NO.	PROJECT NO.

0 1/2 1
IF THIS BAR DOES NOT MEASURE 1" THEN DRAWING IS NOT TO SCALE.

CITY OF SAN DIEGO
DEVELOPMENT SERVICES DEPARTMENT

EROSION AND SEDIMENT CONTROL NOTES

TEMPORARY EROSION/SEDIMENT CONTROL, PRIOR TO COMPLETION OF FINAL IMPROVEMENTS, SHALL BE PERFORMED BY THE CONTRACTOR OR QUALIFIED PERSON AS INDICATED BELOW:

1. ALL REQUIREMENTS OF THE CITY OF SAN DIEGO "LAND DEVELOPMENT MANUAL, STORM WATER STANDARDS" MUST BE INCORPORATED INTO THE DESIGN AND CONSTRUCTION OF THE PROPOSED GRADING/IMPROVEMENTS CONSISTENT WITH THE APPROVED STORM WATER POLLUTION PREVENTION PLAN (SWPPP), WATER QUALITY TECHNICAL REPORT (WQTR), AND/OR WATER POLLUTION CONTROL PLAN (WPCP).

2. FOR STORM DRAIN INLETS, PROVIDE A GRAVEL BAG SILT BASIN IMMEDIATELY UPSTREAM OF INLET AS INDICATED ON DETAILS.

3. FOR INLETS LOCATED AT SUMPS ADJACENT TO TOP OF SLOPES, THE CONTRACTOR SHALL ENSURE THAT WATER DRAINING TO THE SUMP IS DIRECTED INTO THE INLET AND THAT A MINIMUM OF 1.0' FREEBOARD EXISTS AND IS MAINTAINED ABOVE THE TOP OF THE INLET. IF FREEBOARD IS NOT PROVIDED BY GRADING SHOWN ON THESE PLANS, THE CONTRACTOR SHALL PROVIDE IT VIA TEMPORARY MEASURES, I.E. GRAVEL BAGS OR DIKES.

4. THE CONTRACTOR OR QUALIFIED PERSON SHALL BE RESPONSIBLE FOR CLEANUP OF SILT AND MUD ON ADJACENT STREET(S) AND STORM DRAIN SYSTEM DUE TO CONSTRUCTION ACTIVITY.

5. THE CONTRACTOR OR QUALIFIED PERSON SHALL CHECK AND MAINTAIN ALL LINED AND UNLINED DITCHES AFTER EACH RAINFALL.

6. THE CONTRACTOR SHALL REMOVE SILT AND DEBRIS AFTER EACH MAJOR RAINFALL.

7. EQUIPMENT AND WORKERS FOR EMERGENCY WORK SHALL BE MADE AVAILABLE AT ALL TIMES DURING THE RAINY SEASON. ALL NECESSARY MATERIALS SHALL BE STOCKPILED ON SITE AT CONVENIENT LOCATIONS TO FACILITATE RAPID CONSTRUCTION OF TEMPORARY DEVICES WHEN RAIN IS IMMINENT.

8. THE CONTRACTOR SHALL RESTORE ALL EROSION/SEDIMENT CONTROL DEVICES TO WORKING ORDER TO THE SATISFACTION OF THE CITY ENGINEER OR RESIDENT ENGINEER AFTER EACH RUN-OFF PRODUCING RAINFALL.

9. THE CONTRACTOR SHALL INSTALL ADDITIONAL EROSION/SEDIMENT CONTROL MEASURES AS MAY BE REQUIRED BY THE RESIDENT ENGINEER DUE TO UNCOMPLETED GRADING OPERATIONS OR UNFORESEEN CIRCUMSTANCES, WHICH MAY ARISE.

10. THE CONTRACTOR SHALL BE RESPONSIBLE AND SHALL TAKE NECESSARY PRECAUTIONS TO PREVENT PUBLIC TRESPASS ONTO AREAS WHERE IMPOUNDED WATERS CREATE A HAZARDOUS CONDITION.

11. ALL EROSION/SEDIMENT CONTROL MEASURES PROVIDED PER THE APPROVED GRADING PLAN SHALL BE INCORPORATED HEREON. ALL EROSION/SEDIMENT CONTROL FOR INTERIM CONDITIONS SHALL BE DONE TO THE SATISFACTION OF THE RESIDENT ENGINEER.

12. GRADED AREAS AROUND THE PROJECT PERIMETER MUST DRAIN AWAY FROM THE FACE OF THE SLOPE AT THE CONCLUSION OF EACH WORKING DAY.

13. ALL REMOVABLE PROTECTIVE DEVICES SHOWN SHALL BE IN PLACE AT THE END OF EACH WORKING DAY WHEN RAIN IS IMMINENT.

14. THE CONTRACTOR SHALL ONLY GRADE, INCLUDING CLEARING AND GRUBBING FOR THE AREAS FOR WHICH THE CONTRACTOR OR QUALIFIED PERSON CAN PROVIDE EROSION/SEDIMENT CONTROL MEASURES.

15. THE CONTRACTOR SHALL ARRANGE FOR WEEKLY MEETINGS DURING OCTOBER 1ST TO APRIL 30TH FOR PROJECT TEAM (GENERAL CONTRACTOR, QUALIFIED PERSON, EROSION CONTROL SUBCONTRACTOR IF ANY, ENGINEER OF WORK, OWNER/DEVELOPER AND THE RESIDENT ENGINEER) TO EVALUATE THE ADEQUACY OF THE EROSION/SEDIMENT CONTROL MEASURES AND OTHER RELATED CONSTRUCTION ACTIVITIES.

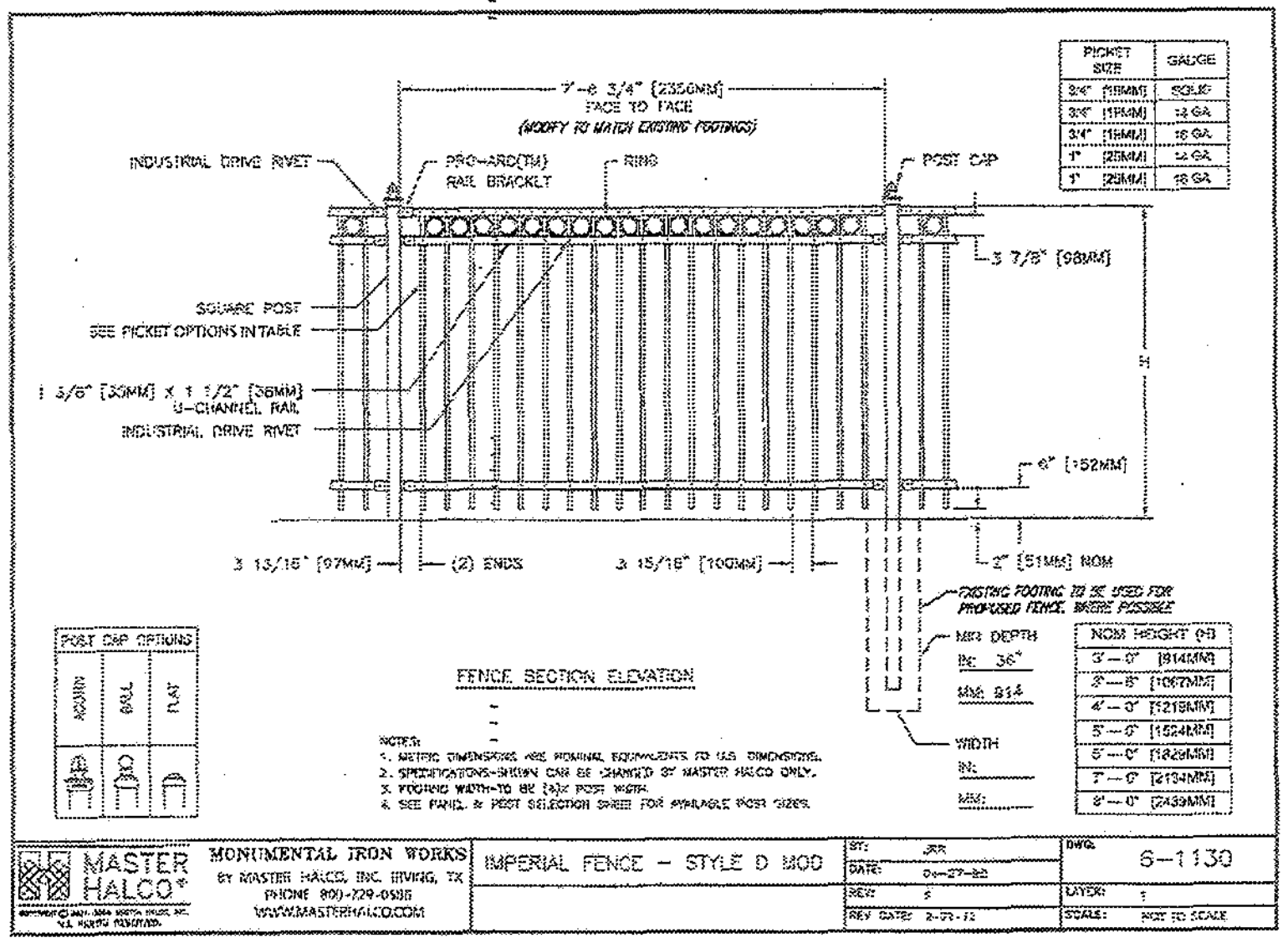

IRON FENCE DETAIL
NOT TO SCALE

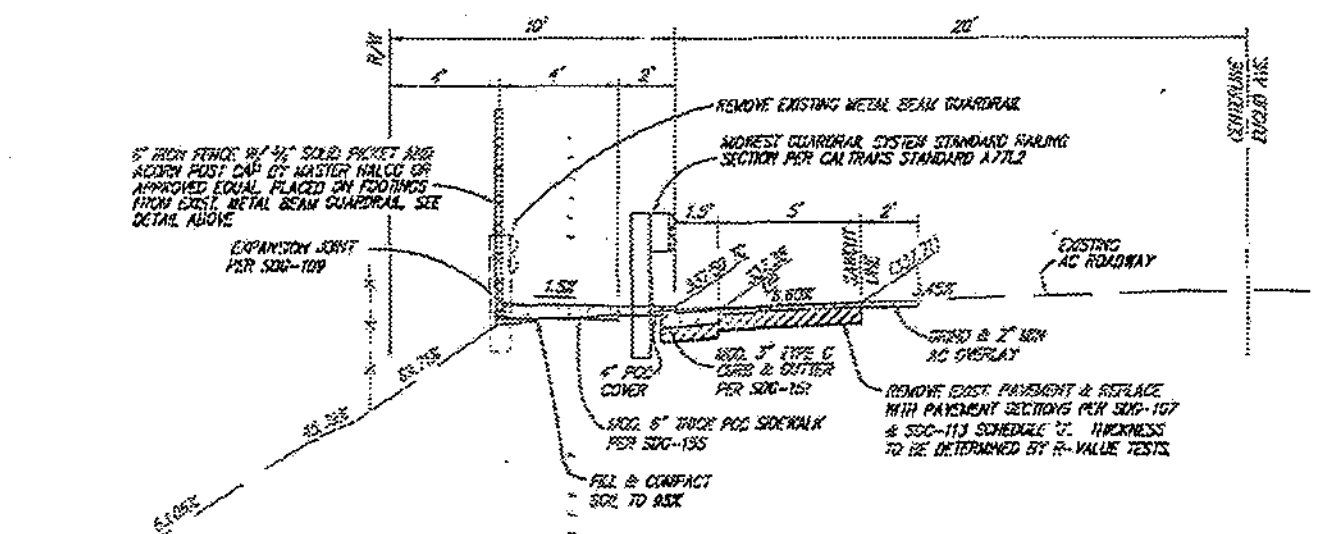

SECTION A-A
SCALE: 1" = 4'

FOR BIDDING PURPOSES ONLY NO PERMIT ISSUED

CITY CONTRACT

DETAILS, NOTES & SECTIONS FOR:

EAST EUCLID AVENUE P.I.

EAST SIDE OF EUCLID AVENUE
BETWEEN DWIGHT STREET AND ISLA VISTA DRIVE

CITY OF SAN DIEGO, CALIFORNIA
DEVELOPMENT SERVICES DEPARTMENT
SHEET 2 OF 5 SHEETS

O'DAY CONSULTANTS

DESIGNED BY: J.T. DATE: JULY 2015
DRAWN BY: J.S. SCALE: AS SHOWN
PROJECT MGR.: J.T. JOB NO.: 101291-04

ENGINEER OF WORK:
JOANNE S. TYLER RCE 58286

DESCRIPTION	BY	APPROVED	DATE	FILMED
ORIGINAL	ODAY			
AS-BUILTS				

CONTRACTOR .... DATE STARTED ....
INSPECTOR .... DATE COMPLETED ....

38980-2-D

©2015 O'Day Consultants, Inc.

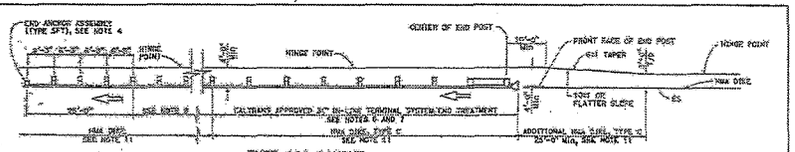

TYPE 11A LAYOUT

(Embankment MGS installation with 31" in-line end treatment at traffic approach end or railing) see Note 5



TYPE 11B LAYOUT

(Embankment MGS installation with 31" flared end treatment at traffic approach end or railing) see Note 5

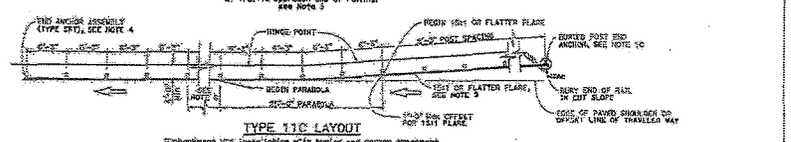

TYPE 11C LAYOUT

(Embankment MGS installation with barrier and anchor treatment at traffic approach end or railing) see Notes 5 and 11

NOTES:

1. Line posts, blocks and hardware to be used are shown on Revised Standard Plans RSP A77L1, RSP A77L2, RSP A77M1, RSP A77M2 and RSP A77N1.
2. MGS post spacing to be 6'-0" center to center, except as otherwise noted.
3. Except as noted, line posts are 6" x 8" x 6'-6" wood with 8" x 12" x 1'-0" wood blocks. NP 6 6.5 or NP 6 8 steel posts, 6'-6" in length, with 6" x 12" x 1'-0" notched wood blocks or recycled plastic blocks may be used for 6" x 8" x 6'-0" wood post with 6" x 12" x 1'-0" wood blocks where applicable and when specified.
4. For end anchor assembly (Type SFT) details, see Revised Standard Plan RSP A77N1.
5. Layout Types 11A, 11B or 11C are typically used where MGS is recommended to shield embankment slopes and a crashworthy end treatment is required for only one direction of traffic.
6. 31" in-line terminal system and treatments are used where site conditions will not accommodate a flared end treatment.
7. The Type-30 31" terminal system and treatments to be used will be shown on the Project Plans.
8. Transitions at site conditions (embankment height and side slope) construction or additional MGS (length equal to multiples of 12'-6" with 6'-3" post spacing) may be necessary.
9. The 10:1 or flatter flare used with buried end anchors is based on the edge of the paved shoulder or ortho line or edge of the traveled way. The length of MGS within the 10:1 or flatter flare is based on site conditions and should be a length equal to multiples of 12'-6".
10. For details of the buried post and anchor used with Type 11C layout, see Revised Standard Plan RSP A77T2.
11. Where placement of dike is required with MGS installations, see Revised Standard Plan RSP A77N1 for dike positioning details.



TYPICAL PARABOLIC LAYOUT

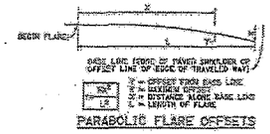

PARABOLIC FLARE OFFSETS

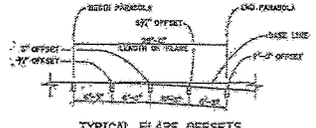

TYPICAL FLARE OFFSETS FOR 1 FOOT MAX END OFFSET

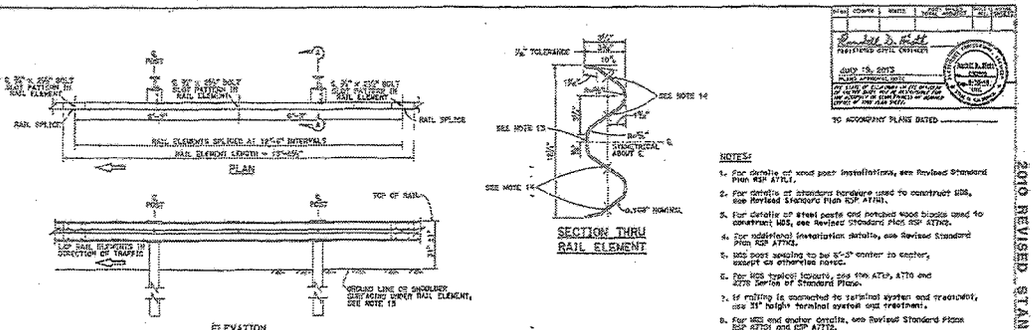

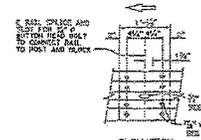

ELEVATION

RAIL ELEMENT SPLICE DETAIL

a) Connect the over lapped end of the rail elements with (8) 5/8" x 1'-9" button head bolt shoulder splice bolts inserted into the 13/16" x 1 3/4" slots and bolted together with 5/8" ø recessed hex nuts. Recess of nut hex points toward rail element. A total of 8 bolts and nuts are to be used at each rail splice connection.

b) The ends of the rail elements are to be overlapped in the direction of traffic (see details).

c) Where one (1) is to be attached to the end of a rail element, a total of 4 of the above described splice bolts and nuts are to be used.

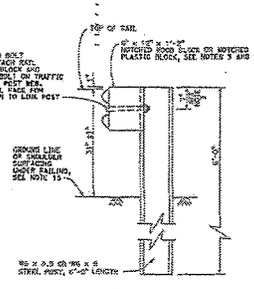

SECTION A-A

TYPICAL STEEL LINE POST INSTALLATION

See Note 4

NOTES:

1. For details of wood post installations, see Revised Standard Plan RSP A77L1.
2. For details of standard hardware used to construct MGS, see Revised Standard Plan RSP A77M1.
3. For details of steel posts and notched wood blocks used to construct MGS, see Revised Standard Plan RSP A77M2.
4. For additional installation details, see Revised Standard Plan RSP A77M2.
5. MGS post spacing to be 6'-0" center to center, except as otherwise noted.
6. For MGS typical layouts, see the A76, A77G and A77H Series of Standard Plans.
7. If railing is connected to terminal system and treatment, use 31" height terminal system end treatment.
8. For MGS end anchor details, see Revised Standard Plans RSP A77G1 and RSP A77T2.
9. For details of MGS transition to bridge railing, see Revised Standard Plan RSP A77G1.
10. For additional details of MGS connection to bridge railing, see Revised Standard Plans RSP A77G1, RSP A77G2 and RSP A77Y1.
11. For dike positioning and MGS delineation details, see Revised Standard Plan RSP A77N1.
12. Notched face of block faces street post.
13. Slotted hole for bolted connection of rail element to block and post. See "Section Thru Rail Element".
14. Slotted holes for splice bolts to overlap ends of rail element. See "Section Thru Rail Element".
15. Install posts in soil.

TO ACCOMPANY PLANS DATED _____

STATE OF CALIFORNIA
DEPARTMENT OF TRANSPORTATION

MIDWEST GUARDRAIL SYSTEM
STANDARD RAILING SECTION
(STEEL POST WITH NOTCHED WOOD OR NOTCHED RECYCLED PLASTIC BLOCK)

NO SCALE

RSP A77L2 DATED JULY 19, 2013 SUPPLEMENTS THE STANDARD PLANS BOOK DATED 2010.

REVISED STANDARD PLAN RSP A77L2

2010 REVISED STANDARD PLAN RSP A77L2

TO ACCOMPANY PLANS DATED _____

STATE OF CALIFORNIA
DEPARTMENT OF TRANSPORTATION

MIDWEST GUARDRAIL SYSTEM
TYPICAL LAYOUTS FOR EMBANKMENTS

NO SCALE

RSP A77P1 DATED NOVEMBER 19, 2010 SUPERSEDES RSP A77P1 DATED JULY 19, 2013 THAT SUPPLEMENTS THE STANDARD PLANS BOOK DATED 2010.

REVISED STANDARD PLAN RSP A77P1

2010 REVISED STANDARD PLAN RSP A77P1

©2015 O'Day Consultants, Inc.

FOR BIDDING PURPOSES ONLY
NO PERMIT ISSUED

CITY CONTRACT

GUARDRAIL DETAILS FOR:

EAST EUCLID AVENUE P.I.

EAST SIDE OF EUCLID AVENUE BETWEEN DWIGHT STREET AND ISLA VISTA DRIVE

CITY OF SAN DIEGO, CALIFORNIA
DEVELOPMENT SERVICES DEPARTMENT
SHEET 8 OF 8 SHEETS

I.O. NO. 2400522
PROJECT NO. 360218

FOR CITY ENGINEER _____ DATE 11/10/15

V.T.M. NONE

DESCRIPTION	BY	APPROVED	DATE	PLANS
ORIGINAL	ODAY			
AS-BUILTS				

1850-5301
WORLD COORDINATES

210-1741
LAMBERT COORDINATES

CONTRACTOR _____ DATE STARTED _____
INSPECTOR _____ DATE COMPLETED _____

38980-3-D

O'Day CONSULTANTS
2710 Loker Avenue West, Suite 100
Carlsbad, California 92010
760-931-9700
Fax 760-931-9410
ODayConsultants.com
Civil Engineering
Planning
Project Management
Surveying

DESIGNED BY: AT DATE: MAY 2015
DRAWN BY: JR SCALE: AS SHOWN
PROJECT MGR: JT JOB NO.: 12120-04

ENGINEER OF WORK:
JOANNE S. TYLER, RCE 58286 DATE: 9/9/15

REGISTERED PROFESSIONAL ENGINEER JOANNE S. TYLER No. 58286 CIVIL STATE OF CALIFORNIA

© COPYRIGHT 2015 — O'DAY, Inc. P:\Projects\12120-04\Plan Sheets\Guardrail.dwg Nov 05, 2015 at 8:54am Ryan TYLER

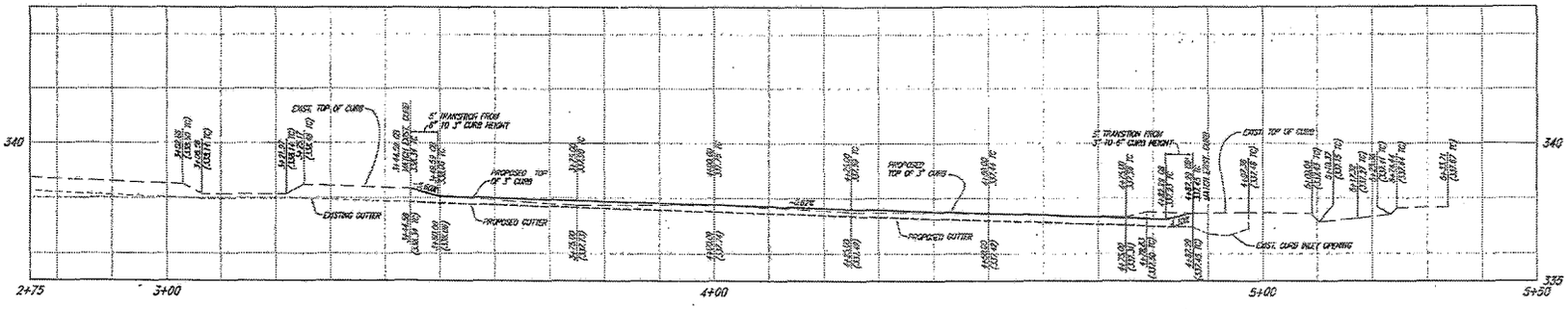

PROFILE – EUCLID AVE.
SCALE: HORIZ ~ 1" = 10'
VERT ~ 1" = 2'

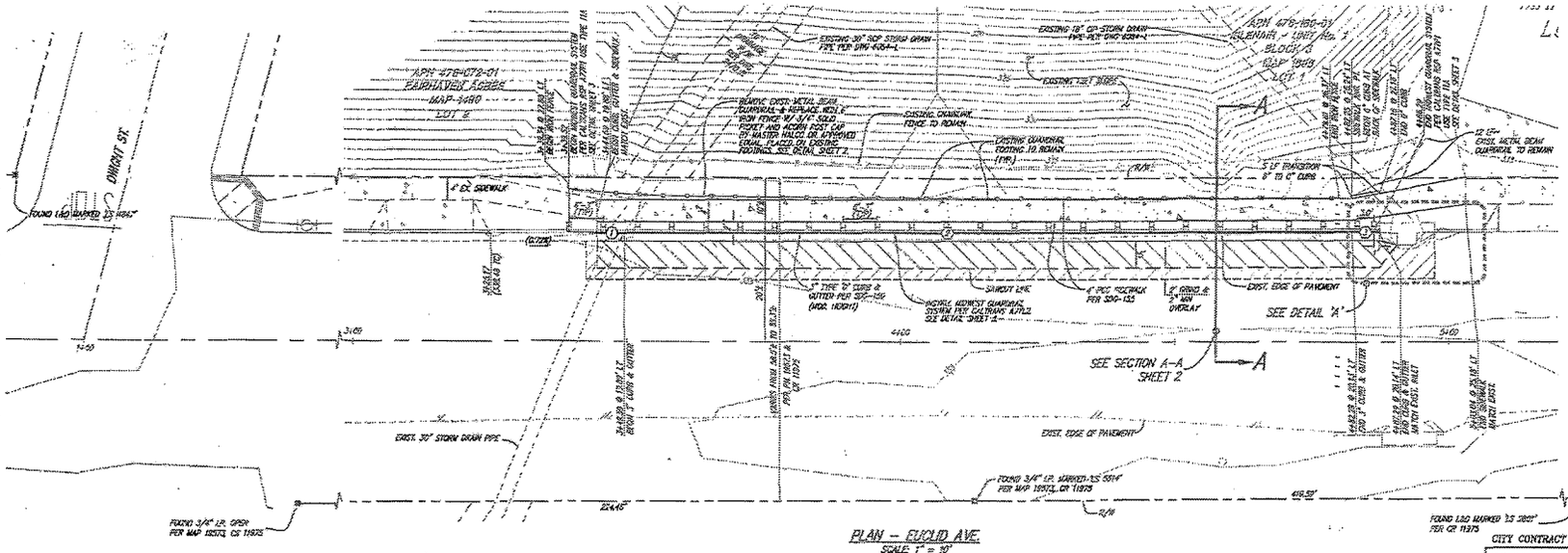

PLAN – EUCLID AVE.
SCALE: 1" = 10'

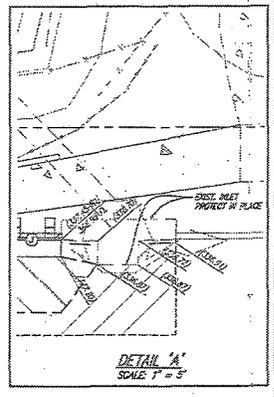

DETAIL 'A'
SCALE: 1" = 5'

FOR BIDDING PURPOSES ONLY
NO PERMIT ISSUED

CITY CONTRACT

SCALE: 1" = 10'

CAUTION !!
CONTRACTOR TO VERIFY THE EXACT LOCATION OF EXISTING UTILITIES IN THE FIELD PRIOR TO CONSTRUCTION!

NOTE !!
ELECTRONIC DATA FILES ARE FOR REFERENCE ONLY AND ARE NOT TO BE USED FOR HORIZONTAL OR VERTICAL SURVEY CONTROL

©2015 O'Day Consultants, Inc.

CURB DATA

NO	DELTA/BEARING	RADIUS	LENGTH	REMARKS
1	N 00°17'45" W		5.00'	6" TO 3" TRANSITION
2	N 00°17'45" W		132.70'	3" CURB
3	N 00°17'45" W		4.00'	3" TO 6" TRANSITION

NOTE
INFORMATION BASED ON RECORD DRAWINGS AND A FIELD SURVEY BY O'DAY CONSULTANTS ON AUGUST 18, 2014.

REGISTERED PROFESSIONAL ENGINEER JEANNE S. TYLER No. 59284 CIVIL STATE OF CALIFORNIA

O'Day CONSULTANTS
2710 Loker Avenue West, Suite 100, Carlsbad, California 92010, 760-931-7700, Fax 760-931-8567, CDayConsultants.com
Civil Engineering, Planning, Landscaping, Surveying

DESIGNED BY: J.T. DATE: JULY 2015
DRAWN BY: J.S. SCALE: 1" = 10'
PROJECT MGR.: J.T. JOB NO.: 101281-04
ENGINEER OF WORK: JEANNE S. TYLER DATE: 11/9/2015 REG: 59284

IMPROVEMENT PLAN AND PROFILE FOR:
EAST EUCLID AVENUE P.I.
EAST SIDE OF EUCLID AVENUE
BETWEEN DWIGHT STREET AND ISLA VISTA DRIVE

CITY OF SAN DIEGO, CALIFORNIA
DEVELOPMENT SERVICES DEPARTMENT
SHEET 4 OF 8 SHEETS

FOR CITY ENGINEER 11/10/15 DATE

DESCRIPTION	BY	APPROVED	DATE	REVISED
ORIGINAL	O'DAY			
AS-BUILTS				

CONTRACTOR ..... DATE STARTED .....
INSPECTOR ..... DATE COMPLETED .....

I.C. NO. 24505922
PROJECT NO. 59371
VTM NONE

NAD83 COORDINATES
LAMBERT COORDINATES

38980-4-D

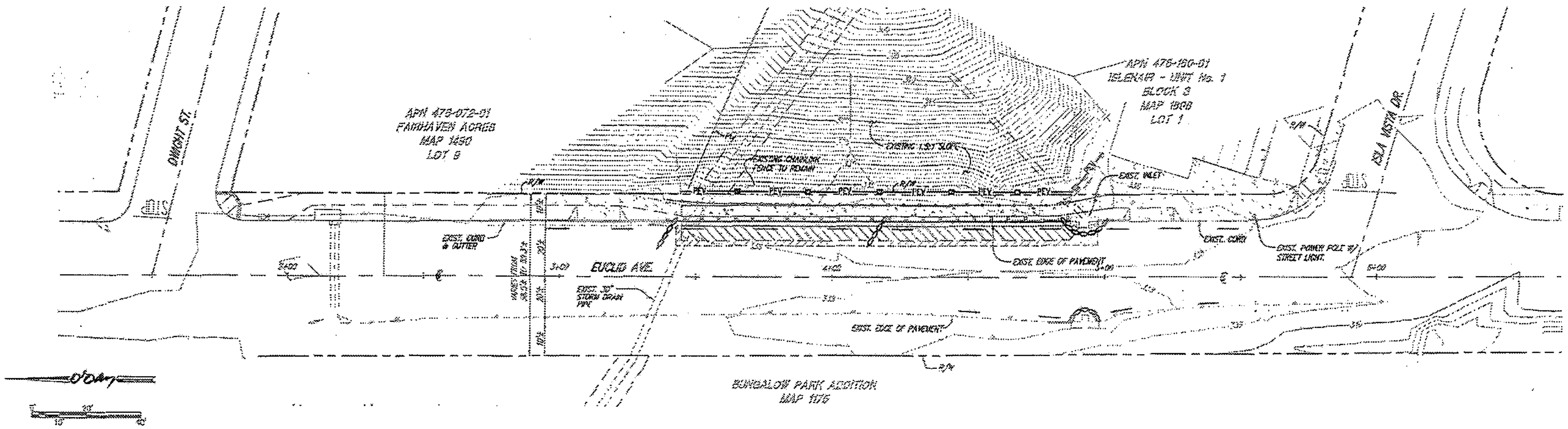

PLAN – EUCLID AVE

SCALE: 1" = 20'

LEGEND

DESCRIPTION	STANDARD	SYMBOL
PRESERVATION OF EXISTING VEGETATION W/ SILT FENCE	SS-2 SC-1	
GRAVEL BAG BERM	SC-6	
STORM DRAIN INLET PROTECTION	SC-10	
DIRECTION OF DRAINAGE		

NOTE:
SEE SHEET 2 FOR EROSION CONTROL AND SEDIMENT CONTROL NOTES.

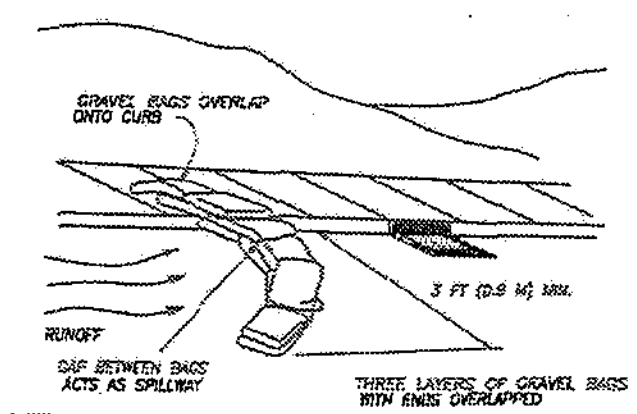

NOTE:
DISTANCE BETWEEN CHECK DAMS SHALL BE AS FOLLOWS:

GRADE OF STREET	INTERVALS	NO. OF BAGS HIGH
LESS THAN 2%	AS REQUIRED, 200' MAX	1
2% TO 4%	100 FEET	1
4% TO 6%	50 FEET	1
6% TO 10%	50 FEET	2
MORE THAN 10%	25 FEET	2

NOTE: THIS METHOD MAY ONLY BE USED WHEN IT DOES NOT ADVERSELY AFFECT PEDESTRIAN OR VEHICULAR TRAFFIC

DETAIL – GRAVEL BAG BERM SC-6
NOT TO SCALE

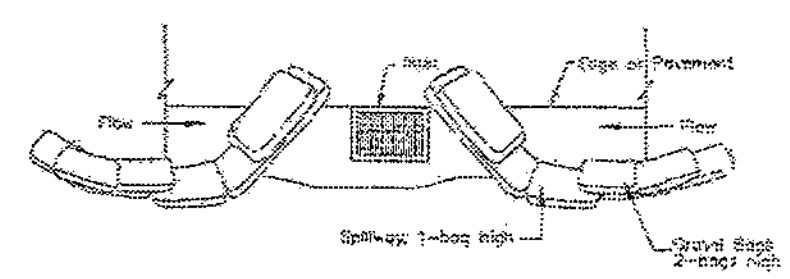

TYPICAL PROTECTION FOR INLET WITH OPPOSING FLOW DIRECTIONS

NOTES:
1. Intended for short-term use
2. Use to inhibit non-storm water flow.
3. Allow for proper maintenance and cleanup.
4. Bags must be removed after adjacent operation is completed
5. Not applicable in areas with high silts and clays without filter fabric.

DETAIL – STORM DRAIN INLET PROTECTION SC-10
DI PROTECTION TYPE 3 – GRAVEL BAG
NOT TO SCALE

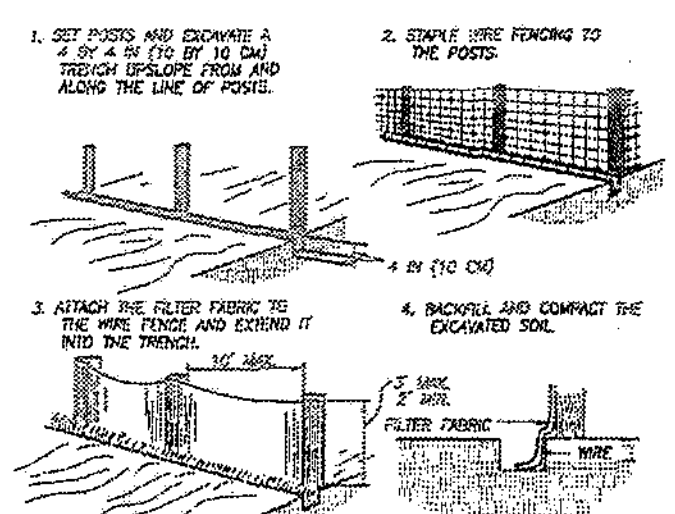

DETAIL – SILT FENCE SC-1
NOT TO SCALE

CAUTION !!
CONTRACTOR TO VERIFY THE EXACT LOCATION OF EXISTING UTILITIES IN THE FIELD PRIOR TO CONSTRUCTION!

NOTE !!
ELECTRONIC DATA FILES ARE FOR REFERENCE ONLY AND ARE NOT TO BE USED FOR HORIZONTAL OR VERTICAL SURVEY CONTROL

©2015 O'Day Consultants, Inc.

O'Day CONSULTANTS
2710 Loker Avenue West, Suite 100
Carlsbad, California 92010
760-931-7700
Fax 760-931-8680
ODayConsultants.com
Civil Engineering
Planning
Processing
Surveying

DESIGNED BY: J.S. DATE: JULY 2015
DRAWN BY: J.S. SCALE: 1" = 20'
PROJECT MGR.: J.S. JOB NO.: 101251-99

ENGINEER OF WORK:
JOANNE S. TYLER DATE: 11/11/15
RCE: 59286

FOR BIDDING
PURPOSES ONLY
NO PERMIT ISSUED

CITY CONTRACT

EROSION CONTROL PLAN FOR:
EAST EUCLID AVENUE P.I.

EAST SIDE OF EUCLID AVENUE
BETWEEN DWIGHT STREET AND ISLA VISTA DRIVE

CITY OF SAN DIEGO, CALIFORNIA
DEVELOPMENT SERVICES DEPARTMENT
SHEET 6 OF 6 SHEETS

FOR CITY ENGINEER DATE

I.O. NO. 24005272
PROJECT NO. 323215
CCTM. NONE

DESCRIPTION	BY	APPROVED	DATE	FILMED
ORIGINAL	O'DAY			
AS-BUILTS				

1857-6301 NAD83 COORDINATES
210-1713 LAMBERT COORDINATES

CONTRACTOR ________ DATE STARTED ________
INSPECTOR ________ DATE COMPLETED ________

38980-6-D

LEGEND:

- = DELINEATOR/CONE
- = SIGN
- = DIRECTION OF TRAVEL
- = TYPE I AND II BARRICADE
- = PORTABLE YELLOW FLASHING BEACON FOR NIGHT TIME.
- = FLAGGER
- = TEMPORARY RAILING (TYPE K)
- = ABSORB 350 TYPETL-2
- = WORK AREA

TRAFFIC CONTROL NOTES:

1. **VALIDATION:** THE TRAFFIC CONTROL PLAN IS NOT VALID UNTIL WORK DATES AND WORK HOURS ARE APPROVED THE CONTRACTOR SHALL SUBMIT (2) REDUCED COPIES OF TRAFFIC CONTROL PLANS (11"X17") TO THE TRAFFIC CONTROL PERMIT COUNTER, 3rd FLOOR DEVELOPMENT SERVICES CENTER, 1222 FIRST AVENUE, SAN DIEGO. THE CONTRACTOR SHALL OBTAIN A TRAFFIC CONTROL PERMIT A MINIMUM OF TWO (2) WORKING DAYS PRIOR TO STARTING WORK, AND A MINIMUM OF FIVE (5) DAYS IF WORK WILL AFFECT A BUS STOP OR AN EXISTING TRAFFIC SIGNAL, OR IF WORK WILL REQUIRE A ROAD OR ALLEY CLOSURE.

2. CONTRACTOR SHALL NOTIFY THE CITY TRAFFIC ENGINEERING AT (858) 495-4741 A MINIMUM OF FIVE (5) WORKING DAYS PRIOR TO ANY CONSTRUCTION WORK AFFECTING TRAFFIC SIGNAL.

3. **STANDARDS:** THE TRAFFIC CONTROL PLAN SHALL CONFORM TO THE MOST RECENT ADOPTED EDITION OF EACH OF THE FOLLOWING MANUALS:

DESCRIPTION	EDITION	DOCUMENT NO.
STANDARD SPECIFICATIONS FOR PUBLIC WORKS CONSTRUCTION (THE GREEN BOOK)	2012	PITS070112-01
CITY OF SAN DIEGO STANDARD DRAWINGS	2012	PITS070112-03
CALIFORNIA MANUAL ON UNIFORM TRAFFIC CONTROL DEVICES (CA MUTCD)	2012	PITS070112-06

4. **NOTIFICATIONS:** THE CONTRACTOR SHALL NOTIFY THE FOLLOWING AGENCIES A MINIMUM OF FIVE (5) WORKING DAYS PRIOR TO ANY EXCAVATION, CONSTRUCTION OR TRAFFIC CONTROL AFFECTING THE AGENCIES AS LISTED BELOW:

FIRE DEPARTMENT DISPATCH	(STREET OR ALLEY CLOSURE)	(858) 573-1300
POLICE DEPARTMENT DISPATCH	(STREET OR ALLEY CLOSURE)	(619) 531-2000
ENVIRONMENTAL SERVICES	(REFUSE COLLECTION)	(858) 492-5080
STREET DIVISION	(TRAFFIC SIGNALS)	(619) 527-7500
METROPOLITAN TRANSIT SYSTEM (MTS)	(BUS STOPS)	(619) 238-0100 x 6451
METROPOLITAN TRANSIT SYSTEM (MTS)	(TAXI ZONES)	(619) 235-2644
METROPOLITAN TRANSIT SYSTEM (MTS)	(TROLLEY LINES)	(619) 595-4920
UNDERGROUND SERVICE ALERT	(ANY EXCAVATION)	(800) 422-4133

THE CONTRACTOR SHALL NOTIFY PROPERTY OWNERS AND TENANTS A MINIMUM OF FIVE (5) WORKING DAYS PRIOR TO CLOSURE OF DRIVEWAYS. THE CONTRACTOR SHALL POST SIGNS NOTIFYING THE PUBLIC A MINIMUM OF FIVE (5) WORKING DAYS PRIOR TO CLOSURE OF STREETS.

THE CONTRACTOR SHALL NOTIFY ENGINEERING FIELD DIVISION AT (858) 627-3200 AND ARRANGE FOR INSPECTION A MINIMUM OF FIVE (5) WORKING DAYS PRIOR TO STARTING ANY WORK INVOLVING NIGHTTIME OR WEEKEND HOURS.

5. **POSTING PARKING RESTRICTIONS:** THE CONTRACTOR SHALL POST TOW-AWAY/NO PARKING SIGNS TWENTY-FOUR (24) HOURS IN ADVANCE OF PARKING REMOVAL. SIGNS SHALL INDICATE SPECIFIC DAYS, DATES AND TIMES OFF RESTRICTIONS. PARKING METERS SHALL BE BAGGED WHERE APPLICABLE.

6. **EXCAVATIONS:** EXCEPT WHEN OTHERWISE SHOWN ON THE PLANS, ALL TRENCHES SHALL BE BACKFILLED OR TRENCH-PLATED AT THE END OF EACH WORKING DAY. AN ASPHALT RAMP SHALL BE PLACED AROUND EACH TRENCH PLATE TO PREVENT THE PLATE FROM BEGIN DISLODGED. CONTRACTOR SHALL MONITOR TRENCH PLATES DURING NON-WORKING HOURS TO ENSURE THAT THEY DO NOT BECOME DISLODGED. UPON COMPLETION OF EXCAVATION BACKFILL, THE CONTRACTOR SHALL PROVIDE A SATISFACTORY SURFACE FOR TRAFFIC. WHEN CONSTRUCTION OPERATIONS ARE NOT ACTIVELY IN PROGRESS, THE CONTRACTOR SHALL MAINTAIN ALL TRAVELED LANES, BIKE LANES, AND PEDESTRIAN WALKWAYS IN THE RIGHT-OF-WAY EXCEPT WHEN OTHERWISE SHOWN ON THE PLANS.

7. **COVERED PEDESTRIAN WALKWAY:** THE CONTRACTOR SHALL CONTACT THE CITY RESIDENT ENGINEER AT (858) 627-3200 FOR INSPECTION OF ANY COVERED PEDESTRIAN WALKWAY DURING CONSTRUCTION OF SUCH WALKWAY.

8. **RESTORATION OF ROADWAY:** THE CONTRACTOR SHALL REPAIR OR REPLACE ALL EXISTING IMPROVEMENTS WITHIN THE RIGHT-OF-WAY NOT DESIGNATED FOR PERMANENT REMOVAL (TRAFFIC SIGNS, STRIPING, PAVEMENT MARKERS, PAVEMENT MARKINGS, LEGENDS, CURB MARKINGS, LOOP DETECTORS, TRAFFIC SIGNAL EQUIPMENT, ETC.) WHICH ARE DAMAGED OR REMOVED AS A RESULT OF OPERATIONS. REPAIRS AND REPLACEMENTS SHALL BE AT LEAST EQUAL TO EXISTING IMPROVEMENTS.

9. **CHANGES IN WORK:** THE CITY ENGINEER RESERVES THE RIGHT TO OBSERVE THESE TRAFFIC CONTROL PLANS IN OPERATION AND TO MAKE ANY CHANGES AS FIELD CONDITIONS WARRANT. ANY CHANGES SHALL BE DOCUMENTED AND SUPERSEDE THESE PLANS.

NOTES:

1. THE CONTRACTOR IS RESPONSIBLE FOR TRAFFIC CONTROL DURING THE INSTALLATION, REMOVAL OR MODIFICATION OF ALL SIGNING AND STRIPING SHOWN ON THESE PLANS.
2. THE LOCATIONS OF TRAFFIC CONTROL DEVICES ARE APPROXIMATE, AND ADJUSTMENTS MAY BE REQUIRED TO MEET FIELD CONDITIONS. HOWEVER, ANY ADJUSTMENT MUST MEET REQUIREMENTS OF THE CALIFORNIA MANUAL ON UNIFORM TRAFFIC CONTROL DEVICES (MUTCD LATEST EDITION) AND CITY TRAFFIC ENGINEER'S APPROVAL.
3. CHANNELIZATION TYPE SHALL CONFORM TO THE CALIFORNIA MANUAL ON UNIFORM TRAFFIC CONTROL DEVICES (MUTCD LATEST EDITION) AND CONSISTENT WITH FIELD DURING CONSTRUCTION. PROVIDE SECURE COVER OVER CONFLICTING SIGNS.
4. CONTRACTOR SHALL COORDINATE WITH MTDB/MTS TRANSIT DISTRICT FOR ANY TRANSIT CHANGES/COORDINATION PRIOR TO OBTAINING TRAFFIC CONTROL PERMIT.
5. CONTRACTOR SHALL REMOVE OR COVER ALL CONSTRUCTION SIGNS DURING NON-WORKING HOURS.
6. ALL ADVANCE CONSTRUCTION SIGNS AND TRANSITIONS SHALL BE ADJUSTED IN ACCORDANCE WITH WORK AREA PER CITY TRAFFIC ENGINEER'S APPROVAL.
7. ALL ADVANCE WARNING SIGN INSTALLATIONS SHALL BE EQUIPPED WITH FLAGS FOR DAYTIME CLOSURES. FLASHING BEACONS SHALL BE PLACED AT ALL LOCATIONS INDICATED DURING NIGHT LANE CLOSURES.
8. ALL WARNING SIGNS FOR NIGHT LANE CLOSURES SHALL BE ILLUMINATED OR REFLECTORIZED.
9. CONTRACTOR SHALL CONTACT METROPOLITAN TRANSIT SYSTEM (MTS) ONE WEEK PRIOR TO ANY CONSTRUCTION WHICH EFFECTS EXISTING BUS STOP.

ANY DELAY IN OBTAINING PUBLIC AGENCY APPROVALS, AND/OR CONSTRUCTION OF SIGNAL OR STRIPING PLANS, MAY REQUIRE REDESIGN DUE TO CHANGES IN GOVERNMENTAL REQUIREMENTS/STANDARDS OR FIELD CONDITIONS.

CONSTRUCTION CONTRACTOR AGREES THAT IN ACCORDANCE WITH GENERALLY ACCEPTED CONSTRUCTION PRACTICES, CONSTRUCTION CONTRACTOR WILL BE REQUIRED TO ASSUME SOLE AND COMPLETE RESPONSIBILITY FOR JOB SITE CONDITIONS DURING THE COURSE OF CONSTRUCTION OF THE PROJECT, INCLUDING SAFETY OF ALL PERSONS AND PROPERTY, THAT THIS REQUIREMENT SHALL BE MADE TO APPLY CONTINUOUSLY AND NOT BE LIMITED TO NORMAL WORKING HOURS, AND CONSTRUCTION CONTRACTOR FURTHER AGREES TO DEFEND, INDEMNIFY AND HOLD DESIGN PROFESSIONAL HARMLESS FROM ANY AND ALL LIABILITY, REAL OR ALLEGED, IN CONNECTION WITH PERFORMANCE OF WORK ON THIS PROJECT, EXCEPTING LIABILITY ARISING FROM THE SOLE NEGLIGENCE OF DESIGN PROFESSIONAL.

UNAUTHORIZED CHANGES & USES

CAUTION:
THE ENGINEER PREPARING THESE PLANS WILL NOT BE RESPONSIBLE FOR, OR LIABLE FOR, UNAUTHORIZED CHANGES TO OR USES OF THESE PLANS. ALL CHANGES TO THE PLANS MUST BE IN WRITING AND MUST BE APPROVED BY THE PREPARER OF THESE PLANS.

JOANNE S. TYLER No. 59258 EXP. 6/30/17 CIVIL — REGISTERED PROFESSIONAL ENGINEER — STATE OF CALIFORNIA

O'DAY CONSULTANTS
2710 Loker Avenue West, Suite 100, Carlsbad, California 92010
760-931-7700 Fax: 760-931-8680
ODayConsultants.com
Civil Engineering, Planning, Processing, Surveying

DESIGNED BY: M.Y. DATE: JULY 2015
DRAWN BY: R.T. SCALE: 1" = 40'
PROJECT MGR.: J.T. JOB NO.: 101261-04
ENGINEER OF WORK:
JOANNE S. TYLER DATE: 11/2/2015 RCE: 59258

FOR BIDDING PURPOSES ONLY
NO PERMIT ISSUED

CITY CONTRACT

TRAFFIC CONTROL PLANS FOR:

EAST EUCLID AVENUE P.I.

BETWEEN DWIGHT STREET AND ISLA VISTA DRIVE

CITY OF SAN DIEGO, CALIFORNIA
DEVELOPMENT SERVICES DEPARTMENT
SHEET T01 OF T03 SHEETS

FOR CITY ENGINEER — DATE

DESCRIPTION	BY	APPROVED	DATE	FILMED
ORIGINAL	O'DAY			
AS-BUILTS				

CONTRACTOR ____ DATE STARTED ____
INSPECTOR ____ DATE COMPLETED ____

CE NO. 2489282-1
PROJECT NO. 397715
V.T.M. NONE
1851-6352 NAD83 COORDINATES
210-1737 LAMBERT COORDINATES

38980-T01-D

FILE: 3415-TC-01_B.dwg Nov 09, 2015 RTorabzadeh

STAGE 1

TRAFFIC ON EXISTING ROAD
CONSTRUCT CURB, GUTTER
SIDEWALK AND GUARDRAIL
EAST SIDE OF EUCLID AVENUE

LEGEND:

- = DELINEATOR/CONE
- = SIGN
- = DIRECTION OF TRAVEL
- = TYPE I AND III BARRICADE
- = PORTABLE YELLOW FLASHING BEACON FOR NIGHT TIME.
- = FLAGGER
- = TEMPORARY RAILING (TYPE K)
- = ABSORB 350 TYPETL-2
- = WORK AREA

CONSTRUCTION NOTE:

1. CONTRACTOR SHALL PROVIDE FLAGGING CONTROL TO CROSS PEDESTRIAN ON EUCLID AVENUE AT ISLA VISTA DRIVE AND ON DWIGHT STREET.

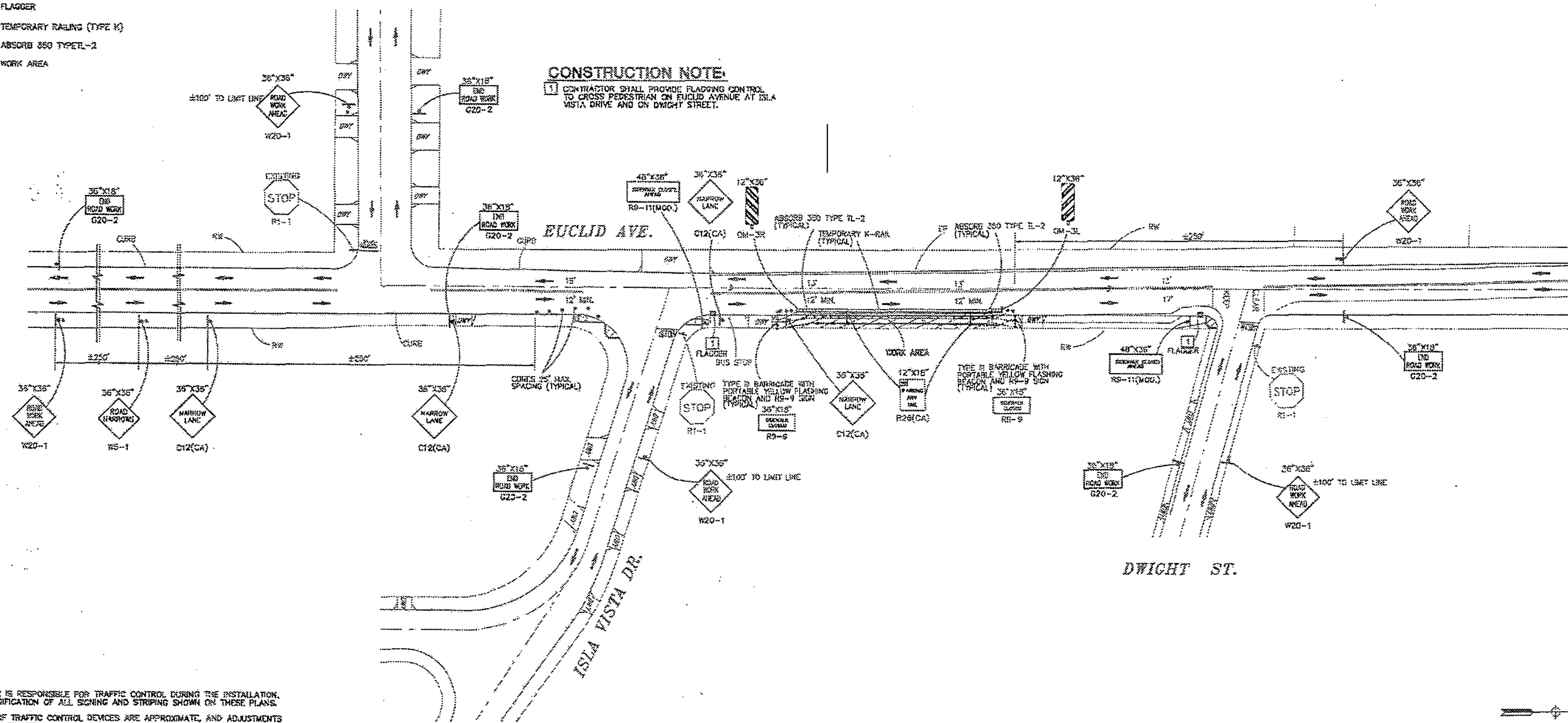

NOTES:

1. THE CONTRACTOR IS RESPONSIBLE FOR TRAFFIC CONTROL DURING THE INSTALLATION, REMOVAL OR MODIFICATION OF ALL SIGNING AND STRIPING SHOWN ON THESE PLANS.
2. THE LOCATIONS OF TRAFFIC CONTROL DEVICES ARE APPROXIMATE, AND ADJUSTMENTS MAY BE REQUIRED TO MEET FIELD CONDITIONS. HOWEVER, ANY ADJUSTMENT MUST MEET REQUIREMENTS OF THE CALIFORNIA MANUAL ON UNIFORM TRAFFIC CONTROL DEVICES (MUTCD LATEST EDITION) AND CITY TRAFFIC ENGINEER'S APPROVAL.
3. CHANNELIZATION TYPE SHALL CONFORM TO THE CALIFORNIA MANUAL ON UNIFORM TRAFFIC CONTROL DEVICES (MUTCD LATEST EDITION) AND CONSISTENT WITH FIELD DURING CONSTRUCTION. PROVIDE SECURE COVER OVER CONFLICTING SIGNS.
4. CONTRACTOR SHALL COORDINATE WITH MTDB/MTS TRANSIT DISTRICT FOR ANY TRANSIT CHANGES/COORDINATION PRIOR TO OBTAINING TRAFFIC CONTROL PERMIT.
5. CONTRACTOR SHALL REMOVE OR COVER ALL CONSTRUCTION SIGNS DURING NON-WORKING HOURS.
6. ALL ADVANCE CONSTRUCTION SIGNS AND TRANSITIONS SHALL BE ADJUSTED IN ACCORDANCE WITH WORK AREA PER CITY TRAFFIC ENGINEER'S APPROVAL.
7. ALL ADVANCE WARNING SIGN INSTALLATIONS SHALL BE EQUIPPED WITH FLAGS FOR DAYTIME CLOSURES. FLASHING BEACONS SHALL BE PLACED AT ALL LOCATIONS INDICATED DURING NIGHT LANE CLOSURES.
8. ALL WARNING SIGNS FOR NIGHT LANE CLOSURES SHALL BE ILLUMINATED OR REFLECTORIZED.
9. CONTRACTOR SHALL CONTACT METROPOLITAN TRANSIT SYSTEM (MTS) ONE WEEK PRIOR TO ANY CONSTRUCTION WHICH EFFECTS EXISTING BUS STOP.

ANY DELAY IN OBTAINING PUBLIC AGENCY APPROVALS, AND/OR CONSTRUCTION OF SIGNAL OR STRIPING PLANS, MAY REQUIRE REDESIGN DUE TO CHANGES IN GOVERNMENTAL REQUIREMENTS/STANDARDS OR FIELD CONDITIONS.

THIS PLAN SHEET IS ACCURATE FOR STAGE CONSTRUCTION WORK ONLY

CONSTRUCTION CONTRACTOR AGREES THAT IN ACCORDANCE WITH GENERALLY ACCEPTED CONSTRUCTION PRACTICES, CONSTRUCTION CONTRACTOR WILL BE REQUIRED TO ASSUME SOLE AND COMPLETE RESPONSIBILITY FOR JOB SITE CONDITIONS DURING THE COURSE OF CONSTRUCTION OF THE PROJECT, INCLUDING SAFETY OF ALL PERSONS AND PROPERTY; THAT THIS REQUIREMENT SHALL BE MADE TO APPLY CONTINUOUSLY AND NOT BE LIMITED TO NORMAL WORKING HOURS, AND CONSTRUCTION CONTRACTOR FURTHER AGREES TO DEFEND, INDEMNIFY AND HOLD DESIGN PROFESSIONAL HARMLESS FROM ANY AND ALL LIABILITY, REAL OR ALLEGED, IN CONNECTION WITH PERFORMANCE OF WORK ON THIS PROJECT, EXCEPTING LIABILITY ARISING FROM THE SOLE NEGLIGENCE OF DESIGN PROFESSIONAL.

UNAUTHORIZED CHANGES & USES

CAUTION:
THE ENGINEER PREPARING THESE PLANS WILL NOT BE RESPONSIBLE FOR, OR LIABLE FOR, UNAUTHORIZED CHANGES TO OR USES OF THESE PLANS. ALL CHANGES TO THE PLANS MUST BE IN WRITING AND MUST BE APPROVED BY THE PREPARER OF THESE PLANS.

FOR BIDDING
PURPOSES ONLY
NO PERMIT ISSUED

O'DAY CONSULTANTS
2710 Loker Avenue West, Suite 100, Carlsbad, California 92010
760-931-7700
Fax: 760-931-8680
ODayConsultants.com
Civil Engineering, Planning, Processing, Surveying

REGISTERED PROFESSIONAL ENGINEER JOANNE S. TYLER No. 59266 Exp. 6/30/17 CIVIL STATE OF CALIFORNIA

DESIGNED BY: MN DATE: JULY 2015
DRAWN BY: RT SCALE: 1" = 40'
PROJECT MGR.: JT JOB NO.: 101291-04
ENGINEER OF WORK:
JOANNE S. TYLER RCE 59266 DATE: 11/11/15

CITY CONTRACT

TRAFFIC CONTROL PLANS FOR:

EAST EUCLID AVENUE P.I.

BETWEEN DWIGHT STREET AND ISLA VISTA DRIVE

CITY OF SAN DIEGO, CALIFORNIA
DEVELOPMENT SERVICES DEPARTMENT
SHEET T02 OF T05 SHEETS

FOR CITY ENGINEER DATE 11/16/15

DESCRIPTION	BY	APPROVED	DATE	FILMED
ORIGINAL	O'DAY			
AS-BUILTS				

CONTRACTOR ____ DATE STARTED ____
INSPECTOR ____ DATE COMPLETED ____

I.O. NO. 24000820
PROJECT NO. 393715
V.T.M. NONE
1851-6303 NAD83 COORDINATES
211-1737 LAMBERT COORDINATES

38980-T02-D

FILE: 3415-TC-02_E.dwg Nov 09, 2015 RTorabzadeh

STAGE 2

TRAFFIC ON EXISTING ROAD
GRIND AND OVERLAY EAST SIDE
OF EUCLID AVENUE

LEGEND:

- = DELINEATOR/CONE
- = SIGN
- = DIRECTION OF TRAVEL
- = TYPE I AND III BARRICADE
- = PORTABLE YELLOW FLASHING BEACON FOR NIGHT TIME
- = FLAGGER
- = TEMPORARY RAILING (TYPE K)
- = ABSORB 350 TYPER-2
- = WORK AREA

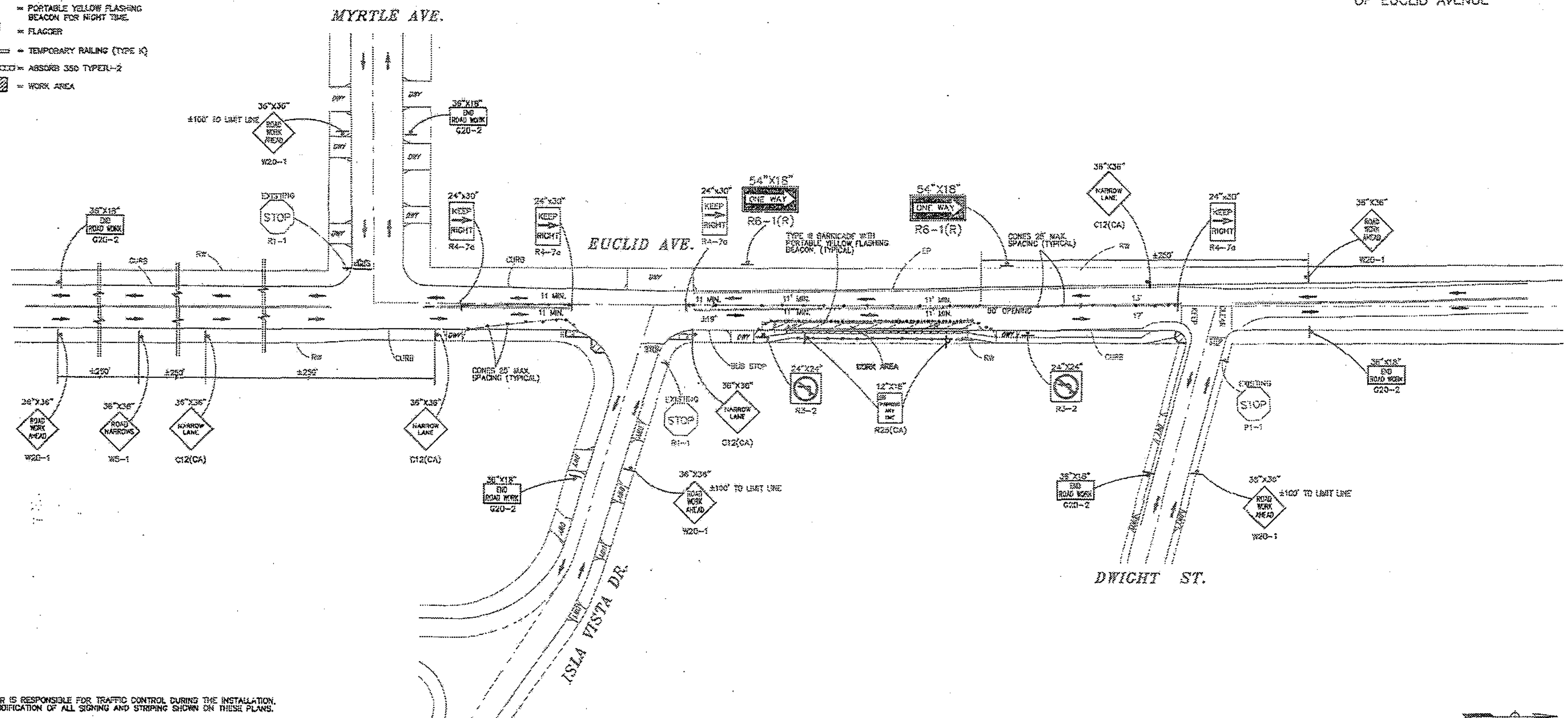

NOTES:

1. THE CONTRACTOR IS RESPONSIBLE FOR TRAFFIC CONTROL DURING THE INSTALLATION. REMOVAL OR MODIFICATION OF ALL SIGNING AND STRIPING SHOWN ON THESE PLANS.
2. THE LOCATIONS OF TRAFFIC CONTROL DEVICES ARE APPROXIMATE, AND ADJUSTMENTS MAY BE REQUIRED TO MEET FIELD CONDITIONS. HOWEVER, ANY ADJUSTMENT MUST MEET REQUIREMENTS OF THE CALIFORNIA MANUAL ON UNIFORM TRAFFIC CONTROL DEVICES (MUTCD LATEST EDITION) AND CITY TRAFFIC ENGINEER'S APPROVAL.
3. CHANNELIZATION TYPE SHALL CONFORM TO THE CALIFORNIA MANUAL ON UNIFORM TRAFFIC CONTROL DEVICES (MUTCD LATEST EDITION) AND CONSISTENT WITH FIELD DURING CONSTRUCTION. PROVIDE SECURE COVER OVER CONFLICTING SIGNS.
4. CONTRACTOR SHALL COORDINATE WITH MTDB/MTS TRANSIT DISTRICT FOR ANY TRANSIT CHANGES/COORDINATION PRIOR TO OBTAINING TRAFFIC CONTROL PERMIT.
5. CONTRACTOR SHALL REMOVE OR COVER ALL CONSTRUCTION SIGNS DURING NON-WORKING HOURS.
6. ALL ADVANCE CONSTRUCTION SIGNS AND TRANSITIONS SHALL BE ADJUSTED IN ACCORDANCE WITH WORK AREA PER CITY TRAFFIC ENGINEER'S APPROVAL.
7. ALL ADVANCE WARNING SIGN INSTALLATIONS SHALL BE EQUIPPED WITH FLAGS FOR DAYTIME CLOSURES. FLASHING BEACONS SHALL BE PLACED AT ALL LOCATIONS INDICATED DURING NIGHT LANE CLOSURES.
8. ALL WARNING SIGNS FOR NIGHT LANE CLOSURES SHALL BE ILLUMINATED OR REFLECTORIZED.
9. CONTRACTOR SHALL CONTACT METROPOLITAN TRANSIT SYSTEM (MTS) ONE WEEK PRIOR TO ANY CONSTRUCTION WHICH EFFECTS EXISTING BUS STOP.

ANY DELAY IN OBTAINING PUBLIC AGENCY APPROVALS, AND/OR CONSTRUCTION OF SIGNAL OR STRIPING PLANS, MAY REQUIRE REDESIGN DUE TO CHANGES IN GOVERNMENTAL REQUIREMENTS/STANDARDS OR FIELD CONDITIONS.

THIS PLAN SHEET IS ACCURATE FOR STAGE CONSTRUCTION WORK ONLY

CONSTRUCTION CONTRACTOR AGREES THAT IN ACCORDANCE WITH GENERALLY ACCEPTED CONSTRUCTION PRACTICES, CONSTRUCTION CONTRACTOR WILL BE REQUIRED TO ASSUME SOLE AND COMPLETE RESPONSIBILITY FOR JOB SITE CONDITIONS DURING THE COURSE OF CONSTRUCTION OF THE PROJECT, INCLUDING SAFETY OF ALL PERSONS AND PROPERTY, THAT THIS REQUIREMENT SHALL BE MADE TO APPLY CONTINUOUSLY AND NOT BE LIMITED TO NORMAL WORKING HOURS, AND CONSTRUCTION CONTRACTOR FURTHER AGREES TO DEFEND, INDEMNIFY AND HOLD DESIGN PROFESSIONAL HARMLESS FROM ANY AND ALL LIABILITY, REAL OR ALLEGED, IN CONNECTION WITH PERFORMANCE OF WORK ON THIS PROJECT, EXCEPTING LIABILITY ARISING FROM THE SOLE NEGLIGENCE OF DESIGN PROFESSIONAL.

UNAUTHORIZED CHANGES & USES

CAUTION:
THE ENGINEER PREPARING THESE PLANS WILL NOT BE RESPONSIBLE FOR, OR LIABLE FOR, UNAUTHORIZED CHANGES TO OR USES OF THESE PLANS. ALL CHANGES TO THE PLANS MUST BE IN WRITING AND MUST BE APPROVED BY THE PREPARER OF THESE PLANS.

FOR BIDDING
PURPOSES ONLY
NO PERMIT ISSUED

O'Day CONSULTANTS — Civil Engineering, Planning, Processing, Surveying

DESIGNED BY: M.K. DATE: JULY 2015
DRAWN BY: P.I. SCALE: 1" = 40'
PROJECT MGR.: J.I. JOB NO.: 101231-02

ENGINEER OF WORK:
JOANNE S. TYLER DATE: 11/9/2015 RCE: 59250

CITY CONTRACT

TRAFFIC CONTROL PLANS FOR:

EAST EUCLID AVENUE P.I.

BETWEEN DWIGHT STREET AND ISLA VISTA DRIVE

CITY OF SAN DIEGO, CALIFORNIA
DEVELOPMENT SERVICES DEPARTMENT
SHEET T03 OF T03 SHEETS

FOR CITY ENGINEER — DATE

DESCRIPTION	BY	APPROVED	DATE	FILMED
ORIGINAL				
AS BUILTS				

CONTRACTOR ________ DATE STARTED ________
INSPECTOR ________ DATE COMPLETED ________

NAD83 COORDINATES
LAMBERT COORDINATES

38980-T03-D

FILE: 3415-TC-03_B.dwg , Nov 09, 2015 RTorabzadeh