



## ENGINEER OF WORK

The engineering Specifications and Special Provisions contained herein have been prepared by or under the direction of the following Registered Engineer:



\_\_\_\_\_  
For City Engineer

11/5/14

\_\_\_\_\_  
Date

Seal



## TABLE OF CONTENTS

DESCRIPTION	PAGE NUMBER
1. NOTICE INVITING BIDS.....	4
2. CONTRACT FORMS .....	16
3. CONTRACT FORMS ATTACHMENTS:	
a. Performance Bond and Labor and Materialmen’s Bond .....	20
b. Drug-Free Workplace.....	22
c. American with Disabilities Act (ADA) Compliance Certification .....	23
d. Contractor Standards - Pledge of Compliance Certificate.....	24
e. Affidavit of Disposal Certificate .....	25
4. ATTACHMENTS:	
A. SCOPE OF WORK .....	27
B. PHASED FUNDING PROVISIONS .....	29
C. EQUAL OPPORTUNITY CONTRACTING PROGRAM .....	32
D. INTENTIONALLY LEFT BLANK.....	36
E. SUPPLEMENTARY SPECIAL PROVISIONS .....	37
SUPPLEMENTARY SPECIAL PROVISIONS APPENDICES .....	60
1. Appendix A - Notice of Exemption.....	61
2. Appendix B - Fire Hydrant Meter Program.....	64
3. Appendix C - Materials Typically Accepted by Certificate of Compliance.....	78
4. Appendix D - Sample City Invoice .....	80
5. Appendix E - Location Map .....	82
6. Appendix F – Intentionally Left Blank.....	84
7. Appendix G - Hydrostatic Discharge Form .....	85
8. Appendix H – Site Maps and Schedule of Work .....	87
F. INTENTIONALLY LEFT BLANK.....	198

# CITY OF SAN DIEGO, CALIFORNIA

## NOTICE INVITING BIDS

1. **RECEIPT AND OPENING OF BIDS:** Bids will be received at the Public Works Contracts at the location, time, and date shown on the cover of these specifications for performing work on **AC Water Group 1006 and Storm Drain Group 1006** (Project).
2. **SUMMARY OF WORK:** The Work involves furnishing all labor, materials, equipment, services, and other incidental works and appurtenances for the construction of the Project as described in ATTACHMENT A.
3. **BIDS ARE PUBLIC RECORDS:** Upon receipt by the City, Bids shall become public records subject to public disclosure. It is the responsibility of the respondent to clearly identify any confidential, proprietary, trade secret or otherwise legally privileged information contained within the Bid. General references to sections of the California Public Records Act (PRA) will not suffice. If the Contractor does not provide applicable case law that clearly establishes that the requested information is exempt from the disclosure requirements of the PRA, the City shall be free to release the information when required in accordance with the PRA, pursuant to any other applicable law, or by order of any court or government agency, and the Contractor will hold the City harmless for release of this information.
4. **SUBCONTRACTING PARTICIPATION PERCENTAGES:**
  - 4.1. The City has incorporated **mandatory** SLBE-ELBE subcontractor participation percentages to enhance competition and maximize subcontracting opportunities. For the purpose of achieving the mandatory subcontractor participation percentages, a recommended breakdown of the SLBE and ELBE subcontractor participation percentages based upon certified SLBE and ELBE firms has also been provided to achieve the mandatory subcontractor participation percentages:

1. SLBE participation	<b>6.4%</b>
2. ELBE participation	<b>15.9%</b>
3. Total mandatory participation	<b>22.3%</b>
  - 4.2. The Bidders are strongly encouraged to attend the Pre-Bid Meeting to better understand the Good Faith Effort requirements of this contract. See the City's document titled "SLBE Program, Instructions For Bidders Completing The Good Faith Effort Submittal" available at: <http://www.sandiego.gov/eoc/>
  - 4.3. The Bid will be declared non-responsive if the Bidder fails the following mandatory conditions:
    - 4.3.1. Bidder's inclusion of SLBE-ELBE certified subcontractors at the overall mandatory participation percentage identified in this document; OR.
    - 4.3.2. Bidder's submission of Good Faith Effort documentation demonstrating the Bidder made a good faith effort to outreach to and include SLBE-ELBE

Subcontractors required in this document within **3 Working Days** of the Bid opening if the overall mandatory participation percentage is not met.

- 4.4. For additional Equal Opportunity Contracting Program requirements, see Attachment C.
5. **PRE-BID MEETING:**
  - 5.1. There will be a Pre-Bid Meeting to discuss the scope of the Project, bidding requirements, pre-qualification process, and Equal Opportunity Contracting Program requirements and reporting procedures in the Public Works Contracts, Conference Room at 1010 Second Avenue, 14<sup>th</sup> Floor, San Diego, CA 92101 at **10:00 AM**, on **DECEMBER 10, 2014**.
  - 5.2. All potential bidders are encouraged to attend.
  - 5.3. To request a copy of the agenda on an alternative format, or to request a sign language or oral interpreter for this meeting, call the Public Works Contracts at (619) 533-3450 at least 5 Working Days prior to the Pre-Bid Meeting to ensure availability.
6. **CONTRACTOR REGISTRATION AND ELECTRONIC REPORTING SYSTEM:**
  - 6.1. **Prior** to the Award of the Contract or each Task Order, you and your Subcontractors and Suppliers must register with the City's web-based contract compliance website, Prism®, located here:  
  
<https://pro.prismcompliance.com/default.aspx>.
  - 6.2. The City may not award the contract until registration of all subcontractors and suppliers is complete. In the event this requirement is not met within the time frame specified in the Notice of Intent to Award letter, the City reserves the right to rescind the Notice of Award / Intent to Award and to make the award to the next responsive and responsible bidder / proposer.
7. **JOINT VENTURE CONTRACTORS:** Provide a copy of the Joint Venture agreement and the Joint Venture license to the City within 10 Working Days after receiving the Contract forms. See 2-1.1.2, "Joint Venture Contractors" in The WHITEBOOK for details.
8. **PREVAILING WAGE RATES:** Pursuant to San Diego Municipal Code section 22.3019, construction, alteration, demolition, repair and maintenance work performed under this Contract is subject to State prevailing wage laws. For construction work performed under this Contract cumulatively exceeding \$25,000 and for alteration, demolition, repair and maintenance work performed under this Contract cumulatively exceeding \$15,000, the Contractor and its subcontractors shall comply with State prevailing wage laws including, but not limited to, the requirements listed below.
  - 8.1. **Compliance with Prevailing Wage Requirements.** Pursuant to sections 1720 through 1861 of the California Labor Code, the Contractor and its subcontractors shall ensure that all workers who perform work under this Contract are paid not less than the prevailing rate of per diem wages as determined by the Director of the California Department of Industrial Relations (DIR). This includes work performed

during the design and preconstruction phases of construction including, but not limited to, inspection and land surveying work.

- 8.2. Copies of such prevailing rate of per diem wages are on file at the City and are available for inspection to any interested party on request. Copies of the prevailing rate of per diem wages also may be found at <http://www.dir.ca.gov/OPRL/DPreWageDetermination.htm>. Contractor and its subcontractors shall post a copy of the prevailing rate of per diem wages determination at each job site and shall make them available to any interested party upon request.
- 8.3. The wage rates determined by the DIR refer to expiration dates. If the published wage rate does not refer to a predetermined wage rate to be paid after the expiration date, then the published rate of wage shall be in effect for the life of this Contract. If the published wage rate refers to a predetermined wage rate to become effective upon expiration of the published wage rate and the predetermined wage rate is on file with the DIR, such predetermined wage rate shall become effective on the date following the expiration date and shall apply to this Contract in the same manner as if it had been published in said publication. If the predetermined wage rate refers to one or more additional expiration dates with additional predetermined wage rates, which expiration dates occur during the life of this Contract, each successive predetermined wage rate shall apply to this Contract on the date following the expiration date of the previous wage rate. If the last of such predetermined wage rates expires during the life of this Contract, such wage rate shall apply to the balance of the Contract.
- 8.4. **Penalties for Violations.** Contractor and its subcontractors shall comply with California Labor Code section 1775 in the event a worker is paid less than the prevailing wage rate for the work or craft in which the worker is employed.
- 8.5. **Payroll Records.** Contractor and its subcontractors shall comply with California Labor Code section 1776, which generally requires keeping accurate payroll records, verifying and certifying payroll records, and making them available for inspection. Contractor shall require its subcontractors to also comply with section 1776. Contractor and its subcontractors shall submit weekly certified payroll records online via the City's web-based Labor Compliance Program. Contractor is responsible for ensuring its subcontractors submit certified payroll records to the City.
- 8.6. **Apprentices.** Contractor and its subcontractors shall comply with California Labor Code sections 1777.5, 1777.6 and 1777.7 concerning the employment and wages of apprentices. Contractor shall be held responsible for the compliance of their subcontractors with sections 1777.5, 1777.6 and 1777.7.
- 8.7. **Working Hours.** Contractor and subcontractors shall comply with California Labor Code sections 1810 through 1815, including but not limited to: (i) restrict working hours on public works contracts to eight hours a day and forty hours a week, unless all hours worked in excess of 8 hours per day are compensated at not less than 1½ times the basic rate of pay; and (ii) specify penalties to be imposed on design professionals and subcontractors of \$25 per worker per day for each day the worker works more than 8 hours per day and 40 hours per week in violation of California Labor Code sections 1810 through 1815.

- 8.8. Required Provisions for Subcontracts.** Contractor shall include at a minimum a copy of the following provisions in any contract they enter into with a subcontractor: California Labor Code sections 1771, 1775, 1776, 1777.5, 1810, 1813, 1815, 1860 and 1861.
- 8.9. Labor Code Section 1861 Certification.** Contractor in accordance with California Labor Code section 3700 is required to secure the payment of compensation of its employees and by signing this Contract, Contractor certifies that “I am aware of the provisions of Section 3700 of the California Labor Code which require every employer to be insured against liability for workers’ compensation or to undertake self-insurance in accordance with the provisions of that code, and I will comply with such provisions before commencing the performance of the work of this Contract.”
- 8.10. Labor Compliance Program.** The City has its own Labor Compliance Program as authorized by the DIR. The City will withhold contract payments when payroll records are delinquent or deemed inadequate by the City or other governmental entity, or it has been established after an investigation by the City or other governmental entity that underpayment(s) have occurred.

**9. INSURANCE REQUIREMENTS:**

- 9.1.** All certificates of insurance and endorsements required by the contract are to be provided upon issuance of the City’s Notice of Intent to Award letter.
- 9.2.** Refer to sections 7-3, “LIABILITY INSURANCE”, and 7-4, “WORKERS’ COMPENSATION INSURANCE” of the Supplementary Special Provisions (SSP) for the insurance requirements which must be met.

**10. PREQUALIFICATION OF CONTRACTORS:**

- 10.1.** Contractors submitting Bid must be pre-qualified for the total amount proposed, inclusive of all alternate items prior to the date of submittal. Bids from contractors who have not been pre-qualified as applicable and Bids that exceed the maximum dollar amount at which contractors are pre-qualified will be deemed **non-responsive** and ineligible for award. Complete information and prequalification questionnaires are available at:

<http://www.sandiego.gov/cip/bidopps/prequalification.shtml>

- 10.2.** The completed questionnaire, financial statement, and bond letter or a copy of the contractor’s SLBE-ELBE certification and bond letter, must be submitted no later than 2 weeks prior to the bid opening to the Public Works Contracts, Prequalification Program, 1010 Second Avenue, 14<sup>th</sup> Floor, San Diego, CA 92101. For additional information or the answer to questions about the prequalification program, contact David Stucky at 619-533-3474 or [dstucky@sandiego.gov](mailto:dstucky@sandiego.gov).

- 11. REFERENCE STANDARDS:** Except as otherwise noted or specified, the Work shall be completed in accordance with the following standards:

Title	Edition	Document Number
Standard Specifications for Public Works Construction (“The GREENBOOK”)	2012	PITS070112-01
City of San Diego Standard Specifications for Public Works Construction (“The WHITEBOOK”)*	2012	PITS070112-02
City of San Diego Standard Drawings*	2012	PITS070112-03
Caltrans Standard Specifications	2010	PITS070112-04
Caltrans Standard Plans	2010	PITS070112-05
California MUTCD	2012	PITS070112-06
City Standard Drawings - Updates Approved For Use (when specified)*	Varies	Varies
Standard Federal Equal Employment Opportunity Construction Contract Specifications and the Equal Opportunity Clause Dated 09-11-84	1984	769023
NOTE: *Available online under Engineering Documents and References at: <a href="http://www.sandiego.gov/publicworks/edocref/index.shtml">http://www.sandiego.gov/publicworks/edocref/index.shtml</a>		

- 12. CITY'S RESPONSES AND ADDENDA:** The City at its option, may respond to any or all questions submitted in writing, via letter, or FAX in the form of an addendum. No oral comment shall be of any force or effect with respect to this solicitation. The changes to the Contract Documents through addendum are made effective as though originally issued with the Bid. The Bidders shall acknowledge the receipt of Addenda on the form provided for this purpose in the Bid.
- 13. CITY'S RIGHTS RESERVED:** The City reserves the right to cancel the Notice Inviting Bids at any time, and further reserves the right to reject submitted Bids, without giving any reason for such action, at its sole discretion and without liability. Costs incurred by the Bidder(s) as a result of preparing Bids under the Notice Inviting Bids shall be the sole responsibility of each bidder. The Notice Inviting Bids creates or imposes no obligation upon the City to enter a contract.
- 14. CONTRACT PRICING FORMAT:** This solicitation is for a Lump Sum contract with Unit Price provisions as set forth in the Bid Proposal Form(s), Volume 2.
- 15. SUBMITTAL OF “OR EQUAL” ITEMS:** See Section 4-1.6, “Trade Names or Equals” in The WHITEBOOK and as amended in the SSP.
- 16. AWARD PROCESS:**
- 16.1.** The Award of this contract is contingent upon the Contractor’s compliance with all conditions precedent to Award.
- 16.2.** Upon acceptance of a Bid, the City will prepare contract documents for execution within approximately 21 days of the date of the Bid opening and award the Contract approximately within 7 days of receipt of properly executed Contract, bonds, and insurance documents.



- 16.3.** This contract will be deemed executed, and effective, only upon the signing of the Contract by the Mayor or designee of the City.
- 17. SUBCONTRACT LIMITATIONS:** The Bidder's attention is directed to Standard Specifications for Public Works Construction, Section 2-3, "SUBCONTRACTS" in The GREENBOOK and as amended in the SSP which requires the Contractor to self-perform not less than the specified amount. Failure to comply with this requirement shall render the bid **non-responsive** and ineligible for award.
- 18. AVAILABILITY OF PLANS AND SPECIFICATIONS:** Contract Documents may be obtained by visiting the City's website: <http://www.sandiego.gov/cip/>. Plans and Specifications for this contract are also available for review in the office of the City Clerk or Public Works Contracts.
- 19. SUBMISSION OF QUESTIONS:**
- 19.1.** The Director (or designee), of the Public Works Department is the officer responsible for opening, examining, and evaluating the competitive Bids submitted to the City for the acquisition, construction and completion of any public improvement except when otherwise set forth in these documents. All questions related to this solicitation shall be submitted to:
- Public Works Contracts  
1010 Second Avenue, 14<sup>th</sup> Floor  
San Diego, California, 92101  
Attention: [Contract Specialist listed on the front cover hereof]
- OR:
- Email address of the Contract Specialist listed on the front cover hereof.
- 19.2.** Questions received less than 14 days prior to the date for opening of Bids may not be considered.
- 19.3.** Clarifications deemed by the City to be material shall be issued by Addenda and uploaded to the City's online bidding service.
- 19.4.** Only questions answered by formal written addenda will be binding. Oral and other interpretations or clarifications will be without legal effect. It is the Bidder's responsibility to become informed of any Addenda that have been issued and to include all such information in its Bid.
- 20. ELIGIBLE BIDDERS:** No person, firm, or corporation shall be allowed to make, file, or be interested in **more** than one (1) Bid for the same work unless alternate Bids are called for. A person, firm or corporation who has submitted a sub-proposal to a Bidder, or who has quoted prices on materials to a Bidder, is not hereby disqualified from submitting a sub-proposal or quoting prices to other Bidders or from submitting a Bid in its own behalf. Any Bidder who submits more than one bid will result in the rejection of all bids submitted.

21. **SAN DIEGO BUSINESS TAX CERTIFICATE:** The Contractor and Subcontractors, not already having a City of San Diego Business Tax Certificate for the work contemplated shall secure the appropriate certificate from the City Treasurer, Civic Center Plaza, first floor and submit to the Contract Specialist upon request or as specified in the Contract Documents. Tax Identification numbers for both the Bidder and the listed Subcontractors must be submitted on the City provided forms with the Notice Inviting Bids and Contract forms.
22. **PROPOSAL FORMS:** Bid shall be made only upon the Bidding Documents i.e., Proposal form attached to and forming a part of the specifications. The signature of each person signing shall be in longhand.
  - 22.1. Bidder shall complete and submit all pages in the "Bidding Document" Section (see Volume 2) as their Bid per the schedule given under "Required Documents Schedule," (see Volume 1). Bidder is requested to retain for their reference other portions of the Contract Documents that are not required to be submitted with the Bid. The entire specifications for the bid package do not need to be submitted with the bid.
  - 22.2. The City may require any Bidder to furnish a statement of experience, financial responsibility, technical ability, equipment, and references.
  - 22.3. Bids and certain other forms and documents as specified in the Volume 2 of 2 of the Contract Documents shall be enclosed in a sealed envelope and shall bear the title of the work and name of the Bidder and the appropriate State Contractors License designation which the Bidder holds.
  - 22.4. Bids may be withdrawn by the Bidder prior to, but not after, the time fixed for opening of Bids.
23. **BIDDER'S GUARANTEE OF GOOD FAITH (BID SECURITY):**
  - 23.1. With the exception of the contracts valued \$5,000 or less, JOC and Design-Build contracts, and contracts subject to the Small and Local Business Program of \$250,000 or less e.g., ELBE contracts, each Bidder shall accompany its Bid with either a cashier's check upon some responsible bank, or a check upon such bank properly certified or an approved corporate surety bond payable to the City of San Diego, for an amount of not less than 10% of the aggregate sum of the Bid, which check or bond, and the monies represented thereby shall be held by the City as a guarantee that the Bidder, if awarded the contract, will in good faith enter into such contract and furnish the required final bonds.
  - 23.2. The Bidder agrees that in case of Bidder's refusal or failure to execute this contract and give required final bonds, the money represented by a cashier's or certified check shall remain the property of the City, and if the Bidder shall fail to execute this contract, the Surety agrees that it will pay to the City damages which the City may suffer by reason of such failure, not exceeding the sum of 10% of the amount of the Bid.
  - 23.3. A Bid received without the specified bid security will be rejected as being **non-responsive**.

**24. AWARD OF CONTRACT OR REJECTION OF BIDS:**

- 24.1.** This contract may be awarded to the lowest responsible and reliable Bidder.
- 24.2.** Bidders shall complete the entire Bid schedule (also referred to as “schedule of prices” or Proposal form). Incomplete price schedules will be rejected as being non-responsive.
- 24.3.** The City reserves the right to reject any or all Bids, and to waive any informality or technicality in Bids received and any requirements of these specifications as to bidding procedure.
- 24.4.** Bidders will not be released on account of their errors of judgment. Bidders may be released only upon receipt by the City from the Bidder within 3 Working Days, excluding Saturdays, Sundays, and state holidays, after the opening of Bids, of written notice which includes proof of honest, credible, clerical error of material nature, free from fraud or fraudulent intent, and of evidence that reasonable care was observed in the preparation of the Bid.
- 24.5.** A non-selected Bidder may protest award of the Contract to the selected Bidder by submitting a written “Notice of Intent to Protest” including supporting documentation which shall be received by Public Works Contracts no later than 10 days after the City’s announcement of the selected Bidder or no later than 10 days from the date that the City issues notice of designation of a Bidder as non-responsive in accordance with San Diego Municipal Code Chapter 2, § 22.3029, “Protests of Contract Award.”
- 24.6.** The City of San Diego will not discriminate with regard to race, religious creed, color, national origin, ancestry, physical handicap, marital status, sex or age, in the award of contracts.
- 24.7.** Each Bid package properly executed as required by these specifications shall constitute a firm offer, which may be accepted by the City within the time specified in the Proposal.
- 24.8.** The City reserves the right to evaluate all Bids and determine the lowest Bidder on the basis of any proposed alternates, additive items or options, at its discretion that will be disclosed in the Volume 2 of 2.

**25. BID RESULTS:**

- 25.1.** The Bid opening by the City shall constitute the public announcement of the Apparent Low Bidder. In the event that the Apparent Low Bidder is subsequently deemed non-responsive or non-responsible, a public announcement will be posted in the City’s web page <http://www.sandiego.gov/cip/index.shtml>, with the name of the newly designated Apparent Low Bidder.
- 25.2.** To obtain Bid results, either attend Bid opening, review the results on the City’s web site, or provide a self-addressed, stamped envelope, referencing Bid number, and Bid tabulation will be mailed to you upon verification of extensions. Bid results cannot be given over the telephone.

**26. THE CONTRACT:**

- 26.1.** The Bidder to whom award is made shall execute a written contract with the City of San Diego and furnish good and approved bonds and insurance certificates specified by the City within 14 days after receipt by Bidder of a form of contract for execution unless an extension of time is granted to the Bidder in writing.
- 26.2.** If the Bidder takes longer than 14 days to fulfill these requirements, then the additional time taken shall be added to the Bid guarantee. The Contract shall be made in the form adopted by the City, which includes the provision that no claim or suit whatsoever shall be made or brought by Contractor against any officer, agent, or employee of the City for or on account of anything done or omitted to be done in connection with this contract, nor shall any such officer, agent, or employee be liable hereunder.
- 26.3.** If the Bidder to whom the award is made fails to enter into the contract as herein provided, the award may be annulled and the Bidder's Guarantee of Good Faith will be subject to forfeiture. An award may be made to the next lowest responsible and reliable Bidder who shall fulfill every stipulation embraced herein as if it were the party to whom the first award was made.
- 26.4.** Pursuant to the San Diego City Charter section 94, the City may only award a public works contract to the lowest responsible and reliable Bidder. The City will require the Apparent Low Bidder to (i) submit information to determine the Bidder's responsibility and reliability, (ii) execute the Contract in form provided by the City, and (iii) furnish good and approved bonds and insurance certificates specified by the City within 14 Days, unless otherwise approved by the City, in writing after the Bidder receives notification from the City, designating the Bidder as the Apparent Low Bidder and formally requesting the above mentioned items.
- 26.5.** The award of the Contract is contingent upon the satisfactory completion of the above mentioned items and becomes effective upon the signing of the Contract by the Mayor or designee. If the Apparent Low Bidder does not execute the Contract or submit required documents and information, the City may award the Contract to the next lowest responsible and reliable Bidder who shall fulfill every condition precedent to award. A corporation designated as the Apparent Low Bidder shall furnish evidence of its corporate existence and evidence that the officer signing the Contract and bond for the corporation is duly authorized to do so.

**27. EXAMINATION OF PLANS, SPECIFICATIONS, AND SITE OF WORK:** The Bidder shall examine carefully the Project Site, the Plans and Specifications, other materials as described in the Special Provisions, Section 2-7, and the proposal forms (e.g., Bidding Documents). The submission of a Bid shall be conclusive evidence that the Bidder has investigated and is satisfied as to the conditions to be encountered, as to the character, quality, and scope of Work, the quantities of materials to be furnished, and as to the requirements of the Bidding Documents Proposal, Plans, and Specifications.

**28. CITY STANDARD PROVISIONS:** This contract is subject to the following standard provisions. See The WHITEBOOK for details.

- 28.1. The City of San Diego Resolution No. R-277952 adopted on May 20, 1991 for a Drug-Free Workplace.
  - 28.2. The City of San Diego Resolution No. R-282153 adopted on June 14, 1993 related to the Americans with Disabilities Act.
  - 28.3. The City of San Diego Municipal Code §22.3004 for Pledge of Compliance.
  - 28.4. The City of San Diego's Labor Compliance Program and the State of California Labor Code §§1771.5(b) and 1776.
  - 28.5. Sections 1777.5, 1777.6, and 1777.7 of the State of California Labor Code concerning the employment of apprentices by contractors and subcontractors performing public works contracts.
  - 28.6. The City's Equal Benefits Ordinance (EBO), Chapter 2, Article 2, Division 43 of The San Diego Municipal Code (SDMC).
  - 28.7. The City's Information Security Policy (ISP) as defined in the City's Administrative Regulation 90.63.
- 29. PRE-AWARD ACTIVITIES:**
- 29.1. The selected contractor by the City to execute a contract for this Work shall provide the information required within the time specified in "Required Documents," of this bid package. Failure to provide the information within the time specified may result in the Bid being rejected as **non-responsive**.
  - 29.2. If the Bid is rejected as non-responsive, the selected contractor by the City to execute a contract for this Work shall forfeit the required Bid. The decision that the selected contractor by the City to execute a contract for this Work is non-responsive for failure to provide the information required within the time specified shall be at the sole discretion of the City.
- 30. PHASED FUNDING:**
- For additional Phased Funding Provisions, see Attachment B.
- 31. ADDITIVE/DEDUCTIVE ALTERNATES:**
- 31.1. The additive/deductive alternates have been established to allow the City to compare the cost of specific portions of the Work with the Project's budget and enable the City to make decision prior to award. The award will be established as described in the Bid. The City reserves the right to award the Contract for the Base Bid only or the Base Bid plus any combination of Additive and Deductive Alternate(s).
  - 31.2. For water pipeline projects, the Plans typically show all cut and plug and connection work to be performed by City Forces. However, Bidders shall refer to Bidding Documents to see if all or part of this work will be performed by the Contractor.

**32. REQUIRED DOCUMENT SCHEDULE:**

**32.1.** The Bidder’s attention is directed to the City’s Municipal Code §22.0807(e), (3)-(5) for important information regarding grounds for debarment for failure to submit required documentation.

**32.2.** The specified Equal Opportunity Contracting Program (EOCP) forms are available for download from the City’s web site at:

<http://www.sandiego.gov/eoc/forms/index.shtml>

<b>ITEM</b>	<b>WHEN DUE</b>	<b>FROM</b>	<b>DOCUMENT TO BE SUBMITTED</b>
1.	BID SUBMITTAL DATE/TIME	ALL BIDDERS	Bid
2.	BID SUBMITTAL DATE/TIME	ALL BIDDERS	Bid Bond
3.	BID SUBMITTAL DATE/TIME	ALL BIDDERS	Non-collusion Affidavit to be Executed By Bidder and Submitted with Bid under 23 USC 112 and PCC 7106
4.	BID SUBMITTAL DATE/TIME	ALL BIDDERS	Contractors Certification of Pending Actions
5.	BID SUBMITTAL DATE/TIME	ALL BIDDERS	Equal Benefits Ordinance Certification of Compliance
6.	BID SUBMITTAL DATE/TIME	ALL BIDDERS	Form AA35 - List of Subcontractors
7.	BID SUBMITTAL DATE/TIME	ALL BIDDERS	Form AA40 - Named Equipment/Material Supplier List
8.	BID SUBMITTAL DATE/TIME	ALL BIDDERS	Form AA45 - Subcontractors Additive/Deductive Alternate
9.	WITHIN 3 WORKING DAYS OF BID OPENING	ALL BIDDERS	SLBE Good Faith Efforts Documentation
10.	WITHIN 3 WORKING DAYS OF BID OPENING WITH GOOD FAITH EFFORT DOCUMENTATION	ALL BIDDERS	Form AA60 – List of Work Made Available
11.	WITHIN 3 WORKING DAYS OF BID OPENING WITH GOOD FAITH EFFORT DOCUMENTATION	ALL BIDDERS	Proof of Valid DBE-MBE-WBE-DVBE Certification Status e.g., Certs.
12.	WITHIN 10 WORKING DAYS AFTER RECEIPT BY BIDDER OF CONTRACT FORMS	APPARENT LOW BIDDER	Phased Funding Schedule Agreement (when required)
13.	WITHIN 10 WORKING DAYS AFTER RECEIPT BY BIDDER OF CONTRACT FORMS	APPARENT LOW BIDDER	Pre-Award Schedule (Phased Funded Contracts Only)

<b>ITEM</b>	<b>WHEN DUE</b>	<b>FROM</b>	<b>DOCUMENT TO BE SUBMITTED</b>
14.	WITHIN 10 WORKING DAYS AFTER RECEIPT BY BIDDER OF CONTRACT FORMS	APPARENT LOW BIDDER	Names of the principal individual owners of the Apparent Low Bidder
15.	WITHIN 10 WORKING DAYS AFTER RECEIPT BY BIDDER OF CONTRACT FORMS	APPARENT LOW BIDDER	If the Contractor is a Joint Venture: 1. Joint Venture Agreement 2. Joint Venture License
16.	WITHIN 10 WORKING DAYS AFTER RECEIPT BY BIDDER OF CONTRACT FORMS	APPARENT LOW BIDDER	Form BB05 - Work Force Report
17.	WITHIN 10 WORKING DAYS AFTER RECEIPT BY BIDDER OF CONTRACT FORMS	APPARENT LOW BIDDER	Contract Forms - Agreement
18.	WITHIN 10 WORKING DAYS AFTER RECEIPT BY BIDDER OF CONTRACT FORMS	APPARENT LOW BIDDER	Contract Forms - Payment and Performance Bond
19.	WITHIN 10 WORKING DAYS AFTER RECEIPT BY BIDDER OF CONTRACT FORMS	APPARENT LOW BIDDER	Certificates of Insurance and Endorsements
20.	WITHIN 10 WORKING DAYS AFTER RECEIPT BY BIDDER OF CONTRACT FORMS	APPARENT LOW BIDDER	Contractor Certification - Drug-Free Workplace
21.	WITHIN 10 WORKING DAYS AFTER RECEIPT BY BIDDER OF CONTRACT FORMS	APPARENT LOW BIDDER	Contractor Certification - American with Disabilities Act
22.	WITHIN 10 WORKING DAYS AFTER RECEIPT BY BIDDER OF CONTRACT FORMS	APPARENT LOW BIDDER	Contractors Standards - Pledge of Compliance

**CONTRACT FORMS**  
**AGREEMENT**



## CONTRACT FORMS

---

### CONSTRUCTION CONTRACT

This contract is made and entered into between THE CITY OF SAN DIEGO, a municipal corporation, herein called "City", and **KTA Construction, Inc.**, herein called "Contractor" for construction of **AC Water Group 1006 and Storm Drain Group 1006**; Bid No. **K-15-6267-DBB-3**; in the amount of **Two Million Seven Hundred Twenty-Two Thousand Seventeen Dollars and .60/100 (\$2,722,017.60)**, which is comprised of the Base Bid plus/minus Additive Alternates **A & B**.

IN CONSIDERATION of the payments to be made hereunder and the mutual undertakings of the parties hereto, City and Contractor agree as follows:

1. The following are incorporated into this contract as though fully set forth herein:
  - (a) The attached Faithful Performance and Payment Bonds.
  - (b) The attached Proposal included in the Bid documents by the Contractor.
  - (c) Reference Standards listed in the Notice Inviting Bids and the Supplementary Special Provisions (SSP).
  - (d) Phased Funding Schedule Agreement
  - (e) That certain documents entitled **AC Water Group 1006 and Storm Drain Group 1006**, on file in the office of the Public Works Department as Document No. **B-14116 / B-15064** as well as all matters referenced therein.
2. The Contractor shall perform and be bound by all the terms and conditions of this contract and in strict conformity therewith shall perform and complete in a good and workmanlike manner **AC Water Group 1006 and Storm Drain Group 1006**, Bid Number **K-15-6267-DBB-3**, San Diego, California.
3. For such performances, the City shall pay to Contractor the amounts set forth at the times and in the manner and with such additions or deductions as are provided for in this contract, and the Contractor shall accept such payment in full satisfaction of all claims incident to such performances.
4. No claim or suit whatsoever shall be made or brought by Contractor against any officer, agent, or employee of the City for or on account of anything done or omitted to be done in connection with this contract, nor shall any such officer, agent, or employee be liable hereunder.
5. This contract is effective as of the date that the Mayor or designee signs the agreement.

CONTRACT FORMS (continued)

IN WITNESS WHEREOF, this Agreement is signed by the City of San Diego, acting by and through its Mayor or designee, pursuant to Municipal Code 22.3107 authorizing such execution.

THE CITY OF SAN DIEGO

APPROVED AS TO FORM AND LEGALITY

By 

Jan I. Goldsmith, City Attorney

By 


Print Name: Albert P. Rechy,  
Public Works Contracts Deputy Director

Print Name: Pedro De Laza Jr.  
Deputy City Attorney

Date: 3/12/2015

Date: 3/13/15

CONTRACTOR

By 

Print Name: Paul M. Anderson

Title: PRESIDENT

Date: 2-2-2015

City of San Diego License No.: B 199500 7391

State Contractor's License No.: 393234

**CONTRACT FORMS  
ATTACHMENTS**

**CONTRACT FORMS ATTACHMENTS**  
**PERFORMANCE BOND AND LABOR AND MATERIALMEN'S BOND**

---

**FAITHFUL PERFORMANCE BOND AND LABOR AND MATERIALMEN'S BOND:**

**KTA Construction, Inc.**, a corporation, as principal, and The Guarantee Company of North America USA, a corporation authorized to do business in the State of California, as Surety, hereby obligate themselves, their successors and assigns, jointly and severally, to The City of San Diego a municipal corporation in the sum of **Two Million Seven Hundred Twenty-Two Thousand Seventeen Dollars and .60/100 (\$2,722,017.60)**, which is comprised of the Base Bid plus Additive Alternates **A & B** for the faithful performance of the annexed contract, and in the sum of **Two Million Seven Hundred Twenty-Two Thousand Seventeen Dollars and .60/100 (\$2,722,017.60)**, which is comprised of the Base Bid plus/minus Additive Alternates **A & B** for the benefit of laborers and materialmen designated below.

**Conditions:**

If the Principal shall faithfully perform the annexed contract **AC Water Group 1006 and Storm Drain Group 1006**, Bid Number **K-15-6267-DBB-3**, San Diego, California then the obligation herein with respect to a faithful performance shall be void; otherwise it shall remain in full force.

If the Principal shall promptly pay all persons, firms and corporations furnishing materials for or performing labor in the execution of this contract, and shall pay all amounts due under the California Unemployment Insurance Act then the obligation herein with respect to laborers and materialmen shall be void; otherwise it shall remain in full force.

The obligation herein with respect to laborers and materialmen shall inure to the benefit of all persons, firms and corporations entitled to file claims under the provisions of Chapter 3 of Division 5 of Title I of the Government Code of the State of California or under the provisions of Section 3082 et seq. of the Civil Code of the State of California.

Changes in the terms of the annexed contract or specifications accompanying same or referred to therein shall not affect the Surety's obligation on this bond, and the Surety hereby waives notice of same.

**CONTRACT FORMS ATTACHMENTS (continued)**  
**PERFORMANCE BOND AND LABOR AND MATERIALMEN'S BOND**

---


The Surety shall pay reasonable attorney's fees should suit be brought to enforce the provisions of this bond.

Dated January 23, 2015

Approved as to Form and Legality

KTA Construction, Inc.

Principal

By 


Paul M. Henderson  
Printed Name of Person Signing for Principal

Jan I. Goldsmith, City Attorney

By   
Deputy City Attorney


The Guarantee Company of North America USA

Surety

By 

Attorney-in-fact - Lawrence F. McMahon

Approved:

  
By Albert P. Rechany, Public Works Contracting  
Deputy Director

1800 Sutter Street, Suite 880

Local Address of Surety

Concord, CA 94520

Local Address (City, State) of Surety

(925) 566-6040

Local Telephone No. of Surety

Premium \$ 23,554.00

Premium is for Contract Term and Subject to Adjustment Based on Final Contract Price

Bond No. 12090081

**CALIFORNIA ALL-PURPOSE ACKNOWLEDGMENT** Civil Code § 1189

A notary public or other officer completing this certificate verifies only the identity of the individual who signed the document to which this certificate is attached, and not the truthfulness, accuracy or validity of that document.

STATE OF CALIFORNIA

County of San Diego }

On JAN 23 2015 before me, John Richard Flores JR., Notary Public,  
Date Insert Name of Notary exactly as it appears on the official seal

personally appeared Lawrence F. McMahon  
Name(s) of Signer(s)

who proved to me on the basis of satisfactory evidence to be the person(~~s~~) whose name(~~s~~) is/~~is/~~ subscribed to the within instrument and acknowledged to me that he/~~she/it/they~~ executed the same in his/~~her/its/their~~ authorized capacity(~~ies~~), and that by his/~~her/its/their~~ signature(~~s~~) on the instrument the person(~~s~~), or the entity upon behalf of which the person(~~s~~) acted, executed the instrument.

I certify under PENALTY OF PERJURY under the laws of the State of California that the foregoing paragraph is true and correct.

Witness my hand and official seal.

Signature [Handwritten Signature]  
Signature of Notary Public John Richard Flores JR.



Place Notary Seal Above

**OPTIONAL**

*Though the information below is not required by law, it may prove valuable to persons relying on the document and could prevent fraudulent removal and reattachment of the form to another document.*

**Description of Attached Document**

Title or Type of Document: \_\_\_\_\_

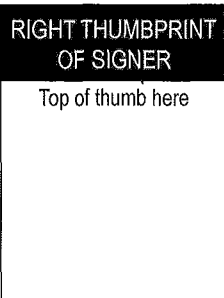
Document Date: \_\_\_\_\_ Number of Pages: \_\_\_\_\_

Signer(s) Other Than Named Above: \_\_\_\_\_

**Capacity(ies) Claimed by Signer(s)**

Signer's Name: \_\_\_\_\_


- Individual
- Corporate Officer — Title(s): \_\_\_\_\_
- Partner  Limited  General
- Attorney in Fact
- Trustee
- Guardian or Conservator
- Other: \_\_\_\_\_



Signer is Representing:  
Surety Company

Signer's Name: \_\_\_\_\_

- Individual
- Corporate Officer — Title(s): \_\_\_\_\_
- Partner  Limited  General
- Attorney in Fact
- Trustee
- Guardian or Conservator
- Other: \_\_\_\_\_



Signer is Representing:  
\_\_\_\_\_  
\_\_\_\_\_



The Guarantee Company of North America USA  
Southfield, Michigan

POWER OF ATTORNEY

KNOW ALL BY THESE PRESENTS: That THE GUARANTEE COMPANY OF NORTH AMERICA USA, a corporation organized and existing under the laws of the State of Michigan, having its principal office in Southfield, Michigan, does hereby constitute and appoint

Lawrence F. McMahon, Marla Vhannaza Guise, Sarah Myers, Charlotte Aquino, James D. Castle, Jennifer L. Clampert, Janice Martin  
Alliant Insurance Services, Inc.

its true and lawful attorney(s)-in-fact to execute, seal and deliver for and on its behalf as surety, any and all bonds and undertakings, contracts of indemnity and other writings obligatory in the nature thereof, which are or may be allowed, required or permitted by law, statute, rule, regulation, contract or otherwise.

The execution of such instrument(s) in pursuance of these presents, shall be as binding upon THE GUARANTEE COMPANY OF NORTH AMERICA USA as fully and amply, to all intents and purposes, as if the same had been duly executed and acknowledged by its regularly elected officers at the principal office.

The Power of Attorney is executed and may be certified so, and may be revoked, pursuant to and by authority of Article IX, Section 9.03 of the By-Laws adopted by the Board of Directors of THE GUARANTEE COMPANY OF NORTH AMERICA USA at a meeting held on the 31<sup>st</sup> day of December, 2003. The President, or any Vice President, acting with any Secretary or Assistant Secretary, shall have power and authority:

1. To appoint Attorney(s)-in-fact, and to authorize them to execute on behalf of the Company, and attach the Seal of the Company thereto, bonds and undertakings, contracts of indemnity and other writings obligatory in the nature thereof; and
2. To revoke, at any time, any such Attorney-in-fact and revoke the authority given, except as provided below
3. In connection with obligations in favor of the Florida Department of Transportation only, it is agreed that the power and authority hereby given to the Attorney-in-Fact includes any and all consents for the release of retained percentages and/or final estimates on engineering and construction contracts required by the State of Florida Department of Transportation. It is fully understood that consenting to the State of Florida Department of Transportation making payment of the final estimate to the Contractor and/or its assignee, shall not relieve this surety company of any of its obligations under its bond.
4. In connection with obligations in favor of the Kentucky Department of Highways only, it is agreed that the power and authority hereby given to the Attorney-in-Fact cannot be modified or revoked unless prior written personal notice of such intent has been given to the Commissioner – Department of Highways of the Commonwealth of Kentucky at least thirty (30) days prior to the modification or revocation.

Further, this Power of Attorney is signed and sealed by facsimile pursuant to resolution of the Board of Directors of the Company adopted at a meeting duly called and held on the 6th day of December 2011, of which the following is a true excerpt:

RESOLVED that the signature of any authorized officer and the seal of the Company may be affixed by facsimile to any Power of Attorney or certification thereof authorizing the execution and delivery of any bond, undertaking, contracts of indemnity and other writings obligatory in the nature thereof, and such signature and seal when so used shall have the same force and effect as though manually affixed.



IN WITNESS WHEREOF, THE GUARANTEE COMPANY OF NORTH AMERICA USA has caused this instrument to be signed and its corporate seal to be affixed by its authorized officer, this 23rd day of February, 2012.

THE GUARANTEE COMPANY OF NORTH AMERICA USA

Stephen C. Ruschak, Vice President

Randall Musselman, Secretary

STATE OF MICHIGAN  
County of Oakland

On this 23rd day of February, 2012 before me came the individuals who executed the preceding instrument, to me personally known, and being by me duly sworn, said that each is the herein described and authorized officer of The Guarantee Company of North America USA; that the seal affixed to said instrument is the Corporate Seal of said Company; that the Corporate Seal and each signature were duly affixed by order of the Board of Directors of



Cynthia A. Takai  
Notary Public, State of Michigan  
County of Oakland  
My Commission Expires February 27, 2018  
Acting in Oakland County

IN WITNESS WHEREOF, I have hereunto set my hand at The Guarantee Company of North America USA offices the day and year above written.

I, Randall Musselman, Secretary of THE GUARANTEE COMPANY OF NORTH AMERICA USA, do hereby certify that the above and foregoing is a true and correct copy of a Power of Attorney executed by THE GUARANTEE COMPANY OF NORTH AMERICA USA, which is still in full force and effect.



IN WITNESS WHEREOF, I have thereunto set my hand and attached the seal of said Company this

day of

JAN 23 2015

Randall Musselman, Secretary

# CALIFORNIA ALL PURPOSE ACKNOWLEDGMENT

A notary public or other officer completing this certificate verifies only the identity of the individual who signed the document to which this certificate is attached, and not the truthfulness, accuracy, or validity of that document.

STATE OF CALIFORNIA }

COUNTY OF San Diego }

On Feb. 2, 2015 before me, Brin Ragsdale Notary Public,

Date

(here insert name and title of the officer)

personally appeared Paul M. Henderson

who proved to me on the basis of satisfactory evidence to be the person~~(s)~~ whose name~~(s)~~ is/~~are~~ subscribed to the within instrument and acknowledged to me that he/~~she/they~~ executed the same in his/~~her/their~~ authorized capacity~~(ies)~~, and that by his/~~her/their~~ signature~~(s)~~ on the instrument the person~~(s)~~, or the entity upon behalf of which the person~~(s)~~ acted, executed the instrument.

I certify under PENALTY OF PERJURY under the laws of the State of California that the foregoing paragraph is true and correct.

WITNESS my hand and official seal.



Signature: Brin Ragsdale (Seal)

OPTIONAL

Description of Attached Document

Title or Type of Document: \_\_\_\_\_ Number of Pages: \_\_\_\_\_

Document Date: \_\_\_\_\_ Other: \_\_\_\_\_



## CONTRACTOR CERTIFICATION

---

### DRUG-FREE WORKPLACE

PROJECT TITLE: AC Water Group 1006 and Storm Drain Group 1006


I hereby certify that I am familiar with the requirements of San Diego City Council Policy No. 100-17 regarding Drug-Free Workplace as outlined in the WHITEBOOK, Section 7-13.3, "Drug-Free Workplace", of the project specifications, and that;

KTA CONSTRUCTION INC.

(Name under which business is conducted)

has in place a drug-free workplace program that complies with said policy. I further certify that each subcontract agreement for this project contains language which indicates the subcontractor's agreement to abide by the provisions of subdivisions a) through c) of the policy as outlined.

Signed



Printed Name

PAUL M. HENNELSON

Title

President

# CONTRACTOR CERTIFICATION

---

## AMERICAN WITH DISABILITIES ACT (ADA) COMPLIANCE CERTIFICATION

PROJECT TITLE: AC Water Group 1006 and Storm Drain Group 1006


I hereby certify that I am familiar with the requirements of San Diego City Council Policy No. 100-4 regarding the American With Disabilities Act (ADA) outlined in the WHITEBOOK, Section 7-13.2, "American With Disabilities Act", of the project specifications, and that;

ISTA CONSTRUCTION INC.

(Name under which business is conducted)

has in place a workplace program that complies with said policy. I further certify that each subcontract agreement for this project contains language which indicates the subcontractor's agreement to abide by the provisions of the policy as outlined.

Signed



Printed Name

Paul M. Hansen

Title

President

## CONTRACTOR CERTIFICATION


### CONTRACTOR STANDARDS – PLEDGE OF COMPLIANCE

PROJECT TITLE: AC Water Group 1006 and Storm Drain Group 1006

I declare under penalty of perjury that I am authorized to make this certification on behalf of KTA CONSTRUCTION INC., as Contractor, that I am familiar with the requirements of City of San Diego Municipal Code § 22.3224 regarding Contractor Standards as outlined in the WHITEBOOK, Section 7-13.4, ("Contractor Standards"), of the project specifications, and that Contractor has complied with those requirements.

I further certify that each of the Contractor's subcontractors whose subcontracts are greater than \$50,000 in value has completed a Pledge of Compliance attesting under penalty of perjury of having complied with City of San Diego Municipal Code § 22.3224.

Dated this 2nd Day of FEBRUARY 2015.

Signed 

Printed Name Paul M. Hanson

Title PRESIDENT

**CONTRACT FORMS**  
**AGREEMENT**

**AFFIDAVIT OF DISPOSAL**

**WHEREAS**, on the \_\_\_\_\_ DAY OF \_\_\_\_\_, 2\_\_\_\_ the undersigned entered into and executed a contract with the City of San Diego, a municipal corporation, for:

\_\_\_\_\_  
AC Water Group 1006 and Storm Drain Group 1006  
(Name of Project)

as particularly described in said contract and identified as Bid No. **K-15-6267-DBB-3**; SAP No. (WBS/IO/CC) **B-14116 / B-15064**; and **WHEREAS**, the specification of said contract requires the Contractor to affirm that "all brush, trash, debris, and surplus materials resulting from this project have been disposed of in a legal manner"; and **WHEREAS**, said contract has been completed and all surplus materials disposed of:

\_\_\_\_\_  
\_\_\_\_\_  
\_\_\_\_\_

**NOW, THEREFORE**, in consideration of the final payment by the City of San Diego to said Contractor under the terms of said contract, the undersigned Contractor, does hereby affirm that all surplus materials as described in said contract have been disposed of at the following location(s)

\_\_\_\_\_  
\_\_\_\_\_  
\_\_\_\_\_

and that they have been disposed of according to all applicable laws and regulations.

Dated this \_\_\_\_\_ DAY OF \_\_\_\_\_, \_\_\_\_\_.

\_\_\_\_\_  
Contractor  
by

**ATTEST:**

State of \_\_\_\_\_  
County of \_\_\_\_\_

On this \_\_\_\_\_ DAY OF \_\_\_\_\_, 2\_\_\_\_, before the undersigned, a Notary Public in and for said County and State, duly commissioned and sworn, personally appeared \_\_\_\_\_ known to me to be the \_\_\_\_\_ Contractor named in the foregoing Release, and whose name is subscribed thereto, and acknowledged to me that said Contractor executed the said Release.

Notary Public in and for said County and State

# ATTACHMENTS

**ATTACHMENT A**  
**SCOPE OF WORK**

## SCOPE OF WORK

**1. SCOPE OF WORK:** The work involves furnishing all labor, materials, equipment, services and construction for the replacement of approximately 12,862 linear feet of existing AC water main, 40 linear feet of existing storm drain and all other work and appurtenances, including but limited to: water services, blow-off assemblies, air-vac assemblies and storm inlets. All the water main replacement will be replace-in-place in the same trench. No project specific construction plans have been prepared for the Work. The Work will include as-built research of existing utilities and verification of existing conditions. The Work will also include surveying services, the installation of curb ramps and street resurfacing and all other incidental work and appurtenances in accordance with these specifications.

**1.1.** The Work shall be performed in accordance with:

**1.1.1.** The Notice Inviting Bids inclusive.

**2. CONSTRUCTION COST:** The City's estimated construction cost for this contract is **\$3,370,000.**

**3. LOCATION OF WORK:** The location of the Work is as follows:

See location map attached in Appendix E.

**4. CONTRACT TIME:** The Contract Time for completion of the Work shall be **250 Working Days.**

**5. CONTRACTOR'S LICENSE CLASSIFICATION:** In accordance with the provisions of California Law, the Contractor shall possess valid appropriate license(s) at the time that the Bid is submitted. Failure to possess the specified license(s) shall render the Bid as **non-responsive** and shall act as a bar to award of the Contract to any Bidder not possessing required license(s) at the time of Bid.

**5.1.** The City has determined the following licensing classifications for this contract:

<b>Options</b>	<b>Classifications</b>
1	CLASS A
2	CLASS C34

**5.2.** The Bidder shall satisfy the licensing requirement by meeting at least one of the listed options.



**ATTACHMENT B**  
**PHASED FUNDING PROVISIONS**

## PHASED FUNDING PROVISIONS

### 33. PHASED FUNDING:

- 33.1.** For phased funded contracts, the City typically secures enough funds for the first 90 days of the contract prior to award. Within 10 Working Days after Bid opening date the Apparent Low Bidder must contact the Project Manager to discuss fund availability and the duration of the first phase and submit the Pre-Award Schedule to the City for approval and preparation of the first Phased Funding Schedule Agreement.
- 33.2.** The Apparent Low Bidder will be required to provide a Pre-award Schedule in accordance with 6-1, “CONSTRUCTION SCHEDULE AND COMMENCEMENT OF THE WORK” and 9-3, “PAYMENT” prior to award of Contract.
- 33.3.** If the Bid submitted by the Apparent Low Bidder is rejected by the City for any reason, then within 5 Working Days after receiving notice, the next Apparent Low Bidder must provide the Pre-Award Schedule. This process will continue until the City has selected the Apparent Low Bidder or have decided to reject all Bids.
- 33.4.** The first Phased Funding Schedule Agreement must show the fund availability for the first phase. Within 22 Working Days from the date of the Bid Opening or notice to the next Apparent Low Bidder (whichever occurs last) and once a Pre-Award Schedule is accepted by the City, the City will present the first Phased Funding Schedule Agreement to you when you are selected as the Apparent Low Bidder as defined in the City’s Municipal Code, §22.3003.
- 33.5.** At the City’s request, you must meet with the City’s project manager before execution of the first Phased Funding Schedule Agreement to discuss his or her comments and requests for revision to the Pre-Award Schedule.
- 33.6.** Your failure to perform the following may result in the Bid being rejected as **non-responsive**:
1. meet with the City’s project manager, if requested to do so, to discuss and respond to the City’s comments regarding the Pre-Award Schedule,
  2. revise the Pre-Award Schedule as requested by the City within the specified 22 Working Days timeframe, or
  3. execute the first Phased Funding Schedule Agreement within a day after receipt.

**PHASED FUNDING SCHEDULE AGREEMENT**

**Check one:**

- First Phased Funding Schedule Agreement
- Final Phased Funding Schedule Agreement

**NOTE: THIS IS A SAMPLE PHASED FUNDING SCHEDULE AGREEMENT FORM.** Particulars left blank in this sample, the total number of phases, and the amounts assigned to each phase will be filled with funding specific information as the result of the Pre-Award Schedule, and subsequent Schedules, required by these Bid Documents and approved by the City.

BID NUMBER: \_\_\_\_\_

CONTRACT OR TASK TITLE: \_\_\_\_\_

CONTRACTOR: \_\_\_\_\_

<b>Funding Phase</b>	<b>Phase Description</b>	<b>Phase Start</b>	<b>Phase Finish</b>	<b>Not-to-Exceed Amount</b>
1				\$
	<b><u>Additional phases to be added</u></b>			
	<b><u>to this form as necessary.</u></b>			
Total				\$

Notes:

- (1) City Supplement 9-3.6, "PHASED FUNDING COMPENSATION" applies.
- (2) The total of all funding phases shall be equal to the TOTAL BID PRICE as shown on BID SCHEDULE 1 - PRICES.
- (3) This PHASED FUNDING SCHEDULE AGREEMENT will be incorporated into the CONTRACT and shall only be revised by a written modification to the CONTRACT.

CITY OF SAN DIEGO

CONTRACTOR

By: \_\_\_\_\_

By: \_\_\_\_\_

Name: \_\_\_\_\_  
Project Manager

Name: \_\_\_\_\_

Department Name: \_\_\_\_\_

Title: \_\_\_\_\_

Date: \_\_\_\_\_

Date: \_\_\_\_\_

**-END OF PHASED FUNDING SCHEDULE AGREEMENT-**

**ATTACHMENT C**  
**EQUAL OPPORTUNITY CONTRACTING PROGRAM**

## **EQUAL OPPORTUNITY CONTRACTING PROGRAM**

1. To The WHITEBOOK, Chapter 10, Sections D and E, DELETE each in its entirety, and SUBSTITUTE with the following:

### **D. CITY'S EQUAL OPPORTUNITY COMMITMENT.**

#### **1. Nondiscrimination in Contracting Ordinance.**

1. The Contractor, Subcontractors and Suppliers shall comply with requirements of the City's Nondiscrimination in Contracting Ordinance, San Diego Municipal Code §§22.3501 through 22.3517.

The Contractor shall not discriminate on the basis of race, gender, religion, national origin, ethnicity, sexual orientation, age, or disability in the solicitation, selection, hiring, or treatment of subcontractors, vendors, or suppliers. The Contractor shall provide equal opportunity for subcontractors to participate in subcontracting opportunities. The Contractor understands and agrees that violation of this clause shall be considered a material breach of the contract and may result in contract termination, debarment, or other sanctions.

The Contractor shall include the foregoing clause in all contracts between the Contractor and Subcontractors and Suppliers.

2. Disclosure of Discrimination Complaints. As part of its Bid or Proposal, the Bidder shall provide to the City a list of all instances within the past 10 years where a complaint was filed or pending against Bidder in a legal or administrative proceeding alleging that Bidder discriminated against its employees, subcontractors, vendors, or suppliers, and a description of the status or resolution of that complaint, including any remedial action taken.
3. Upon the City's request, the Contractor agrees to provide to the City, within 60 days, a truthful and complete list of the names of all Subcontractors and Suppliers that the Contractor has used in the past 5 years on any of its contracts that were undertaken within San Diego County, including the total dollar amount paid by the Contractor for each subcontract or supply contract.
4. The Contractor further agrees to fully cooperate in any investigation conducted by the City pursuant to the City's Nondiscrimination in Contracting Ordinance, Municipal Code §§22.3501 through 22.3517. The Contractor understands and agrees that violation of this clause shall be considered a material breach of the Contract and may result in remedies being ordered against the Contractor up to and including contract termination, debarment and other sanctions for violation of the provisions of the Nondiscrimination in Contracting Ordinance. The Contractor further understands and agrees that the procedures, remedies and sanctions provided for in the Nondiscrimination in Contracting Ordinance apply only to violations of the Ordinance.

**E. EQUAL EMPLOYMENT OPPORTUNITY OUTREACH PROGRAM.**

1. The Contractor, Subcontractors and Suppliers shall comply with the City's Equal Employment Opportunity Outreach Program, San Diego Municipal Code §§22.2701 through 22.2707.

The Contractor shall not discriminate against any employee or applicant for employment on any basis prohibited by law. Contractor shall provide equal opportunity in all employment practices. Prime Contractor shall ensure their subcontractors comply with this program. Nothing in this section shall be interpreted to hold a prime contractor liable for any discriminatory practice of its subcontractors.

The Contractor shall include the foregoing clause in all contracts between the Contractor and Subcontractors and Suppliers.

2. If the Contract is competitively solicited, the selected Bidder shall submit a Work Force Report (Form BB05), within 10 Working Days after receipt by the Bidder of Contract forms to the City for approval as specified in the Notice of Intent to Award letter from the City.
3. If a Work Force Report is submitted, and the City determines there are under-representations when compared to County Labor Force Availability data, the selected Bidder shall submit an Equal Employment Opportunity Plan.
4. If the selected Bidder submits an Equal Employment Opportunity Plan, it shall include the following assurances:
  1. The Contractor shall maintain a working environment free of discrimination, harassment, intimidation and coercion at all sites and in all facilities at which the Contractor's employees are assigned to work.
  2. The Contractor reviews its EEO Policy, at least annually, with all on-site supervisors involved in employment decisions.
  3. The Contractor disseminates and reviews its EEO Policy with all employees at least once a year, posts the policy statement and EEO posters on all company bulletin boards and job sites, and documents every dissemination, review and posting with a written record to identify the time, place, employees present, subject matter, and disposition of meetings.
  4. The Contractor reviews, at least annually, all supervisors' adherence to and performance under the EEO Policy and maintains written documentation of these reviews.
  5. The Contractor discusses its EEO Policy Statement with subcontractors with whom it anticipates doing business, includes the EEO Policy Statement in its subcontracts, and provides such documentation to the City upon request.

6. The Contractor documents and maintains a record of all bid solicitations and outreach efforts to and from subcontractors, contractor associations and other business associations.
7. The Contractor disseminates its EEO Policy externally through various media, including the media of people of color and women, in advertisements to recruit, maintains files documenting these efforts, and provides copies of these advertisements to the City upon request.
8. The Contractor disseminates its EEO Policy to union and community organizations.
9. The Contractor provides immediate written notification to the City when any union referral process has impeded the Contractor's efforts to maintain its EEO Policy.
10. The Contractor maintains a current list of recruitment sources, including those outreaching to people of color and women, and provides written notification of employment opportunities to these recruitment sources with a record of the organizations' responses.
11. The Contractor maintains a current file of names, addresses and phone numbers of each walk-in applicant, including people of color and women, and referrals from unions, recruitment sources, or community organizations with a description of the employment action taken.
12. The Contractor encourages all present employees, including people of color and women employees, to recruit others.
13. The Contractor maintains all employment selection process information with records of all tests and other selection criteria.
14. The Contractor develops and maintains documentation for on-the-job training opportunities, participates in training programs, or both for all of its employees, including people of color and women, and establishes apprenticeship, trainee, and upgrade programs relevant to the Contractor's employment needs.
15. The Contractor conducts, at least annually, an inventory and evaluation of all employees for promotional opportunities and encourages all employees to seek and prepare appropriately for such opportunities.
16. The Contractor ensures the company's working environment and activities are non-segregated except for providing separate or single-user toilets and necessary changing facilities to assure privacy between the sexes.

**ATTACHMENT D**  
**INTENTIONALLY LEFT BLANK**



**ATTACHMENT E**  
**SUPPLEMENTARY SPECIAL PROVISIONS**

## **SUPPLEMENTARY SPECIAL PROVISIONS**

The following Supplementary Special Provisions (SSP) modifies the following documents:

- 1) Standard Specifications for Public Works Construction (The GREENBOOK) currently in effect.
  - 2) The City of San Diego Standard Specifications for Public Works Construction (The WHITEBOOK).
- 

### **SECTION 1 – TERMS, DEFINITIONS, ABBREVIATIONS, UNITS OF MEASURE, AND SYMBOLS**

#### **1-2 TERMS AND DEFINITIONS.**

**Normal Working Hours.** To the City Supplement, ADD the following:

The Normal Working Hours are 8:30 AM to 3:30 PM.

### **SECTION 2 - SCOPE AND CONTROL OF WORK**

#### **2-3.2 Self Performance.** DELETE in its entirety and SUBSTITUTE with the following:

1. You must perform, with your own organization, Contract work amounting to at least 50% of the base bid alone or base bid and any additive or deductive alternate(s) that together when added or deducted form the basis of award.
2. The self performance percentage requirement will be waived for contracts when a “B” License is required or allowed.

#### **2-5 PLANS AND SPECIFICATIONS.** To the City Supplement, DELETE in its entirety and SUBSTITUTE with the following:

Plans have not been prepared by the City for this water main and storm drain replacement contract for the purposes of bidding or construction. Specific work instruction for the replacement of the existing water mains and storm drains are provided in Appendix “H”. Appendix “H” will have the same rank as “Plans” when used in conjunction with Section 2-5.2, “Precedence of Contract Documents.”

#### **2-5.3.1 General.** To the City Supplement, ADD the following

7. For products for which an AML is available, products listed in the AML shall be used. A submittal review will be conducted for products not identified on an AML on a case-by-case basis when:
  - a) The product type or category is not in the AML.

- b) The AML does not list at least two available manufacturers of the product.
- c) The material or manufacturer listed in the AML is no longer available. Documentation to substantiate the product is no longer available or in production is required as part of the submittal.

In the case of conducting a submittal review when required by the Plans or Special Provisions, or when requested by the Engineer, all submittals shall be accompanied by the City’s submittal form.

The Product Submittal Form is available for download at:

<http://www.sandiego.gov/publicworks/edocref/index.shtml>

**2-5.3.2 Working Drawings.** TABLE 2-5.3.2(A), ADD the following:

Item	Section No.	Title	Subject
17	306-1.6	Water Valve Bypass for Mainlines 16” and Larger	SDW-154*

\*Note: The distance dimensions shown between the bypass pipes and between bypass pipes and the mainlines are subject to change to field conditions.

**2-5.4 Red-lines and Record Documents.** To the City Supplement, DELETE in its entirety and SUBSTITUTE with the following:

The Contractor shall keep accurate records, on a set of Site Maps and Schedule of Work (see Appendix “H” of the Contract Documents), of additions and deletions to the Work, and of changes in location, elevation, and character of the Work not otherwise shown or noted on Contract documents. Red-lines shall include survey information on the top of pipe elevation and location of the new water main at each intersection, mid-blocks, and for any change of elevations or main alignments, as well as the size and locations of water services shall be identified on the Red Lines. Elevations must be performed based on approved benchmarks as defined in the City of San Diego vertical control monument book. Red-lines drawings shall be coordinated with field measurements, Shop Drawings, Working Drawings, Samples, Product Data, and available records. The Contractor shall immediately give written notice of any conflicts between these documents to the City. This data shall be legibly recorded to the satisfaction of the Engineer. Records shall be kept current with entries checked by the Engineer before the Work is buried or covered. The Red-lines shall be delivered to the Engineer upon completion of the job. The Contractor’s failure to update and deliver Red-lines information including construction survey monthly to the Engineer for review and approval may result in withholding of monthly progress payments. Payments for the preparation of Red-lines drawings as described above shall be included in the various bid items.

**2-5.4.1 General.** To the City Supplement, DELETE in its entirety and SUBSTITUTE with the following:

The Contractor shall keep, to the satisfaction of the Engineer, accurate, legible, and current records on a set of Site Maps and Schedule of Work (Appendix "H" of the contract documents) of additions and deletions to the Work, and of changes in location, elevation, and character of the Work not otherwise shown or noted on Contract documents.

Red-lines shall be coordinated with field measurements, Shop Drawings, Working Drawings, Samples, Product Data, and available records. The Contractor shall immediately give written notice of any conflicts between these documents to the City.

Red-lines shall include survey information on the pipe invert elevations and coordinates of the new storm drain at the entrance and exit of new inlets. Elevations must be performed based on approved benchmarks as defined in the City of San Diego Vertical Control Record Book.

Red-lines shall be kept current with entries checked by the Engineer before the Work is buried or covered. The Contractor's failure to update and deliver Red-line information, including construction survey, monthly to the Engineer for review and approval may result in withholding of monthly progress payments.

**2-6 WORK TO BE DONE.** To the City Supplement, ADD the following:

The contractor is responsible to verify the location and the elevation of existing water mains and storm drain to be replaced as part of this contract. No survey information will be provided. New water pipe shall be replaced in place with minimum depth of cover of 3' from finished surface to top of pipe and a minimum horizontal separation from sewer mains of 10'. New storm drain shall be replaced with depths of cover indicated in the maps included in Appendix "H". The contractor shall notify the Engineer immediately if the required elevation and separation cannot be maintained for direction on the relocation of the portion in conflict.

**2-9.2 Survey Service.** DELETE in its entirety and SUBSTITUTE with the following:

The Contractor through a licensed surveyor shall perform and be responsible for the accuracy of surveying the new water and storm drain and all appurtenances. The following items shall be included in the survey file:

- All projects based on NAD83 coordinates & MSL elevations (NGVD29).
- Street center line and (record width) right-of-way will be shown.
- Project geometry (.alg) files will be generated for use in InRoads.
- 3D surface model (.DTM, break line and spot elevation) file.
- Spot Elevations of the new main at each intersection, midblock and for any change in grade

- Monuments
- Right of Way lines
- Curb Lines (top curb and gutter)
- Water Valves
- Water Meters
- Water Vaults/Manholes
- Fire Hydrants
- Storm Drain Inlets

The Contractor shall use the above survey information to produce the Red-lines drawings as described in section 2-5.4 “Red-lines and Record Documents.” The Survey information shall be provided to the Engineer on a CD along with the Red-lines drawings.

Full compensation for performing survey service on the new water main shall be included in the contract Bid item for “Survey Service”.

**2-9.4 Line and Grade.** DELETE in its entirety and SUBSTITUTE with the following:

The Contractor is responsible for line and grade measurements based on potholing information. Survey information will not be provided by the City of San Diego. The mains in this project shall be replaced in place using the same line and grade as existing, unless indicated otherwise in the information provided in Appendix “H”; if conflicts occur or minimum depth of cover and separation cannot be maintained as defined in 5-1. Any conflicts or variations from existing line and grade must be reported and approved by the engineer. In the absence of such report, the contractor shall be responsible for any error in the grade of the Work.

## SECTION 4 - CONTROL OF MATERIALS

**4-1.3.6 Preapproved Materials.** To the City Supplement, ADD the following:

3. You shall submit in writing a list of all products to be incorporated in the Work that are on the AML.

**4-1.6 Trade Names or Equals.** ADD the following:

You must submit your list of proposed substitutions for “an equal” (“or equal”) item(s) **no less than 15 Working Days prior to Bid due date** and on the City’s Product Submittal Form available at:

<http://www.sandiego.gov/publicworks/edocref/index.shtml>

## SECTION 5 - UTILITIES

**5-1 LOCATION.** To the City Supplement, DELETE in its entirety and SUBSTITUTE with the following:

The Contractor shall determine locations and elevations of all active and abandoned underground utilities in the Project area that may affect Project construction activities. The Contractor shall provide all required information for the construction or relocation of all public or private utilities that shall be constructed or relocated as a result of this Project. The Contractor shall coordinate utility facility and equipment shutdown requirements with the Engineer.

The City does not warrant the accuracy or completeness of the location and type of existing utilities and substructures shown on the provided as-built drawings. The Contractor is responsible to accurately locate, by potholing or other suitable methods, all existing utilities such as service connections and substructures including the existing water and sewer main that called out to be replaced as part of this contract and as shown on the as-built drawings and marked out by Underground Service Alert (USA), to prevent damage to such facilities and to identify any conflicts with the proposed work.

The Contractor shall fill all potholes on the same day of excavation, and, if no trenching is performed within 10 Working Days, fully restore all potholes and any damaged surrounding areas to their original condition unless otherwise allowed by the Engineer.

The Contractor shall notify the Engineer, in writing, of any conflicts between existing utilities and the proposed work a minimum of 7 Working Days, and 500' in advance of the work to provide adequate time, and space for any changes to the work needed to avoid unforeseen conflicts. The Contractor shall perform utility location far enough in advance of the Work to provide the written notification specified in this section.

The written notification shall include; date of utility location, method of utility location, type, size, and material of utility, horizontal location (to the nearest Station), depth for existing pavement or ground surface to top and bottom of utility, suspected ownership of utility, and the date on which any conflict with the utility will impact the critical path(s).

For existing utilities shown on the As-Built drawings or marked out by USA, the Contractor shall not be entitled to an extension of Contract Time or compensation for delay if direction is provided by the Engineer within 7 Working Days from receipt of the Contractor's written notification of the utility conflict. If the Engineer does not provide direction to the Contractor within the 7 Working Days, an extension of Contract Time may be granted in accordance with Section 6, beginning on the eighth Working Day after receipt of the Contractor's written notification.

If an underground utility is uncovered or revealed at or contiguous to the Site which was not indicated in the Contract Documents and which the Contractor could not reasonably have been expected to be aware of, the Contractor shall identify the utility owner of such underground utility and give written notice thereof to that utility owner and the City.

When the Construction Documents provide for the Contractor to alter, relocate, or reconstruct a utility, temporary or permanent relocation or alteration of indicated utilities requested by the Contractor for its convenience shall be its responsibility, and the Contractor shall make all arrangements.

Nothing herein shall be deemed to require the City to indicate the presence of existing service laterals or appurtenances when the presence of such utilities on the Project Site can be inferred from the presence of other visible facilities, such as buildings, meter and junction boxes, on or adjacent to the site of construction.

**ADD:**

**5-1.1 As-built Research by the Contractor.** The Contractor shall perform the necessary research on existing as-built drawings, including contacting utility companies and requesting mark-outs and verifying existing conditions, crossing utilities, and potential conflicts.

For the convenience of the Contractor and to assist in performing the research necessary for the replacement of the existing water main, the City has performed preliminary research on the as-built drawings for dry and wet utilities including the existing water and storm drain to be replaced as part of this contract. Information is available in Appendix (H). These drawings are for reference only and may not be considered Plans and do not necessarily represent actual conditions that will be encountered in performing the Work.

**5-4 RELOCATION.** DELETE the second paragraph and SUBSTITUTE the following:

The Contractor shall alter, relocate, and reconstruct all city utilities, including water and sewer connections, as necessary to construct the Project. For non-city utilities, The Contractor shall contact and coordinate alteration, relocation, or reconstruction of gas, electric, cable, and telephone service connections with the owner of those utilities.

**5-5 DELAYS.** ADD the following:

The contractor shall not be entitled to an extension of the Contract Time or to compensation for Extra Work or delay attributable to utility or substructure relocations or alterations when the existing utilities or substructures were:

- a) identified in the Contract Documents, utility records, as-built and record drawings, or other relevant records and archives pertaining to utility locations that the Contractor could reasonably have been expected to be aware of; or
- b) marked out by USA.

**5-7 PAYMENT.** To the City Supplement, ADD the following:

Payment for performing as-built drawings research and coordination with the utility agencies shall be included in the various Bid items.

## **SECTION 6 - PROSECUTION, PROGRESS AND ACCEPTANCE OF WORK**

**6-7.1 General.** To the City Supplement, ADD the following:

5. For Water projects where shutdowns of 16 inch and larger pipes are required, there is a shutdown moratorium from May until October. Contractor shall plan and schedule work accordingly. No additional payment or working days will be granted for delays due to this moratorium.
6. 30 Working days for full depth asphalt final mill and resurfacing work required per SDG-107.

## **SECTION 7 - RESPONSIBILITIES OF THE CONTRACTOR**

**7-3 LIABILITY INSURANCE.** DELETE in its entirety and SUBSTITUTE with the following:

The insurance provisions herein must not be construed to limit your indemnity obligations contained in the Contract.

**7-3.1 Policies and Procedures.**

1. You must procure the insurance described below, at its sole cost and expense, to provide coverage against claims for loss including injuries to persons or damage to property, which may arise out of or in connection with the performance of the Work by you, your agents, representatives, officers, employees or Subcontractors.
2. Insurance coverage for property damage resulting from your operations is on a replacement cost valuation. The market value will not be accepted.
3. You must maintain this insurance for the duration of this contract and at all times thereafter when you are correcting, removing, or replacing Work in accordance with this contract. Your liabilities under the Contract, e.g., your indemnity obligations, is not deemed limited to the insurance coverage required by this contract.
4. Payment for insurance is included in the various items of Work as bid by you, and except as specifically agreed to by the City in writing, you are not entitled to any additional payment. Do not begin any work under this contract until you have provided and the City has approved all required insurance.
5. Policies of insurance must provide that the City is entitled to 30 days (10 days for cancellation due to non-payment of premium) prior written notice of cancellation or non-renewal of the policy. Maintenance of specified insurance coverage is a material element of the Contract. Your failure to maintain or renew coverage or to provide evidence of renewal during the term of the Contract may be treated by the City as a material breach of the Contract.



**7-3.2 Types of Insurance.**

**7-3.2.1 Commercial General Liability Insurance.**

1. Commercial General Liability Insurance must be written on the current version of the ISO Occurrence form CG 00 01 07 98 or an equivalent form providing coverage at least as broad.
2. The policy must cover liability arising from premises and operations, XCU (explosions, underground, and collapse), independent contractors, products/completed operations, personal injury and advertising injury, bodily injury, property damage, and liability assumed under an insured’s contract (including the tort liability of another assumed in a business contract).
3. There must be no endorsement or modification limiting the scope of coverage for either “insured vs. insured” claims or contractual liability. You must maintain the same or equivalent insurance for at least 10 years following completion of the Work.
4. All costs of defense must be outside the policy limits. Policy coverage must be in liability limits of not less than the following:

<u>General Annual Aggregate Limit</u>	<u>Limits of Liability</u>
Other than Products/Completed Operations	\$2,000,000
Products/Completed Operations Aggregate Limit	\$2,000,000
Personal Injury Limit	\$1,000,000
Each Occurrence	\$1,000,000

**7-3.2.2 Commercial Automobile Liability Insurance.**

1. You must provide a policy or policies of Commercial Automobile Liability Insurance written on the current version of the ISO form CA 00 01 12 90 or later version or equivalent form providing coverage at least as broad in the amount of \$1,000,000 combined single limit per accident, covering bodily injury and property damage for owned, non-owned, and hired automobiles (“Any Auto”).
2. All costs of defense must be outside the limits of the policy.

**7-3.3 Rating Requirements.** Except for the State Compensation Insurance Fund, all insurance required by this contract as described herein must be carried only by responsible insurance companies with a rating of, or equivalent to, at least “A-, VI” by A.M. Best Company, that are authorized by the California Insurance Commissioner to do business in the State, and that have been approved by the City.

**7-3.3.1 Non-Admitted Carriers.** The City will accept insurance provided by non-admitted, “surplus lines” carriers only if the carrier is authorized to do business in the State and is included on the List of Approved Surplus Lines Insurers (LASLI list).

All policies of insurance carried by non-admitted carriers must be subject to all of the requirements for policies of insurance provided by admitted carriers described herein.

**7-3.4 Evidence of Insurance.** Furnish to the City documents e.g., certificates of insurance and endorsements evidencing the insurance required herein, and furnish renewal documentation prior to expiration of this insurance. Each required document must be signed by the insurer or a person authorized by the insurer to bind coverage on its behalf. We reserve the right to require complete, certified copies of all insurance policies required herein.

**7-3.5 Policy Endorsements.**

**7-3.5.1 Commercial General Liability Insurance.**

**7-3.5.1.1 Additional Insured.**

- a) You must provide at your expense policy endorsement written on the current version of the ISO Occurrence form CG 20 10 11 85 or an equivalent form providing coverage at least as broad.
- b) To the fullest extent allowed by law e.g., California Insurance Code §11580.04, the policy must be endorsed to include the City and its respective elected officials, officers, employees, agents, and representatives as additional insured.
- c) The additional insured coverage for projects for which the Engineer's Estimate is \$1,000,000 or more must include liability arising out of: (a) Ongoing operations performed by you or on your behalf, (b) your products, (c) your work, e.g., your completed operations performed by you or on your behalf, or (d) premises owned, leased, controlled, or used by you.
- d) The additional insured coverage for projects for which the Engineer's Estimate is less than \$1,000,000 must include liability arising out of: (a) Ongoing operations performed by you or on your behalf, (b) your products, or (c) premises owned, leased, controlled, or used by you.

**7-3.5.1.2 Primary and Non-Contributory Coverage.** The policy must be endorsed to provide that the coverage with respect to operations, including the completed operations, if appropriate, of the Named Insured is primary to any insurance or self-insurance of the City and its elected officials, officers, employees, agents and representatives. Further, it must provide that any insurance maintained by the City and its elected officials, officers, employees, agents and representatives must be in excess of your insurance and must not contribute to it.

**7-3.5.1.3 Project General Aggregate Limit.** The policy or policies must be endorsed to provide a Designated Construction Project General Aggregate Limit that will apply only to the Work. Only claims payments which arise from the Work must reduce the Designated Construction Project General Aggregate Limit. The Designated Construction Project General Aggregate Limit must be in addition to the aggregate limit provided for the products-completed operations hazard.

**7-3.5.2 Commercial Automobile Liability Insurance.**

**7-3.5.2.1 Additional Insured.** Unless the policy or policies of Commercial Auto Liability Insurance are written on an ISO form CA 00 01 12 90 or a later version of this form or equivalent form providing coverage at least as broad, the policy must be endorsed to include the City and its respective elected officials, officers, employees, agents, and representatives as additional insured, with respect to liability arising out of automobiles owned, leased, hired or borrowed by you or on your behalf. This endorsement is limited to the obligations permitted by California Insurance Code §11580.04.

**7-3.6 Deductibles and Self-Insured Retentions.** You must pay for all deductibles and self-insured retentions. You must disclose deductibles and self-insured retentions to the City at the time the evidence of insurance is provided.

**7-3.7 Reservation of Rights.** The City reserves the right, from time to time, to review your insurance coverage, limits, deductibles and self-insured retentions to determine if they are acceptable to the City. The City will reimburse you, without overhead, profit, or any other markup, for the cost of additional premium for any coverage requested by the Engineer but not required by this contract.

**7-3.8 Notice of Changes to Insurance.** You must notify the City 30 days prior to any material change to the policies of insurance provided under this contract.

**7-3.9 Excess Insurance.** Policies providing excess coverage must follow the form of the primary policy or policies e.g., all endorsements.

**7-4 WORKERS' COMPENSATION INSURANCE.** DELETE in its entirety and SUBSTITUTE with the following:

**7-4.1 Workers' Compensation Insurance and Employers Liability Insurance.**

1. In accordance with the provisions of §3700 of the California Labor Code, you must provide at your expense Workers' Compensation Insurance and Employers Liability Insurance to protect you against all claims under applicable state workers compensation laws. The City, its elected officials, and employees will not be responsible for any claims in law or equity occasioned by your failure to comply with the requirements of this section.

2. Limits for this insurance must be not less than the following:

<u>Workers' Compensation</u>	<u>Statutory Employers Liability</u>
Bodily Injury by Accident	\$1,000,000 each accident
Bodily Injury by Disease	\$1,000,000 each employee
Bodily Injury by Disease	\$1,000,000 policy limit

3. By signing and returning the Contract you certify that you are aware of the provisions of §3700 of the Labor Code which require every employer to be insured against liability for worker's compensation or to undertake self-insurance in accordance with the provisions of that code and you must

comply with such provisions before commencing the Work as required by §1861 of the California Labor Code.

**7-4.1.1 Waiver of Subrogation.** The policy or policies must be endorsed to provide that the insurer will waive all rights of subrogation against the City, and its respective elected officials, officers, employees, agents, and representatives for losses paid under the terms of the policy or policies and which arise from work performed by the Named Insured for the City.

**7-8.6 Water Pollution Control.** ADD the following:

1. Based on a preliminary assessment by the City, the Contract is subject to WPCP.

**7-10.5.3 Steel Plate Covers.** Table 7-10.5.3(A), REVISE the plate thickness for 5'-3" trench width to read 1 3/4".

**7-15 INDEMNIFICATION AND HOLD HARMLESS AGREEMENT.** To the City Supplement, fourth paragraph, last sentence, DELETE in its entirety and SUBSTITUTE with the following:

Your duty to indemnify and hold harmless does not include any claims or liability arising from the established active or sole negligence, or willful misconduct of the City, its officers, or employees.

**7-16 COMMUNITY LIASON.** To the City Supplement, DELETE in its entirety and SUSBTITUTE with the following:

**ADD:**

**7-16 COMMUNITY OUTREACH.**

**7-16.1 General.**

1. To ensure consistency with the City's community outreach plan for the project, the City will work with the Contractor to inform the public (which includes, but is not limited to, property owners, renters, homeowners, business owners, recreational users, and other community members and stakeholders) of construction impacts. Efforts by the Contractor to mitigate construction impacts by communicating with the public require close coordination and cooperation with the City.
2. The Contractor will perform the community outreach activities required throughout the Contract Time.
3. The Contractor shall closely coordinate the Work with the businesses, institutions, residents and property owners impacted by the Project. Example duties of the Contractor include notification to the businesses, institutions and residents of the commencement of construction activities not less than 5 days in advance, coordination of access for vehicular and pedestrian traffic to businesses, institutions and residences impacted by the Project, reporting of

Contractor activities at all Project progress meetings scheduled by the Engineer, attendance to the Project Pre-construction Meeting, attendance at 2 community meetings, response to community questions and complaints related to Contractor activities, and written documentation including logging in all inquiries and complaints received into the City's Public Contact Log located on the City's SDSShare site:

<http://sdshare/forums/ecp/PITS/pict/Lists/Public%20Contact%20Log/AllItems.aspx>

4. The Contractor shall execute the Information Security Policy Acknowledgement Form - For Non-City Employees within 15 days of the award of the Contract if:
  - a) The contact information for the Contractor is made available on any outreach materials or;
  - b) The Contractor will be the primary point of contact to resolve project related inquiries and complaints.

5. Electronic Communication.

All inquiries and complaints will be logged in to the City's SDSShare site within 24 hours of receipt of inquiries and complaints.

Any updates or a resolution of inquiries, and complaints shall be documented in the City's SDSShare site within 24 hours.

Copies of email communications shall be saved on to the City's SDSShare site as individually as an Outlook Message Format (\*.msg).

All graphics, photos, and other electronic files associated with the inquiries and or complaints shall be saved into the individual record.

6. **When specified**, present your Exclusive Community Liaison to the Engineer, in writing, within 15 days of the award of the Contract.

**7-16.2 Submittals.**

1. The Contractor shall submit to the Resident Engineer, for review and approval, all drafts of letters, notices, postcards, door hangers, signs, mailing lists, proposed addresses for hand-delivery, and any other notices and letters that are to be mailed and or distributed to the public.
  - a. Prior to distributing or mailing, the Contractor shall submit final drafts of letters, notices, postcards, door hangers, signs, and any other notices and letters to the Resident Engineer for final review and approval.
  - b. After distributing or mailing, the Contractor shall submit verification of delivery and any copies of returned notices to the Resident Engineer.
2. The Contractor will use the City's SDSShare site to identify and summarize communications (via phone, in person, and email) with the public the

within 24 hours of receipt, even if the Contractor's response to the individual is still incomplete. The Contractor will upload to the City's SDShare site copies of all written, electronic, and verbal communications and conversations with the public.

**7-16.3 Public Notice by Contractor.**

1. Furnish and distribute public notices in the form of door hangers using the City's format to all occupants and/or property owners along streets where Work is to be performed at least 5 days before starting the Work as directed by the Resident Engineer.
2. For all Work on private property, contact each owner and occupant individually a minimum of 15 days prior to the Work. If the Work has been delayed, re-notify owners and occupants of the new Work schedule, as directed by the Resident Engineer.

**7-16.4 Quality Assurance.**

1. During the course of community outreach, the Contractor shall ensure the character of all persons that conduct community outreach (distributing door hangers, attending community meetings, interacting with the public, etc.), on behalf of the Contractor:
  - a. Have the ability to speak and comprehend English and/or Spanish, as appropriate for the community or public they are informing,
  - b. Possess and display easily verifiable and readable personal identification that identifies the person as an employee of the Contractor,
  - c. Have the interpersonal skills to effectively, professionally, and tactfully represent the project, Contractor, and City to the public.

**7-16.5 Communications with the Public.**

1. The Contractor shall provide updates on construction impacts to the Resident Engineer. The Contractor shall notify the Resident Engineer in advance about time-sensitive construction impacts and may be required to distribute construction impact notices to the public on short notice.
2. The Contractor shall incorporate community outreach activities related to construction impacts in the baseline schedule and update the Resident Engineer with each week's submittal of the Three-Week Look Ahead Schedule.
3. At the request of the Resident Engineer, the Contractor shall attend and participate in project briefings at community meetings.
4. The Contractor shall coordinate with the Resident Engineer on all responses and actions taken to address public inquiries and complaints within 24-hours that they are received.

**7-16.6****Communications with Media.**

1. The City may allow members of the media access to its construction site(s) on a case-by-case basis only.
2. Occasionally, members of the media may show up at construction sites, uninvited. Members of the media (including, but not limited to newspaper, magazine, radio, television, bloggers, and videographers) do not have the legal right to be in the construction site without the City's permission.
3. In the event media representatives arrive near or on the construction site(s), the Contractor shall keep them off the site(s), in a courteous and professional manner, until a Public Information Officer is available to meet them at an approved location.
4. The Contractor shall report all members of the media visits to the Resident Engineer as quickly as possible, so that the City's Public Information Officer can meet with the members of the media at the construction site(s).
5. If the City allows members of the media to access a construction site, the Contractor shall allow the City to escort the media representatives while they are on the construction site and shall ensure their safety.
6. The Contractor shall require media representatives to sign in and out of the Site Visitor Log and to use Personal Protective Equipment.
7. The Contractor has a right to speak to members of the media about its company and its role on the project. All other questions shall be referred to the City.

**7-16.7**

**Exclusive Community Liaison Services.** If directed to conduct Exclusive Community Liaison Services, the Contractor shall retain an Exclusive Community Liaison for the Project whose sole responsibilities will be as follows:

1. Develop a contact list of community, tenants, property owners, and agencies with a stake in the project.
2. Notify businesses, institutions, property owners, and residents of the commencement of construction activities and utility service interruptions not less than 5 days in advance.
3. Coordinate access for vehicular and pedestrian traffic to businesses, institutions and residences impacted by the Project.
4. Prepare and present of materials in coordination with the Resident Engineer (the City's standards and guidelines for the communication materials are available for review by Bidders by sending a request to the Contract Specialist).
5. Respond to community questions and complaints related to Contractor activities.

6. Write, edit, update, or produce brochures, pamphlets and news releases.
7. Provide standard telephone inquiries and e-mail responses:
  - a) Respond to telephone calls and e-mails from the public.
  - b) Record calls and e-mails on the City's SDSShare site.
8. Report Exclusive Community Liaison activities at all progress meetings scheduled by the Resident Engineer.
9. Attendance at pre-construction, community and stakeholders meetings.

**7-16.7.1 Exclusive Community Liaison Work Plan.** The Work plan for the Exclusive Community Liaison shall address the items of Work specified in these specifications. Present your Exclusive Community Liaison and submit your exclusive community outreach plan (in writing) **as specified** within 15 days of the Award of the Contract.

**7-16.8 Payment.** The Payment for the community outreach and public notices is included in the various Bid items. The payment for exclusive community liaison is in the bid item for "Exclusive Community Liaison Services" when provided as a separate Bid item."

**7-20 ELECTRONIC COMMUNICATION.** ADD the following:

Virtual Project Manager will be used on this contract.

## **SECTION 8 - FACILITIES FOR AGENCY PERSONNEL**

**8-2 FIELD OFFICE FACILITIES.** To the City Supplement, DELETE in its entirety.

## **SECTION 9 - MEASUREMENT AND PAYMENT**

**9-3.2.5 Withholding of Payment.** To the City Supplement, item i), DELETE in its entirety and SUBSTITUTE with the following:

- i) Your failure to comply with 7-2.3, "PAYROLL RECORDS" and 2-16, "CONTRACTOR REGISTRATION AND ELECTRONIC REPORTING SYSTEM."

**ADD:**

**9-3.7 Compensation Adjustments for Price Index Fluctuations.** This Contract is not subject to the provisions of The WHITEBOOK for Compensation Adjustments for Price Index Fluctuations for the paving asphalt.



**SECTION 203 – BITUMINOUS MATERIALS**

**203-15 RUBBER POLYMER MODIFIED SLURRY (RPMS).** To the City Supplement, CORRECT section numbering as follows:

<b>OLD SECTION NUMBER</b>	<b>TITLE</b>	<b>NEW SECTION NUMBER</b>
<b>203-15</b>	<b>RUBBER POLYMER MODIFIED SLURRY (RPMS)</b>	<b>203-16</b>
<b>203-15.1</b>	<b>General</b>	<b>203-16.1</b>
<b>203-15.2</b>	<b>Materials</b>	<b>203-16.2</b>
<b>203-15.3</b>	<b>Composition and Grading</b>	<b>203-16.3</b>
<b>203-15.4</b>	<b>Mix Design</b>	<b>203-16.4</b>

ADD the following:

RPMS shall be used on this contract.

**SECTION 207 – PIPE**

**207-9.2.3 Fittings.** To the City Supplement, ADD the following:

8. Flange gaskets shall be 3.2mm (1/8") thick acrylic or aramid fibers bound with nitrile for all sizes of pipe. Gaskets shall be full-face type with pre-punched holes free of asbestos material. All insulating flange kits require full face gaskets.

**207-17.2.3 Pipe Manufacturer.** To the City Supplement, DELETE in its entirety and SUBSTITUTE with the following:

PVC products as manufactured or distributed by J-M Manufacturing Company shall not be used on the Contract for pressurized pipe **unless specified otherwise.**

**207-26.4 Butterfly Valves.** To the City Supplement, Paragraph (2), DELETE the last sentence.

To the City Supplement, Paragraph (3), DELETE in its entirety and SUBSTITUTE with the following:

3. The operator shall be manual with a 2” (50 mm) square operating nut, and shall open the valve when turned counterclockwise.

**207-27 FUSIBLE NON-PRESSURE POLYVINYLCHLORIDE PIPE.** DELETE in its entirety.

## SECTION 212 - LANDSCAPE AND IRRIGATION MATERIALS

### ADD:

**212-3.2.2.3 Trench Marker Tape.** To the City Supplement, DELETE in its entirety and SUBSTITUTE with the following:

- a) Trench marker tape shall be 6” wide and consist of a minimum 5.0 mil, five-ply 100% virgin polyethylene which is acid, alkaline and corrosion resistant. Elongation properties and tensile strength of not less than 7,800 psi shall be in accordance with ASTM D882-80A. The trench marker tape for water lines shall have a minimum 20 gauge solid aluminum foil core, adhered to a 2.55 mil polyethylene backing.
- b) Tape color and legend shall be placed beneath the top protective layer subject to the following:
  1. Blue with “Caution Potable Water Line Buried Below” for Water mainlines and over pipe sleeves.
  2. Purple with “Caution Recycled/Reclaimed Water Line Buried Below” for recycled water irrigation mainlines.
  3. Red with “Caution Electric Line Buried Below” for electrical lines servicing the irrigation system, including, but not limited to, 110/220v power to irrigation controllers and pumps, communication cables and irrigation direct burial control wires to remote control valves.
  4. Green with “Caution Sewer Line Buried Below” for Sewer mainlines and over pipe sleeves.

## SECTION 300 – EARTHWORK

**300-1.4 Payment.** To the City Supplement, paragraph (2), DELETE in its entirety and SUBSTITUTE with the following:

2. Payment for existing pavement removal and disposal of up to 12” thick, within the excavation e.g., trench limits, shall be included in the Bid item for installation of the mains or the Work item that requires pavement removal.

## SECTION 302 – ROADWAY SURFACING

**302-3 PREPARATORY REPAIR WORK.** To the City Supplement, DELETE in its entirety and SUBSTITUTE with the following:

**302-3 PREPARATORY REPAIR WORK.**

1. Prior to roadway resurfacing or the application of slurry, the Contractor shall complete all necessary preparation and repair work to the road segment e.g.,

tree trimming, weed spray, weed abatement, crack sealing, asphalt repair, hump removal, miscellaneous asphalt patching, removal of raised pavement markers, removal of pavement markings, etc. and as specified in the Special Provisions.

2. Preparatory work shall include, but not be limited to, tree trimming, weed spray, weed abatement, crack sealing, asphalt repair i.e., mill and pave, hump removal, miscellaneous asphalt patching, removal of raised pavement markers, removal of pavement markings, etc.
3. The Contractor shall repair areas of distressed asphalt concrete pavement by milling or removing damaged areas of pavement to a minimum depth of 2” for Residential streets, and a minimum depth of 3” for all others to expose firm and unyielding pavement. The Contractor shall prepare subgrade as needed and install a minimum of 2” for residential streets, and a minimum of 3” for all others, of compacted asphalt concrete pavement over compacted native material as directed by the Engineer.
4. If, in order to achieve the minimum specified depth, the base material is exposed, the material shall be compacted to 95% relative compaction to a depth 10” below the finished grade (dig out). Compaction tests shall be made to ensure compliance with the specifications. The Engineer will determine when and where the test will occur. The City will pay for the soils testing required by the Engineer, which meets the required compaction. The Contractor shall reimburse the City for the cost of retesting failing compaction tests. If additional base material is required, the Contractor shall use Class 2 Aggregate Base in accordance with 200-2.2, “Crushed Aggregate Base.”
5. Recycled base material shall conform to Crushed Miscellaneous Base Material in accordance with 200-2.4, “Crushed Miscellaneous Aggregate Base.”
6. Prior to replacing asphalt, the area shall be cleaned by removing all loose and damaged material, moisture, dirt, and other foreign matter and shall be tack coated in accordance with 302-5.4 “Tack Coat.”
7. The Contractor shall install new asphalt within the repair area or for patches in accordance with 302-5, “ASPHALT CONCRETE PAVEMENT.” Asphalt concrete shall be C2-PG 64-10 in compliance with 400-4, “ASPHALT CONCRETE.”
8. No preparatory asphalt work shall be done when the atmospheric temperature is below 50 °F or during unsuitable weather.
9. Following the asphalt placement, the Contractor shall roll the entire area of new asphalt in both directions at least twice. The finished patch shall be level and smooth in compliance with 302-5.6.2 “Density and Smoothness.” After placement and compaction of the asphalt patch, the Contractor shall seal all finished edges with a 4” wide continuous band of SS-1H.

10. The minimum dimension for each individual repair shall be 4' x 4' and shall be subject to the following conditions:
  - a) If the base material is exposed to achieve the required minimum removal thickness, the base material shall be prepared conforming to 301-1, "SUBGRADE PREPARATION."
  - b) When additional base material is required, then the contractor shall use Class 2 Aggregate Base in accordance with 200-2.2, "Crushed Aggregate Base." Recycled base material shall conform to Crushed Miscellaneous Base Material in accordance with 200-2.4, "Crushed Miscellaneous Aggregate Base."
  - c) The Contractor may use grinding as a method for removal of deteriorated pavement when the areas indicated for removal are large enough (a minimum of the machine drum width) and when approved by the Engineer.
  - d) For both scheduled and unscheduled base repairs, failed areas may be removed by milling or by excavation provided that the edges are cut cleanly with a saw. The areas shall be cleaned and tack coated in accordance with 302-5.4, "Tack Coat" before replacing the asphalt. The areas for scheduled repairs have been marked on the street.

### **302-3.1 Asphalt Patching.**

1. Asphalt patching shall consist of patching potholes, gutter-line erosion, and other low spots in the pavement that are deeper than ½" per 302-5.6.2, "Density and Smoothness." These areas are generally smaller and more isolated than those areas in need of mill and pave.
2. The areas requiring patching have been identified in the Contract Documents, marked on the streets, or as directed by the Engineer. The Contractor shall identify any new areas that may require patching prior to slurry work to ensure the smoothness and quality of the finished product.
3. The Contractor shall identify and repair any areas that may require patching, prior to the placement of slurry seal for smooth finished product.
4. Asphalt overlay shall not be applied over deteriorated pavement. Preparatory asphalt work shall be completed and approved by the Engineer before proceeding with asphalt overlay.
5. The Contractor shall remove distressed asphalt pavement either by saw cutting or milling, to expose firm and unyielding pavement; prepare subgrade (as needed); and install compacted asphalt concrete pavement over compacted native material as directed by the Engineer.
6. Prior to replacing asphalt, the area shall be cleaned and tack coated per 302-5.4, "Tack Coat".

7. Following the asphalt placement, the Contractor shall roll the entire patch in both directions covering the patch at least twice.
8. After placement and compaction of the asphalt patch, the Contractor shall seal all finished edges with a 4" wide continuous band of SS-1H.
9. Base repairs shall not exceed 20% RAP in content.

**302-3.2 Payment.**

1. Payment for replacement of existing pavement when required shall be included in the unit bid price for Asphalt Pavement repair for the total area replaced and no additional payment shall be made regardless of the number of replacements completed. No payment shall be made for areas of over excavation or outside trench areas in utility works unless previously approved by the Engineer. No payment for pavement replacement will be made when the damage is due to the Contractor's failure to protect existing improvements. The Contractor shall reimburse the City for the cost of retesting all failing compaction tests.
2. The areas and quantities shown on the road segments and in appendices are given only for the Contractor's aid in planning the Work and preparing Bids. The Engineer will designate the limits to be removed and these designated areas shall be considered to take precedent over the area shown in an Appendix to the Contract Documents. The quantities shown in the appendices are based on a street assessment survey and may vary.
3. At the end of each day, the Contractor shall submit to the Engineer an itemized list of the asphalt pavement repair work completed. The list shall include the location of the work and the exact square footage of the repair.
4. Preparatory repair work and tack coating will be paid at the Contract unit price per ton for Asphalt Pavement Repair. No payment shall be made for areas of over excavation unless previously approved by the Engineer.
5. Milling shall be included in the Bid item for Asphalt Pavement Repair unless separate Bid item has been provided.
6. Payment for miscellaneous asphalt patching shall be included in the Contract unit price for slurry and no additional payment shall be made therefore.

**302-5.1.1 Damaged AC Pavement Replacement.** To the City Supplement, DELETE in its entirety.

**302-5.1.2 Measurement and Payment.** To the City Supplement, DELETE in its entirety.

**302-5.2.1 Measurement and Payment.** To the City Supplement, item c), ADD the following:

Imported Subgrade material shall be paid per bid item "Imported Backfill".

**SECTION 306 – UNDERGROUND CONDUIT CONSTRUCTION**

**306-1 OPEN TRENCH OPERATIONS.** To the City Supplement, CORRECT certain section numbering as follows:

<b>OLD SECTION NUMBER</b>	<b>TITLE</b>	<b>NEW SECTION NUMBER</b>
<b>306-1.8</b>	<b>House Connection Sewer (Laterals) and Cleanouts</b>	<b>306-1.9</b>
<b>306-1.7.1</b>	<b>Payment</b>	<b>306-1.9.1</b>
<b>306-1.7.2</b>	<b>Sewer Lateral with Private Replumbing</b>	<b>306-1.9.2</b>
<b>306-1.7.2.1</b>	<b>Location</b>	<b>306-1.9.2.1</b>
<b>306-1.7.2.2</b>	<b>Permits</b>	<b>306-1.9.2.2</b>
<b>306-1.7.2.3</b>	<b>Submittals</b>	<b>306-1.9.2.3</b>
<b>306-1.7.2.4</b>	<b>Trenchless Construction</b>	<b>306-1.9.2.4</b>
<b>306-1.7.2.5</b>	<b>Payment</b>	<b>306-1.9.2.5</b>
<b>306-1.7.3.6</b>	<b>Private Pump Installation</b>	<b>306-1.9.2.6</b>
<b>306-1.7.3.7</b>	<b>Payment</b>	<b>306-1.9.2.7</b>

**306-1.1.1 General.** ADD the following:

Build the Project in accordance with the water high lining phasing shown in Appendix “H”.

**306-1.4.5 Water Pressure Test.** To the City Supplement, Paragraph (2), DELETE and SUBSTITUE with:

- Pressure testing of pipe and fittings at the lowest elevation shall be performed at 150% of the specified test pressure and no less than 100% of the specified test pressure at the highest elevation.

Specified test pressure for Class 235 pipe will be 150 psi

Specified test pressure for Class 305 pipe will be 200 psi

**306-1.6 Basis of Payment for Open Trench Installations.** ADD the following:

Payment for imported backfill when the Contractor elects to import material from a source outside the project limits and when authorized by the Engineer shall be included in the Bid unit price for Imported Backfill. The price shall include the removal and disposal of unsuitable materials.

**306-1.8.3 Polyurethane Lining.** To the City Supplement, item 5, DELETE in its entirety

**306-22 PIPE FUSION.** DELETE in its entirety.

## SECTION 705 – WATER DISCHARGES

- 705-2.6.1**      **General. Paragraph (3),** CORRECT reference to Section 803 to read “Section 703.”
- 705-2.6.3**      **Community Health and Safety Plan.** To the City Supplement, DELETE in its entirety and SUBSTITUTE with the following:
- 705-2.6.3**      **Community Health and Safety Plan.** See 703-2, “Community Health and Safety Plan.”

## SECTION 707 – RESOURCE DISCOVERIES

### ADD:

- 707-1.1**      **Environmental Document.** The City of San Diego Environmental Analysis Section (EAS) of the Development Services Department has prepared a **Notice of Exemption** for **Water and Sewer Group 1006**, as referenced in the Contract Appendix. You must comply with all requirements of the Notice of Exemption as set forth in the Contract Appendix A.

Compliance with the City’s environmental document is included in the various Bid items, unless a bid item has been provided.

## SECTION 708 – ASBESTOS MATERIALS

- 708-6**      **PAYMENT.** To the City Supplement, DELETE in its entirety and SUBSTITUTE with the following:

Payment for the handling and disposal of asbestos-containing pipe materials shall be included in the cost for installation of 8-inch Water Mains.

## END OF SUPPLEMENTARY SPECIAL PROVISIONS (SSP)

**SUPPLEMENTARY SPECIAL PROVISIONS**

**APPENDICES**



**APPENDIX A**  
**NOTICE OF EXEMPTION**

NOTICE OF EXEMPTION

(Check one or both)

TO: X RECORDER/COUNTY CLERK
P.O. BOX 1750, MS A-33
1600 PACIFIC HWY, ROOM 260
SAN DIEGO, CA 92101-2422

FROM: CITY OF SAN DIEGO
DEVELOPMENT SERVICES DEPARTMENT
1222 FIRST AVENUE, MS 501
SAN DIEGO, CA 92101

OFFICE OF PLANNING AND RESEARCH
1400 TENTH STREET, ROOM 121
SACRAMENTO, CA 95814

WBS NO.: B-14116.02.06

PROJECT TITLE: Water and Sewer Group 1006

PROJECT LOCATION-SPECIFIC: The project is located within the public right-of-way along portions of the following streets within the Mid-City: Eastern Area Community Plan area (Council District 4): Vista Grande Drive, Loma Alta Drive, Marlowe Drive, Veronica Avenue, Nassau Drive, Aragon Drive, 69th Street, Suffolk Drive, Waite Drive, Rockland Street, Duchess Street, and Racine Road.

PROJECT LOCATION-CITY/COUNTY: San Diego/San Diego

DESCRIPTION OF NATURE, PURPOSE, AND BENEFICIARIES OF PROJECT: The project would replace a total of 13,210 linear feet (2.5 miles) of water and sewer mains consisting of the replacement of approximately 12,784 linear feet (LF) of 6-inch and 8-inch asbestos cement pipe water mains with 8-inch polyvinyl chloride (PVC) piping, and replacement of approximately 426 LF of 6- and 8-inch vitrified clay pipe sewer mains with 8-inch PVC piping. Associated improvements would include replacement of existing manholes within the sewer main alignment to be replaced, application of slurry seal, and construction of 56 curb ramps in accordance with Americans with Disability Act (ADA) regulations. Additionally, a 40 foot segment of existing 18" CMP storm drain will be replaced in place. Replacement of storm drain, water and sewer mains and manholes would occur within the existing trench alignments and same location at the same depths as the existing infrastructure.

NAME OF PUBLIC AGENCY APPROVING PROJECT: City of San Diego

NAME OF PERSON OR AGENCY CARRYING OUT PROJECT: Jeff Soriano, Associate Civil Engineer
City of San Diego Public Works - Engineering & Capital Projects
525 B Street, Suite 750, San Diego, CA 92101
Tel: (619) 533-4131

EXEMPT STATUS: (CHECK ONE)

- ( ) MINISTERIAL (SEC. 21080(b)(1); 15268);
( ) DECLARED EMERGENCY (SEC. 21080(b)(3); 15269(a));
( ) EMERGENCY PROJECT (SEC. 21080(b)(4); 15269 (b)(c))
(X) CATEGORICAL EXEMPTION: 15302(c) [Replacement or Reconstruction], 15303 [New Construction] and 15304(f) [Minor Alterations to Land]
( ) STATUTORY EXEMPTIONS:

REASONS WHY PROJECT IS EXEMPT: The City of San Diego conducted an environmental review and has determined the project meets the categorical exemption criteria set forth in CEQA State Guidelines, Sections 15302(c), which allows for replacement or reconstruction of existing utility systems and/or facilities where the new structure will be located on the same site as the structure replaced and will have substantially the same purpose and capacity as the structure replaced, including replacement or reconstruction of existing utility systems and/or facilities involving negligible or no expansion of capacity (i.e. replacement/reconstruction of existing sewer and water mains and manholes); 15303, which allows for construction and location of limited numbers of new, small facilities or structures (i.e. new curb ramps); 15304(f), which allows minor public alterations in the condition of land which do not involve removal of healthy, mature, scenic trees, including minor trenching and backfilling where the surface is restored (i.e. trenching for water and sewer main replacement and slurry seal application); and where the exceptions listed in Section 15300.2 would not apply. All work would occur within previously

disturbed soils within the public right-of-way and existing utility easements. No sensitive vegetation would be removed. The project meets all the categorical exemption criteria listed above.

LEAD AGENCY CONTACT PERSON: ANNA L. MCPHERSON, AICP

TELEPHONE: 619-446-5276

IF FILED BY APPLICANT:

- 1. ATTACH CERTIFIED DOCUMENT OF EXEMPTION FINDING.
- 2. HAS A NOTICE OF EXEMPTION BEEN FILED BY THE PUBLIC AGENCY APPROVING THE PROJECT?  
 YES       NO

*Anna L. McPherson*

SENIOR PLANNER

SIGNATURE/TITLE

*September 1, 2014*  
(DATE)

CHECK ONE:

- SIGNED BY LEAD AGENCY
- SIGNED BY APPLICANT

DATE RECEIVED FOR FILING AT OPR:

**APPENDIX B**  
**FIRE HYDRANT METER PROGRAM**

<b>CITY OF SAN DIEGO CALIFORNIA DEPARTMENT INSTRUCTIONS</b>	<b>NUMBER DI 55.27</b>	<b>DEPARTMENT Water Department</b>
<b>SUBJECT  FIRE HYDRANT METER PROGRAM (FORMERLY: CONSTRUCTION METER PROGRAM)</b>	<b>PAGE 1 OF 10</b>	<b>EFFECTIVE DATE  October 15, 2002</b>
	<b>SUPERSEDES DI 55.27</b>	<b>DATED April 21, 2000</b>

1. **PURPOSE**

- 1.1 To establish a Departmental policy and procedure for issuance, proper usage and charges for fire hydrant meters.

2. **AUTHORITY**

- 2.1 All authorities and references shall be current versions and revisions.
- 2.2 San Diego Municipal Code (NC) Chapter VI, Article 7, Sections 67.14 and 67.15
- 2.3 Code of Federal Regulations, Safe Drinking Water Act of 1986
- 2.4 California Code of Regulations, Titles 17 and 22
- 2.5 California State Penal Code, Section 498B.0
- 2.6 State of California Water Code, Section 110, 500-6, and 520-23
- 2.7 Water Department Director

**Reference**

- 2.8 State of California Guidance Manual for Cross Connection Programs
- 2.9 American Water Works Association Manual M-14, Recommended Practice for Backflow Prevention
- 2.10 American Water Works Association Standards for Water Meters
- 2.11 U.S.C. Foundation for Cross Connection Control and Hydraulic Research Manual

3. **DEFINITIONS**

- 3.1 **Fire Hydrant Meter:** A portable water meter which is connected to a fire hydrant for the purpose of temporary use. (These meters are sometimes referred to as Construction Meters.)

<b>CITY OF SAN DIEGO CALIFORNIA DEPARTMENT INSTRUCTIONS</b>	<b>NUMBER DI 55.27</b>	<b>DEPARTMENT Water Department</b>
<b>SUBJECT  FIRE HYDRANT METER PROGRAM (FORMERLY: CONSTRUCTION METER PROGRAM)</b>	<b>PAGE 2 OF 10</b>	<b>EFFECTIVE DATE  October 15, 2002</b>
	<b>SUPERSEDES DI 55.27</b>	<b>DATED April 21, 2000</b>

- 3.2 **Temporary Water Use:** Water provided to the customer for no longer than twelve (12) months.
- 3.3 **Backflow Preventor:** A Reduced Pressure Principal Assembly connected to the outlet side of a Fire Hydrant Meter.

4. **POLICY**

- 4.1 The Water Department shall collect a deposit from every customer requiring a fire hydrant meter and appurtenances prior to providing the meter and appurtenances (see Section 7.1 regarding the Fees and Deposit Schedule). The deposit is refundable upon the termination of use and return of equipment and appurtenances in good working condition.
- 4.2 Fire hydrant meters will have a 2 ½" swivel connection between the meter and fire hydrant. The meter shall not be connected to the 4" port on the hydrant. All Fire Hydrant Meters issued shall have a Reduced Pressure Principle Assembly (RP) as part of the installation. Spanner wrenches are the only tool allowed to turn on water at the fire hydrant.
- 4.3 The use of private hydrant meters on City hydrants is prohibited, with exceptions as noted below. All private fire hydrant meters are to be phased out of the City of San Diego. All customers who wish to continue to use their own fire hydrant meters must adhere to the following conditions:
  - a. Meters shall meet all City specifications and American Water Works Association (AWWA) standards.
  - b. Customers currently using private fire hydrant meters in the City of San Diego water system will be allowed to continue using the meter under the following conditions:
    - 1. The customer must submit a current certificate of accuracy and calibration results for private meters and private backflows annually to the City of San Diego, Water Department, Meter Shop.

<b>CITY OF SAN DIEGO CALIFORNIA DEPARTMENT INSTRUCTIONS</b>	<b>NUMBER DI 55.27</b>	<b>DEPARTMENT Water Department</b>
<b>SUBJECT  FIRE HYDRANT METER PROGRAM (FORMERLY: CONSTRUCTION METER PROGRAM)</b>	<b>PAGE 3 OF 10</b>	<b>EFFECTIVE DATE  October 15, 2002</b>
	<b>SUPERSEDES DI 55.27</b>	<b>DATED April 21, 2000</b>

2. The meter must be properly identifiable with a clearly labeled serial number on the body of the fire hydrant meter. The serial number shall be plainly stamped on the register lid and the main casing. Serial numbers shall be visible from the top of the meter casing and the numbers shall be stamped on the top of the inlet casing flange.
3. All meters shall be locked to the fire hydrant by the Water Department, Meter Section (see Section 4.7).
4. All meters shall be read by the Water Department, Meter Section (see Section 4.7).
5. All meters shall be relocated by the Water Department, Meter Section (see Section 4.7).
6. These meters shall be tested on the anniversary of the original test date and proof of testing will be submitted to the Water Department, Meter Shop, on a yearly basis. If not tested, the meter will not be allowed for use in the City of San Diego.
7. All private fire hydrant meters shall have backflow devices attached when installed.
8. The customer must maintain and repair their own private meters and private backflows.
9. The customer must provide current test and calibration results to the Water Department, Meter Shop after any repairs.
10. When private meters are damaged beyond repair, these private meters will be replaced by City owned fire hydrant meters.

<b>CITY OF SAN DIEGO CALIFORNIA DEPARTMENT INSTRUCTIONS</b>	<b>NUMBER DI 55.27</b>	<b>DEPARTMENT Water Department</b>
<b>SUBJECT  FIRE HYDRANT METER PROGRAM (FORMERLY: CONSTRUCTION METER PROGRAM)</b>	<b>PAGE 4 OF 10</b>	<b>EFFECTIVE DATE  October 15, 2002</b>
	<b>SUPERSEDES DI 55.27</b>	<b>DATED April 21, 2000</b>

11. When a private meter malfunctions, the customer will be notified and the meter will be removed by the City and returned to the customer for repairs. Testing and calibration results shall be given to the City prior to any re-installation.
  12. The register shall be hermetically sealed straight reading and shall be readable from the inlet side. Registration shall be in hundred cubic feet.
  13. The outlet shall have a 2 ½ “National Standards Tested (NST) fire hydrant male coupling.
  14. Private fire hydrant meters shall not be transferable from one contracting company to another (i.e. if a company goes out of business or is bought out by another company).
- 4.4 All fire hydrant meters and appurtenances shall be installed, relocated and removed by the City of San Diego, Water Department. All City owned fire hydrant meters and appurtenances shall be maintained by the City of San Diego, Water Department, Meter Services.
- 4.5 If any fire hydrant meter is used in violation of this Department Instruction, the violation will be reported to the Code Compliance Section for investigation and appropriate action. Any customer using a fire hydrant meter in violation of the requirements set forth above is subject to fines or penalties pursuant to the Municipal Code, Section 67.15 and Section 67.37.
- 4.6 **Conditions and Processes for Issuance of a Fire Hydrant Meter**
- Process for Issuance
- a. Fire hydrant meters shall only be used for the following purposes:
    1. Temporary irrigation purposes not to exceed one year.



<b>CITY OF SAN DIEGO CALIFORNIA DEPARTMENT INSTRUCTIONS</b>	<b>NUMBER DI 55.27</b>	<b>DEPARTMENT Water Department</b>
<b>SUBJECT  FIRE HYDRANT METER PROGRAM (FORMERLY: CONSTRUCTION METER PROGRAM)</b>	<b>PAGE 5 OF 10</b>	<b>EFFECTIVE DATE  October 15, 2002</b>
	<b>SUPERSEDES DI 55.27</b>	<b>DATED April 21, 2000</b>

2. Construction and maintenance related activities (see Tab 2).
  - b. No customer inside or outside the boundaries of the City of San Diego Water Department shall resell any portion of the water delivered through a fire hydrant by the City of San Diego Water Department.
  - c. The City of San Diego allows for the issuance of a temporary fire hydrant meter for a period not to exceed 12 months (365 days). An extension can only be granted in writing from the Water Department Director for up to 90 additional days. A written request for an extension by the consumer must be submitted at least 30 days prior to the 12 month period ending. No extension shall be granted to any customer with a delinquent account with the Water Department. No further extensions shall be granted.
  - d. Any customer requesting the issuance of a fire hydrant meter shall file an application with the Meter Section. The customer must complete a "Fire Hydrant Meter Application" (Tab 1) which includes the name of the company, the party responsible for payment, Social Security number and/or California ID, requested location of the meter (a detailed map signifying an exact location), local contact person, local phone number, a contractor's license (or a business license), description of specific water use, duration of use at the site and full name and address of the person responsible for payment.
  - e. At the time of the application the customer will pay their fees according to the schedule set forth in the Rate Book of Fees and Charges, located in the City Clerk's Office. All fees must be paid by check, money order or cashiers check, made payable to the City Treasurer. Cash will not be accepted.
  - f. No fire hydrant meters shall be furnished or relocated for any customer with a delinquent account with the Water Department.
  - g. After the fees have been paid and an account has been created, the

<b>CITY OF SAN DIEGO CALIFORNIA DEPARTMENT INSTRUCTIONS</b>	<b>NUMBER DI 55.27</b>	<b>DEPARTMENT Water Department</b>
<b>SUBJECT  FIRE HYDRANT METER PROGRAM (FORMERLY: CONSTRUCTION METER PROGRAM)</b>	<b>PAGE 6 OF 10</b>	<b>EFFECTIVE DATE  October 15, 2002</b>
	<b>SUPERSEDES DI 55.27</b>	<b>DATED April 21, 2000</b>

meter shall be installed within 48 hours (by the second business day). For an additional fee, at overtime rates, meters can be installed within 24 hours (within one business day).

#### 4.7 Relocation of Existing Fire Hydrant Meters

- a. The customer shall call the Fire Hydrant Meter Hotline (herein referred to as “Hotline”), a minimum of 24 hours in advance, to request the relocation of a meter. A fee will be charged to the existing account, which must be current before a work order is generated for the meter’s relocation.
- b. The customer will supply in writing the address where the meter is to be relocated (map page, cross street, etc). The customer must update the original Fire Hydrant Meter Application with any changes as it applies to the new location.
- c. Fire hydrant meters shall be read on a monthly basis. While fire hydrant meters and backflow devices are in service, commodity, base fee and damage charges, if applicable, will be billed to the customer on a monthly basis. If the account becomes delinquent, the meter will be removed.

#### 4.8 Disconnection of Fire Hydrant Meter

- a. After ten (10) months a “Notice of Discontinuation of Service” (Tab 3) will be issued to the site and the address of record to notify the customer of the date of discontinuance of service. An extension can only be granted in writing from the Water Department Director for up to 90 additional days (as stated in Section 4.6C) and a copy of the extension shall be forwarded to the Meter Shop Supervisor. If an extension has not been approved, the meter will be removed after twelve (12) months of use.
- b. Upon completion of the project the customer will notify the Meter Services office via the Hotline to request the removal of the fire hydrant meter and appurtenances. A work order will be generated

<b>CITY OF SAN DIEGO CALIFORNIA DEPARTMENT INSTRUCTIONS</b>	<b>NUMBER DI 55.27</b>	<b>DEPARTMENT Water Department</b>
<b>SUBJECT  FIRE HYDRANT METER PROGRAM (FORMERLY: CONSTRUCTION METER PROGRAM)</b>	<b>PAGE 7 OF 10</b>	<b>EFFECTIVE DATE  October 15, 2002</b>
	<b>SUPERSEDES DI 55.27</b>	<b>DATED April 21, 2000</b>

for removal of the meter.

- c. Meter Section staff will remove the meter and backflow prevention assembly and return it to the Meter Shop. Once returned to the Meter Shop the meter and backflow will be tested for accuracy and functionality.
- d. Meter Section Staff will contact and notify Customer Services of the final read and any charges resulting from damages to the meter and backflow or its appurtenance. These charges will be added on the customer's final bill and will be sent to the address of record. Any customer who has an outstanding balance will not receive additional meters.
- e. Outstanding balances due may be deducted from deposits and any balances refunded to the customer. Any outstanding balances will be turned over to the City Treasurer for collection. Outstanding balances may also be transferred to any other existing accounts.

5. **EXCEPTIONS**

- 5.1 Any request for exceptions to this policy shall be presented, in writing, to the Customer Support Deputy Director, or his/her designee for consideration.

6. **MOBILE METER**

- 6.1 Mobile meters will be allowed on a case by case basis. All mobile meters will be protected by an approved backflow assembly and the minimum requirement will be a Reduced Pressure Principal Assembly. The two types of Mobile Meters are vehicle mounted and floating meters. Each style of meters has separate guidelines that shall be followed for the customer to retain service and are described below:

- a) **Vehicle Mounted Meters:** Customer applies for and receives a City owned Fire Hydrant Meter from the Meter Shop. The customer mounts the meter on the vehicle and brings it to the Meter Shop for

<b>CITY OF SAN DIEGO CALIFORNIA DEPARTMENT INSTRUCTIONS</b>	<b>NUMBER DI 55.27</b>	<b>DEPARTMENT Water Department</b>
<b>SUBJECT  FIRE HYDRANT METER PROGRAM (FORMERLY: CONSTRUCTION METER PROGRAM)</b>	<b>PAGE 8 OF 10</b>	<b>EFFECTIVE DATE  October 15, 2002</b>
	<b>SUPERSEDES DI 55.27</b>	<b>DATED April 21, 2000</b>

inspection. After installation is approved by the Meter Shop the vehicle and meter shall be brought to the Meter Shop on a monthly basis for meter reading and on a quarterly basis for testing of the backflow assembly. Meters mounted at the owner's expense shall have the one year contract expiration waived and shall have meter or backflow changed if either fails.

b) **Floating Meters:** Floating Meters are meters that are not mounted to a vehicle. **(Note: All floating meters shall have an approved backflow assembly attached.)** The customer shall submit an application and a letter explaining the need for a floating meter to the Meter Shop. The Fire Hydrant Meter Administrator, after a thorough review of the needs of the customer, (i.e. number of jobsites per day, City contract work, lack of mounting area on work vehicle, etc.), may issue a floating meter. At the time of issue, it will be necessary for the customer to complete and sign the "Floating Fire Hydrant Meter Agreement" which states the following:

- 1) The meter will be brought to the Meter Shop at 2797 Caminito Chollas, San Diego on the third week of each month for the monthly read by Meter Shop personnel.
- 2) Every other month the meter will be read and the backflow will be tested. This date will be determined by the start date of the agreement.

If any of the conditions stated above are not met the Meter Shop has the right to cancel the contract for floating meter use and close the account associated with the meter. The Meter Shop will also exercise the right to refuse the issuance of another floating meter to the company in question.

Any Fire Hydrant Meter using reclaimed water shall not be allowed use again with any potable water supply. The customer shall incur the cost of replacing the meter and backflow device in this instance.

<b>CITY OF SAN DIEGO CALIFORNIA DEPARTMENT INSTRUCTIONS</b>	<b>NUMBER DI 55.27</b>	<b>DEPARTMENT Water Department</b>
<b>SUBJECT  FIRE HYDRANT METER PROGRAM (FORMERLY: CONSTRUCTION METER PROGRAM)</b>	<b>PAGE 9 OF 10</b>	<b>EFFECTIVE DATE  October 15, 2002</b>
	<b>SUPERSEDES DI 55.27</b>	<b>DATED April 21, 2000</b>

7. **FEE AND DEPOSIT SCHEDULES**

7.1 **Fees and Deposit Schedules:** The fees and deposits, as listed in the Rate Book of Fees and Charges, on file with the Office of the City Clerk, are based on actual reimbursement of costs of services performed, equipment and materials. These deposits and fees will be amended, as needed, based on actual costs. Deposits, will be refunded at the end of the use of the fire hydrant meter, upon return of equipment in good working condition and all outstanding balances on account are paid. Deposits can also be used to cover outstanding balances.

All fees for equipment, installation, testing, relocation and other costs related to this program are subject to change without prior notification. The Mayor and Council will be notified of any future changes.

8. **UNAUTHORIZED USE OF WATER FROM A HYDRANT**

8.1 Use of water from any fire hydrant without a properly issued and installed fire hydrant meter is theft of City property. Customers who use water for unauthorized purposes or without a City of San Diego issued meter will be prosecuted.

8.2 If any unauthorized connection, disconnection or relocation of a fire hydrant meter, or other connection device is made by anyone other than authorized Water Department personnel, the person making the connection will be prosecuted for a violation of San Diego Municipal Code, Section 67.15. In the case of a second offense, the customer's fire hydrant meter shall be confiscated and/or the deposit will be forfeited.

8.3 Unauthorized water use shall be billed to the responsible party. Water use charges shall be based on meter readings, or estimates when meter readings are not available.

8.4 In case of unauthorized water use, the customer shall be billed for all applicable charges as if proper authorization for the water use had been obtained, including but not limited to bi-monthly service charges, installation charges and removal charges.

<b>CITY OF SAN DIEGO CALIFORNIA DEPARTMENT INSTRUCTIONS</b>	<b>NUMBER DI 55.27</b>	<b>DEPARTMENT Water Department</b>
<b>SUBJECT  FIRE HYDRANT METER PROGRAM (FORMERLY: CONSTRUCTION METER PROGRAM)</b>	<b>PAGE 10 OF 10</b>	<b>EFFECTIVE DATE  October 15, 2002</b>
	<b>SUPERSEDES DI 55.27</b>	<b>DATED April 21, 2000</b>

- 8.5 If damage occurs to Water Department property (i.e. fire hydrant meter, backflow, various appurtenances), the cost of repairs or replacements will be charged to the customer of record (applicant).

**Larry Gardner  
Water Department Director**

- Tabs: 1. Fire Hydrant Meter Application  
2. Construction & Maintenance Related Activities With No Return To Sewer  
3. Notice of Discontinuation of Service

### **APPENDIX**

**Administering Division:** Customer Support Division

**Subject Index:** Construction Meters  
Fire Hydrant  
Fire Hydrant Meter Program  
Meters, Floating or Vehicle Mounted  
Mobile Meter  
Program, Fire Hydrant Meter

**Distribution:** DI Manual Holders



# Application for Fire (EXHIBIT A) Hydrant Meter

(For Office Use Only)

NS REQ	FAC#
DATE	BY

METER SHOP (619) 527-7449

## Meter Information

Application Date	Requested Install Date:
------------------	-------------------------

Fire Hydrant Location: (Attach Detailed Map//Thomas Bros. Map Location or Construction drawing.) Zip:	T.B.	G.B. (CITY USE)
Specific Use of Water:		
Any Return to Sewer or Storm Drain, If so, explain:		
Estimated Duration of Meter Use:		<input type="checkbox"/> Check Box if Reclaimed Water

## Company Information

Company Name:			
Mailing Address:			
City:	State:	Zip:	Phone: ( )
*Business license#		*Contractor license#	
A Copy of the Contractor's license OR Business License is required at the time of meter issuance.			
Name and Title of Billing Agent: <small>(PERSON IN ACCOUNTS PAYABLE)</small>			Phone: ( )
Site Contact Name and Title:			Phone: ( )
Responsible Party Name:			Title:
Cal ID#			Phone: ( )
Signature:		Date:	
Guarantees Payment of all Charges Resulting from the use of this Meter. Insures that employees of this Organization understand the proper use of Fire Hydrant Meter			

<b>Fire Hydrant Meter Removal Request</b>		Requested Removal Date:
Provide Current Meter Location if Different from Above:		
Signature:	Title:	Date:
Phone: ( )	Pager: ( )	

City Meter	Private Meter
Contract Acct #:	Deposit Amount: <b>\$ 936.00</b> Fees Amount: <b>\$ 62.00</b>
Meter Serial #	Meter Size: <b>05</b> Meter Make and Style: <b>6-7</b>
Backflow #	Backflow Size: Backflow Make and Style:
Name: AC Water Group 1006 and Storm Drain Group 1006 Appendix B - Fire Hydrant Meter Program	Signature: Date: 75   Page

**WATER USES WITHOUT ANTICIPATED CHARGES FOR RETURN TO SEWER**

Auto Detailing  
Backfilling  
Combination Cleaners (Vactors)  
Compaction  
Concrete Cutters  
Construction Trailers  
Cross Connection Testing  
Dust Control  
Flushing Water Mains  
Hydro Blasting  
Hydro Seeing  
Irrigation (for establishing irrigation only; not continuing irrigation)  
Mixing Concrete  
Mobile Car Washing  
Special Events  
Street Sweeping  
Water Tanks  
Water Trucks  
Window Washing

**Note:**

1. If there is any return to sewer or storm drain, then sewer and/or storm drain fees will be charges.



Date

Name of Responsible Party  
Company Name and Address  
Account Number: \_\_\_\_\_

Subject:           Discontinuation of Fire Hydrant Meter Service

Dear Water Department Customer:

The authorization for use of Fire Hydrant Meter # \_\_\_\_\_, located at *(Meter Location Address)* ends in 60 days and will be removed on or after *(Date Authorization Expires)*. Extension requests for an additional 90 days must be submitted in writing for consideration 30 days prior to the discontinuation date. If you require an extension, please contact the Water Department, or mail your request for an extension to:

City of San Diego  
Water Department  
Attention: Meter Services  
2797 Caminito Chollas  
San Diego, CA 92105-5097

Should you have any questions regarding this matter, please call the Fire Hydrant Hotline at (619) \_\_\_\_\_ - \_\_\_\_\_.

Sincerely,

Water Department

## **APPENDIX C**

### **MATERIALS TYPICALLY ACCEPTED BY CERTIFICATE OF COMPLIANCE**

## Materials Typically Accepted by Certificate of Compliance

1. Soil amendment
2. Fiber mulch
3. PVC or PE pipe up to 16 inch diameter
4. Stabilizing emulsion
5. Lime
6. Preformed elastomeric joint seal
7. Plain and fabric reinforced elastomeric bearing pads
8. Steel reinforced elastomeric bearing pads
9. Waterstops (Special Condition)
10. Epoxy coated bar reinforcement
11. Plain and reinforcing steel
12. Structural steel
13. Structural timber and lumber
14. Treated timber and lumber
15. Lumber and timber
16. Aluminum pipe and aluminum pipe arch
17. Corrugated steel pipe and corrugated steel pipe arch
18. Structural metal plate pipe arches and pipe arches
19. Perforated steel pipe
20. Aluminum underdrain pipe
21. Aluminum or steel entrance tapers, pipe downdrains, reducers, coupling bands and slip joints
22. Metal target plates
23. Paint (traffic striping)
24. Conductors
25. Painting of electrical equipment
26. Electrical components
27. Engineering fabric
28. Portland Cement
29. PCC admixtures
30. Minor concrete, asphalt
31. Asphalt (oil)
32. Liquid asphalt emulsion
33. Epoxy

**APPENDIX D**  
**SAMPLE CITY INVOICE**

City of San Diego, Field Engineering Div., 9485 Aero Drive, SD CA 92123						Contractor's Name:					
Project Name:						Contractor's Address:					
SAP No. (WBS/IO/CC):											
City Purchase Order No. :						Contractor's Phone #:			Invoice No.		
Resident Engineer (RE):						Contractor's Fax #:			Invoice Date:		
RE Phone#:			RE Fax#:			Contact Name:			Billing Period:		
Item #	Item Description	Contract Authorization				Previous Estimate		This Estimate		Totals to Date	
		Unit	Qty	Price	Extension	%/QTY	Amount	% / QTY	Amount	% / QTY	Amount
1	2 Parallel 4" PVC C900	LF	1,380	\$34.00	\$46,920.00						
2	48" Primary Steel Casing	LF	500	\$1,000.00	\$500,000.00						
3	2 Parallel 12" Secondary Steel	LF	1,120	\$53.00	\$59,360.00						
4	Construction and Rehab of PS 49	LS	1	\$150,000.00	\$150,000.00						
5	Demo	LS	1	\$14,000.00	\$14,000.00						
6	Install 6' High Chain Link Fence	LS	1	\$5,600.00	\$5,600.00						
7	General Site Restoration	LS	1	\$3,700.00	\$3,700.00						
8	10" Gravity Sewer	LF	10	\$292.00	\$2,920.00						
9	4" Blow Off Valves	EA	2	\$9,800.00	\$19,600.00						
10	Bonds	LS	1	\$16,000.00	\$16,000.00						
11	Field Orders	AL	1	80,000	\$80,000.00						
11.1	Field Order 1	LS	5,500	\$1.00	\$5,500.00						
11.2	Field Order 2	LS	7,500	\$1.00	\$7,500.00						
11.3	Field Order 3	LS	10,000	\$1.00	\$10,000.00						
11.4	Field Order 4	LS	6,500	\$1.00	\$6,500.00						
12	Certified Payroll	LS	1	\$1,400.00	\$1,400.00						
<b>CHANGE ORDERS</b>											
Change Order 1			4,890								
Items 1-4					\$11,250.00						
Item 5-Deduct Bid Item 3		LF	120	-\$53.00	(\$6,360.00)						
Change Order 2			160,480								
Items 1-3					\$95,000.00						
Item 4 Deduct Bid Item 1		LF	380	-\$340.00	(\$12,920.00)						
Item 5-Encrease bid Item 9		LF	8	\$9,800.00	\$78,400.00						
Change Order 3 (Close Out)			-121,500								
Item 1 Deduct Bid Item 3			53	-500.00	(\$26,500.00)						
Item 2 Deduct Bid Item 4		LS	-1	45,000.00	(\$45,000.00)						
Items 3-9			1	-50,500.00	(\$50,500.00)						
<b>SUMMARY</b>								Total This	\$ -	Total Billed	\$0.00
A. Original Contract Amount						<b>Retention and/or Escrow Payment Schedule</b>					
B. Approved Change Order 1 Thru 3						Total Retention Required as of this billing					
C. Total Authorized Amount (A+B)						Previous Retention Withheld in PO or in Escrow					
D. Total Billed to Date						Add'l Amt to Withhold in PO/Transfer in Escrow:					
E. Less Total Retention (5% of D)						Amt to Release to Contractor from PO/Escrow:					
F. Less Total Previous Payments											
G. Payment Due Less Retention						Contractor Signature and Date:					
H. Remaining Authorized Amount											

**APPENDIX E**  
**LOCATION MAP**

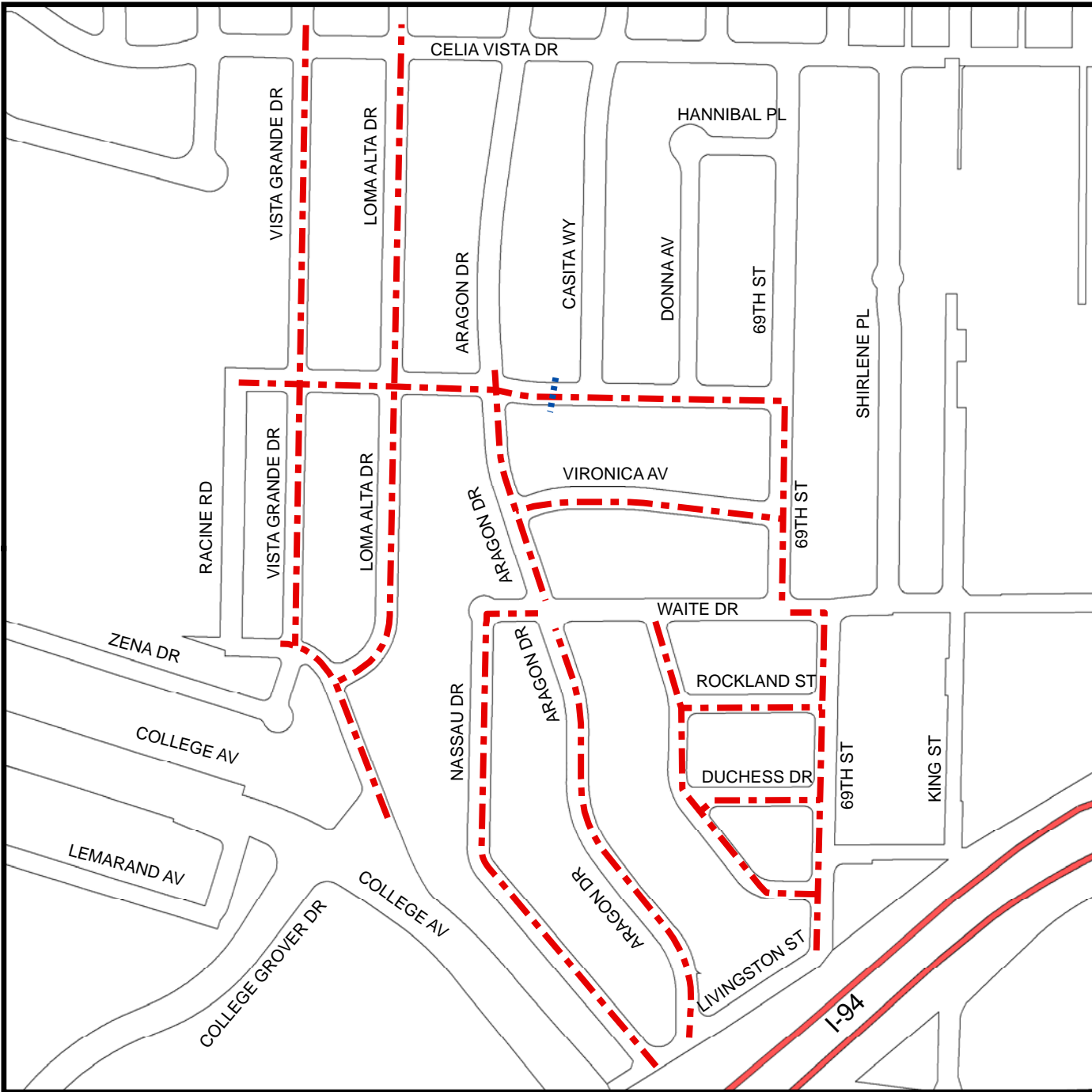
# AC WATER GROUP 1006 AND STORM DRAIN GROUP 1006

SENIOR ENGINEER  
WENDY GAMBOA  
619-235-1971

PROJECT MANAGER  
JEFF SORIANO  
619-533-4131

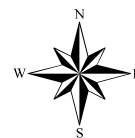
PROJECT ENGINEER  
MAHYAR NAVIZI  
619-235-1978

CONSTRUCTION PROJECT  
INFORMATION LINE  
(619) 533-4207



## Legend

- - - - - STORM DRAIN REPLACEMENT
- - - - - WATER MAIN REPLACEMENT



83 | Page No Scale



THIS MAP/DATA IS PROVIDED WITHOUT WARRANTY OF ANY KIND, EITHER EXPRESS OR IMPLIED, INCLUDING, BUT NOT LIMITED TO, THE IMPLIED WARRANTIES OR MERCHANTABILITY AND FITNESS FOR A PARTICULAR PURPOSE. Note: This product may contain information reproduced with permission granted by RAND MCNALLY & COMPANY to SanGIS. This map is copyrighted by RAND MCNALLY & COMPANY. It is unlawful to copy or reproduce all or any part thereof, whether for personal use or resale, without the prior, written permission of RAND MCNALLY & COMPANY.

**APPENDIX F**  
**INTENTIONALLY LEFT BLANK**



**APPENDIX G**  
**HYDROSTATIC DISCHARGE FORM**

**Hydrostatic Discharge Requirements Certification** (Discharge Events  $\geq$  325,850 gpd)

All discharge activities related to this project comply with the Regional Water Quality Control Board (RWQCB) Order No. R9-2010-0003, General Permit for Discharges of Hydrostatic Test Water and Potable Water to Surface Water and Storm Drains as referenced by ([http://www.waterboards.ca.gov/sandiego/board\\_decisions/adopted\\_orders/2010/R9-2010-0003.pdf](http://www.waterboards.ca.gov/sandiego/board_decisions/adopted_orders/2010/R9-2010-0003.pdf)), and as follows:

Discharged water has been dechlorinated to below **0.1** (mg/l) level; and effluent has been maintained between **6 and 9** (pH) based on:

*Is Discharge Within Limits?*

**Comment/Action Taken**

Event #	Discharge Date	Item Tested	Duration	Amount (gpd)	Description of the Proposed Discharge	Method and Test Result	Is Discharge Within Limits?		Comment/Action Taken
							YES	NO	
		Chlorine							
		pH							
		Chlorine							
		pH							
		Chlorine							
		pH							
		Chlorine							
		pH							

**Qualified Personnel Conducting Tests (Print Name):**

**SAP No.(s):**

**\*Signed:**

**Project Name:**

\* By signing, I hereby certify and affirm under penalty of perjury that all of the statements and conditions for hydrostatic discharge events are correct.

Have any thresholds been exceeded? Per Order No. R9-2010-0003, would this be a reportable discharge and must be reported **within 24 hours** of the event? [Reportable discharge would include violation of maximum gallons per day, any upset which exceeds any effluent limit]

**APPENDIX H**  
**SITE MAPS AND SCHEDULE OF WORK**

APPENDIX "H"

TABLE OF CONTENTS

ATTACHMENT NO.	DESCRIPTION	CONTENT PAGES
1	Contractor's Responsibilities	1 of 2 through 2 of 2
2	Vicinity Map	1 of 1
3	Key Map	1 of 1
4	Legend	1 of 1
5	Construction Standards	1 of 1
6	Schedule of Work (SOW) - Water	1 of 5 through 5 of 5
7	Water Maps	1 of 3 through 3 of 3
8	Work by City Forces - Water	1 of 3 through 3 of 3
9	Curb Ramp Locations	1 of 1
10	Street Resurfacing	1 of 1
11	Water Pollution Control Site Plan	1 of 1
12	Reference As-Built	Water, Storm Drain, AT&T, SDG&E
13	Storm Drain Map	1 of 1

## APPENDIX "H"

### ATTACHMENT 1

## CONTRACTOR'S RESPONSIBILITIES

1. PURSUANT TO SECTION 4216 OF THE CALIFORNIA GOVERNMENT CODE, AT LEAST 2 WORKING DAYS PRIOR TO EXCAVATION. YOU MUST CONTACT THE REGIONAL NOTIFICATION CENTER (e.g. UNDERGROUND SERVICE ALERT OF SOUTHERN CALIFORNIA) AND OBTAIN AN INQUIRY IDENTIFICATION NUMBER,
2. NOTIFY SDG&E AT LEAST 10 WORKING DAYS PRIOR TO EXCAVATING WITHIN 10' OF SDG&E UNDERGROUND HIGH VOLTAGE TRANSMISSION POWER LINES. (i.e., 69 KV & HIGHER).
3. EXCAVATE AROUND WATER METER BOX (i.e., CITY PROPERTY SIDE) TO DETERMINE IN ADVANCE, THE SIZE OF EACH SERVICES BEFORE TAPPING THE MAIN.
4. CITY FORCES, WHEN SPECIFIED OR SHOWN ON THE PLANS, WILL MAKE PERMANENT CUTS AND PLUGS AND CONNECTIONS.
5. KEEP EXISTING MAINS IN SERVICE IN LIEU OF HIGH-LINING, UNLESS OTHERWISE SPECIFIED OR SHOWN ON THE PLANS.
6. THE LOCATIONS OF EXISTING BUILDINGS AS SHOWN ON THE PLAN ARE APPROXIMATE.
7. KEEP STORM DRAIN INLETS FUNCTIONAL AT ALL TIMES DURING CONSTRUCTION.
8. UNLESS OTHERWISE NOTED AS PREVIOUSLY POTHOLED (PH), ELEVATIONS SHOWN ON THE PROFILE FOR EXISTING UTILITIES ARE BASED ON A SEARCH OF THE AVAILABLE RECORD INFORMATION ONLY FOR YOUR CONVENIENCE. THE CITY DOES NOT GUARANTEE THAT IT HAS REVIEWED ALL AVAILABLE DATA. PRIOR TO EXCAVATION YOU MUST VERIFY ALL EXISTING UTILITIES EITHER SHOWN ON THE PLANS OR MARKED IN THE FIELD IN ACCORDANCE WITH THE SPECIFICATIONS SECTION 5-1.
9. EXISTING UTILITY CROSSING AS SHOWN ON THE PLANS ARE APPROXIMATE AND ARE NOT REPRESENTATIVE OF ACTUAL LENGTH AND LOCATION OF CONFLICT AREAS. SEE PLAN VIEW.
10. FOR COORDINATION AND SHUTDOWN OF TRANSMISSION MAINS (16 INCHES AND LARGER), CONTACT THE CITY'S SENIOR WATER DISTRIBUTION OPERATIONS SUPERVISOR AT (619) 527-7438. FOR COORDINATION OF THE SHUTDOWN OF DISTRIBUTION MAINS (LESS THAN 16 INCHES), CONTACT THE CITY'S WATER OPERATIONS DISTRICT MANAGER AT (619) 527-3945.
11. CONTRACTOR SHALL NOTIFY THE RESIDENT ENGINEER IMMEDIATELY IF A 1 FT. VERTICAL SEPARATION (FROM OUTSIDE PIPE WALL TO OUTSIDE PIPE WALL) BETWEEN SEWER AND WATER MAINS CANNOT BE MAINTAINED.
12. CONTRACTOR SHALL NOTIFY THE RESIDENT ENGINEER IMMEDIATELY IF A 6-IN. VERTICAL SEPARATION (FROM OUTSIDE PIPE WALL TO OUTSIDE PIPE WALL) BETWEEN UTILITIES OTHER THAN SEWER AND WATER MAINS CANNOT BE MAINTAINED.

APPENDIX "H", ATTACHMENT 1, PAGE 1 OF 2

13. CONTRACTOR SHALL NOTIFY THE RESIDENT ENGINEER IMMEDIATELY IF A 10 FT. HORIZONTAL SEPARATION (FROM OUTSIDE PIPE WALL TO OUTSIDE PIPE WALL) BETWEEN SEWER AND WATER MAINS CANNOT BE MAINTAINED.
14. CONTRACTOR SHALL NOTIFY THE RESIDENT ENGINEER IMMEDIATELY IF A 5 FT. HORIZONTAL SEPARATION (FROM OUTSIDE PIPE WALL TO OUTSIDE PIPE WALL) BETWEEN UTILITIES OTHER THAN SEWER AND WATER MAINS CANNOT BE MAINTAINED.
15. CONTRACTOR TO MAINTAIN A MINIMUM 3 FT. OF COVER OF TOP OF WATER MAIN.
16. CONTRACTOR SHALL PROVIDE A 1 FT. SAND CUSHION OR A MINIMUM 6 IN. SAND CUSHION WITH 1 IN. NEOPRENE PAD FOR ALL CROSSINGS WHERE VERTICAL CLEARANCE BETWEEN UTILITY CROSSINGS IS 1 FT. OR LESS.
17. POTHOLE ALL UTILITIES THAT CROSS PROPOSED WATER MAINS BEFORE TRENCHING.

### STORM WATER PROTECTION

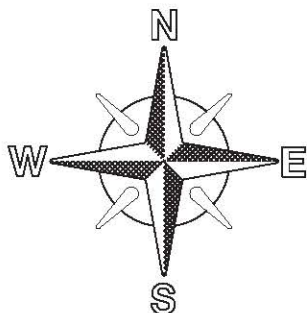
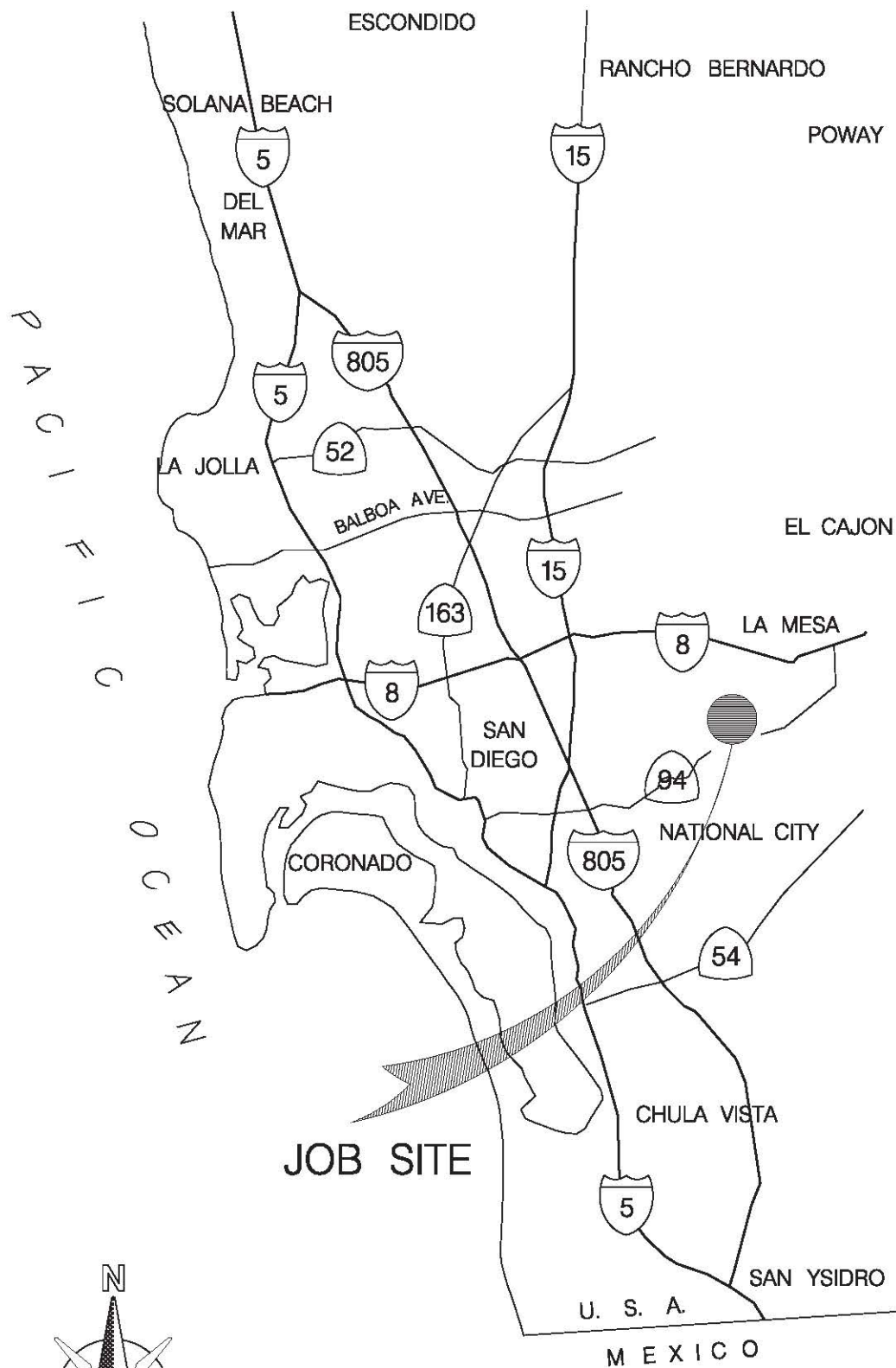
1. THIS PROJECT IS SUBJECT TO MUNICIPAL STORM WATER PERMIT ORDER NO. R9-2007-0001 AND WPCP.

APPENDIX "H", ATTACHMENT 1, PAGE 2 OF 2

## APPENDIX "H"

### ATTACHMENT 2





# VICINITY MAP

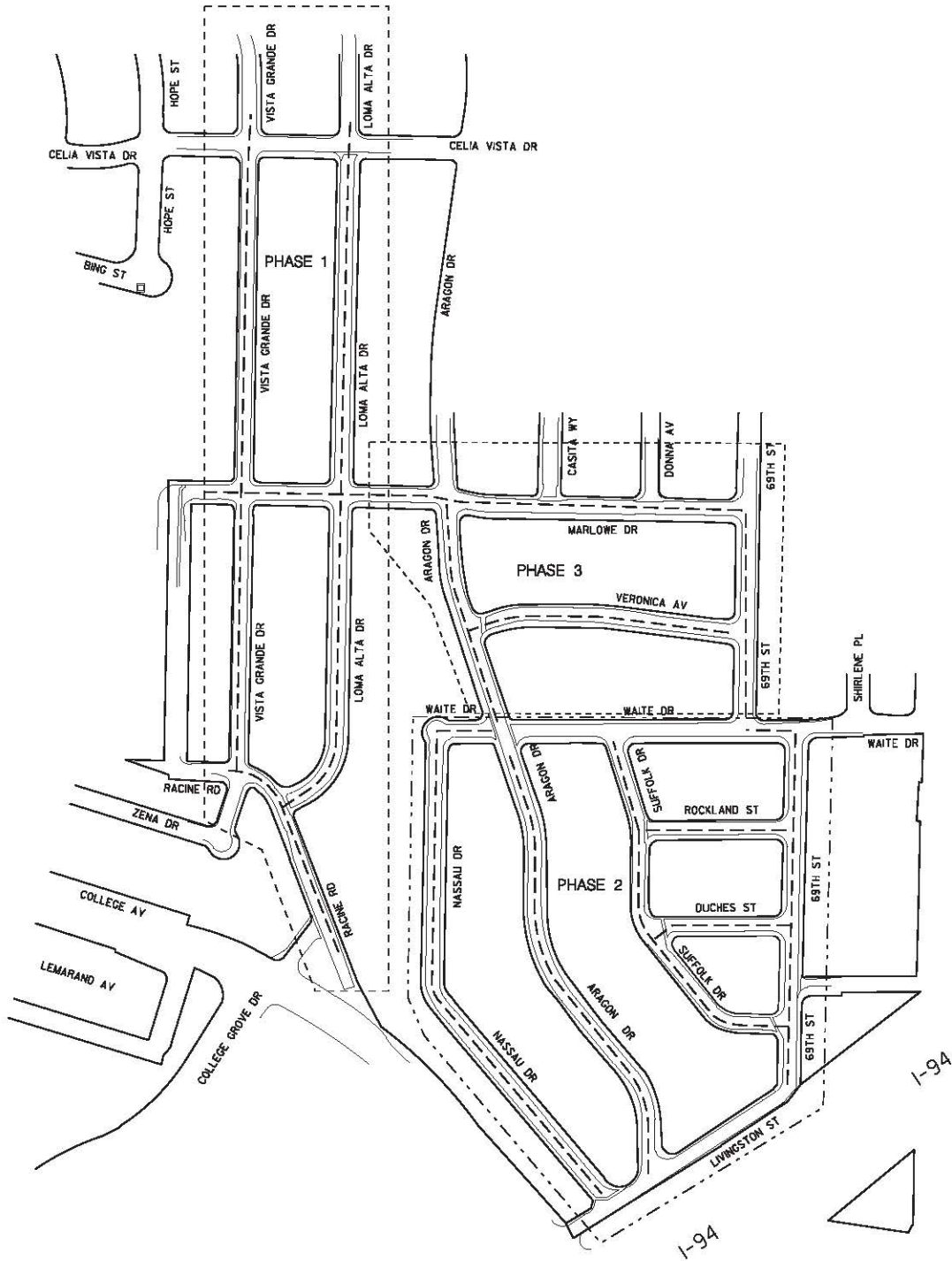
NOT TO SCALE

APPENDIX "H", ATTACHMENT 2, PAGE 1 OF 1

## APPENDIX "H"

### ATTACHMENT 3

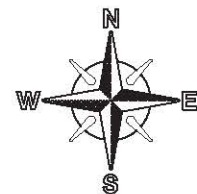
# AC WATER GROUP 1006 AND STORM DRAIN GROUP 1006



## LEGEND:

- PROP WATER
- WATER PHASE 1
- WATER PHASE 2
- WATER PHASE 3

APPENDIX "H", ATTACHMENT 3, PAGE 1 OF 1



**KEY MAP**  
NOT TO SCALE

95 | Page

AC Water Group 1006 and Storm Drain Group 1006  
Appendix H - Site Maps and Schedule of Work Volume 1 of 2 (Rev. Oct. 2014)

COMMUNITY NAME:  
MID-CITY EASTERN AREA

COUNCIL DISTRICT: 04

WBS#: B14116 (WTR)  
WBS#: B15064 (SD)

## APPENDIX "H"

### ATTACHMENT 4

# AC WATER GROUP 1006 AND STORM DRAIN GROUP 1006

## LEGEND:

PROP WATER	-----
WATER PHASE 1	-----
WATER PHASE 2	-----
WATER PHASE 3	-----
PROPOSED FIREHYDRANT	⊗
EXISTING FIRE HYDRANT	⊙
CUT & PLUG	[

APPENDIX "H", ATTACHMENT 4, PAGE 1 OF 1

## APPENDIX "H"

### ATTACHMENT 5



## APPENDIX "H"

## ATTACHMENT 6



**WATER GJ1006 - SCHEDULE OF WORK**

PHASING NO.	FSN	INSTALLED DATE	RETIREMENT	APPURTENANCES	STREET NAME	LENGTH (LF)	DEPTH	PIPE SIZE (IN)	MATL	NO. OF WATER SERVICE	WATER SERVICE SIZE (IN)	NOTE NO.	NOTE
1	509285	1/1/1946	6" END CAP	BLOW OFF ASSY	RACINE RD		5'	8.00	WTR		N/A	1	BY CONTRACTOR FURNISH & INSTALL: 1 - 2" BLOW OFF ASSEMBLY
1	454445	1/1/1946	585' - 6" AC 7- 1" SERVICES	N/A	RACINE RD	585'	5'	8.00	WTR	7	1"	2	BY CONTRACTOR FURNISH & INSTALL: REPLACE IN PLACE WITH PVC PIPE
1	541307	1/1/1946	1 - 6" FH	1 - 6" FH	RACINE RD		5'	8.00	WTR		N/A	3	BY CONTRACTOR FURNISH & INSTALL: 1 - 8" X 6" TEE (MJ, MJ, F) 1 - 6" (2-PORT) FH ASSEMBLY & MARKER
1				1 - 8"X8" TEE 3 - 8" GATE VALVES	RACINE RD	N/A	5'	8.00	WTR	0	1"	4	BY CONTRACTOR FURNISH & INSTALL: 1 - 8" X 8" TEE (F) 3 - 8" GATE VALVES (F, MJ), BK, AHD, RT.
1			N/A	1 - 8" 45° BEND	ARAGON DR	N/A	5'	8.00	WTR	0	N/A	5	BY CONTRACTOR FURNISH & INSTALL: 1 - 8" 45° BEND
1	454455	1/1/1946		1 - 8" CROSS 4 - 8" GATE VALVES	RACINE RD (Between Vista Grande Dr & Loma Alta Dr)	N/A	5'	8.00	WTR	0	N/A	6	BY CITY FORCES AHD OF CONTRACTOR: CUT & PLUG EXISTING 8" AC WTR 10' LT. RECONNECT AFTER THE NEW MAIN HAS BEEN ACCEPTED.  BY CONTRACTOR FURNISH & INSTALL: 1 - 8" X 8" CROSS (F) 4 - 8" GATE VALVES (F, MJ), BK, AHD, LT, RT.
1	454457 454456	1/1/1946		BLOW OFF ASSY	RACINE RD		5'	8.00	WTR	0	N/A	7	BY CONTRACTOR FURNISH & INSTALL: 1 - 2" BLOW OFF ASSEMBLY
1	541278	12/8/1951	1 - 6" FH	1 - 6" FH	VISTA GRANDE DR	N/A	5'	8.00	WTR	0	N/A	8	BY CONTRACTOR FURNISH & INSTALL: 1 - 8" X 6" TEE (MJ, MJ, F) 1 - 6" (2-PORT) FH ASSEMBLY & MARKER
1	454453 454452	5/1/1954	726' - 6" A 21 - 1" SERVICES	N/A	RACINE RD	726'	5'	8.00	WTR	21	1"	9	BY CONTRACTOR FURNISH & INSTALL: REPLACE IN PLACE WITH PVC PIPE
1				1 - 8"X8" CROSS 4-8" GATE VALVES	VISTA GRANDE DR	N/A	5'	8.00	WTR		N/A	10	BY CONTRACTOR FURNISH & INSTALL: 1 - 8" X 8" CROSS (F) 4 - 8" GATE VALVES (F, MJ), BK, AHD, LT, RT.
1	541279	7/11/2006	N/A		VISTA GRANDE DR	N/A	5'	8.00	WTR	0	N/A	11	*NEW FIRE HYDRANT TO REMAIN. DATE INSTALLED 7/11/2006. RECONNECT 6" TO NEW MAIN. 1 - 8"X6" TEE (MJ, MJ, F)
1	454375 454372 454376 454373	5/1/1954 5/1/1951	960' - 6" AC 28 - 1" SERVICES	N/A	RACINE RD	960'	5'	8.00	WTR	28	1"	12	REPLACE IN PLACE WITH PVC PIPE
1					VISTA GRANDE DR	N/A	5'	8.00	WTR	0	N/A	13	BY CITY FORCES AHD OF CONTRACTOR: CUT & PLUG EX 8" PVC WTR 20' BK. RECONNECT AFTER THE NEW MAIN HAS BEEN ACCEPTED.  BY CONTRACTOR: REMOVE THE EXISTING 8"X6" REDUCER
1				1 - 8" 22 1/2° BEND	LOMA ALTA DR	N/A	5'	8.00	WTR	0	N/A	14	BY CONTRACTOR FURNISH & INSTALL: 1 - 8" 22 1/2° BEND
1				1 - 8" 22 1/2° BEND	LOMA ALTA DR	N/A	5'	8.00	WTR	0	N/A	15	BY CONTRACTOR FURNISH & INSTALL: 1 - 8" 22 1/2° BEND
1	541306	12/8/1951	1 - 6" FH	1 - 6" FH	LOMA ALTA DR	N/A	5'	8.00	WTR	0	N/A	16	BY CONTRACTOR FURNISH & INSTALL: 1 - 8" X 6" TEE (MJ, MJ, F) 1 - 6" (2-PORT) FH ASSEMBLY & MARKER
1	454458 454459 454377	1/1/1946 5/1/1951	875' - 6" AC 20 - 1" SERVICES	N/A	LOMA ALTA DR	875'	5'	8.00	WTR	20	1"	17	BY CONTRACTOR FURNISH & INSTALL: REPLACE IN PLACE WITH PVC PIPE
1				1 - 8"X8" CROSS 4 - 8" GATE VALVES	LOMA ALTA DR		5'	8.00	WTR	0	N/A	18	BY CITY FORCES AHD OF CONTRACTOR: CUT & PLUG EX 8" AC WTR 10' RT. RECONNECT AFTER PHASE 3 HAS BEEN ACCEPTED .  BY CONTRACTOR FURNISH & INSTALL: 1 - 8" X 8" CROSS (F) 4 - 8" GATE VALVES (F, MJ), BK, AHD, LT, RT.

APPENDIX "H", ATTACHMENT 6, PAGE 1 of 5

PHASING NO.	FSN	INSTALLED DATE	RETIREMENT	APPURTENANCES	STREET NAME	LENGTH (LF)	DEPTH	PIPE SIZE (IN)	MATL	NO. OF WATER SERVICE	WATER SERVICE SIZE (IN)	NOTE NO.	NOTE
1	541306	12/8/1951	1 - 6" FH	1 - 6" FH	LOMA ALTA DR	N/A	5'	8.00	WTR	0	N/A	19	BY CONTRACTOR FURNISH & INSTALL: 1 - 8" X 6" TEE (MJ, MJ, F) 1 - 6" (2-PORT) FH ASSEMBLY & MARKER
1	454378 454379 454380	5/1/1954 5/1/1951	963' - 6" AC 28 - 1" SERVICES	N/A	RACINE RD	963'	5'	8.00	WTR	28	1"	20	BY CONTRACTOR FURNISH & INSTALL: REPLACE IN PLACE WITH PVC PIPE
1				1 - 8"X8" CROSS - 8" GATE VALVES	MARLOWE DR	N/A	5'	8.00	WTR	0	N/A	21	BY CITY FORCES AHD OF CONTRACTOR: CUT & PLUG EX 6" AC WTR 50' AHD AND EX 8" CI WTR 10' RT. RECONNECT AFTER THE NEW MAIN HAS BEEN ACCEPTED. BY CONTRACTOR FURNISH & INSTALL: 1 - 8" X 8" CROSS (F) 4 - 8" GATE VALVES (F, MJ), BK, AHD, LT, RT. 1 - 50.0' STUB OUT AHD 1 - 6" X 8" REDUCER (MJ), 50' AHD
1	509218 454434		151' - 4" AC END CAP		MARLOWE DR		5'	4"	WTR			22	TO BE ABANDONED EX 4" AC - 151'
1				BLOW OFF ASSY	MARLOWE DR		5'	8.00	WTR		N/A	23	BY CONTRACTOR FURNISH & INSTALL: 1 - 2" BLOW OFF ASSEMBLY
1	454353 454433	9/22/1954	30' - 8" AC		MARLOWE DR	439'	5'	8.00	WTR		N/A	24	BY CONTRACTOR FURNISH & INSTALL: INSTALL NEW 137' PVC PIPE, REPLACE INPLACE 302' AC PIPE WITH PVC PIPE.
2	5599834	10/10/2009	1 - 8" X 6" REDUCER		NASSAU DR		5'	8.00	WTR		N/A	25	BY CITY FORCES AHD OF CONTRACTOR: CUT & PLUG EX 8" PVC WTR 10' BK. RECONNECT AFTER THE NEW MAIN HAS BEEN ACCEPTED. BY CONTRACTOR: REMOVE EXISTING REDUCER.
2	541332	4/17/1953	1 - 6" FH	1 - 6" FH	NASSAU DR	N/A	5'	8.00	WTR	0	N/A	26	BY CONTRACTOR FURNISH & INSTALL: 1 - 8" X 6" TEE (MJ, MJ, F) 1 - 6" (2-PORT) FH ASSEMBLY & MARKER
2				1 - 8" 22 1/2° BEND	NASSAU DR	N/A	5'	8.00	WTR	0	N/A	27	BY CONTRACTOR FURNISH & INSTALL: 1 - 8" 22 1/2° BEND
2				1 - 8" 22 1/2° BEND	NASSAU DR	N/A	5'	8.00	WTR	0	N/A	28	BY CONTRACTOR FURNISH & INSTALL: 1 - 8" 22 1/2° BEND
2	541333	4/17/1953	1 - 6" FH	1 - 6" FH	NASSAU DR	N/A	5'	8.00	WTR	0	N/A	29	BY CONTRACTOR FURNISH & INSTALL: 1 - 8" X 6" TEE (MJ, MJ, F) 1 - 6" (2-PORT) FH ASSEMBLY & MARKER
2	454514 454481	1/1/1954 1/1/1952	1538' - 6" AC 40 - 1" SERVICES		NASSAU DR WAITE DR	1538'	5'	8.00	WTR	40	1"	30	BY CONTRACTOR FURNISH & INSTALL: IREPLACE IN PLACE WITH PVC PIPE
2	541322	4/17/1953	1 - 6" FH	1 - 6" FH	NASSAU DR	N/A	5'	8.00	WTR	0	N/A	31	BY CONTRACTOR FURNISH & INSTALL: 1 - 8" X 6" TEE (MJ, MJ, F) 1 - 6" (2-PORT) FH ASSEMBLY & MARKER
2				1 - 8" 90° BEND	NASSAU DR		5'	8.00	WTR	0		32	BY CONTRACTOR FURNISH & INSTALL: 1 - 8" 90° BEND
2	5599878	10/10/2009	1 - 8" X 6" REDUCER		WAITE DR	N/A	5'	8.00	WTR	0	N/A	33	BY CONTRACTOR FURNISH & INSTALL: REMOVE EXISTING REDUCER.
2	5599847	10/10/2009	1 - 8" X 6" REDUCER		ARAGON DR	N/A	5'	8.00	WTR	0	N/A	34	BY CITY FORCES AHD OF CONTRACTOR: CUT & PLUG EX 8" PVC WTR 10' BK. RECONNECT AFTER THE NEW MAIN HAS BEEN ACCEPTED. BY CONTRACTOR: REMOVE EXISTING REDUCER.
2				1 - 8" 22 1/2° BEND	ARAGON DR	N/A	5'	8.00	WTR	0	N/A	35	BY CONTRACTOR FURNISH & INSTALL: 1 - 8" 22 1/2° BEND
2				1 - 8" 22 1/2° BEND	ARAGON DR	N/A	5'	8.00	WTR	0	N/A	36	BY CONTRACTOR FURNISH & INSTALL: 1 - 8" 22 1/2° BEND
2	541335	1/1/1954	1 - 6" FH	1 - 6" FH	NASSAU DR	N/A	5'	8.00	WTR	0	N/A	37	BY CONTRACTOR FURNISH & INSTALL: 1 - 8" X 6" TEE (MJ, MJ, F) 1 - 6" (2-PORT) FH ASSEMBLY & MARKER
2				1 - 8" 22 1/2° BEND	ARAGON DR	N/A	5'	8.00	WTR	0	N/A	38	BY CONTRACTOR FURNISH & INSTALL: 1 - 8" 22 1/2° BEND

APPENDIX "H", ATTACHMENT 6, PAGE 2 of 5

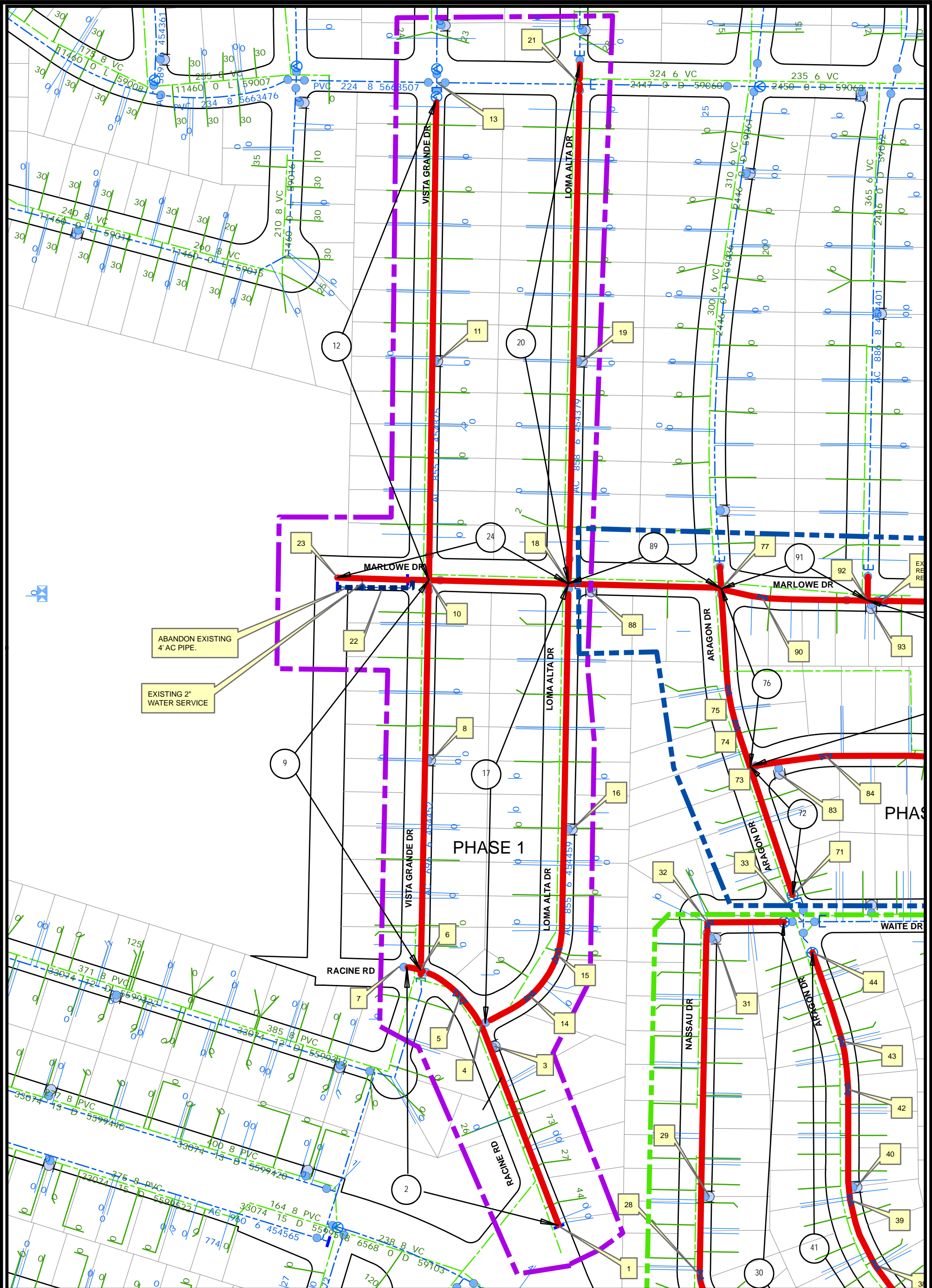
PHASING NO.	FSN	INSTALLED DATE	RETIREMENT	APPURTENANCES	STREET NAME	LENGTH (LF)	DEPTH	PIPE SIZE (IN)	MATL	NO. OF WATER SERVICE	WATER SERVICE SIZE (IN)	NOTE NO.	NOTE
2				1 - 8" 22 1/2° BEND	ARAGON DR	N/A	5'	8.00	WTR	0	N/A	39	BY CONTRACTOR FURNISH & INSTALL: 1 - 8" 22 1/2° BEND
2	541334	1/1/1954	1 - 6" FH	1 - 6" FH	NASSAU DR	N/A	5'	8.00	WTR	0	N/A	40	BY CONTRACTOR FURNISH & INSTALL: 1 - 8" X 6" TEE (MJ, MJ, F) 1 - 6" (2-PORT) FH ASSEMBLY & MARKER
2	454510	1/1/1954	1226' - 6" AC 28 - 1" SERVICES		NASSAU DR	1226'	5'	8.00	WTR	28	1"	41	BY CONTRACTOR FURNISH & INSTALL: REPLACE IN PLACE WITH PVC PIPE
2			N/A	1 - 8" 22 1/2° BEND	ARAGON DR	N/A	5'	8.00	WTR	0	N/A	42	BY CONTRACTOR FURNISH & INSTALL: 1 - 8" 22 1/2° BEND
2			N/A	1 - 8" 22 1/2° BEND	ARAGON DR	N/A	5'	8.00	WTR	0	N/A	43	BY CONTRACTOR FURNISH & INSTALL: 1 - 8" 22 1/2° BEND
2	5599874	10/10/2009	1 - 8" X 6" REDUCER		ARAGON DR	N/A	5'	8.00	WTR	0	N/A	44	BY CONTRACTOR FURNISH & INSTALL: REMOVE EXISTING REDUCER.
2			N/A	1 - 8" 45° BEND	SUFFOLK DR	N/A	5'	8.00	WTR	0	N/A	45	BY CONTRACTOR FURNISH & INSTALL: 1 - 8" 45° BEND
2			432' - 6" AC 11 - 1" SERVICES	432'	SUFFOLK DR	N/A	5'	8.00	WTR	11	1"	46	BY CONTRACTOR FURNISH & INSTALL: REPLACE IN PLACE WITH PVC PIPE
2	541327	1/1/1954	1 - 6" FH	1 - 6" FH	NASSAU DR	N/A	5'	8.00	WTR	0	N/A	47	BY CONTRACTOR FURNISH & INSTALL: 1 - 8" X 6" TEE (MJ, MJ, F) 1 - 6" (2-PORT) FH ASSEMBLY & MARKER
2	454506	1/1/1954	N/A	1 - 8"X8" TEE 3 - 8" GATE VALVES	SUFFOLK DR	432	5'	8.00	WTR	0	NA	48	BY CONTRACTOR FURNISH & INSTALL: 1 - 8" X 8" TEE (F) 3 - 8" GATE VALVES (F, MJ), BK, AHD, RT.
2			N/A	1 - 8" 45° BEND	SUFFOLK DR	N/A	5'	8.00	WTR	0	N/A	49	BY CONTRACTOR FURNISH & INSTALL: 1 - 8" 45° BEND
2	454498	1/1/1954	297' - 6" AC 7 - 1" SERVICE	N/A	SUFFOLK DR	297'	5'	8.00	WTR	7	1"	50	BY CONTRACTOR FURNISH & INSTALL: REPLACE IN PLACE WITH PVC PIPE
2			N/A	1 - 8"X8" TEE 3 - 8" GATE VALVES 1 - 8" X 6" REDUCER	SUFFOLK DR	N/A	5'	8.00	WTR	0	N/A	51	BY CONTRACTOR FURNISH & INSTALL: 1 - 8" X 8" TEE (F) 3 - 8" GATE VALVE (F, MJ), BK, AHD, RT. 1 - 8" X 6" REDUCER (MJ),AHD.
2	5599854	10/10/2009	1 - 8" X 6" REDUCER		69TH ST	N/A	5'	8.00	WTR	0	N/A	52	BY CITY FORCES AHD OF CONTRACTOR: CUT & PLUG EX 8" PVC WTR 10' BK.  RECONNECT AFTER THE NEW MAIN HAS BEEN ACCEPTED.  BY CONTRACTOR: REMOVE EXISTING REDUCER.
2	454509	9/1/1954	141' - 8" AC	N/A	69TH ST	141'	5'	8.00	WTR	0	N/A	53	BY CONTRACTOR FURNISH & INSTALL: REPLACE IN PLACE WITH PVC PIPE
2			N/A	1 - 8"X8" TEE 3 - 8" GATE VALVES	69TH ST	N/A	5'	8.00	WTR	0	N/A	54	BY CONTRACTOR FURNISH & INSTALL: 1 - 8" X 8" TEE (F) 3 - 8" GATE VALVES (F, MJ), BK, AHD, LT.
2	544947	9/1/1954	1 - 6" FH	1 - 6" FH	69TH ST	N/A	5'	8.00	WTR	0	N/A	55	BY CONTRACTOR FURNISH & INSTALL: 1 - 8" X 6" TEE (MJ, MJ, F) 1 - 6" (2-PORT) FH ASSEMBLY & MARKER
2	454446	9/1/1954	254' - 8" AC	N/A	69TH ST	254'	5'	8.00	WTR	7	N/A	56	BY CONTRACTOR FURNISH & INSTALL: REPLACE IN PLACE WITH PVC PIPE
2			N/A	1 - 8"X8" TEE 3 - 8" GATE VALVES	69TH ST	N/A	5'	8.00	WTR	0	N/A	57	BY CONTRACTOR FURNISH & INSTALL: 1 - 8" X 8" TEE (F) 3 - 8" GATE VALVES (F, MJ), BK, AHD, LT.
2	454502 454501	10/1/1954	270' - 8" AC	N/A	69TH ST	270'	5'	8.00	WTR	0	N/A	58	BY CONTRACTOR FURNISH & INSTALL: REPLACE IN PLACE WITH PVC PIPE
2			N/A	1 - 8"X8" TEE 3 - 8" GATE VALVES	69TH ST		5'	8.00	WTR	0	N/A	59	BY CONTRACTOR FURNISH & INSTALL: 1 - 8" X 6" TEE (MJ, MJ, F) 3 - 8" GATE VALVES (F, MJ), BK, AHD, LT.

PHASING NO.	FSN	INSTALLED DATE	RETIREMENT	APPURTENANCES	STREET NAME	LENGTH (LF)	DEPTH	PIPE SIZE (IN)	MATL	NO. OF WATER SERVICE	WATER SERVICE SIZE (IN)	NOTE NO.	NOTE
2	541325	10/4/1954	1 - 6" FH	1 - 6" FH	69TH ST	N/A	5'	8.00	WTR	0	N/A	60	BY CONTRACTOR FURNISH & INSTALL: 1 - 8" X 8" TEE (MJ, MJ, F) 1 - 6" (2-PORT) FH ASSEMBLY & MARKER
2	454502 454501	10/1/1954	265' - 8" AC	N/A	69TH ST	265'	5'	8.00	WTR	0	N/A	61	BY CONTRACTOR FURNISH & INSTALL: REPLACE IN PLACE WITH PVC PIPE
2			N/A	1 - 8" 90° BEND	69TH ST		5'	8.00	WTR	N/A	N/A	62	BY CONTRACTOR FURNISH & INSTALL: 1 - 8" 90° BEND
2			N/A	1 - 8" 11 1/4° BEND	SUFFOLK DR	N/A	5'	8.00	WTR	0	N/A	63	BY CONTRACTOR FURNISH & INSTALL: 1 - 8" 11 1/4° BEND. REMOVE EXISTING REDUCER.
2			N/A	1 - 8" 45° BEND	DUCHESS ST	N/A	5'	8.00	WTR	0	N/A	64	BY CONTRACTOR FURNISH & INSTALL: 1 - 8" 45° BEND
2	454500 454499 454503	1/1/1954	346' - 6" AC 8-1" SERVICES	N/A	.	346'	5'	8.00	WTR	8	1"	65	BY CONTRACTOR FURNISH & INSTALL: REPLACE IN PLACE WITH PVC PIPE
2	5422876	N/A	N/A	AIR VALVE	DUCHESS ST	N/A	5'	8.00	WTR	N/A	N/A	66	BY CONTRACTOR FURNISH & INSTALL: 2" AIR VALVE
2	541324	1/1/1954	1 - 6" FH	1 - 6" FH	DUCHESS ST	N/A	5'	8.00	WTR	N/A	N/A	67	BY CONTRACTOR FURNISH & INSTALL: 1 - 8" X 6" TEE (MJ, MJ, F) 1 - 6" (2-PORT) FH ASSEMBLY & MARKER
2	454492 454493 454497	1/1/1954	392' - 6" AC 8-1" SERVICES	N/A	DUCHESS ST	392'	5'	8.00		8	1"	68	BY CONTRACTOR FURNISH & INSTALL: REPLACE IN PLACE WITH PVC PIPE
2	5422874	N/A	N/A	AIR VALVE	DUCHESS ST	N/A	5'	8.00	WTR	N/A	N/A	69	BY CONTRACTOR FURNISH & INSTALL: 2" AIR VALVE
2	454488	10/1/1954	92' - 6" AC 1-1" SERVICE	N/A	DUCHESS ST	92'	5'	8.00	WTR	1	1"	70	BY CONTRACTOR FURNISH & INSTALL: REPLACE IN PLACE WITH PVC PIPE
2	5599869	10/10/2009	N/A	N/A	ARAGON DR	N/A	5'	8.00	WTR	0	N/A	71	BY CITY FORCES AHD OF CONTRACTOR: CUT & PLUG EX 8" PVC WTR 10' AHD. RECONNECT AFTER PHASE 3 HAS BEEN ACCEPTED.
3	454440	5/1/1954	244' - 8" AC 5-1" SERVICES	N/A	DUCHESS ST	244'	5'	8.00	WTR	5	1"	72	BY CONTRACTOR FURNISH & INSTALL: REPLACE IN PLACE WITH PVC PIPE
3				1 - 8"X8" TEE 8" GATE VALVES 3 -	ARAGON DR		5'	8.00	WTR		N/A	73	BY CONTRACTOR FURNISH & INSTALL: 1 - 8" X 8" TEE (F) 3 - 8" GATE VALVES (F, MJ), BK, AHD, RT.
3			N/A	1 - 8" 11¼° BEND	ARAGON DR	N/A	5'	8.00	WTR	0	N/A	74	BY CONTRACTOR FURNISH & INSTALL: 1 - 8" 11¼° BEND
3			N/A	1 - 8" 11¼° BEND	ARAGON DR	N/A	5'	8.00	WTR	0	N/A	75	BY CONTRACTOR FURNISH & INSTALL: 1 - 8" 11¼° BEND
3	454383 454384	5/1/1954 9/22/1954	388' - 6" AC 6 - 1" SERVICES	N/A	ARAGON DR	388'	5'	8.00	WTR	6	1"	76	BY CONTRACTOR FURNISH & INSTALL: REPLACE IN PLACE WITH PVC PIPE
3				1 - 8"X8" CROSS 4 - 8" GATE VALVES 1 - 8"X6" REDUCER	ARAGON DR		5'	8.00	WTR		NA	77	BY CITY FORCES AHD OF CONTRACTOR: CUT & PLUG EX 6" AC WTR 50' AHD. RECONNECT AFTER THE NEW MAIN HAS BEEN ACCEPTED. BY CONTRACTOR FURNISH & INSTALL: 1 - 8" X 8" CROSS (F) 4 - 8" GATE VALVES (F, MJ), BK, AHD, LT, RT. 1 - 8"X 50.0' STUB OUT PIPE AHD. 1 - 8"X6" REDUCER (MJ), 50' AHD
2	5599896	10/10/2009	N/A	N/A	69TH ST	N/A	5'	8.00	WTR	0	N/A	78	BY CITY FORCES AHD OF CONTRACTOR: CUT & PLUG EX 8" PVC WTR 10' AHD. RECONNECT AFTER PHASE 3 HAS BEEN ACCEPTED.
3	454346	10/1/1954	252'-8" AC 7-1"SERVICES		69TH ST	252'	5'	8.00	WTR	7	1"	79	BY CONTRACTOR FURNISH & INSTALL: REPLACE IN PLACE WITH PVC PIPE

PHASING NO.	FSN	INSTALLED DATE	RETIREMENT	APPURTENANCES	STREET NAME	LENGTH (LF)	DEPTH	PIPE SIZE (IN)	MATL	NO. OF WATER SERVICE	WATER SERVICE SIZE (IN)	NOTE NO.	NOTE
3			N/A	1 - 8"X8" TEE 3 - 8" GATE VALVES	69TH ST	N/A	5'	8.00	WTR	0	N/A	80	BY CONTRACTOR FURNISH & INSTALL: 1 - 8" X 8" TEE (F) 3 - 8" GATE VALVES (F, MJ), BK, AHD,LT.
3	454407 454406 454410	10/1/1954	384' - 8" AC 7 - 1" SERVICES	1 - 8"X8" TEE 3 - 8" GATE VALVES	69TH ST	384'	5'	8.00	WTR	7	1"	81	BY CONTRACTOR FURNISH & INSTALL: REPLACE IN PLACE WITH PVC PIPE
3			N/A	1 - 8"X8" TEE 3 - 8" GATE VALVES	69TH ST	N/A	5'	8.00	WTR	0	NA	82	BY CITY FORCES AHD OF CONTRACTOR: CUT & PLUG EX 8" AC WTR 10' AHD. RECONNECT AFTER THE NEW MAIN HAS BEEN ACCEPTED. BY CONTRACTOR FURNISH & INSTALL: 1 - 8" X 8" TEE (F) 3 - 8" GATE VALVES (F, MJ), BK, AHD, LT. 1 - 8" 10.0' STUB OUT AHD.
3	541287	9/22/1954	1 - 6" FH	1 - 6" FH	VERONICA AV	N/A	5'	8.00	WTR	N/A	N/A	83	BY CONTRACTOR FURNISH & INSTALL: 1 - 8" X 8" TEE (MJ, MJ, F) 1 - 6" (2-PORT) FH ASSEMBLY & MARKER
3			N/A	1 - 8" 11 1/4" BEND	VERONICA AV	N/A	5'	8.00	WTR	0	N/A	84	BY CONTRACTOR FURNISH & INSTALL: 1 - 8" 11 1/4" BEND
3			N/A	1 - 8" 11 1/4" BEND	VERONICA AV	N/A	5'	8.00	WTR	0	N/A	85	BY CONTRACTOR FURNISH & INSTALL: 1 - 8" 11 1/4" BEND
3	454386 454405 454404	5/1/1954	736' - 6" AC 15 - 1" SERVICES	N/A	VERONICA AV	736'	5'	8.00	WTR	15	1"	86	BY CONTRACTOR FURNISH & INSTALL: REPLACE IN PLACE WITH PVC PIPE
3	541294	9/22/1954	1 - 6" FH	1 - 6" FH	VERONICA AV	N/A	5'	8.00	WTR	N/A	N/A	87	BY CONTRACTOR FURNISH & INSTALL: 1 - 8" X 6" TEE (MJ, MJ, F) 1 - 6" (2-PORT) FH ASSEMBLY & MARKER
3	541281	9/22/1954	1 - 6" FH	1 - 6" FH	VERONICA AV	N/A	5'	8.00	WTR	N/A	N/A	88	BY CONTRACTOR FURNISH & INSTALL: 1 - 8" X 6" TEE (MJ, MJ, F) 1 - 6" (2-PORT) FH ASSEMBLY & MARKER
3	454340	5/1/1954	275' - 8" AC	N/A	MARLOWE DR	275'	5'	8.00	WTR	N/A	NA	89	BY CONTRACTOR FURNISH & INSTALL: REPLACE INPLACE WITH PVC PIPE
3				1 - 8" 22 1/2" BEND	MARLOWE DR	N/A	5'	8.00	WTR	0	N/A	90	BY CONTRACTOR FURNISH & INSTALL: 1 - 8" 22 1/2" BEND
3	454399 454400	10/1/1954 9/22/1954	266' - 8" AC 4 - 1" SERVICES		MARLOWE DR	266'	5'	8.00	WTR	4	1"	91	BY CONTRACTOR FURNISH & INSTALL: REPLACE IN PLACE WITH PVC PIPE
3				1 - 8"X8" TEE 3 - 8" GATE VALVES	MARLOWE DR	N/A	5'	8.00	WTR	0	NA	92	BY CITY FORCES AHD OF CONTRACTOR: CUT & PLUG EX 8" AC WTR 50' LT. RECONNECT AFTER THE NEW MAIN HAS BEEN ACCEPTED. BY CONTRACTOR FURNISH & INSTALL: 1 - 8" X 8" TEE (F) 3 - 8" GATE VALVES (F, MJ), BK, AHD,LT. 1 - 8" 50.0' STUB OUT LT.
3	541290	9/22/1954	1 - 6" FH	1 - 6" FH	MARLOWE DR	N/A	5'	8.00	WTR	0	N/A	93	BY CONTRACTOR FURNISH & INSTALL: 1 - 8" X 6" TEE (MJ, MJ, F) 1 - 6" (2-PORT) FH ASSEMBLY & MARKER
3	454395 454396 454397	5/1/1954 1/1/1946	29' 8" AC 233' - 4" AC 5 - 1" SERVICES		MARLOWE DR	262'	5'	8.00	WTR	5	1"	94	BY CONTRACTOR FURNISH & INSTALL: REPLACE IN PLACE WITH PVC PIPE
3			N/A	1 - 8"X8" TEE 3 - 8" GATE VALVES 1 - 8"X 6" REDUCER	MARLOWE DR		5'	8.00	WTR	0	NA	95	BY CITY FORCES AHD OF CONTRACTOR: CUT & PLUG EX 6" AC WTR 50' LT. RECONNECT AFTER THE NEW MAIN HAS BEEN ACCEPTED. BY CONTRACTOR FURNISH & INSTALL: 1 - 8" X 8" TEE (F) 3 - 8" GATE VALVES (F, MJ), BK, AHD, LT. 1 - 8" 50.0' STUB OUT LT. 1 - 8"X6" REDUCER (MJ), 50' LT.
3	454411 454412 454408	1/1/1946 12/8/1951	184' - 4" AC 70' - 8" AC 3 - 1" SERVICES		MARLOWE DR	254'	5'	8.00	WTR	3	1"	96	BY CONTRACTOR FURNISH & INSTALL: REPLACE INPLACE WITH PVC PIPE.
3	541295	12/8/1951	1 - 6" FH	1 - 6" FH	MARLOWE DR	N/A	5'	8.00	WTR	N/A	N/A	97	BY CONTRACTOR FURNISH & INSTALL: 1 - 8" X 6" TEE (MJ, MJ, F) 1 - 6" (2-PORT) FH ASSEMBLY & MARKER

## APPENDIX "H"

### ATTACHMENT 7



ABANDON EXISTING  
4" AC PIPE.

EXISTING 2"  
WATER SERVICE

**LEGEND:**

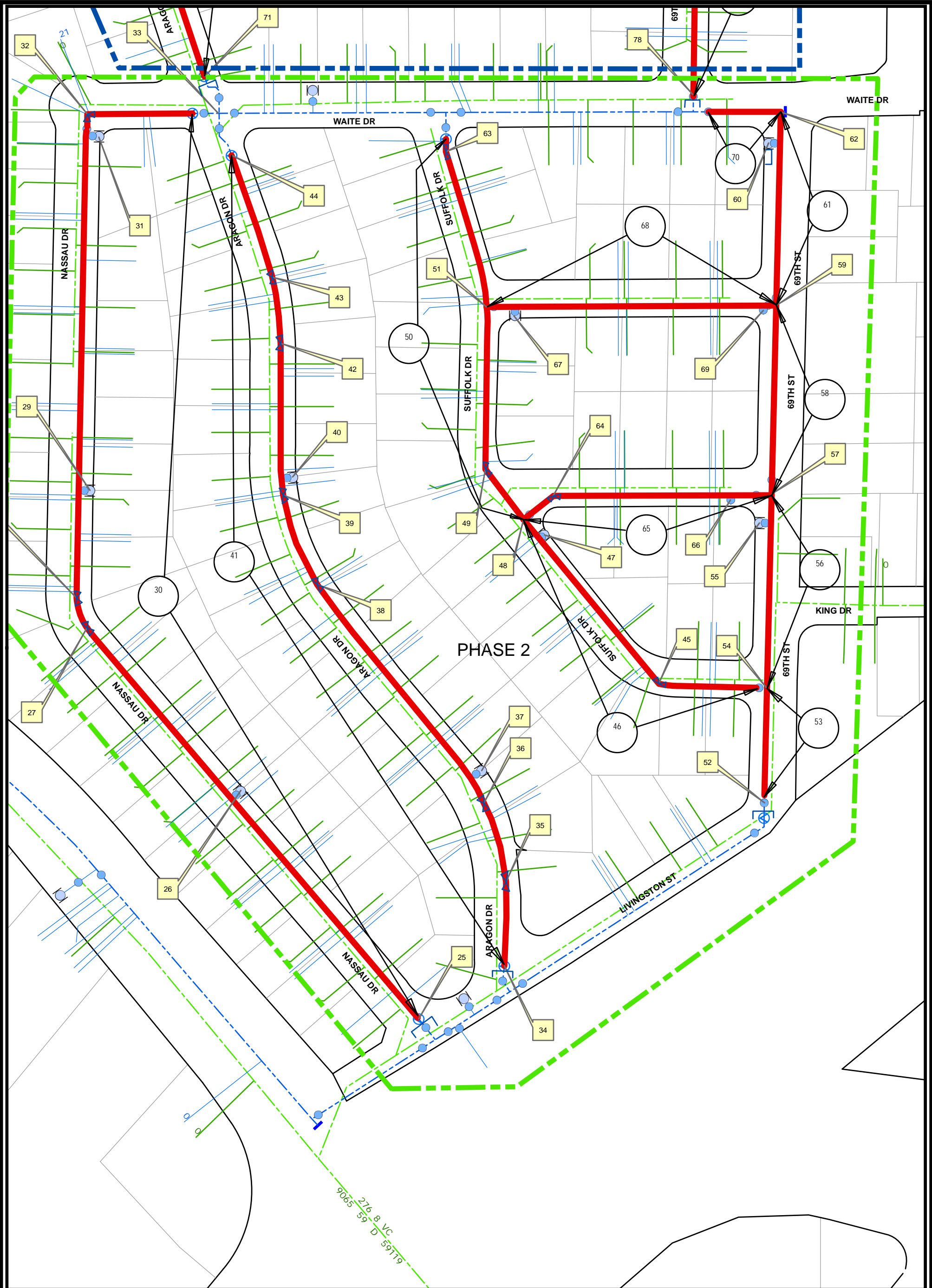
PHASE 1		EX WTR MAIN	
PHASE 2		EX WTR_SRVC	
PHASE 3		EX SWR MAIN	
PROP_WATER		EX SWR LAT	

## PHASE- 1

### AC WATER GROUP 1006 AND STORM DRAIN GROUP 1006



WBS # B14116 (WTR)/  
WBS #B15064 (SD)



**LEGEND:**

PHASE 1		EX WTR MAIN	
PHASE 2		EX WTR_SRVC	
PHASE 3		EX SWR MAIN	
PROP_WATER		EX SWR LAT	

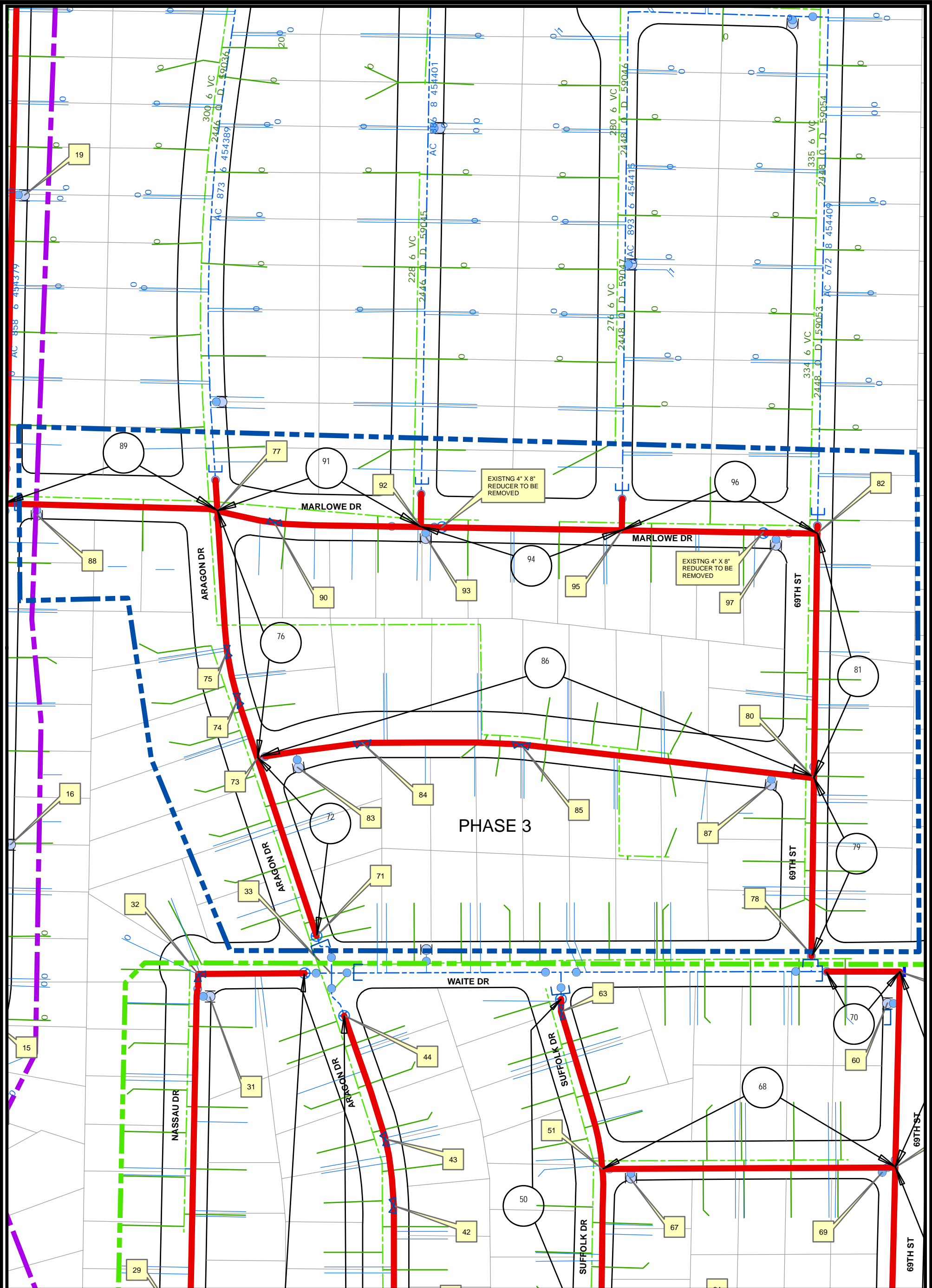
**PHASE- 2**  
**AC WATER GROUP 1006 AND**  
**STORM DRAIN GROUP 1006**

WBS # B14116 (WTR)/  
 WBS #B15064 (SD)

Date: October 14, 2014

APPENDIX "H", ATTACHMENT 7, PAGE 2 OF 3





**LEGEND:**

PHASE 1		EX WTR MAIN	
PHASE 2		EX WTR_SRVC	
PHASE 3		EX SWR MAIN	
PROP_WATER		EX SWR LAT	

**PHASE- 3**

**AC WATER GROUP 1006 AND  
STORM DRAIN GROUP 1006**

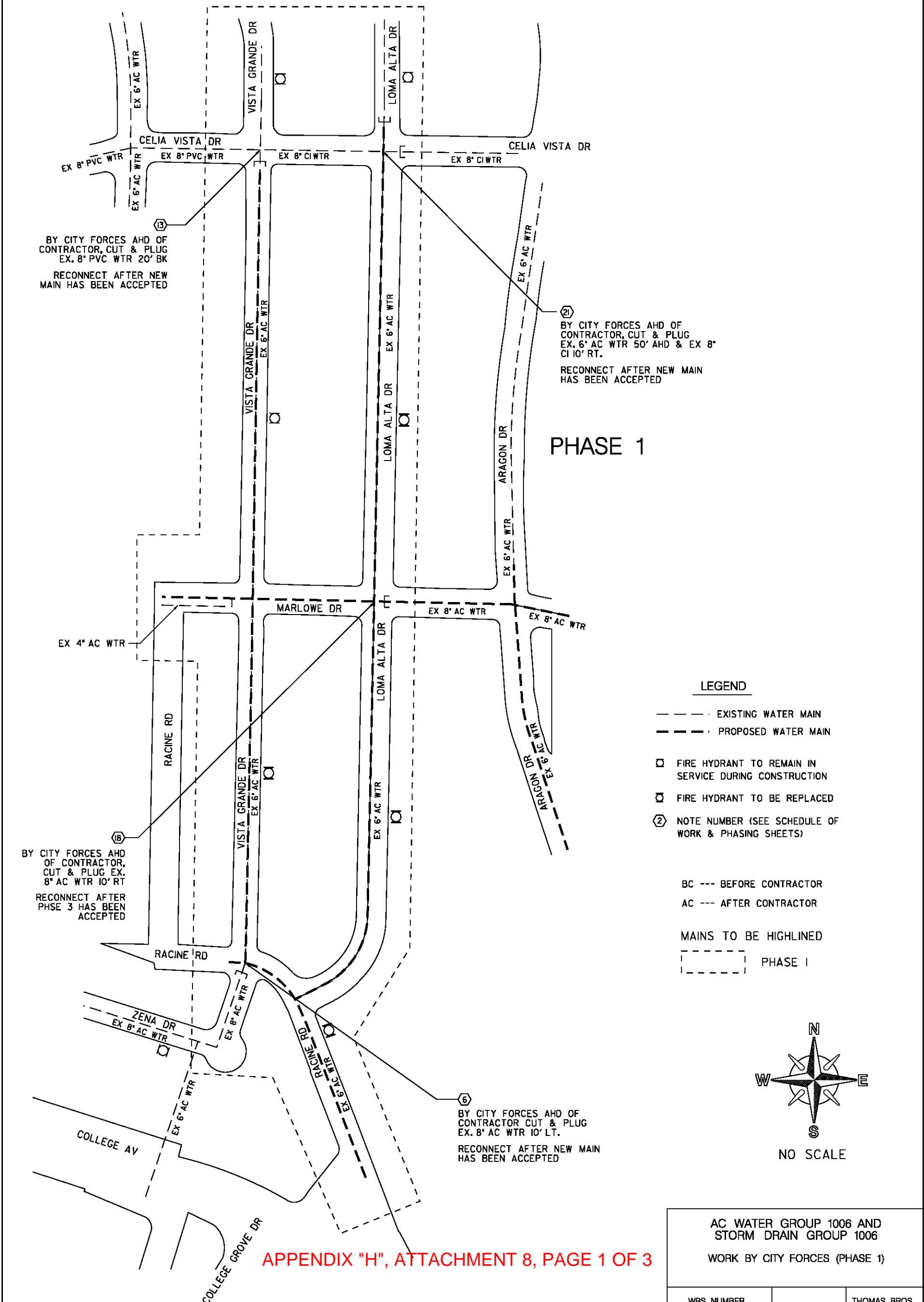


WBS # B14116 (WTR)/  
WBS #B15064 (SD)

## APPENDIX "H"

### ATTACHMENT 8

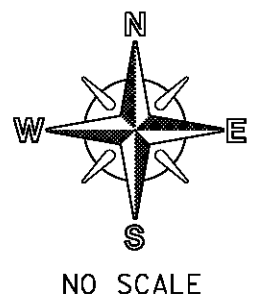
# WORK BY CITY FORCES



PHASE 1

**LEGEND**

- EXISTING WATER MAIN
- PROPOSED WATER MAIN
- FIRE HYDRANT TO REMAIN IN SERVICE DURING CONSTRUCTION
- FIRE HYDRANT TO BE REPLACED
- ② NOTE NUMBER (SEE SCHEDULE OF WORK & PHASING SHEETS)
- BC --- BEFORE CONTRACTOR
- AC --- AFTER CONTRACTOR
- MAINS TO BE HIGHLINED
- PHASE I



APPENDIX "H", ATTACHMENT 8, PAGE 1 OF 3

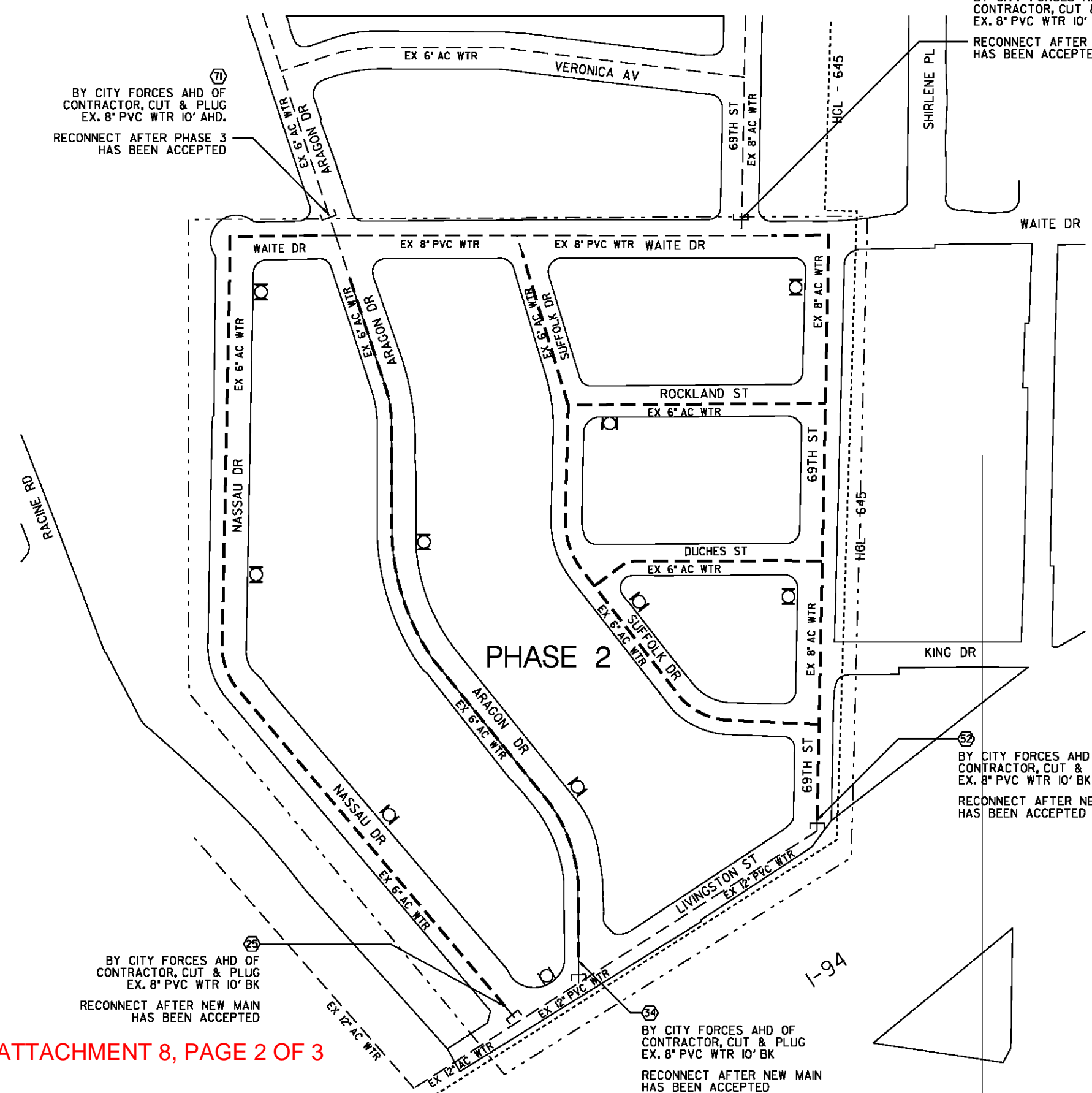
AC WATER GROUP 1006 AND STORM DRAIN GROUP 1006		
WORK BY CITY FORCES (PHASE 1)		
WBS NUMBER		THOMAS BROS.
B14116 (WTR)/315064 (SD)		1270-5E 1270-6E

IP\_PWP:01093321Sheet 100.dgn  
EGHmendez  
11-17

# WORK BY CITY FORCES

71  
BY CITY FORCES AHD OF CONTRACTOR, CUT & PLUG EX. 8" PVC WTR 10' AHD.  
RECONNECT AFTER PHASE 3 HAS BEEN ACCEPTED

78  
BY CITY FORCES AHD OF CONTRACTOR, CUT & PLUG EX. 8" PVC WTR 10' AHD.  
RECONNECT AFTER PHASE 3 HAS BEEN ACCEPTED



## LEGEND

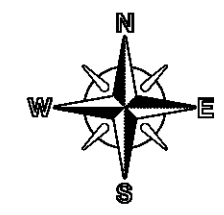
- EXISTING WATER MAIN
- PRESSURE ZONE BOUNDARY
- PROPOSED WATER MAIN
- FIRE HYDRANT TO REMAIN IN SERVICE DURING CONSTRUCTION
- FIRE HYDRANT TO BE REPLACED
- BC --- BEFORE CONTRACTOR
- AC --- AFTER CONTRACTOR
- MAINS TO BE HIGHLINED THIS SHEET
- PHASE 2

75  
BY CITY FORCES AHD OF CONTRACTOR, CUT & PLUG EX. 8" PVC WTR 10' BK  
RECONNECT AFTER NEW MAIN HAS BEEN ACCEPTED

52  
BY CITY FORCES AHD OF CONTRACTOR, CUT & PLUG EX. 8" PVC WTR 10' BK  
RECONNECT AFTER NEW MAIN HAS BEEN ACCEPTED

53  
BY CITY FORCES AHD OF CONTRACTOR, CUT & PLUG EX. 8" PVC WTR 10' BK  
RECONNECT AFTER NEW MAIN HAS BEEN ACCEPTED

APPENDIX "H", ATTACHMENT 8, PAGE 2 OF 3

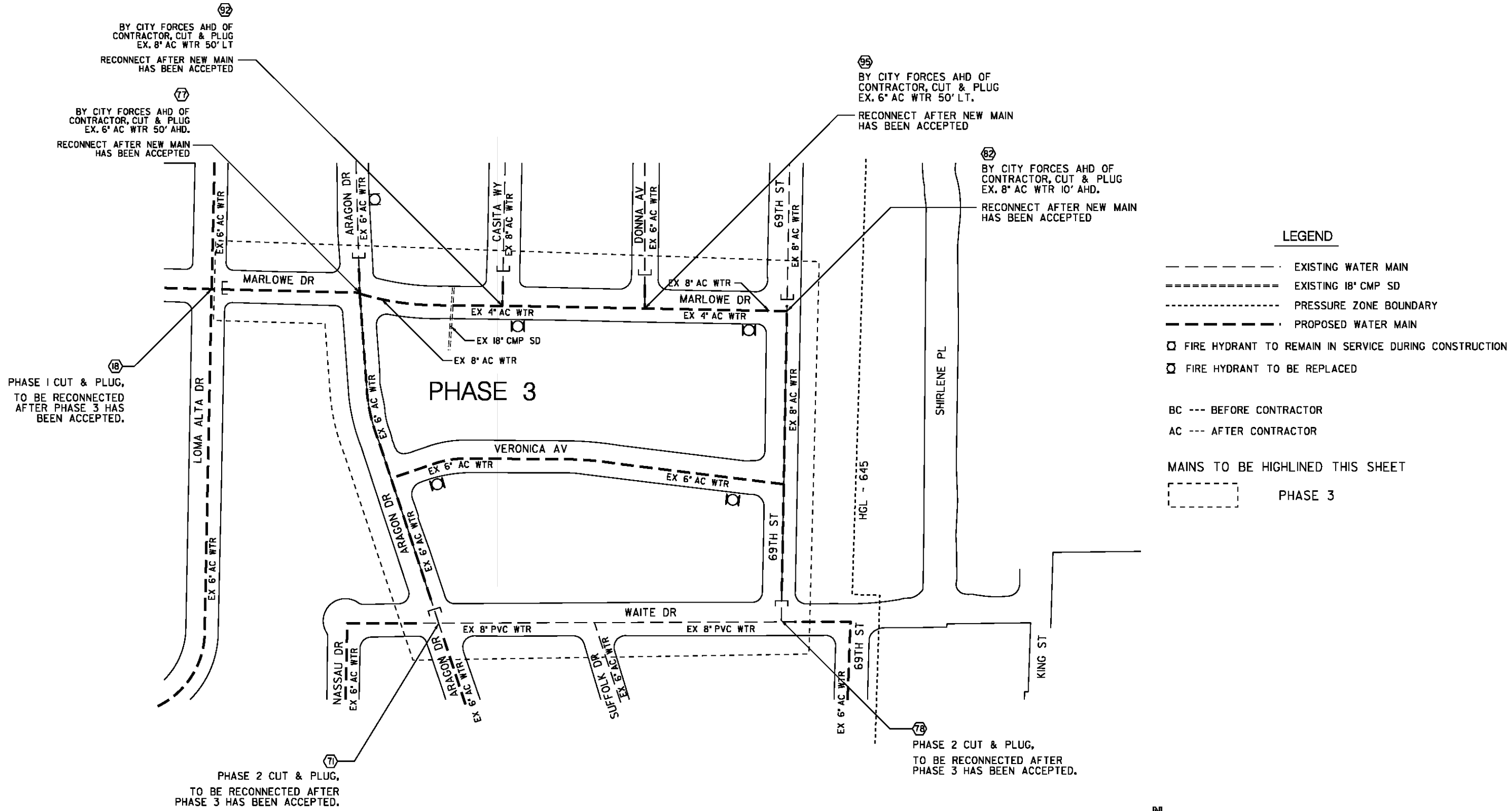


NO SCALE

AC WATER GROUP 1006 AND STORM DRAIN GROUP 1006	
WORK BY CITY FORCES (PHASE 2)	
WBS NUMBER B14116 (WTR)/B15084 (SD)	THOMAS BROS. 1270-5E 1270-6E

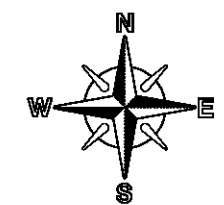
WORK BY CITY FORCES (PHASE 2)

# WORK BY CITY FORCES



### LEGEND

- EXISTING WATER MAIN
- EXISTING 18" CMP SD
- PRESSURE ZONE BOUNDARY
- PROPOSED WATER MAIN
- FIRE HYDRANT TO REMAIN IN SERVICE DURING CONSTRUCTION
- FIRE HYDRANT TO BE REPLACED
- BC --- BEFORE CONTRACTOR
- AC --- AFTER CONTRACTOR
- MAINS TO BE HIGHLINED THIS SHEET
- PHASE 3



NO SCALE

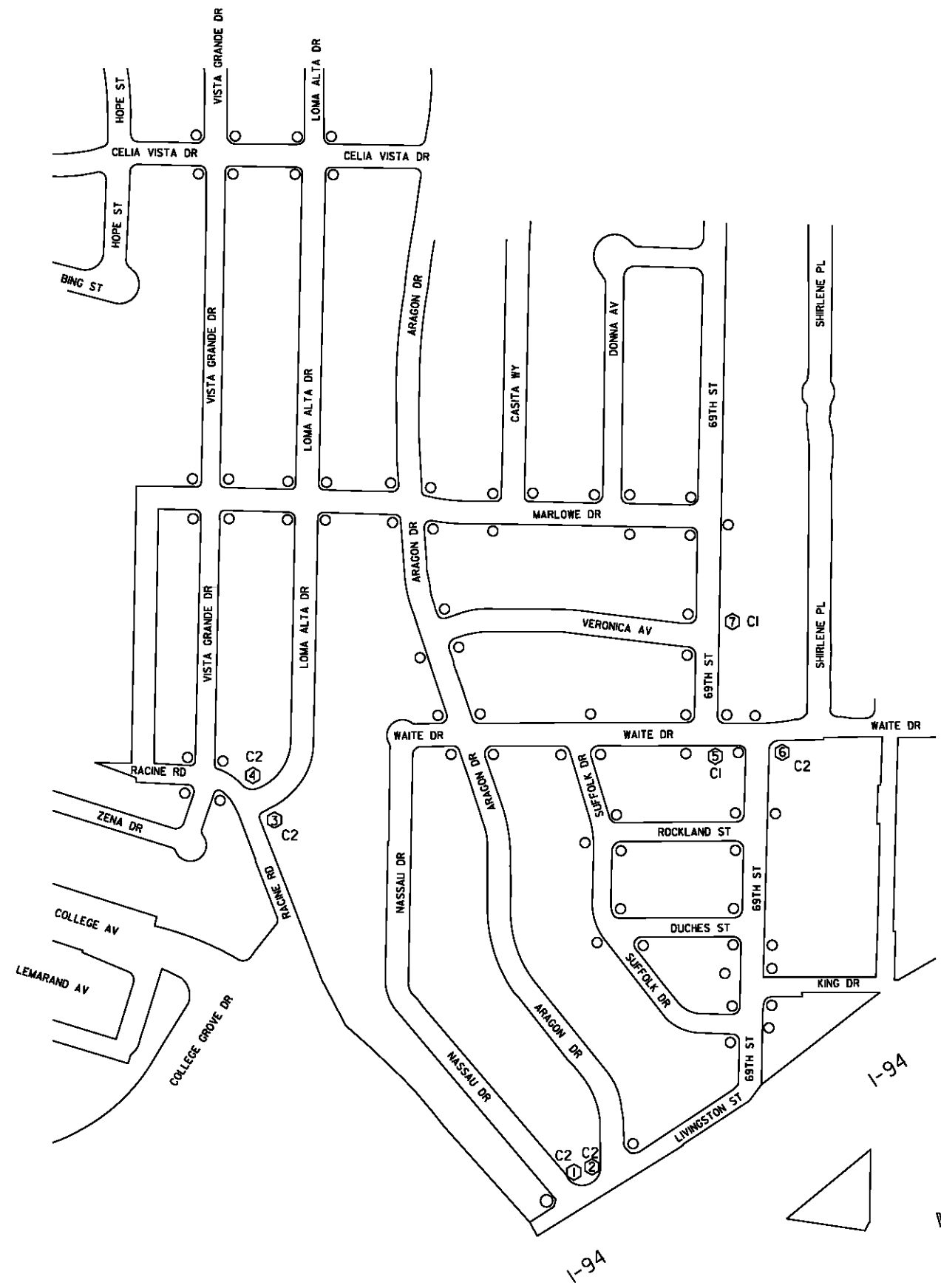
AC WATER GROUP 1006 AND STORM DRAIN GROUP 1006 WORK BY CITY FORCES (PHASE 3)	
WBS NUMBER B14116 (WTR)/B15064 (SD)	THOMAS BROS. 1270-5E 1270-6E

APPENDIX "H", ATTACHMENT 8, PAGE 3 OF 3

WORK BY CITY FORCES (PHASE 3)

## APPENDIX "H"

### ATTACHMENT 9



CURB RAMP NOTES TABLE								
LOCATION NO.	RAMP TYPE	NEW	REPLACEMENT	HISTORIC STAMPS	DETECTABLE WARNING TILES		CONSTRAINTS	COMMENTS / MODIFICATIONS
					• STAINLESS STEEL	• OTHER		
1	C2	X				X		
2	C2	X				X		
3	C2		X	X		X		
4	C2		X			X		
5	C1		X			X		
6	C2		X			X		
7	C1	X				X		

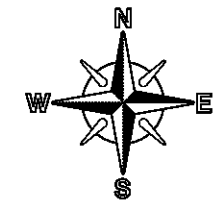
• THE DETECTABLE WARNING TILES SHALL BE PER THE CITY'S APPROVED MATERIALS LIST

**NOTE:**

- ① THE DESIGN CURB HEIGHT (X) REFERENCE IN RSD G-30 SHALL BE ESTABLISHED BY ONE OF THE FOLLOWING CONDITIONS:
  - a) IF THE RESULTING RAMP CAN BE CONSTRUCTED TO ITS FULL LENGTH WITHOUT CONSTRUCTIONS WITHIN THE AVAILABLE RIGHT-OF-WAY, THE DESIGN CURB HEIGHT (X) SHALL BE EQUAL TO THE EXISTING CURB HEIGHT.
  - b) IF THE RESULTING RAMP CANNOT BE CONSTRUCTED DUE TO A LACK OF AVAILABLE RIGHT-OF-WAY OR OBSTRUCTION (AND A SHIFT IN THE CURB RAMP LOCATION TO AVOID THE OBSTRUCTION IS REJECTED BY THE RESIDENT ENGINEER), THE DESIGN CURB HEIGHT (X) SHALL BE EQUAL TO THE THAT RESULTS FROM A RAMP LENGTH (Y) WHICH UTILIZES THE MAXIMUM AVAILABLE UNOBSTRUCTED RIGHT-OF-WAY.
- ② INSTALL ADD'L SIDEWALK AS REQUIRED TO PROVIDE ACCESS TO THE LANDING ZONE WITH 30' MIN. CLEARANCE
- ③ CONTRACTOR TO NOTIFY SURVEYING 30 DAYS PRIOR TO REMOVAL OF SIDEWALK FOR CURB RAMP CONSTRUCTION TO RELOCATE ANY SURVEY MARKERS, TEN (10) DAYS AFTER CONCRETE IS POURED, CONTRACTOR SHALL CONTACT THE CITY SURVEY SO THAT SURVEY DISKS BE REPLACED.

CURB RAMP LOCATION

APPENDIX "H", ATTACHMENT 9, PAGE 1 OF 1





NO SCALE

LEGEND		AC WATER GROUP 1006 AND STORM DRAIN GROUP 1006	
Ⓟ	CURB RAMP NO's	CURB RAMP LOCATION	
○	EX TRUNCATED DOME CURB RAMP	WBS NUMBER	THOMAS BROS.
PROPOSED CURB RAMP PER STANDARD DRAWINGS: CURB RAMP A & B SDG-132 CURB RAMP - TYPE C2 SDG-135 GENERAL CURB RAMP NOTES & SUPPLEMENTAL DETAILS SDG-130 EX STAMP/IMPRESSION PLACEMENT SDG-115		B14116 (WTR)/B15064 (SD)	1270-5E 1270-6E

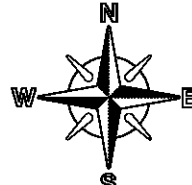
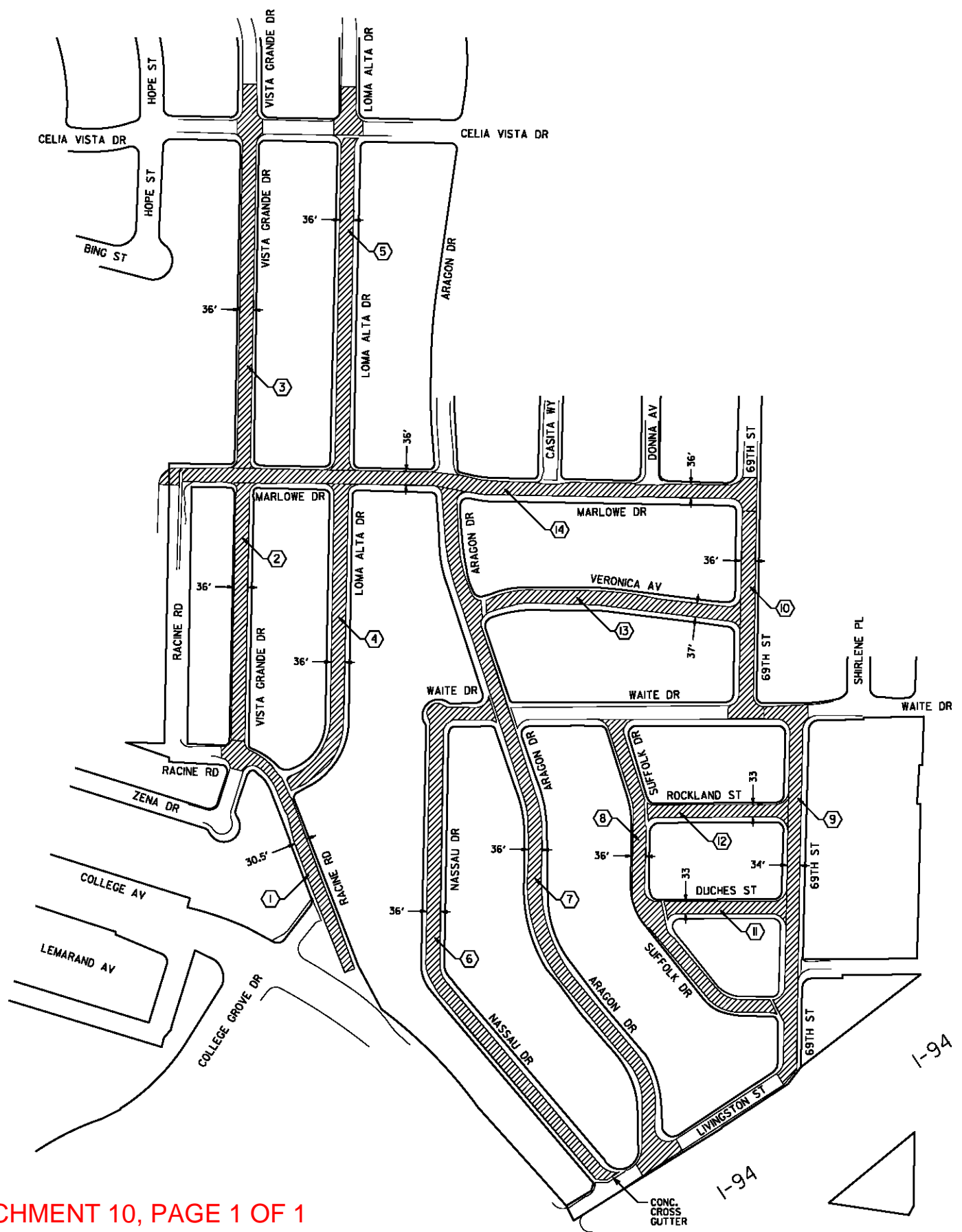
APPENDIX "H"

ATTACHMENT 10



LEGEND	
	APPROXIMATE LOCATION OF SLURRY SEAL
	LOCATION PER PAVING SCHEDULE NOTES (THIS SHEET)

PAVING SCHEDULE NOTES				
NO.	LOCATION	STATION	STATION	APPROX. AREA (sq. ft)
①	RACINE RD	1+00	7+80	20740.0
②	VISTA GRANDE DR (SOUTH)	1+00	7+60	23760.0
③	VISTA GRANDE DR (NORTH)	7+98.36	17+82	35411.0
④	LOMA ALTA DR (SOUTH)	1+00	9+57	30852.0
⑤	LOMA ALTA DR (NORTH)	9+93.5	20+18	36882.0
⑥	NASSAU DR/WAITE DR	1+00	16+47	55692.0
⑦	ARAGON DR	1+00	20+38	69740.0
⑧	SUFFOLK DR	1+00	10+86	35484.5
⑨	69TH ST (SOUTH OF WAITE DR)	1+00	11+07	34238.6
⑩	69TH ST (NORTH OF WAITE DR)	1+00	8+17	25812.0
⑪	DUCHES ST	1+00	4+22	10631.3
⑫	ROCKLAND ST	1+00	4+75.5	12391.4
⑬	VERONICA AV	1+00	7+83.5	25289.5
⑭	MARLOWE DR	1+00	16+98	57528.0
TOTAL AREA OF SLURRY SEAL				474,452.3 SF



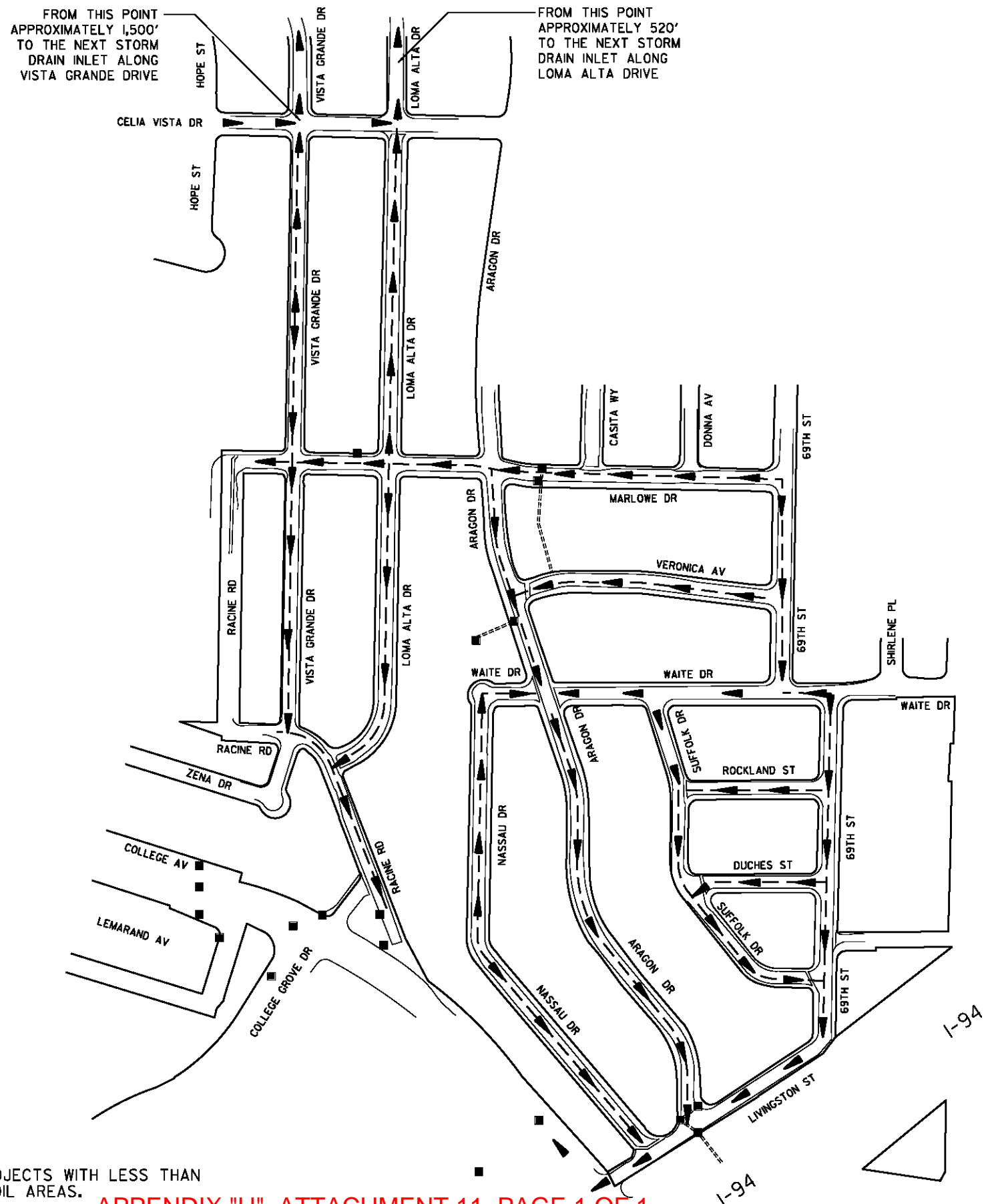
NO SCALE

AC WATER GROUP 1006 AND STORM DRAIN GROUP 1006 STREET RESURFACING	
WBS NUMBER B14116 (WTR)/B15064 (SD)	THOMAS BROS. 1270-5E 1270-6E

APPENDIX "H", ATTACHMENT 10, PAGE 1 OF 1

APPENDIX "H"

ATTACHMENT 11

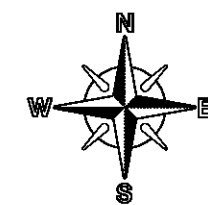


**NOTES:**

1. THE INFORMATION ON THIS SITE PLAN IS INTENDED TO BE USED AS A GUIDELINE FOR THE CONTRACTOR AND SUBCONTRACTOR TO INSTALL WATER POLLUTION CONTROL DEVICES AT GENERAL LOCATIONS THROUGHOUT THE PROJECT SITE, THIS SITE PLAN IS TO BE USED IN CONJUNCTION WITH THE NARRATIVE SECTION OF THE WATER POLLUTION CONTROL SPECIFICATIONS.
2. INLET PROTECTION REQUIRED AT ALL STORM DRAINS RECEIVING RUNOFF FROM DISTURBED SOIL AREAS.
3. CONTRACTOR TO UPDATE / REVISE AS NECESSARY.
4. THE INFORMATION ON THE SITE PLAN IS ACCURATE FOR WATER POLLUTION CONTROL PURPOSES ONLY.

LEGEND

SURFACE FLOW TO STORM DRAIN ARROWS	▲
STORM DRAINS AFFECTED BY CONSTRUCTION	■
NEW WATER MAIN	- - - -
EXISTING STORM DRAIN	.....
ADDITIONAL NOTES SUPPLIED BY CONTRACTOR	
STAGING/STOCKPILE AREA	X



NO SCALE

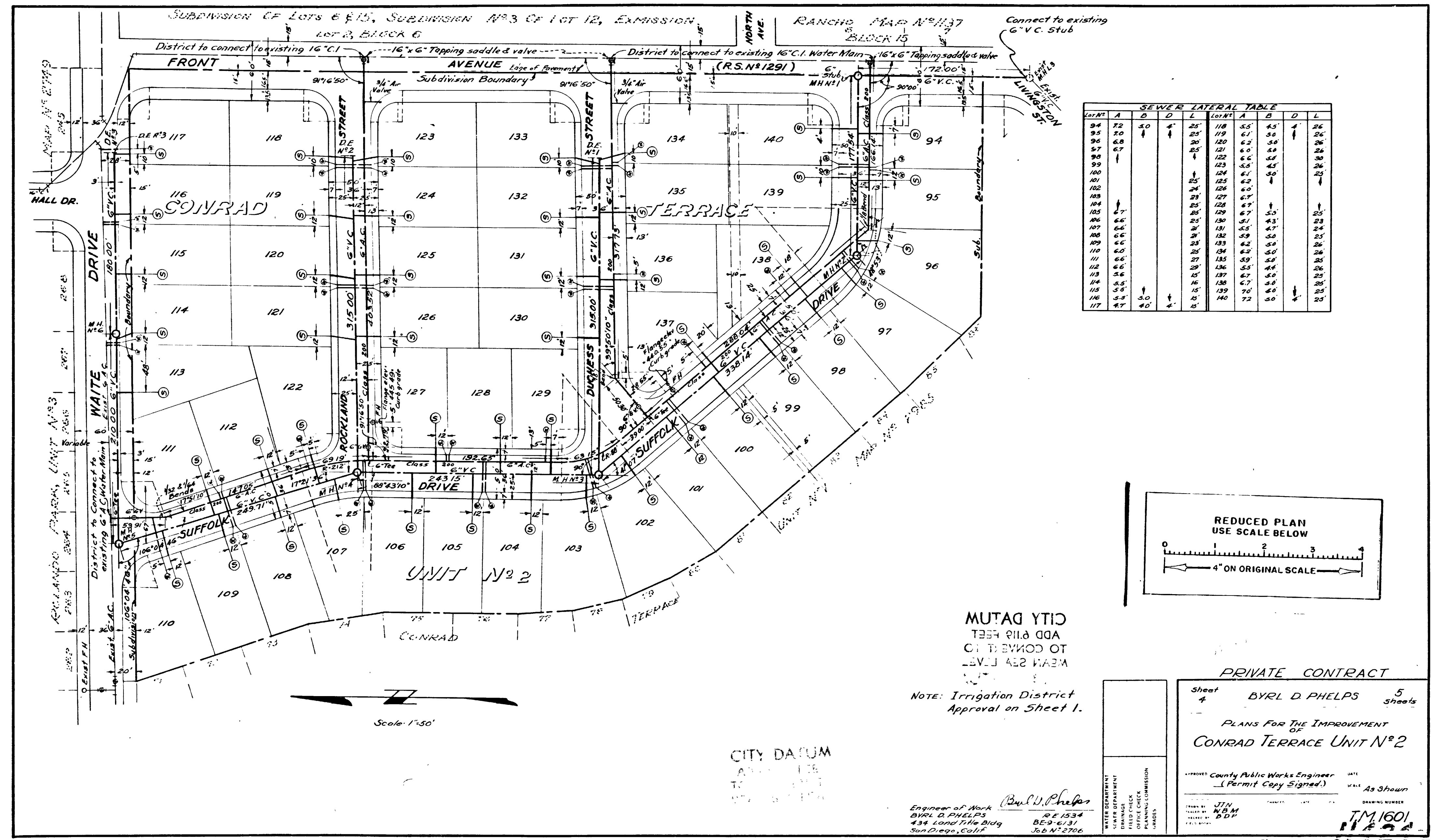
AC WATER GROUP 1006 AND STORM DRAIN GROUP 1006 WATER POLLUTION CONTROL SITE PLAN	
WBS NUMBER B14118 (WTR)/B15084 (SD)	THOMAS BROS. 1270-5E 1270-6E

NOTE:  
THIS SHEET IS USED FOR PROJECTS WITH LESS THAN ONE (1) ACRE IN DISTURBED SOIL AREAS.

APPENDIX "H", ATTACHMENT 11, PAGE 1 OF 1

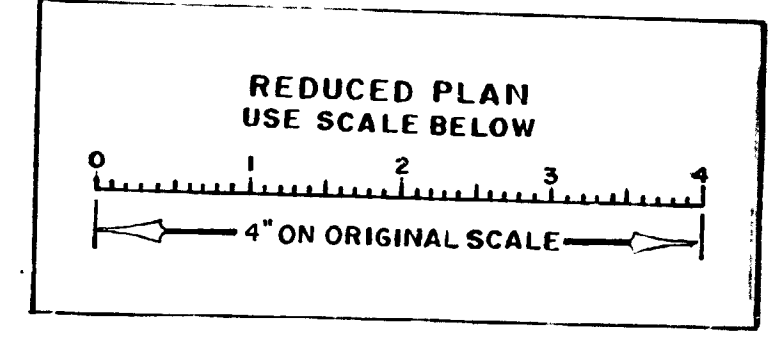
## APPENDIX "H"

## ATTACHMENT 12



SEWER LATERAL TABLE

Lot No.	A	D	D	L	Lot No.	A	B	D	L
94	72	3.0	4	25	110	5.5	4.5	4	26
95	20	3.0	4	25	111	6.1	5.6	4	26
96	6.8	3.0	4	25	112	6.2	5.6	4	26
97	6.7	3.0	4	25	113	6.0	5.6	4	26
98	3.0	3.0	4	25	114	6.6	6.0	4	26
99	3.0	3.0	4	25	115	6.5	6.0	4	26
100	3.0	3.0	4	25	116	6.1	5.0	4	25
101	3.0	3.0	4	25	117	6.2	5.0	4	25
102	3.0	3.0	4	25	118	6.0	5.0	4	25
103	3.0	3.0	4	25	119	6.7	6.0	4	25
104	3.0	3.0	4	25	120	6.7	5.0	4	25
105	6.7	3.0	4	25	121	6.1	4.5	4	24
106	6.6	3.0	4	25	122	5.8	4.7	4	24
107	6.6	3.0	4	25	123	5.9	4.6	4	24
108	6.6	3.0	4	25	124	6.2	5.4	4	24
109	6.6	3.0	4	25	125	6.2	5.0	4	24
110	6.0	3.0	4	25	126	5.5	4.4	4	24
111	6.6	3.0	4	25	127	6.7	5.0	4	24
112	6.6	3.0	4	25	128	6.5	4.4	4	24
113	5.6	3.0	4	25	129	6.7	5.0	4	24
114	5.5	3.0	4	25	130	6.7	4.4	4	24
115	5.5	3.0	4	25	131	6.0	4.4	4	24
116	5.5	3.0	4	25	132	6.7	5.0	4	24
117	4.7	3.0	4	25	133	7.0	6.0	4	24



MUTAD YTIQ  
ADD 811 FEET  
CITY OF CONRAD  
LEVEL 422 MEAN SEA LEVEL

NOTE: Irrigation District  
Approval on Sheet 1.

PRIVATE CONTRACT

Sheet 4 BYRL D PHELPS 5 Sheets

PLANS FOR THE IMPROVEMENT  
OF  
CONRAD TERRACE UNIT N<sup>o</sup> 2

APPROVED County Public Works Engineer (Permit Copy Signed) As Shown

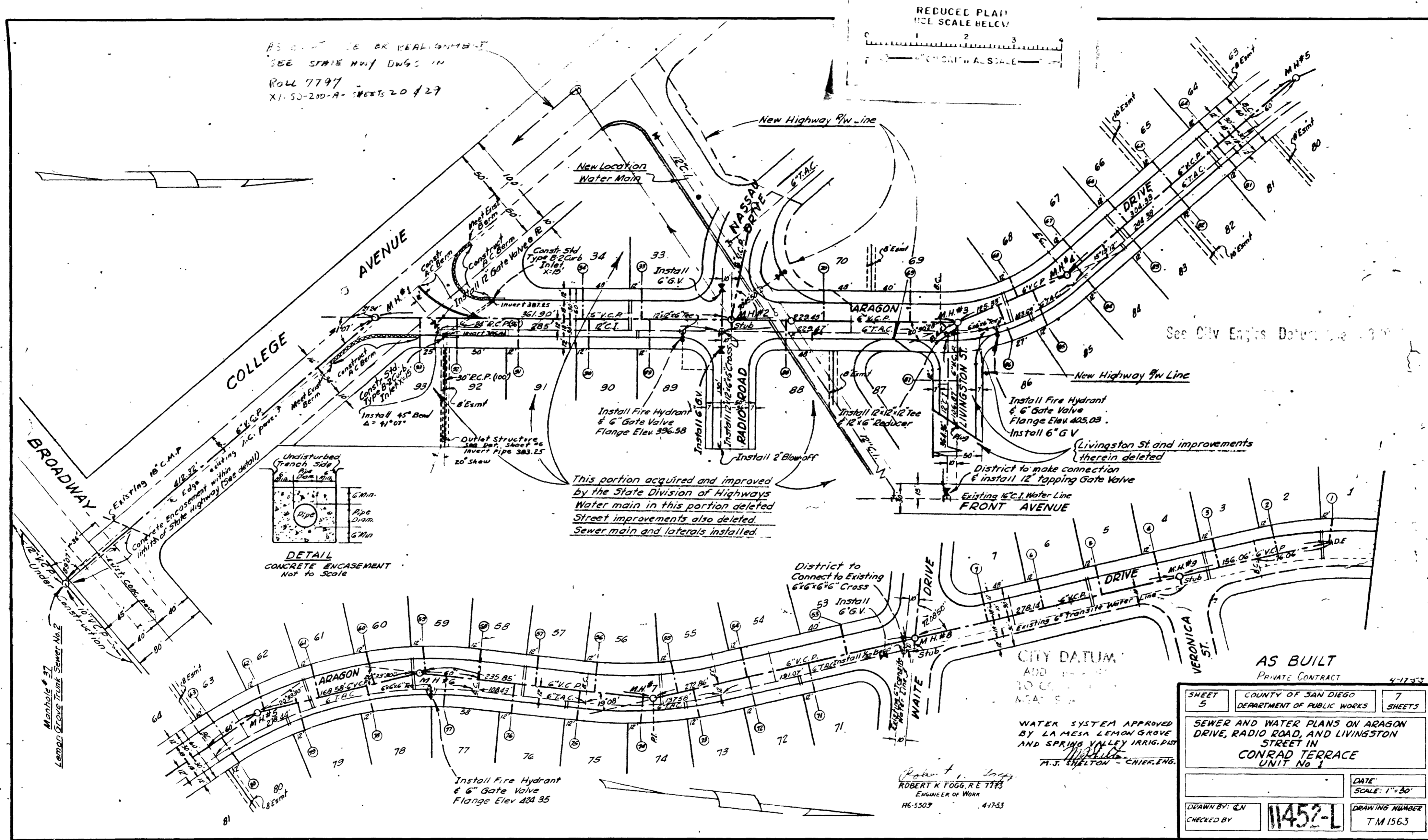
Drawn by JIN  
Checked by NDM  
Drawing Number TM 1601

CITY DATUM

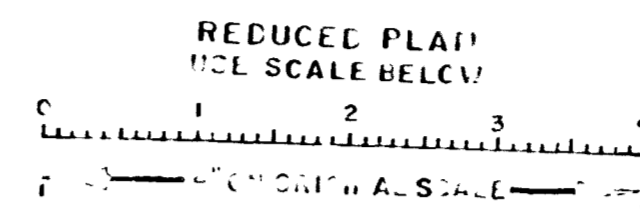
Engineer of Work  
BYRL D. PHELPS  
434 Land Title Bldg  
San Diego, Calif.

RE 1534  
BE-9-6/31  
J.S.B. N-2706

CONSTRUCTION	RECORD
DATE	DATE
BY	BY
REVISION	REVISION



AS BUILT OR REALIGNMENT  
SEE STATE HWY DWGS IN  
ROLL 7797  
X1-50-210-A-SHEETS 20 & 29



This portion acquired and improved by the State Division of Highways. Water main in this portion deleted. Street improvements also deleted. Sewer main and laterals installed.

DETAIL  
CONCRETE ENCASEMENT  
Not to Scale

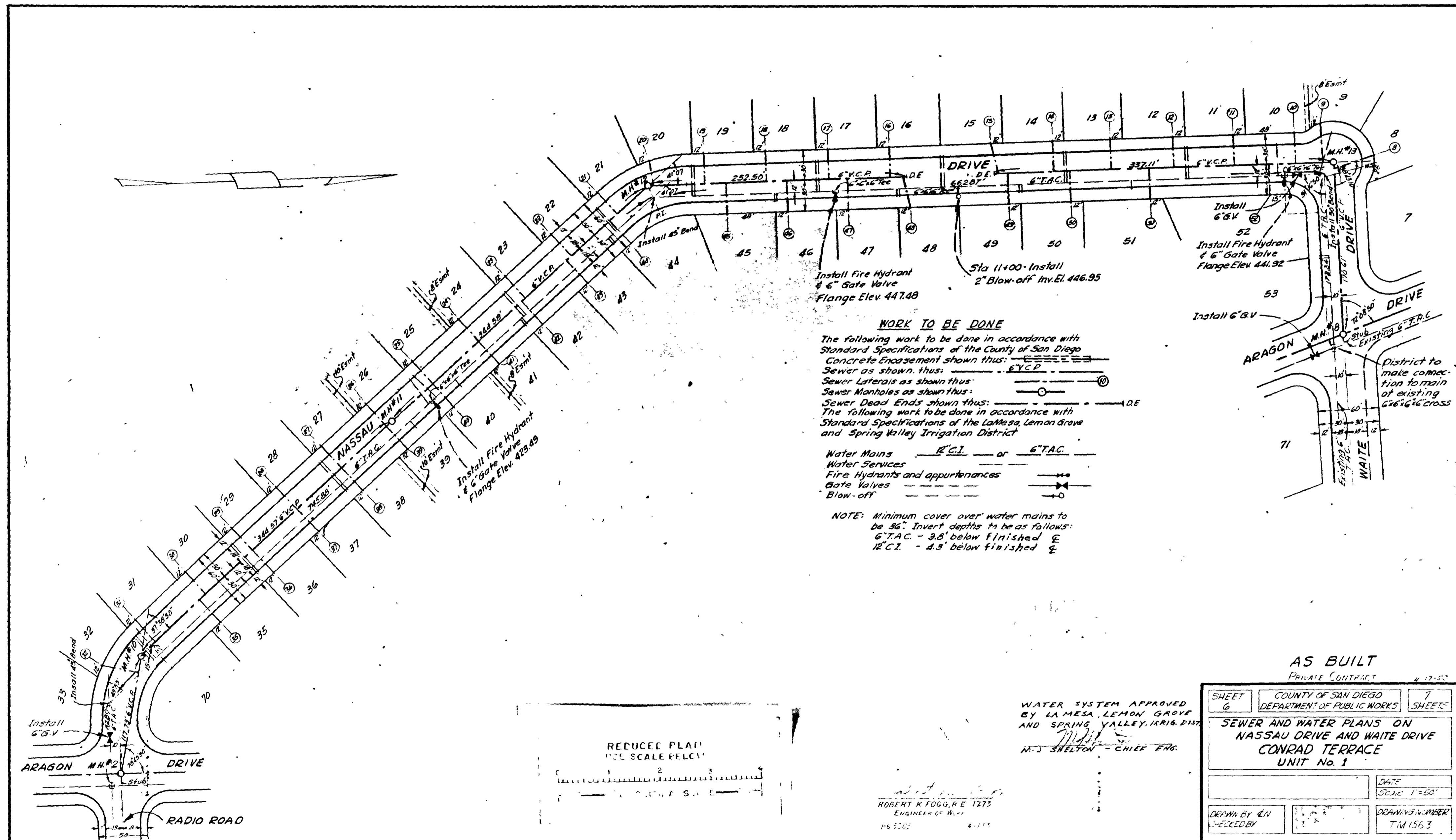
CITY DATUM  
ADD TO CONRAD TERRACE  
NEAR S...

AS BUILT  
PRIVATE CONTRACT 4-17-53

WATER SYSTEM APPROVED BY LA MESA LEMON GROVE AND SPRING VALLEY IRRIG. DIST. M.J. SHELTON - CHIEF ENG.

Robert K. Fogg, R.E. 7193  
ENGINEER OF WORK  
HE-5309 4-17-53

SHEET 5	COUNTY OF SAN DIEGO	7
	DEPARTMENT OF PUBLIC WORKS	SHEETS
SEWER AND WATER PLANS ON ARAGON DRIVE, RADIO ROAD, AND LIVINGSTON STREET IN CONRAD TERRACE UNIT No. 1		
DRAWN BY: JCN	11452-L	DATE: SCALE: 1"=30'
CHECKED BY:		DRAWING NUMBER: TM 1563



**WORK TO BE DONE**

The following work to be done in accordance with Standard Specifications of the County of San Diego

Concrete Encasement shown thus:

Sewer as shown thus:

Sewer Laterals as shown thus:

Sewer Manholes as shown thus:

Sewer Dead Ends shown thus:

The following work to be done in accordance with Standard Specifications of the La Mesa Lemon Grove and Spring Valley Irrigation District

Water Mains or 6\"/>

Water Services

Fire Hydrants and appurtenances

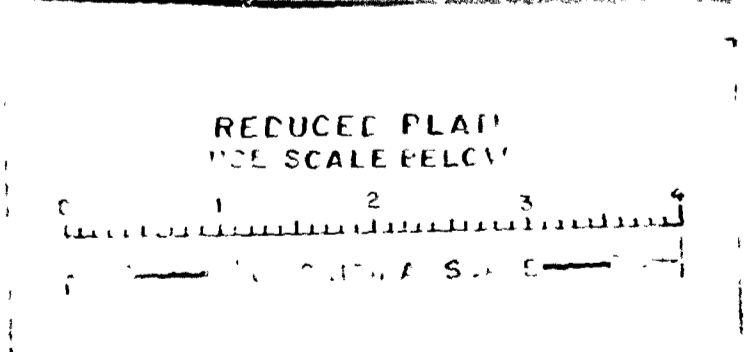
Gate Valves

Blow-off

NOTE: Minimum cover over water mains to be 36\"/>

6\"/>

12\"/>



WATER SYSTEM APPROVED BY LA MESA LEMON GROVE AND SPRING VALLEY IRRIG. DIST.

M. J. SHELTON - CHIEF ENG.

ROBERT K. FOGG, R.E. 1273  
ENGINEER OF W.P.

6-1-53

**AS BUILT**  
PRIVATE CONTRACT 4-17-53

SHEET 6	COUNTY OF SAN DIEGO DEPARTMENT OF PUBLIC WORKS	7 SHEETS
SEWER AND WATER PLANS ON NASSAU DRIVE AND WAITE DRIVE CONRAD TERRACE UNIT No. 1		
DRAWN BY: EN		DATE: 6-1-53
CHECKED BY:		SCALE: 1"=50'
DRAWING NUMBER: T.W. 1563		



WATER PLAN  
SCALE: 1"=100'

**NOTES**

The connections to existing water mains shown on this plan will be made by the La Mesa Lemon Grove and Spring Valley Irrigation District. A standard length of pipe of 30' or 40' shall be installed by the District adjacent to the connection.

The contractor shall excavate and install all fire hydrants and valves. The connections to existing mains will be made by the District. Two pipe lengths of the existing mains will be connected to the hydrant by the District.

Fire hydrants shall be located 2' behind the curb.

Water services shall terminate 3' behind base of curb.

All fittings to be Baker die-cast. Use fire fittings except at the parent assemblies and where otherwise specified.

**WORK TO BE DONE**

- The contractor shall be sure that all work is done in accordance with the standard specifications and details of the San Diego County and Spring Valley Irrigation District.
- The construction of Transite 36" diameter water main.
- The construction of fire hydrants and valves.
- The construction of 3/4" copper water services as shown.
- The construction of 2" brass valves as shown.
- The construction of cast iron gate valves and other valves with cast iron covers as shown.
- The construction of water main appurtenances as shown.
- The construction of 3/4" air release valve as shown.

MINUTELMED

INDEXED  
MAR 8 1965

PRIVATE CONTRACT

SHEET 1	LA MESA LEMON GROVE AND SPRING VALLEY IRRIG. DIST.	2	SHEET 1
PLANS FOR WATER MAINS ETC. IN AND ADJOINING COSGROVE HEIGHTS ANNEX, UNIT 112			
APPROVED	<i>[Signature]</i>	DATE	3/1/65
	CHIEF ENGINEER	SCALE	AS SHOWN
DRAWN BY: E.A.L.	DATE CHANGE	CHECKED BY:	119304D

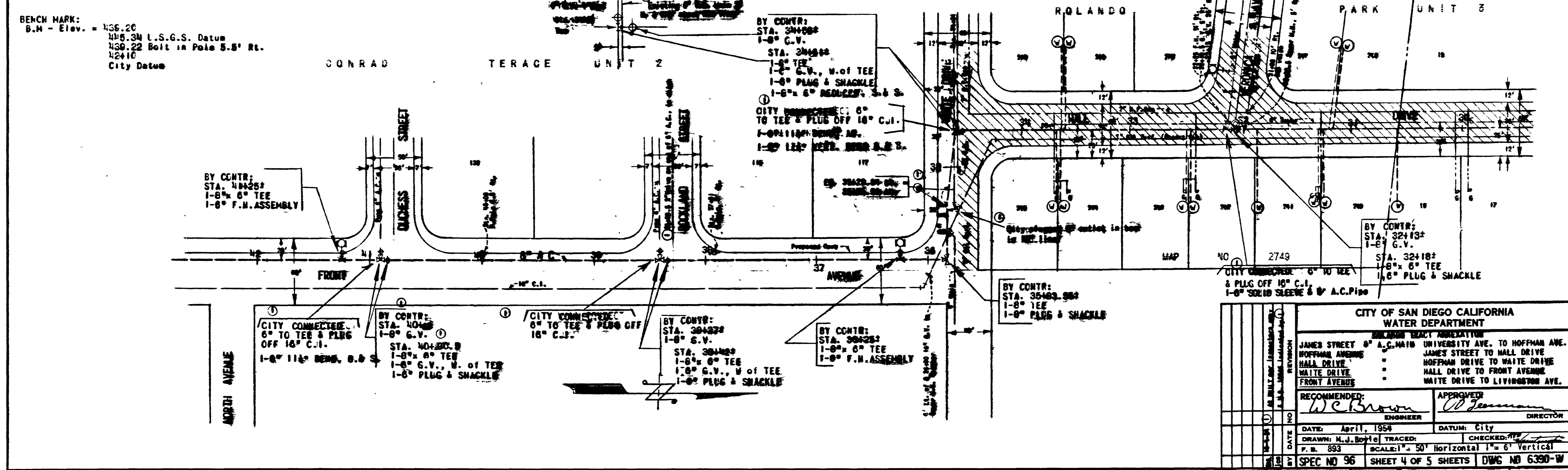
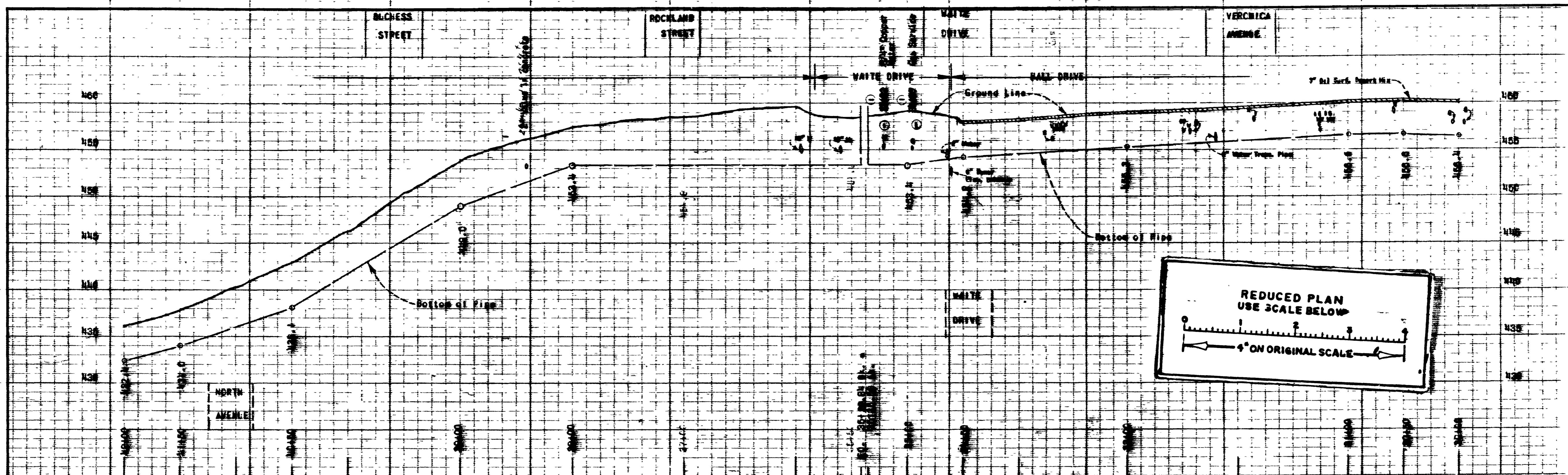
ENGINEER OF WORK:  
E.A. LAWRENCE, R.E. 1861  
H-6-2303

W.D. 75 27

C.P. 26 of 30







BENCH MARK:  
 B.M. - Elev. = 136.20  
 11/5.34 L.S.G.S. Datum  
 138.22 Bolt in Pole 5.8' Rt.  
 12410  
 City Datum

BY CONTR:  
 STA. 18425+  
 1-8" 6" TEE  
 1-8" F.M. ASSEMBLY

BY CONTR:  
 STA. 30400+  
 1-8" C.V.  
 STA. 30414+  
 1-8" TEE  
 1-8" C.V., W. of TEE  
 1-8" PLUG & SHACKLE  
 1-6" 6" REDUCER, 3' & 3'

CITY CONNECTOR: 6" TO TEE & PLUG OFF 16" C.I.  
 1-8" 11 1/2" BEND, 8' & 3'

CITY CONNECTOR: 6" TO TEE & PLUG OFF 16" C.I.  
 1-8" 11 1/2" BEND, 8' & 3'

BY CONTR:  
 STA. 10400+  
 1-8" G.V.  
 STA. 10400+  
 1-8" 6" TEE  
 1-8" G.V., W. of TEE  
 1-8" PLUG & SHACKLE

CITY CONNECTOR: 6" TO TEE & PLUG OFF 16" C.I.

BY CONTR:  
 STA. 30432+  
 1-8" G.V.  
 STA. 30440+  
 1-8" 6" TEE  
 1-8" C.V., W. of TEE  
 1-8" PLUG & SHACKLE

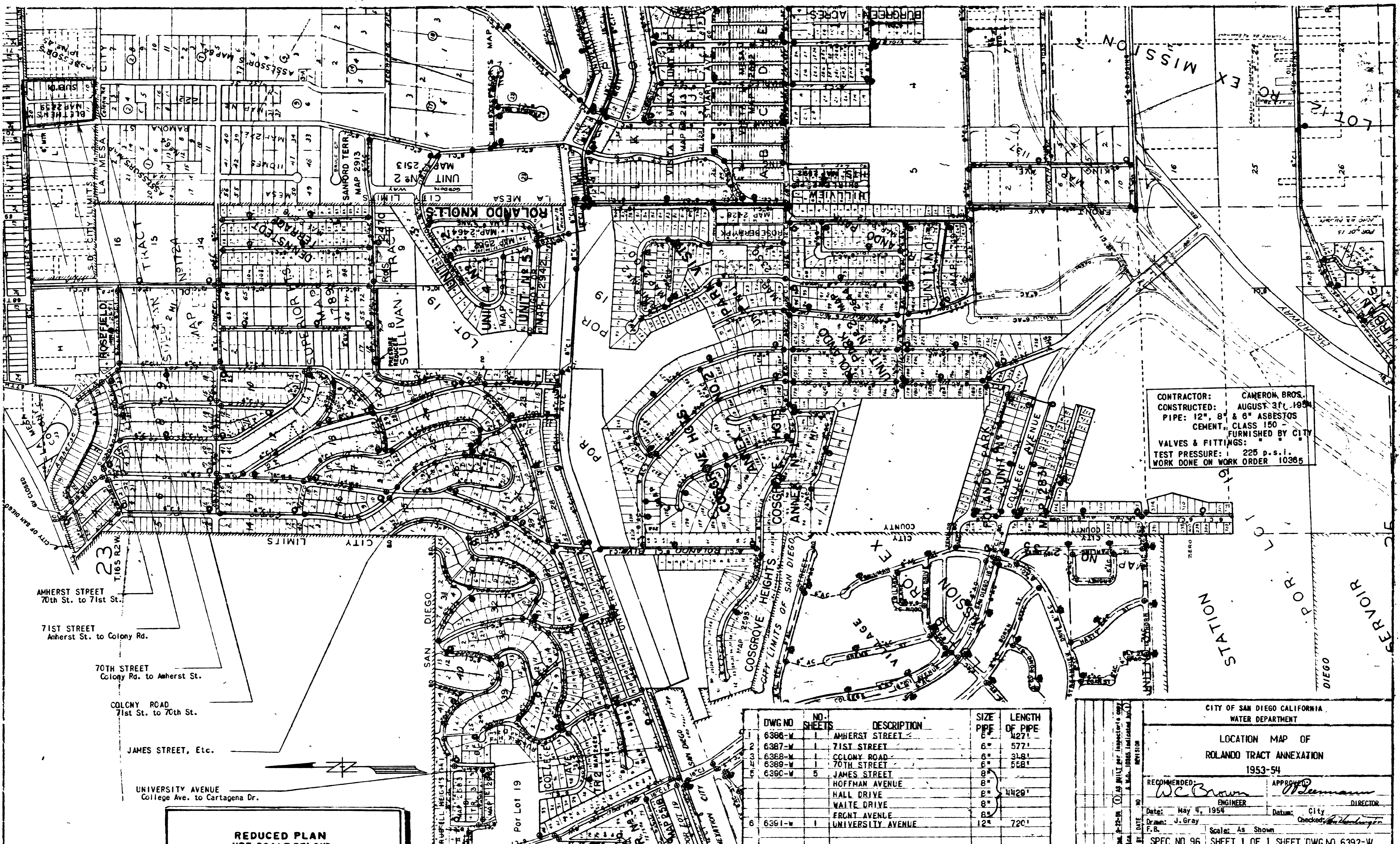
BY CONTR:  
 STA. 30423+  
 1-8" 6" TEE  
 1-8" F.M. ASSEMBLY

BY CONTR:  
 STA. 35403.984  
 1-8" TEE  
 1-8" PLUG & SHACKLE

BY CONTR:  
 STA. 32413+  
 1-8" C.V.  
 STA. 32418+  
 1-8" 6" TEE  
 1-8" PLUG & SHACKLE

CITY CONNECTOR: 6" TO TEE & PLUG OFF 16" C.I.  
 1-8" SOLID SLEEVE & 8" A.C. PIPE

CITY OF SAN DIEGO CALIFORNIA WATER DEPARTMENT	
RECOMMENDED: <i>W.C. Brown</i> ENGINEER	
APPROVED: <i>W.C. Brown</i> DIRECTOR	
DATE: April, 1954	DATUM: City
DRAWN: M.J. Boyle	TRACED: [ ]
P. N. 893	SCALE: 1" = 50' Horizontal 1" = 6' Vertical
SPEC NO 96	SHEET 4 OF 5 SHEETS DWG NO 6390-W
AS BUILT OCTOBER 1954	



CONTRACTOR: CAMERON BROS.  
 CONSTRUCTED: AUGUST 31, 1954  
 PIPE: 12", 8" & 6" ASBESTOS CEMENT, CLASS 150 - FURNISHED BY CITY  
 VALVES & FITTINGS:  
 TEST PRESSURE: 225 p.s.i.  
 WORK DONE ON WORK ORDER 10365

AMHERST STREET  
70th St. to 71st St.

71ST STREET  
Amherst St. to Colony Rd.

70TH STREET  
Colony Rd. to Amherst St.

COLONY ROAD  
71st St. to 70th St.

JAMES STREET, Etc.

UNIVERSITY AVENUE  
College Ave. to Cartagena Dr.

DWG NO	NO. SHEETS	DESCRIPTION	SIZE PIPE	LENGTH OF PIPE
1	6386-W	1 AMHERST STREET	6"	127'
2	6387-W	1 71ST STREET	6"	577'
3	6388-W	1 COLONY ROAD	6"	318'
4	6389-W	1 70TH STREET	6"	558'
5	6390-W	5 JAMES STREET HOFFMAN AVENUE HALL DRIVE WALTE DRIVE	8"	429'
6	6391-W	1 FRONT AVENUE UNIVERSITY AVENUE	12"	720'

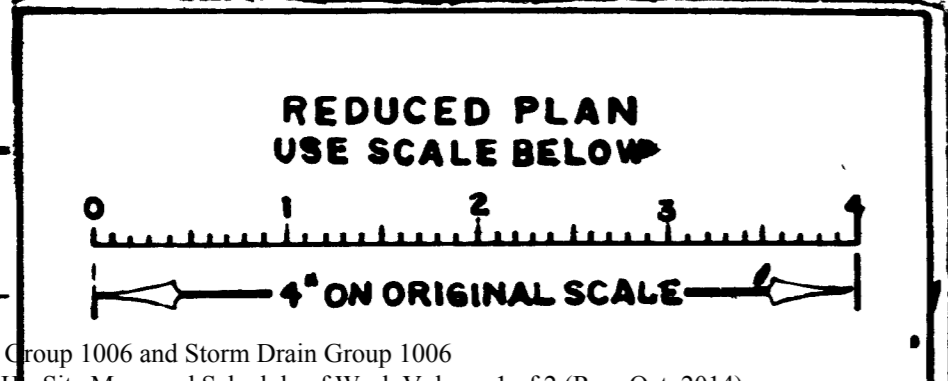
CITY OF SAN DIEGO CALIFORNIA  
 WATER DEPARTMENT

LOCATION MAP OF  
 ROLANDO TRACT ANNEXATION  
 1953-54

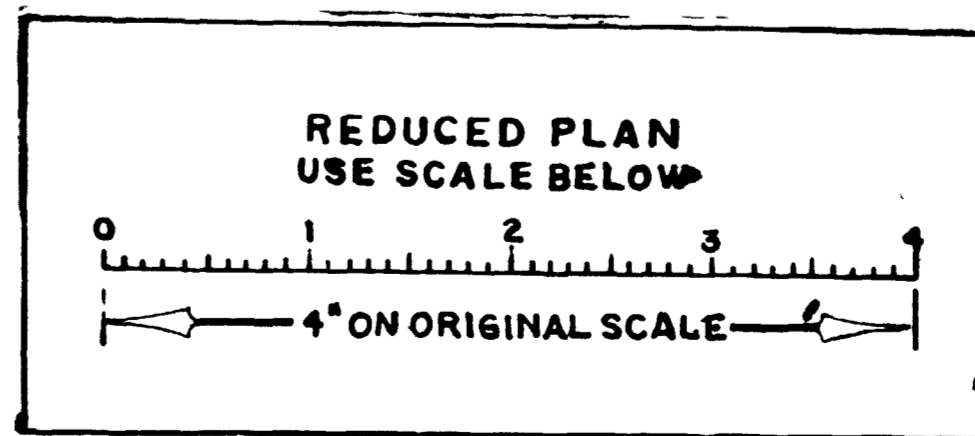
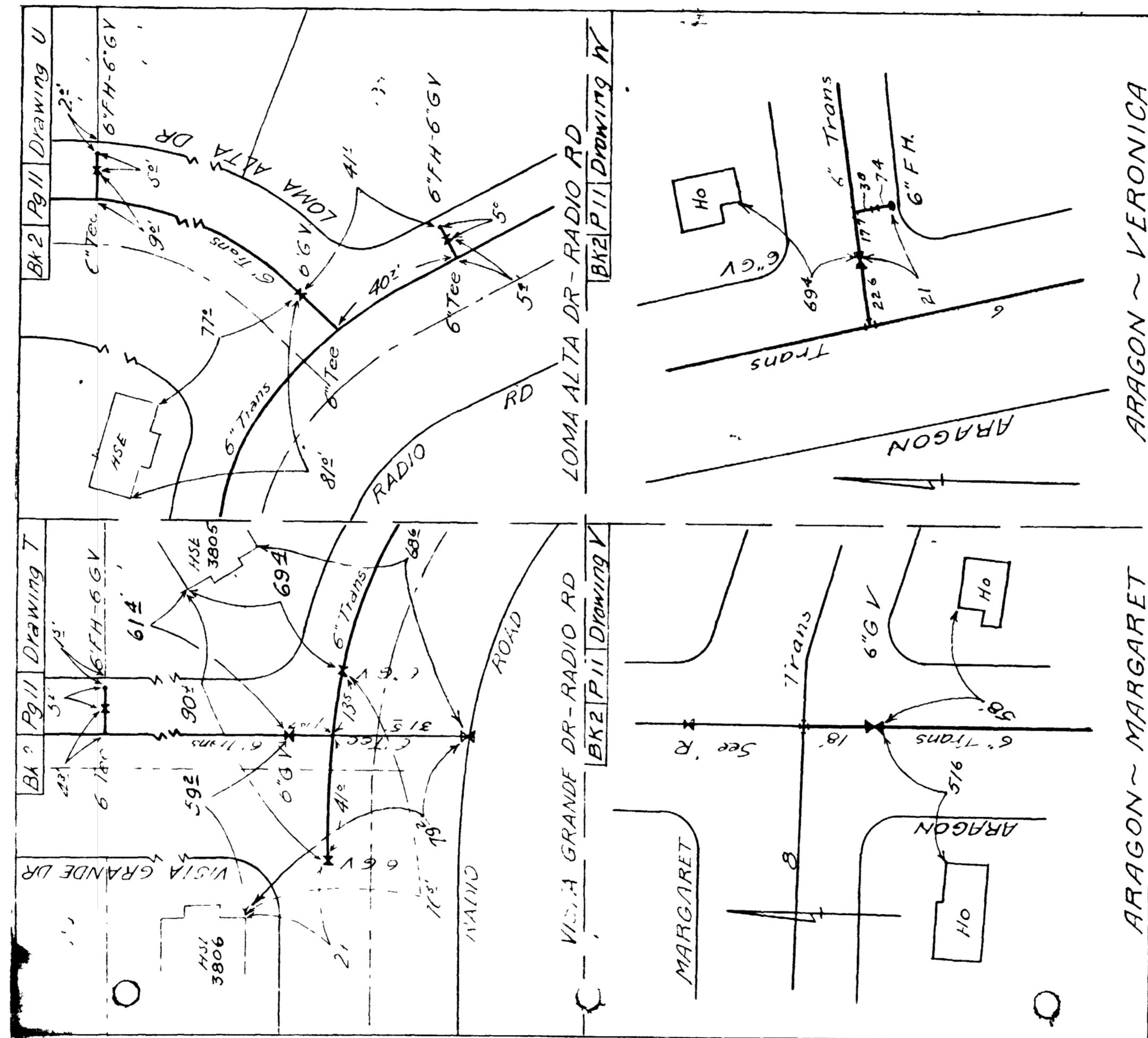
RECOMMENDED: *W.C. Brown* ENGINEER  
 APPROVED: *W. P. ...* DIRECTOR

Date: May 4, 1954  
 Drawn: J. Gray  
 F.B. Scale: As Shown  
 Checked: *...*

SPEC NO 96 SHEET 1 OF 1 SHEET DWG NO 6392-W  
 AS BUILT SEPTEMBER 1954

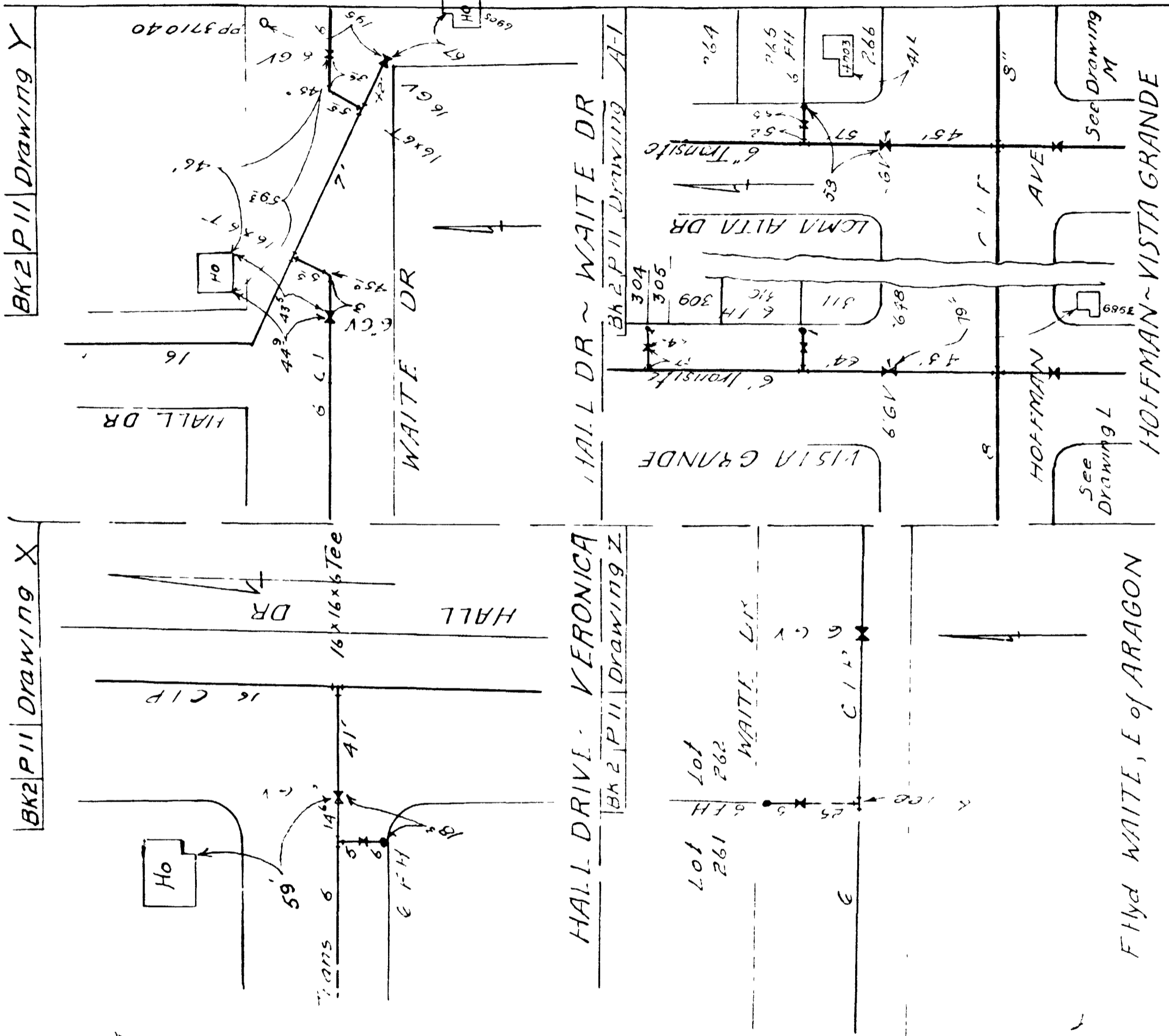


AC Water Group 1006 and Storm Drain Group 1006  
 Appendix I - Site Maps and Schedule of Work Volume 1 of 2 (Rev. Oct. 2014)



MICROFILMED  
 JAN 6 1984

6622

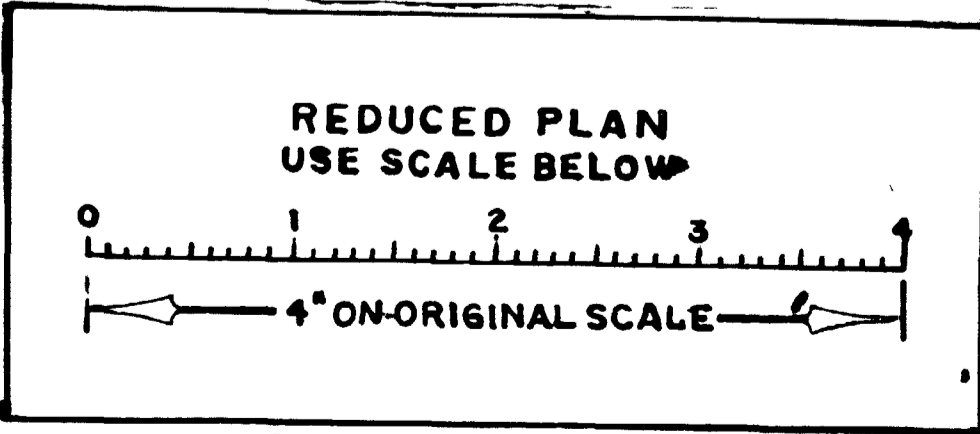


BK2 P11 Drawing Y

BK2 P11 Drawing X

BK2 P11 Drawing A-I

BK2 P11 Drawing Z



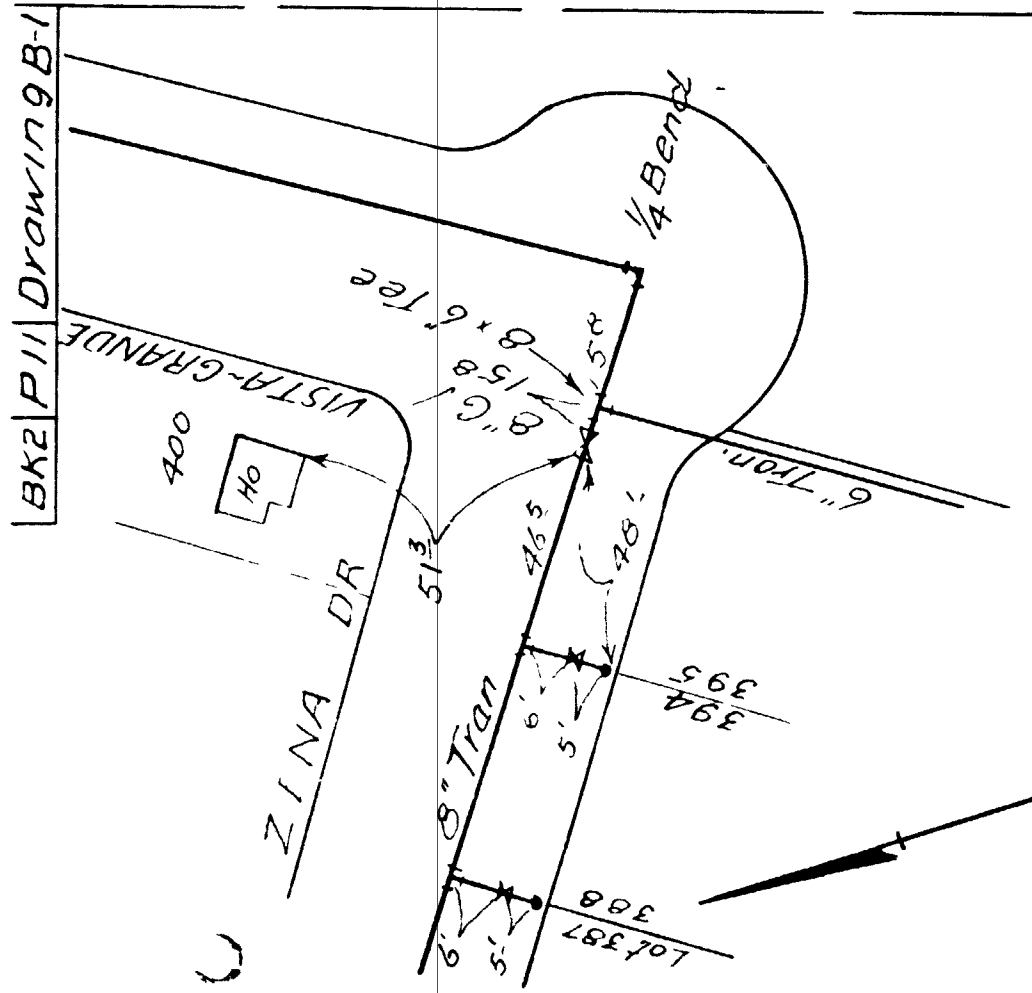
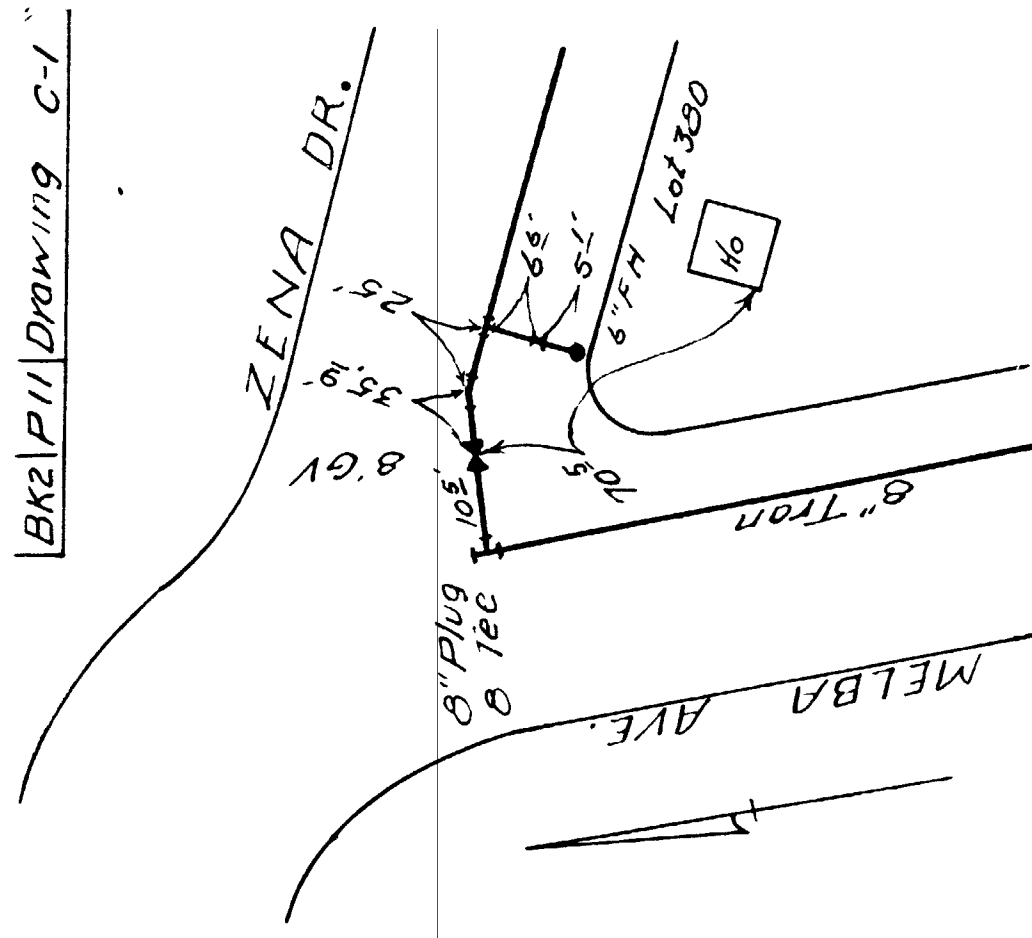
MICROFILMED

JAN 6 1964

6622

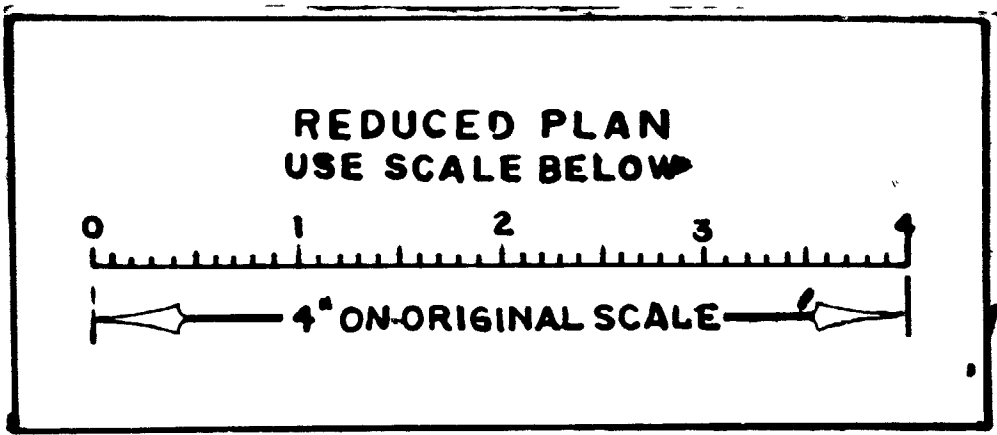
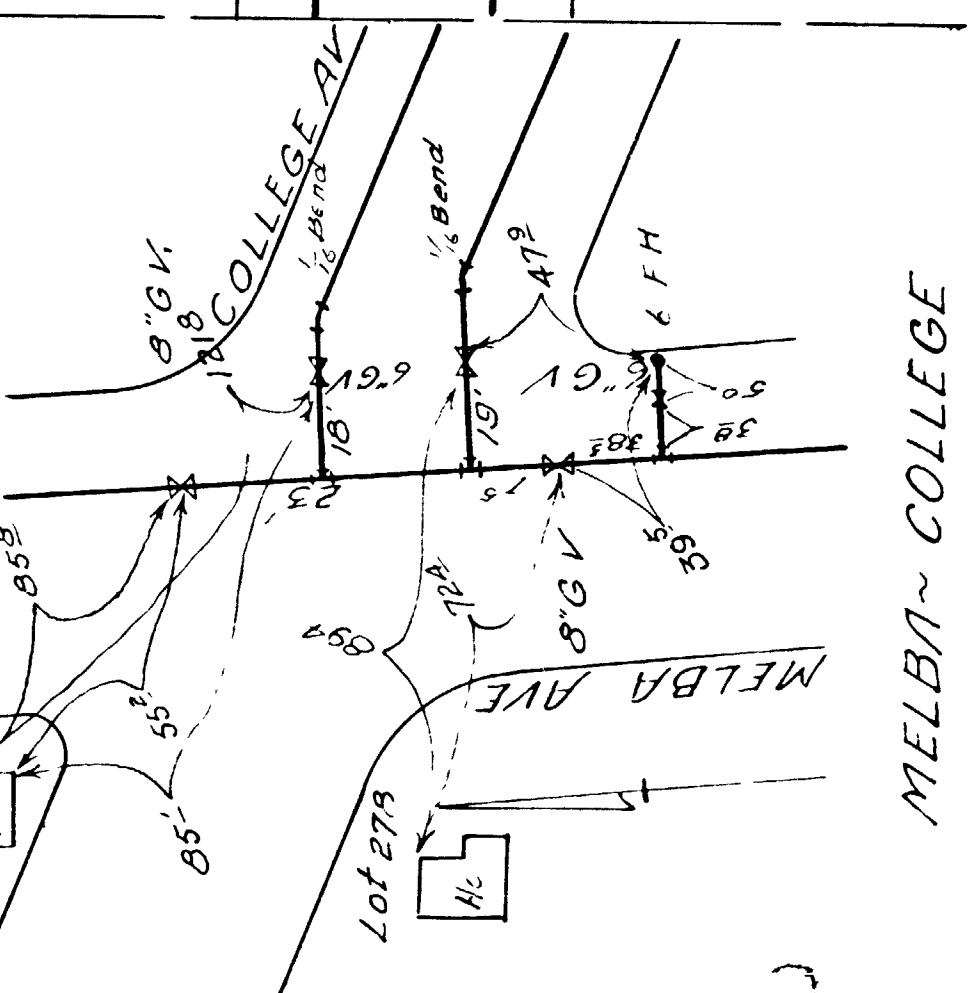
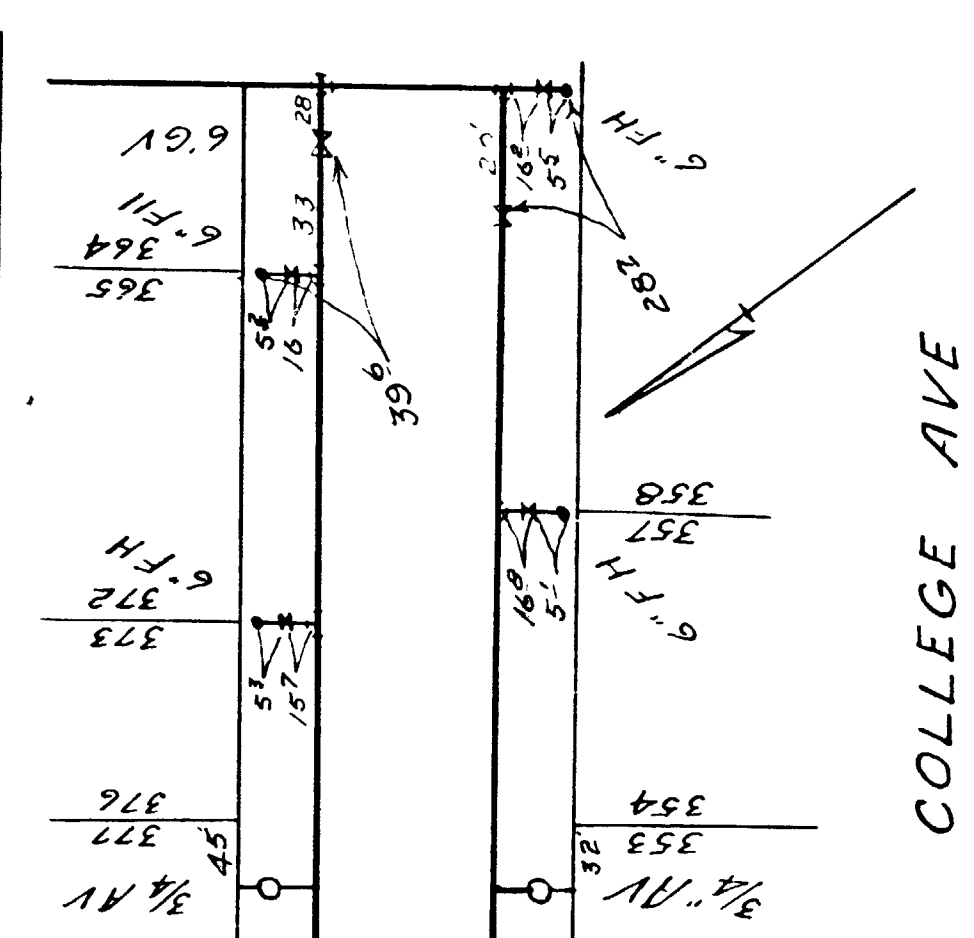
BK2 P11 Drawing C-1

BK2 P11 Drawing B-1



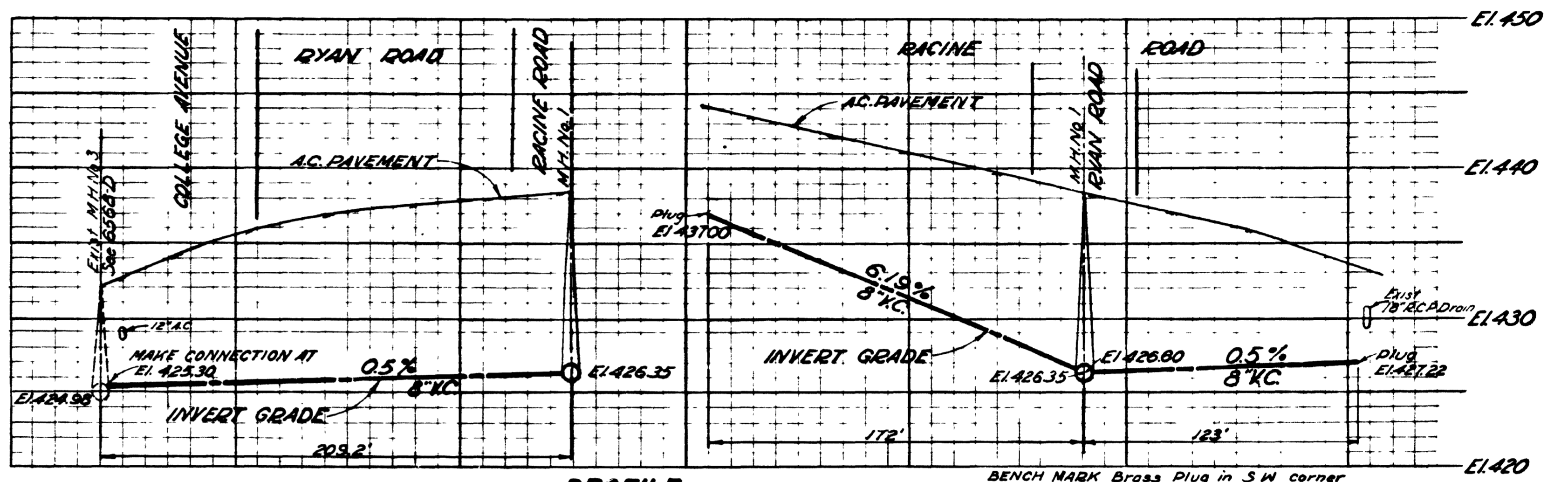
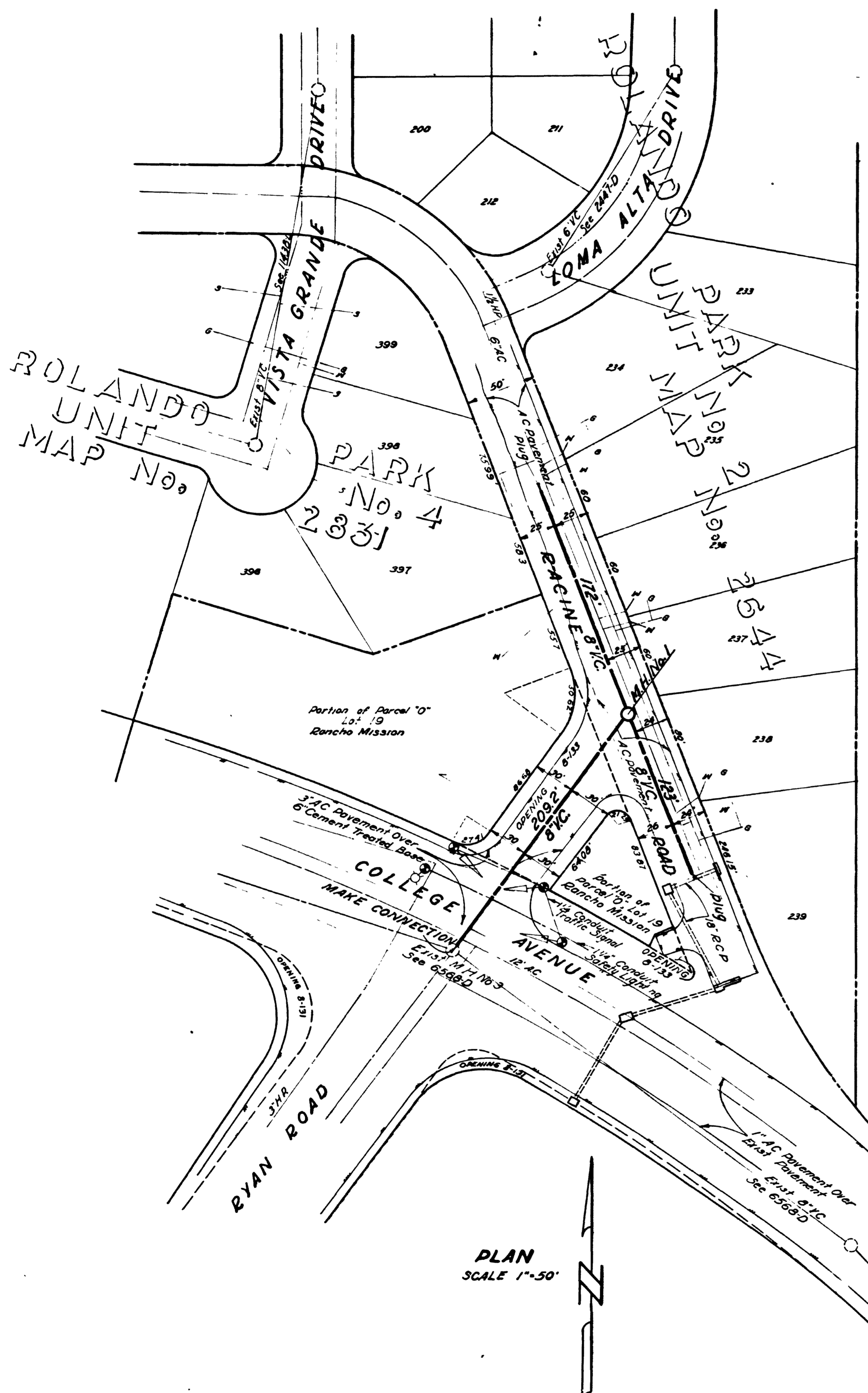
ZENA ~ MELBA  
BK2 P11 Drawing E-1

ZENA ~ VISTAGRANDE  
BK2 P11 Drawing D-1



MICROFILMED  
JAN 6 1964

6622



**PROFILE**  
SCALE: Horizontal - 1"=40'  
Vertical - 1"=6'

**WORK TO BE DONE SCHEDULE**

IMPROVEMENTS	STANDARD DRAWINGS	LEGEND
VITRIFIED CLAY EXTRA STRENGTH PIPE SEWER MAIN	101-E-B	8"VC
CONCRETE MANHOLE	107S-B, 108-E-B*	M.H. No. 1

\* STANDARD DRAWING 108-E-B ATTACHED

**PROPERTY RECORDS**  
PROPERTY OWNERSHIPS

**LEGEND-EXISTING WORK**  
STANDARD DRAWING 702-E-B

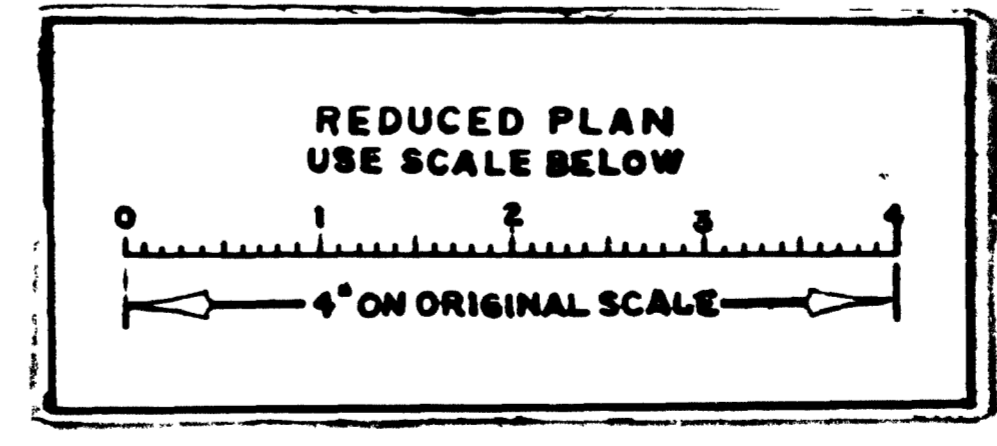
**ABBREVIATIONS**

M.H.	Manhole
Drwg.	Drawing
AC	Asbestos Cement
VC	Vitrified Clay
H.P.	High Pressure
El.	Elevation
Exist	Existing
AC Pavement	Asphalt Concrete Pavement
RCP	Reinforced Concrete Pipe
AC Surfacing	Asphalt Concrete Surfacing

**SPECIFICATIONS:**  
STANDARD SPECIFICATIONS OF THE CITY OF SAN DIEGO, PART 1, FILED APRIL 9, 1958, INCLUDING AMENDMENT FILED APRIL 8, 1959

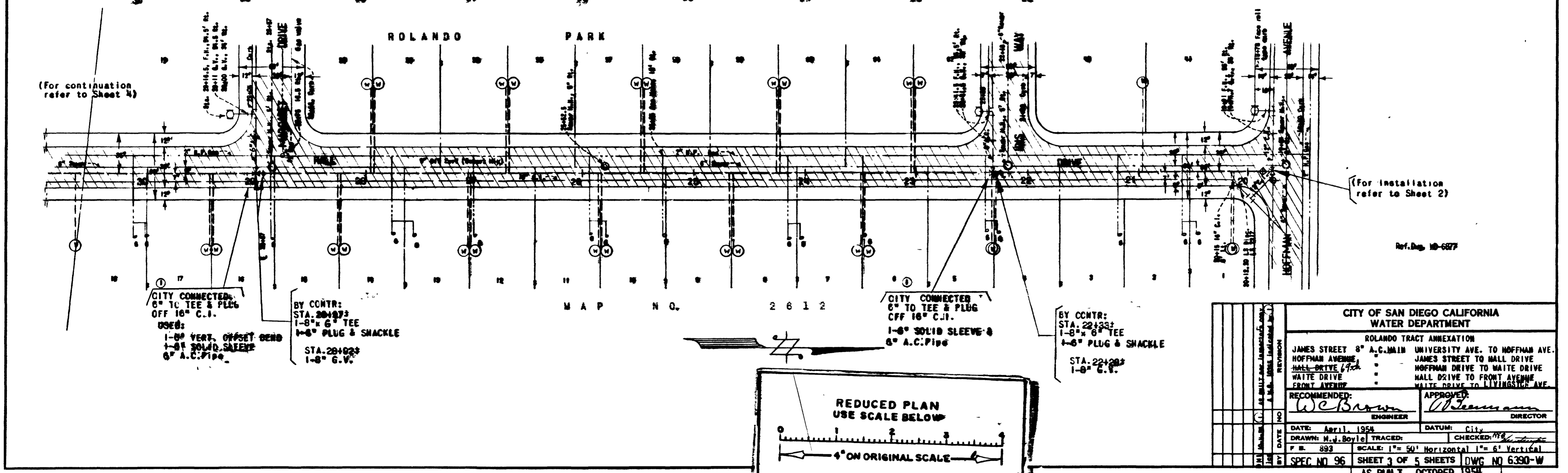
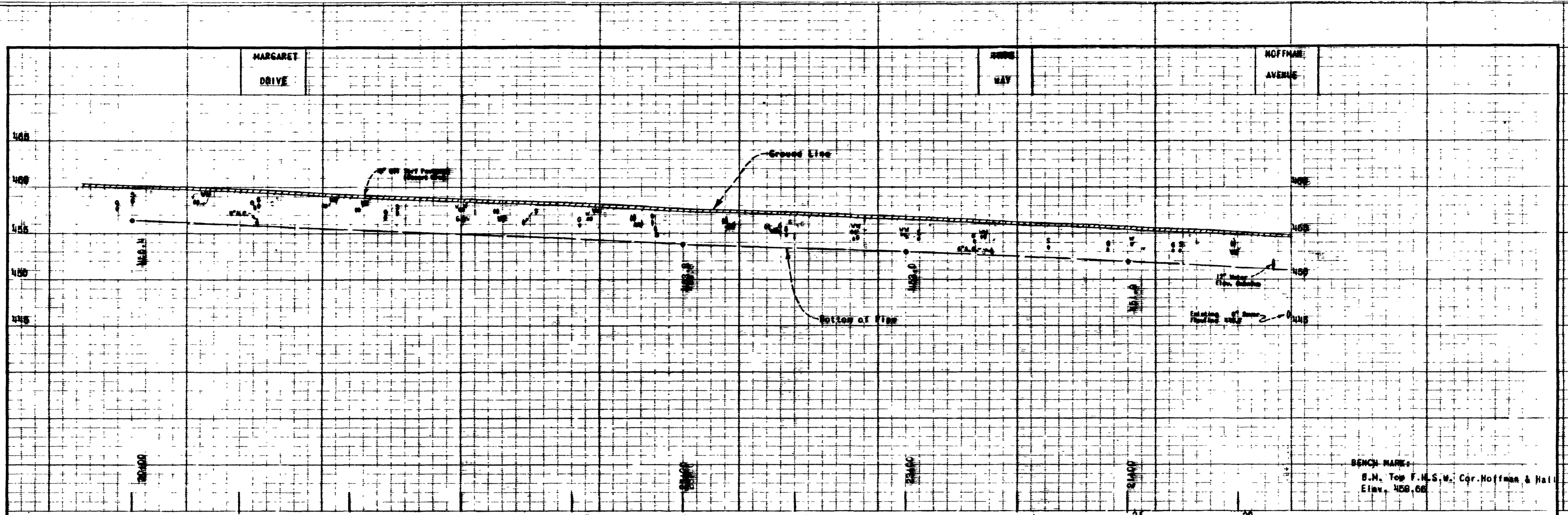
**PLAT No. 3346**

**PLANS FOR THE CONSTRUCTION OF SANITARY SEWERS IN:**  
RACINE ROAD between the easterly prolongation of the northerly line of Lot 398, Rolando Park, Unit No. 4, and the most northeasterly line of College Avenue; and  
RYAN ROAD between the westerly line of Racine Road and the center line of College Avenue.



CITY OF SAN DIEGO ENGINEERING DEPARTMENT		SHEET 1 OF 1 SHEETS	WO NO. <b>33136</b>
PLAN	REVISION	DATE	BY
AS BUILT	REV 52-61	6/13/60	[Signature]
CONSTRUCTION RECORD		APPROVALS FOR	DATE
DATE STARTED	12-12-60	WATER ENGINEER	12/12/60
DATE COMPLETED	1-13-61	SEWERAGE ENGINEER	1/13/61
CONTR.	W.H. BARBER	INSPECTOR	J.J. KLEIN
FIELD BOOK	L-19 of 2-12-60	TRAFFIC CONTROL	[Signature]

MICROFILMED  
AUG 29 1963

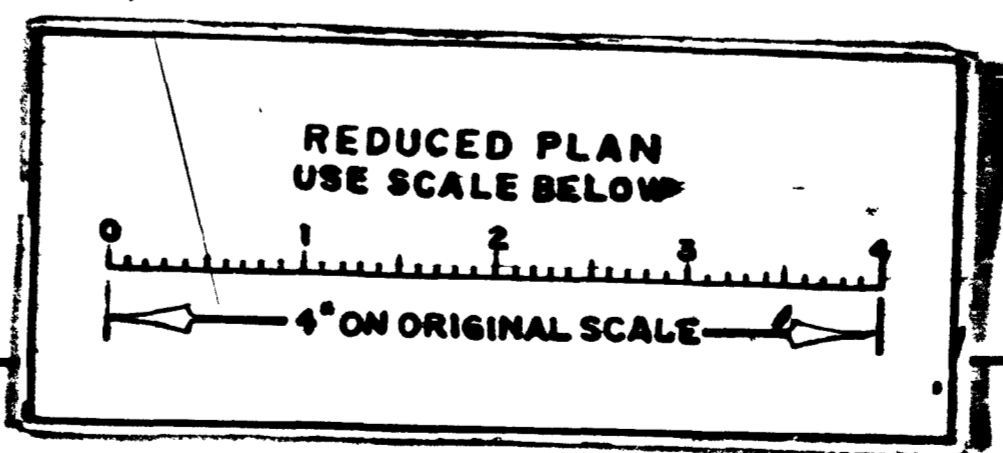


CITY CONNECTED:  
8" TO TEE & PLUG  
OFF 16" C.I.  
USED:  
1-09 VERT. OFFSET BEND  
1-01 SOLID SLEEVE  
6" A.C. Pipe

BY CONTR:  
STA. 20+00.3  
1-8" 6" TEE  
1-6" PLUG & SHACKLE  
STA. 20+02.3  
1-8" G.V.

CITY CONNECTED  
6" TO TEE & PLUG  
OFF 16" C.I.  
1-6" SOLID SLEEVE  
6" A.C. Pipe

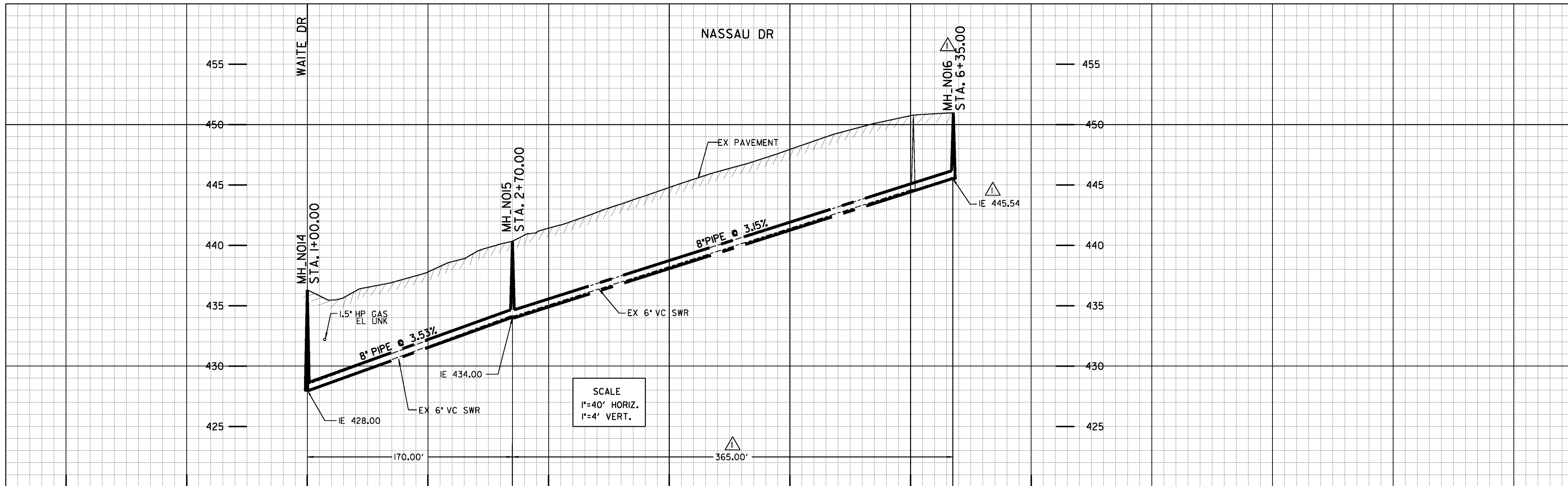
BY CONTR:  
STA. 22+28.3  
1-8" 6" TEE  
1-6" PLUG & SHACKLE  
STA. 22+28.3  
1-8" G.V.



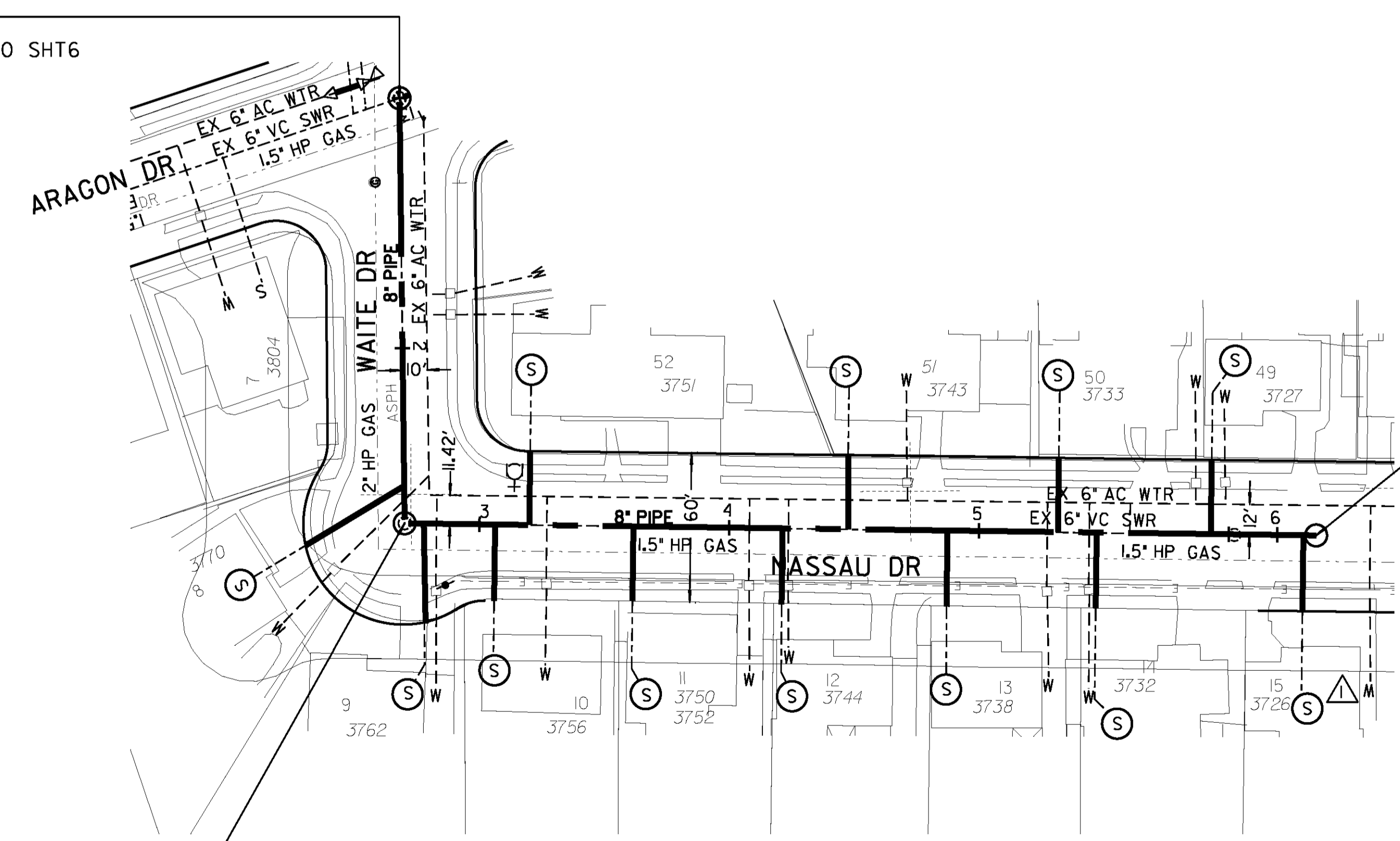
CITY OF SAN DIEGO CALIFORNIA WATER DEPARTMENT	
ROLANDO TRACT ANNEXATION	
JAMES STREET 8" A.C. MAIN	UNIVERSITY AVE. TO HOFFMAN AVE.
HOFFMAN AVENUE	HOFFMAN DRIVE TO MALL DRIVE
HALL DRIVE	HOFFMAN DRIVE TO WAITE DRIVE
WAITE DRIVE	MALL DRIVE TO FRONT AVENUE
FRONT AVENUE	WAITE DRIVE TO LIVINGSTON AVE.
RECOMMENDED: <i>W. Brown</i>	APPROVED: <i>W. Brown</i>
ENGINEER	DIRECTOR
DATE: April, 1954	DATUM: City
DRAWN: M.J. Boyle	CHECKED: <i>MB</i>
P. B. 893	SCALE: 1" = 50' Horizontal 1" = 6' Vertical
SPEC. NO 96	SHEET 3 OF 5 SHEETS DWG NO 6390-W
AS BUILT OCTOBER 1954	

M.J. BOYLE



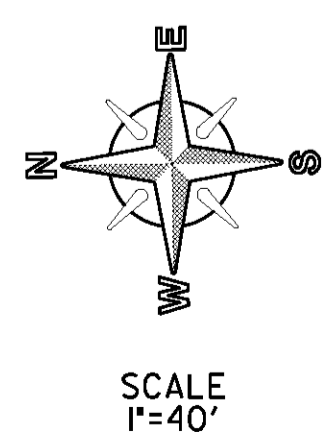


MH. NO. 14  
 STA. 1+00  
 =STA. 13+73.70 SHT 6  
 (2)



MH. NO. 15  
 STA. 2+70.00  
 (3)

MH. NO. 16  
 STA. 6+35.00  
 (34)



REFERENCE:

WATER: 6622, 11452-L, 11453-L  
 SEWER: 6559-D, 6567-D, 9390A-D, 11452-L, 11453-L, L195, TMI563  
 STORM DRAIN:  
 GAS: 9/558, 9/558A-C, 9/578-582, 9/580A, 24/419, 24/436A-B, 24/438,  
 ELECTRIC: 208-1749, 210-1743B, 210-1743D, 210-1744.5, 210-1749A, 210-1749B, 210-1749D, 210-1752  
 CABLE TV: 208-749, 210-743, 210-749  
 TELEPHONE: 0310, 0311, 0312  
 IMPROVEMENTS: 11449-L  
 100' SCALE: L195

RETIREMENTS:

6" - VC - 502' - 1953  
 MH - 4X3 - 2 - 1953  
 4" LATERAL - 12 - VC - 1953

SEWER & WATER GROUP 796

NASSAU DR

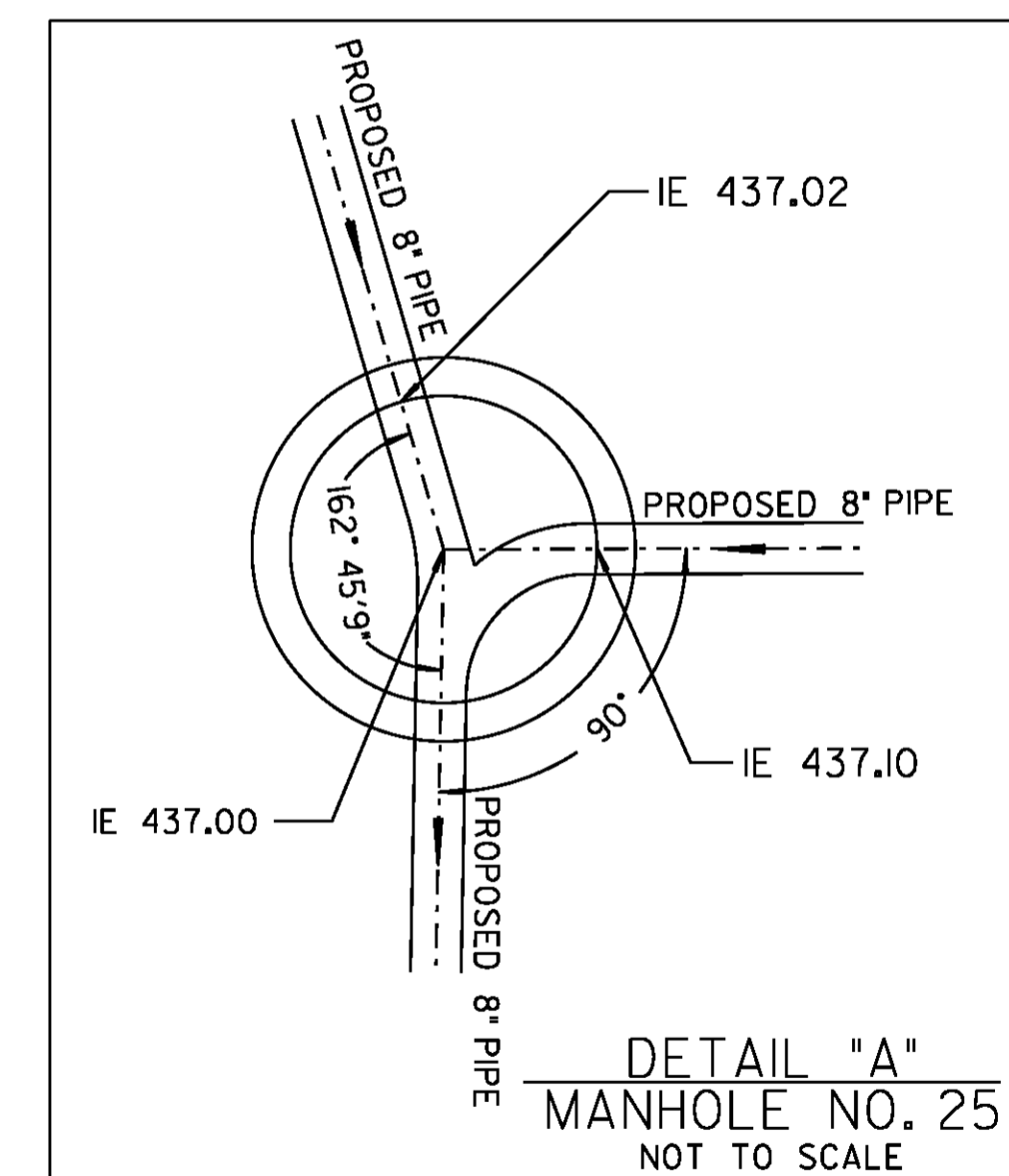
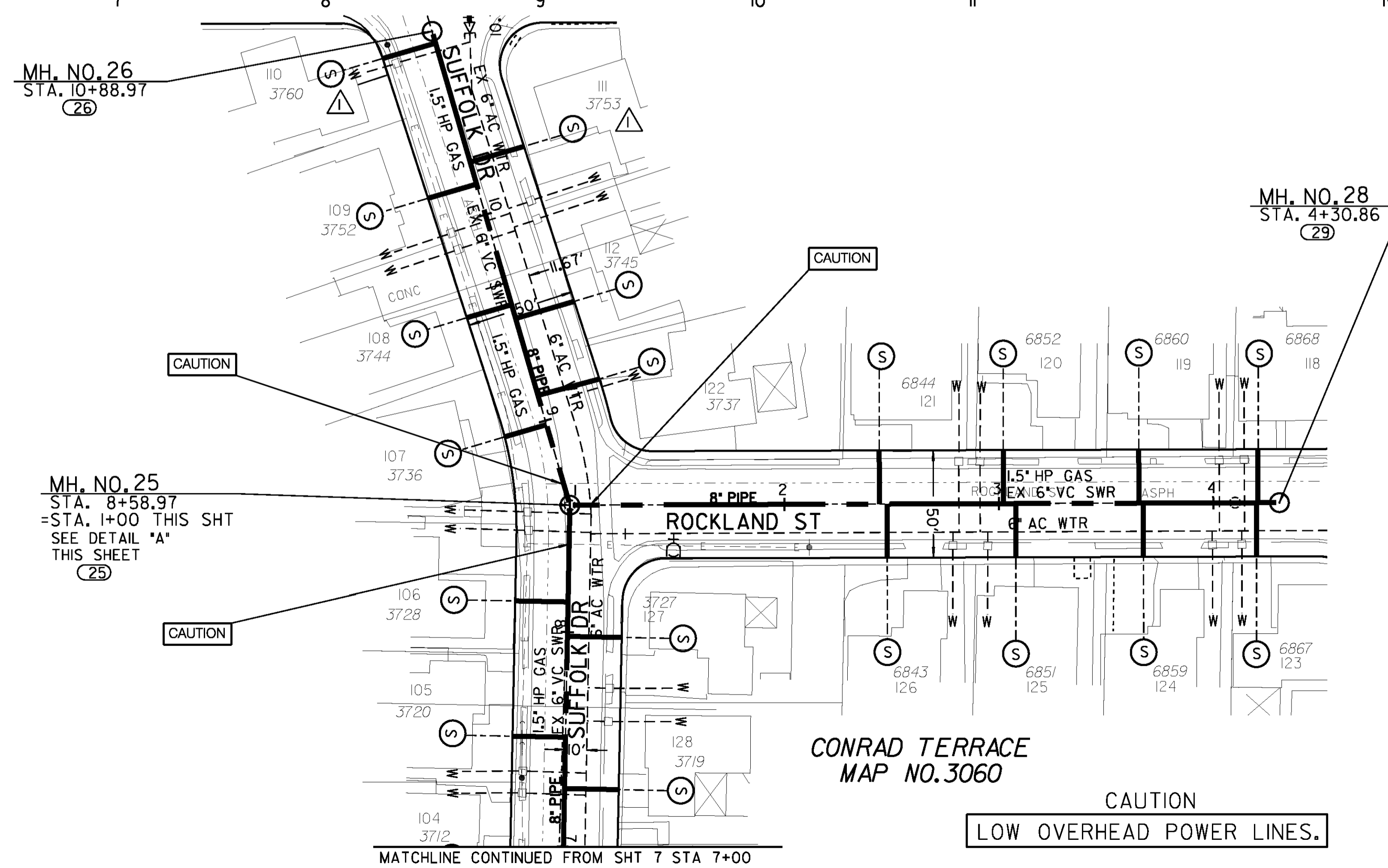
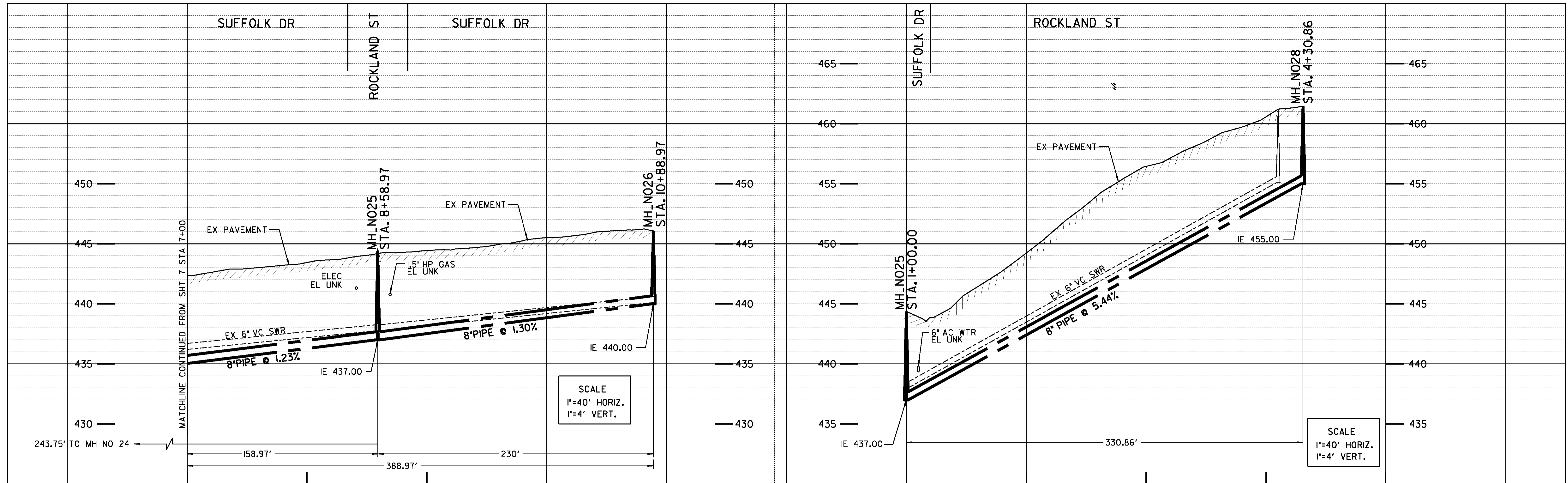
STA 1+00.00 TO STA 6+35.00

CITY OF SAN DIEGO, CALIFORNIA ENGINEERING AND CAPITAL PROJECTS DEPARTMENT SHEET 10 OF 28 SHEETS		WATER W.O. 187891 SEWER W.O. 178741
APPROVED FOR CITY ENGINEER: <i>[Signature]</i>	DATE: 1/10/08	DESIGNED BY: NABIL BATTA ASSOCIATE ENGINEER
DESCRIPTION: ORIGINAL	BY: RM	DATE: 1/19/11
AS-BUILT PER CITY INSPECTOR: RM/JLR		CONTROL CERTIFICATION: 206-1743 LAMBERT COORDINATES
CONTRACTOR: BASIL CONST	DATE STARTED: 07-21-2008	PROJECT NUMBER: 33074-10-D
INSPECTOR: RAMIN HATAM	DATE COMPLETED: 10-10-2009	



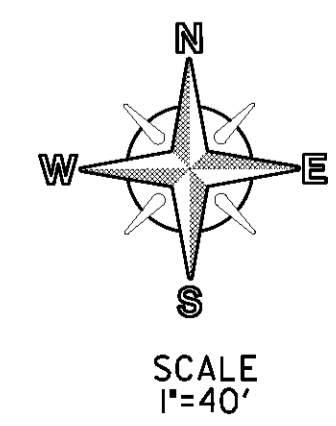
AS-BUILT

WAITE DR - NASSAU DR



**REFERENCE:**  
 WATER: 6622, I1452-L  
 SEWER: 6559-D, 6567-D, 9390A-D, I1452-L, I1424-L, L195, TM1563  
 STORM DRAIN:  
 GAS: 9/558, 9/558A-C, 9/578-582, 9/580A, 24/419, 24/436A-B, 24/438,  
 ELECTRIC: 208-1749, 210-1743B, 210-1743D, 210-1744.5, 210-1749A, 210-1749B, 210-1749D, 210-1752  
 CABLE TV: 208-749, 210-743, 210-749  
 TELEPHONE: 0310, 0311, 0312  
 IMPROVEMENTS: I1421-L  
 100' SCALE: L195

**RETIREMENTS:**  
 △ 6" - VC - 700' - 1954  
 △ MH - 4X3 - 2 - 1954  
 △ 4" LATERAL - 19 - VC - 1954

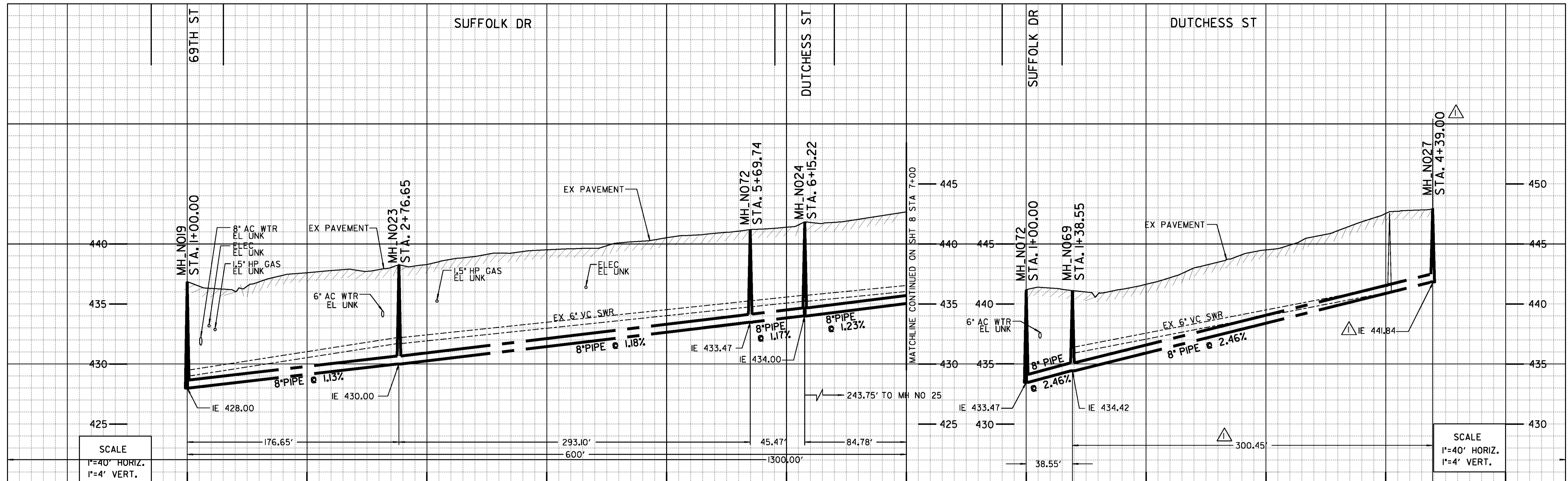


<b>SEWER &amp; WATER GROUP 796</b>			
<b>SUFFOLK DR - ROCKLAND ST</b>			
STA 7+00 TO STA 10+88.97 STA 1+00 TO STA 4+30.86			
CITY OF SAN DIEGO, CALIFORNIA ENGINEERING AND CAPITAL PROJECTS DEPARTMENT SHEET 8 OF 28 SHEETS		WATER W.O. 187891 SEWER W.O. 178741	
APPROVED FOR CITY ENGINEER	<i>Carl E. Soper</i>	DATE 1/10/08	DESIGNED BY NABIL BATTA ASSOCIATE ENGINEER
DESCRIPTION ORIGINAL	BY RM	APPROVED DATE	FILED RYADH MAKANI PROJECT ENGINEER
AS-BUILT PER CITY INSPECTOR		RM/JLR	DATE COMPLETED 07-21-2008
CONTRACTOR BASIL CONST.		DATE STARTED 07-21-2008	CONTROL CERTIFICATION 206-1743 LAMBERT COORDINATES
INSPECTOR RAMIN HATAM		DATE COMPLETED 10-10-2009	33074-08-D



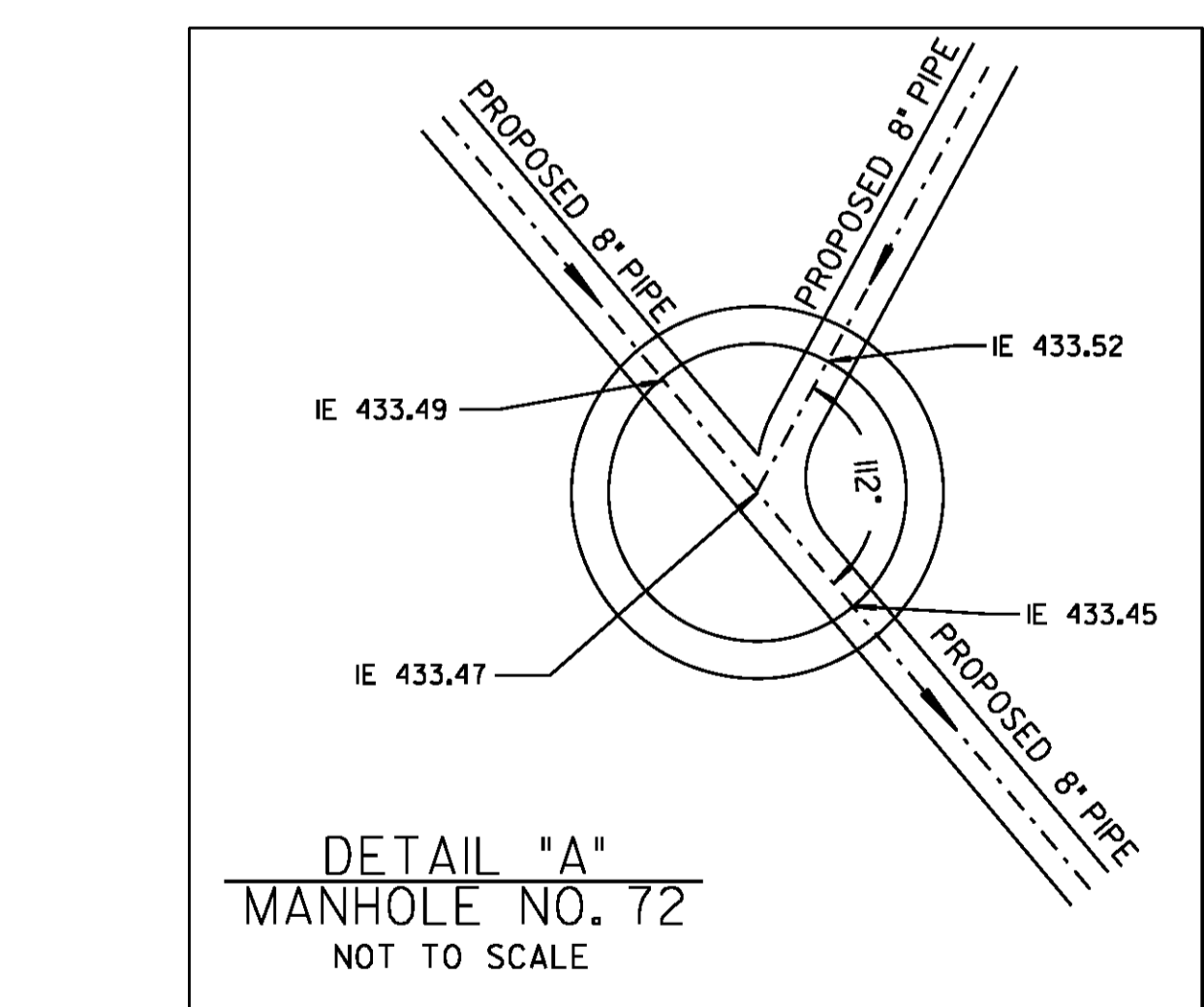
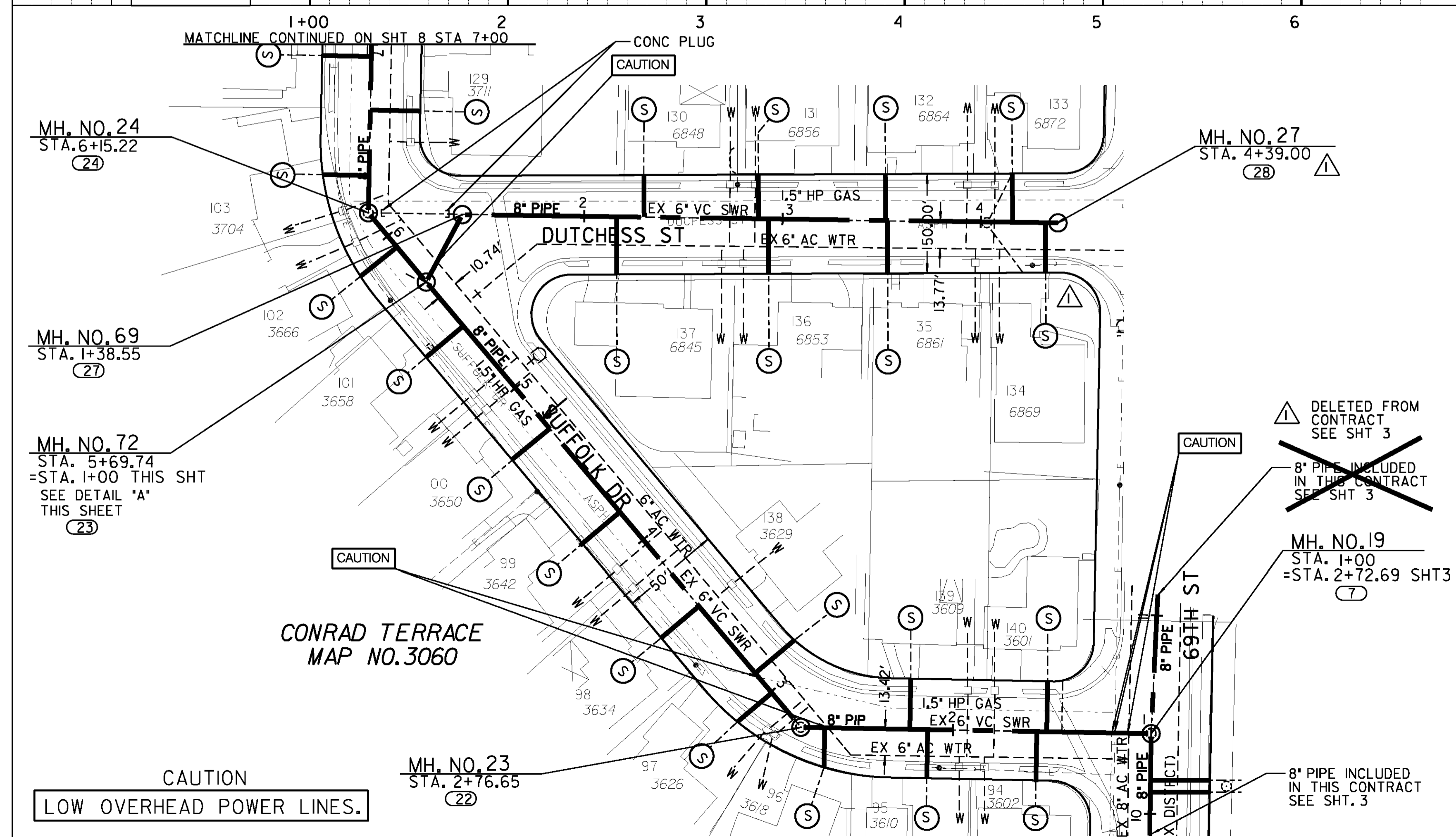
SUFFOLK DR - ROCKLAND ST

AS-BUILT



SCALE  
1"=40' HORIZ.  
1"=4' VERT.

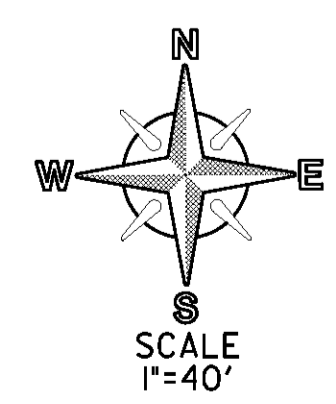
SCALE  
1"=40' HORIZ.  
1"=4' VERT.



REFERENCE:  
WATER: 6622, I1452-L  
SEWER: 6559-D, 6567-D, 9390A-D, I1452-L, I1424-L, L195, I1924-L, TM1563  
STORM DRAIN:  
GAS: 9/558, 9/558A-C, 9/578-582, 9/580A, 24/419, 24/436A-B, 24/438, ELECTRIC: 208-1749, 210-1743B, 210-1743D, 210-1744.5, 210-1749A, 210-1749B, 210-1749D, 210-1752  
CABLE TV: 208-749, 210-743, 210-749  
TELEPHONE: 0310, 0311, 0312  
IMPROVEMENTS: I1421-L  
100' SCALE: L195

RETIREMENTS:  
6" - VC - 911' - 1954  
MH - 4X3 - 4 - 1954  
4" LATERAL - 23 - VC - 1954

CAUTION  
LOW OVERHEAD POWER LINES.

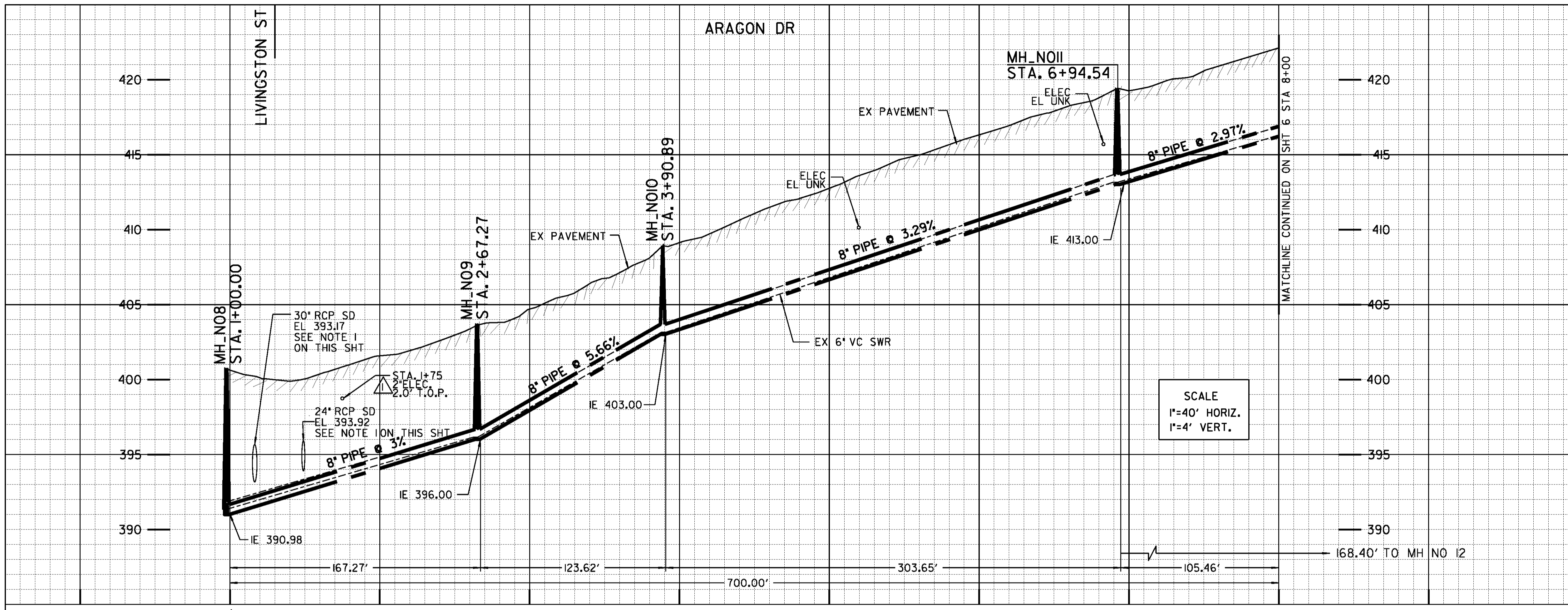


<b>SEWER &amp; WATER GROUP 796</b>			
<b>SUFFOLK DR /DUCHESS ST</b>			
STA 1+00 TO STA 7+00 STA 1+00 TO STA 4+39.00			
CITY OF SAN DIEGO, CALIFORNIA ENGINEERING AND CAPITAL PROJECTS DEPARTMENT SHEET 7 OF 28 SHEETS		WATER W.O. 187891 SEWER W.O. 178741	
APPROVED FOR CITY ENGINEER	DATE 1/10/08	DESIGNED BY NABIL BATTA ASSOCIATE ENGINEER	
DESCRIPTION ORIGINAL	BY RM	APPROVED DATE	FILED
AS-BUILT PER CITY INSPECTOR		DATE COMPLETED 07-21-2008	206-1743
CONTRACTOR BASIL CONST.		DATE STARTED 07-21-2008	33074-07-D
INSPECTOR RAMIN HATAM		DATE COMPLETED 10-10-2009	



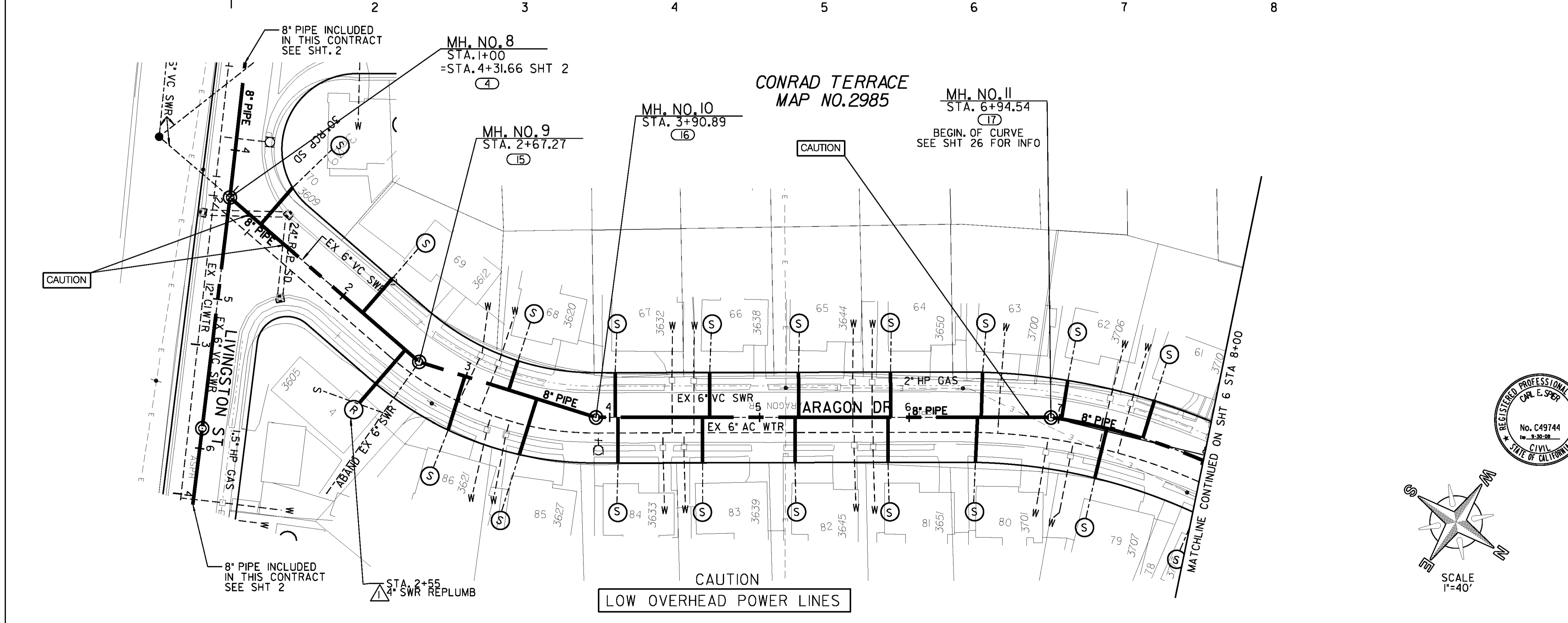
AS-BUILT

SUFFOLK DR - DUCHESS ST



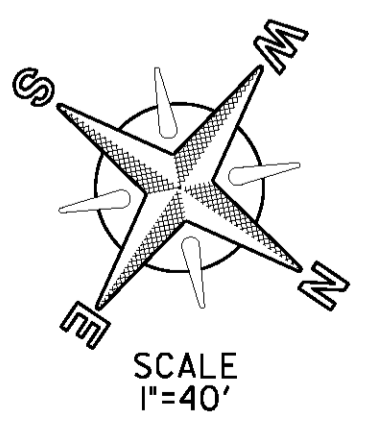
**CONTRACTOR'S NOTES:**  
 1. CONTRACTOR SHALL PROVIDE A 1" OF NEOPRENE PAD ON A 6" SAND CUSHION FOR THE AREAS WHERE STORM DRAINS CROSS THE SWR MAIN.

SCALE  
 1"=40' HORIZ.  
 1"=4' VERT.



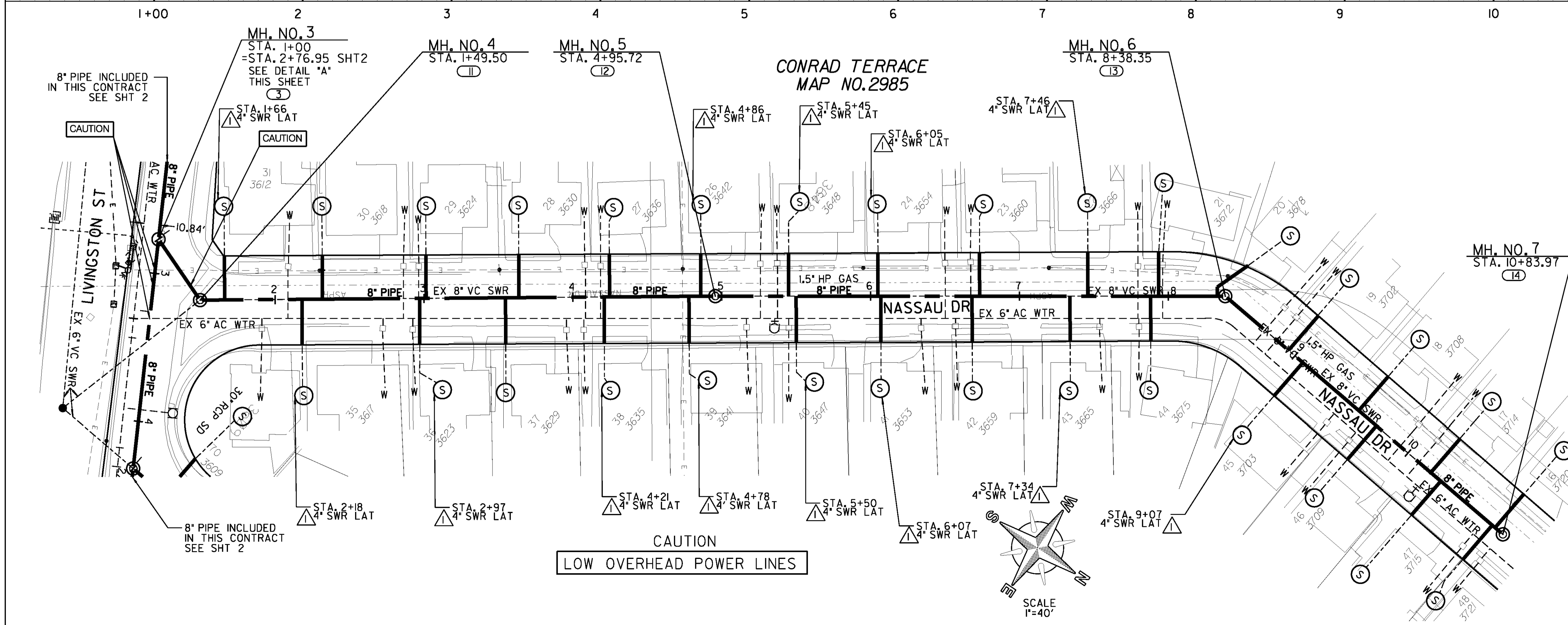
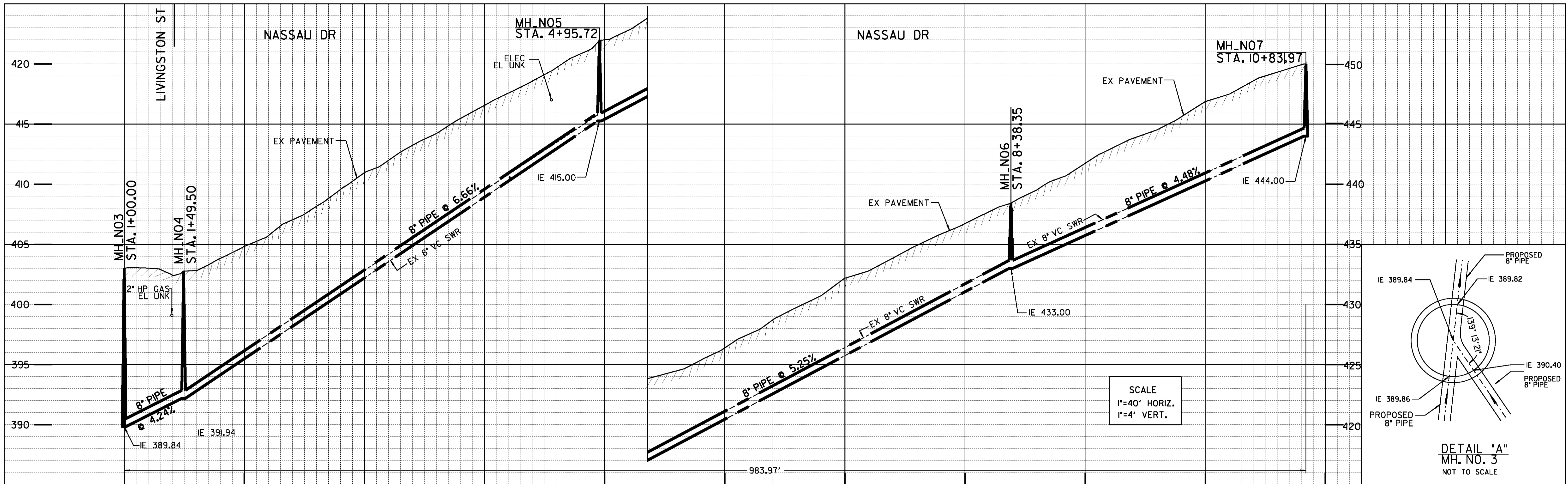
**REFERENCE:**  
 WATER: 6622, 11452-L  
 SEWER: 6559-D, 6567-D, 9390A-D, 11452-L, L195, TM563  
 STORM DRAIN:  
 GAS: 9/558, 9/558A-C, 9/578-582, 9/580A, 24/419, 24/436A-B, 24/438, 210-1743D, 210-1744.5, 210-1743B, 210-1749B, 210-1749D, 210-1752  
 CABLE TV: 208-749, 210-743, 210-749  
 TELEPHONE: 0310, 0311, 0312  
 IMPROVEMENTS: 11452-L  
 100' SCALE: L195

**RETIREMENTS:**  
 △ 6" - VC - 807' - 1953  
 MH - 4X3 - 3 - 1953  
 4" LATERAL - 19 - VC - 1953



<b>SEWER &amp; WATER GROUP 796</b>			
<b>ARAGON DR</b>			
STA 1+00 TO STA 8+00			
CITY OF SAN DIEGO, CALIFORNIA ENGINEERING AND CAPITAL PROJECTS DEPARTMENT SHEET 5 OF 28 SHEETS		WATER W.O. 187891 SEWER W.O. 178741	
APPROVED FOR CITY ENGINEER	<i>Nabil Batta</i>	DATE 1/10/08	EXAMINED BY NABIL BATTA ASSOCIATE ENGINEER
DESCRIPTION ORIGINAL	BY RM	APPROVED	DATE FILED Riyadh Makani PROJECT ENGINEER
AS-BUILT PER CITY INSPECTOR		RM/JLR	DATE 1/19/11
CONTRACTOR BASIL CONST		DATE STARTED 07-21-2008	CONTROL CERTIFICATION 206-1743 LAMBERT COORDINATES
INSPECTOR RAMIN HATAM		DATE COMPLETED 10-10-2009	33074-05-D

ARAGON DR

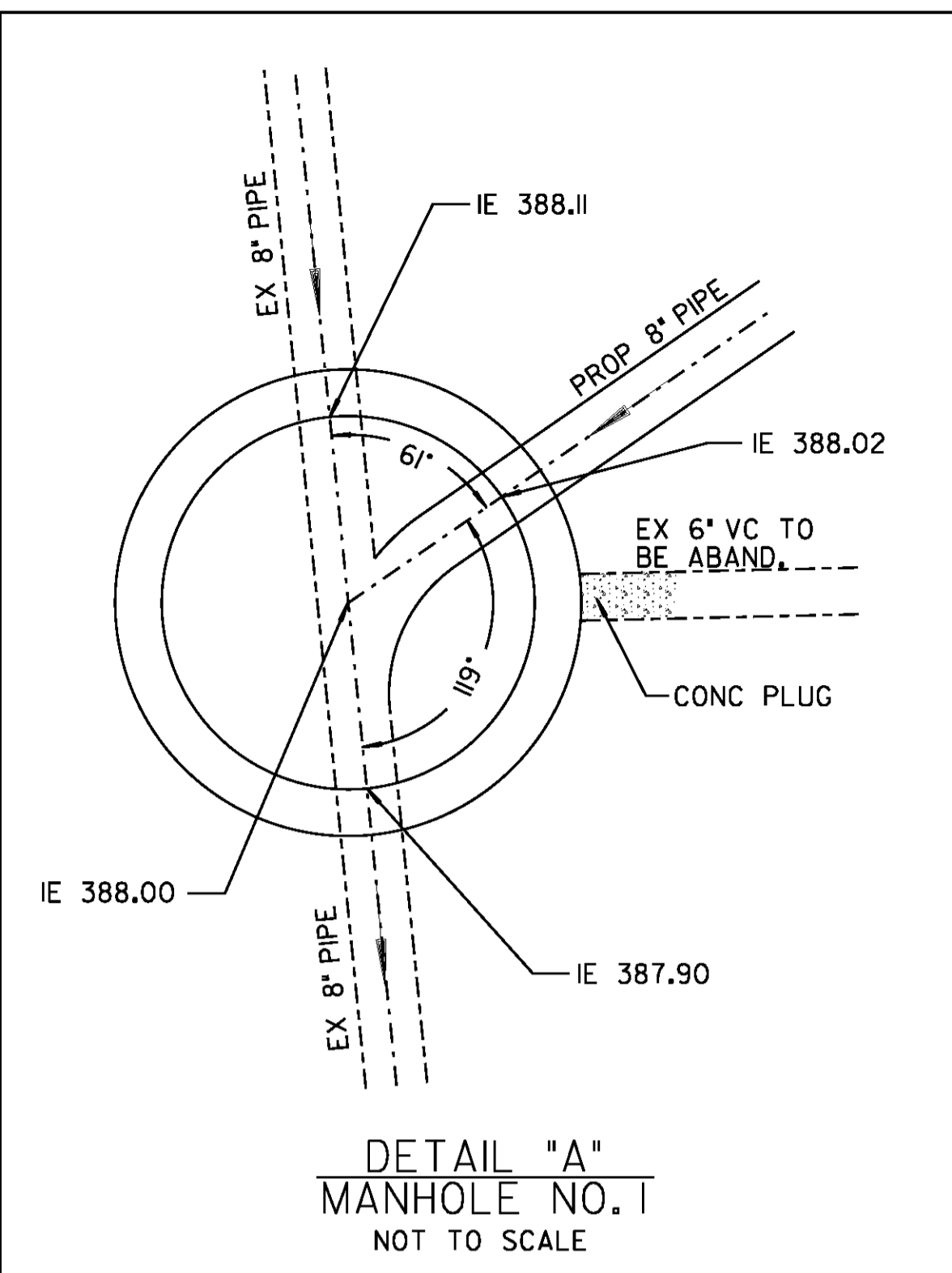
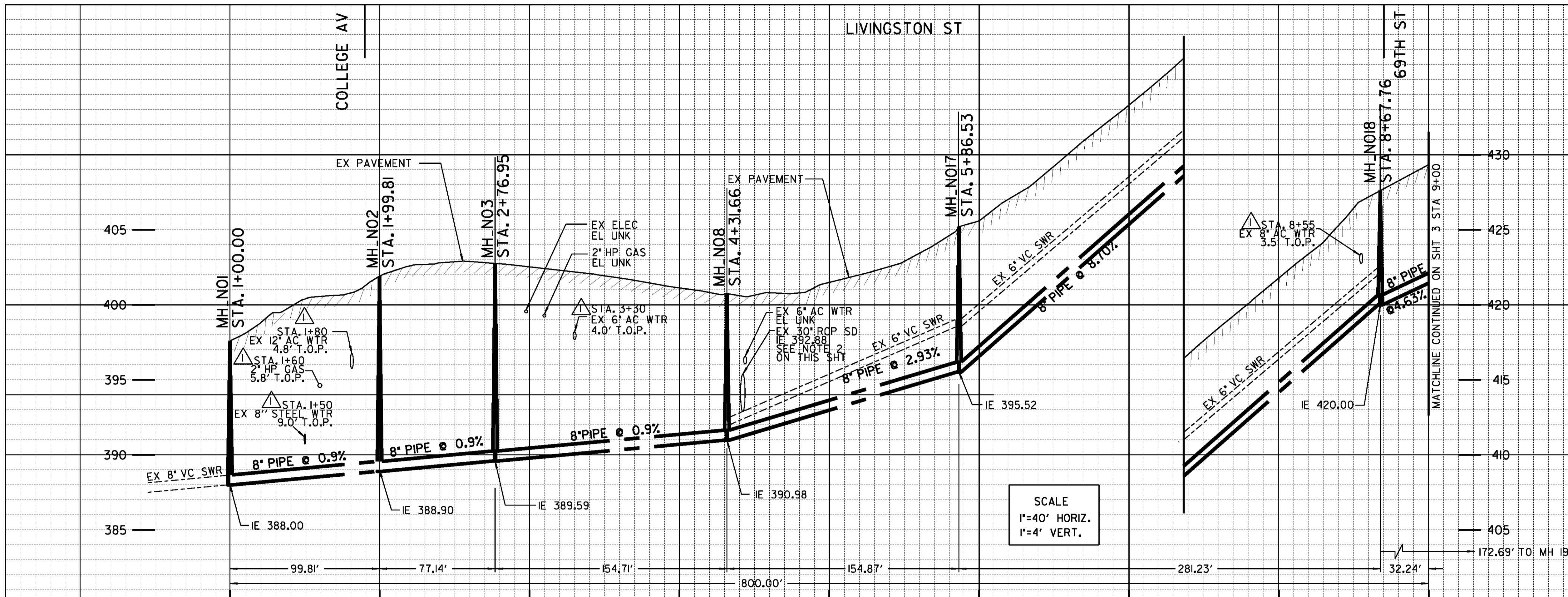


**REFERENCE:**  
 WATER: 6622, I452-L, I453-L  
 SEWER: 6559-D, 6567-D, 9390A-D, I452-L, I453-L, LI95, TM563  
 STORM DRAIN:  
 GAS: 9/558, 9/558A-C, 9/578-582, 9/580A, 24/419, 24/436A-B, 24/438, 210-1743D, 210-1744.5, 210-1749A, 210-1749B, 210-1749D, 210-1752  
 CABLE TV: 208-749, 210-743, 210-749  
 TELEPHONE: 0310, 0311, 0312  
 IMPROVEMENTS: I449-L  
 100' SCALE: LI95

**RETIREMENTS:**  
 8" - VC - 934' - 1953  
 MH - 4X3 - 4 - 1953  
 4" LATERAL - 30 - VC - 1953

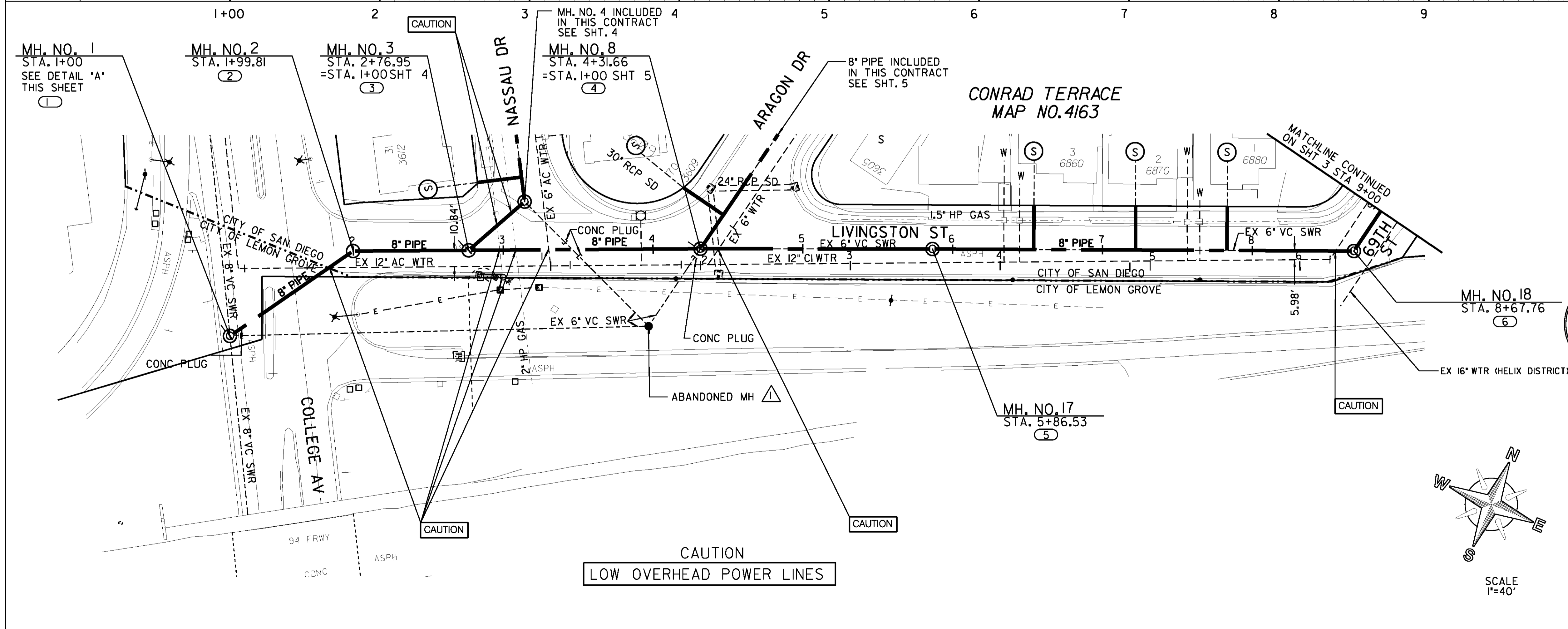


<b>SEWER &amp; WATER GROUP 796</b>	
<b>NASSAU DR</b>	
STA 1+00 TO STA 10+83.97	
CITY OF SAN DIEGO, CALIFORNIA ENGINEERING AND CAPITAL PROJECTS DEPARTMENT SHEET 4 OF 28 SHEETS	WATER W.O. 187891 SEWER W.O. 178741
APPROVED FOR CITY ENGINEER: <i>Nabil Batta</i>	DATE: 1/10/08
DESIGNED BY: NABIL BATTI ASSOCIATE ENGINEER	PROJECT ENGINEER: RYADH MAKANI
DESCRIPTION: ORIGINAL	BY: RM
APPROVED: 1/10/08	DATE: 1/10/08
FILED: 1/10/08	DATE: 1/10/08
CONTROL CERTIFICATION	206-1743
AS-BUILT PER CITY INSPECTOR: RM/JLR	DATE: 1/19/11
CONTRACTOR: BASIL CONST	DATE STARTED: 07-21-2008
INSPECTOR: RAMIN HATAM	DATE COMPLETED: 10-10-2009
<b>33074-04-D</b>	



**CONTRACTOR'S NOTES:**

1. PROPOSED WATER MAIN ON LIVINGSTON ST PART OF THIS CONTRACT. SEE SHT 20.
2. CONTRACTOR SHALL PROVIDE A 1" OF NEOPRENE PAD ON A 6" SAND CUSHION FOR THE AREAS WHERE STORM DRAINS CROSS THE SWR MAIN.

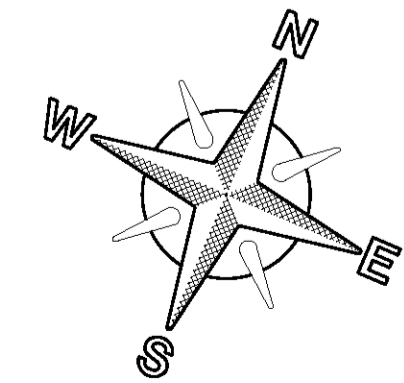


**REFERENCE:**

WATER: 6622, 11452-L, 6559-D, 6567-D, 9390A-D, 11230-29-D, 11452-L, L195, TM1563  
 STORM DRAIN: 9/558, 9/558A-C, 9/578-582, 9/580A, 24/419, 24/436A-B, 24/438, 210-1743D, 210-1744.5, 210-1749A, 210-1749B, 210-1749D, 210-1752  
 CABLE TV: 208-749, 210-743, 210-749  
 TELEPHONE: 0310, 0311, 0312  
 IMPROVEMENTS: 11230-61-D  
 100' SCALE: L195

**RETIREMENTS:**

- 6" - VC - 927' - 1953
- MH - 4X3 - 5 - 1953
- 4" LATERAL - 3 - VC - 1953

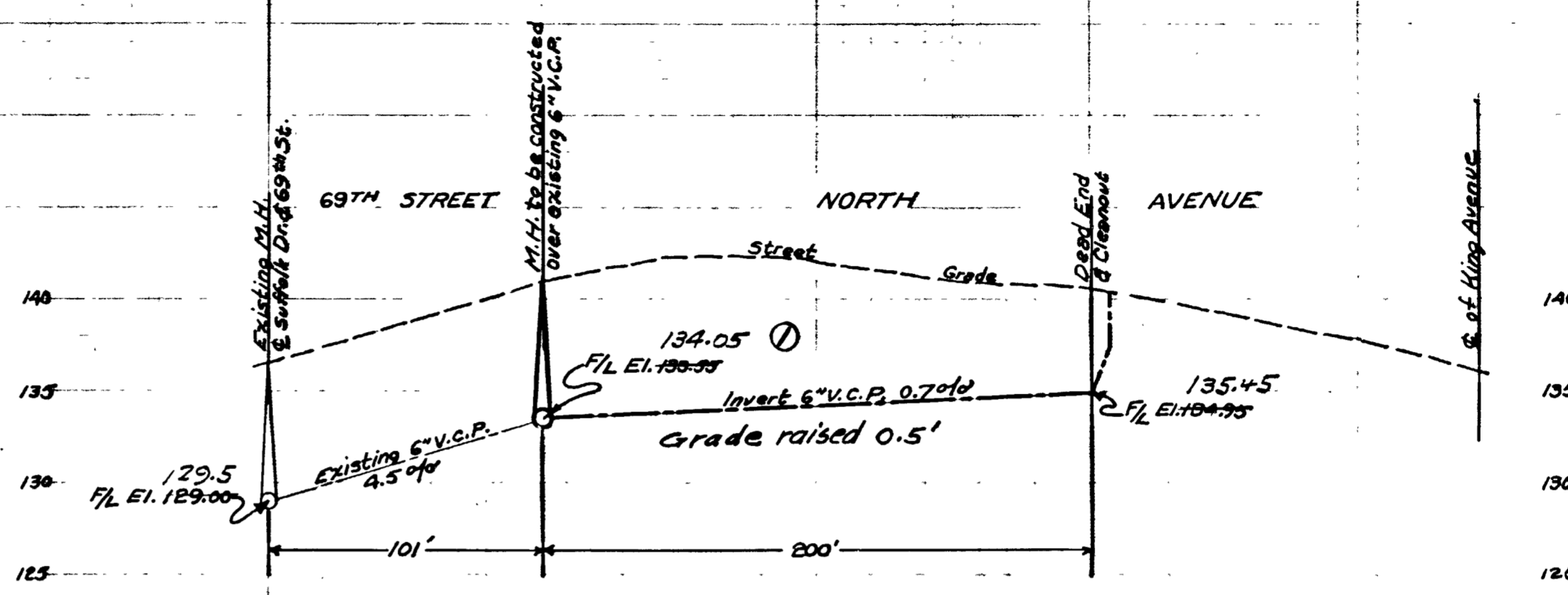
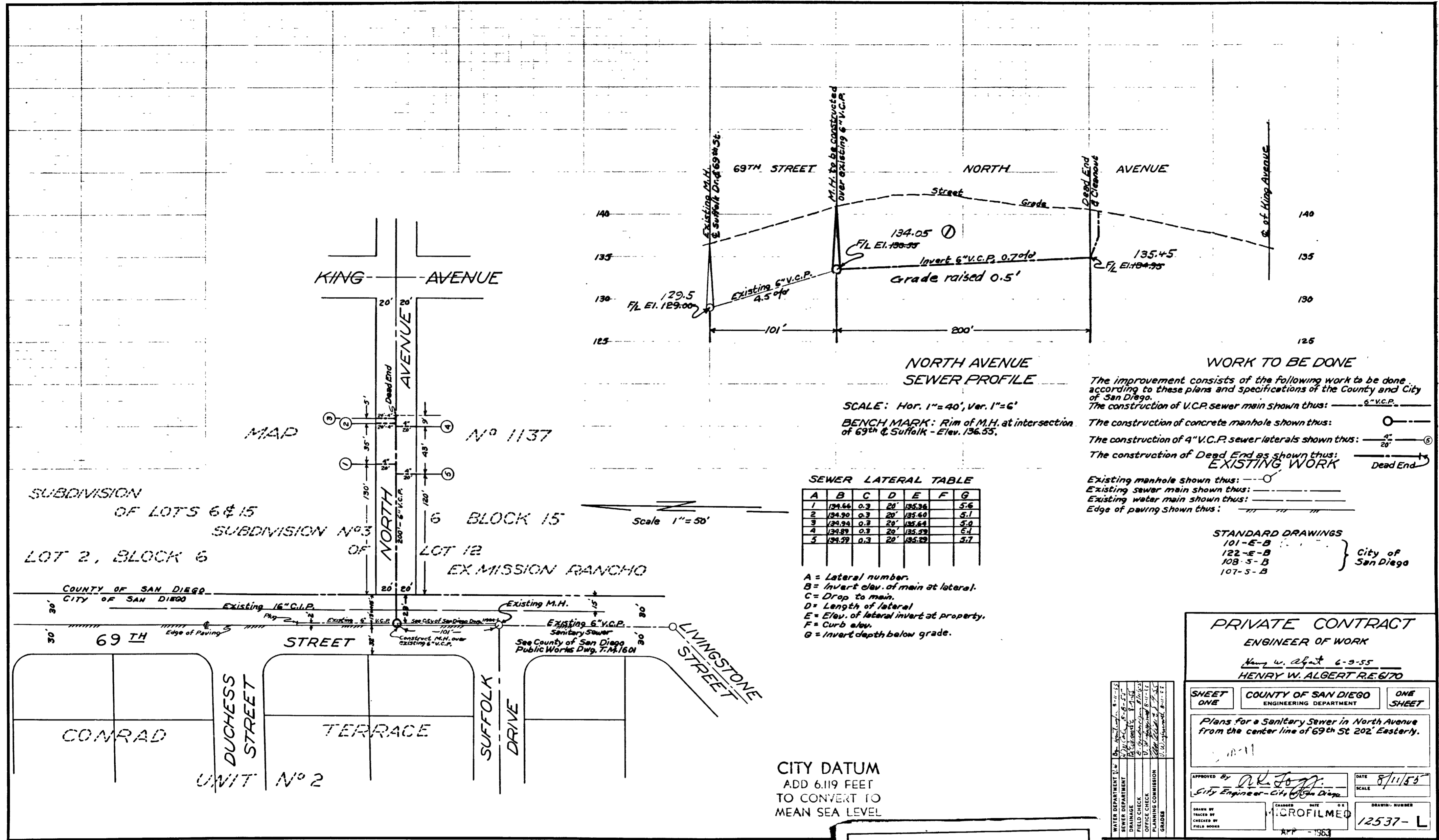


SCALE 1"=40'

<b>SEWER &amp; WATER GROUP 796</b>			
LIVINGSTON ST			
STA 1+00 TO STA 9+00			
CITY OF SAN DIEGO, CALIFORNIA		WATER W.O.	187891
ENGINEERING AND CAPITAL PROJECTS DEPARTMENT		SEWER W.O.	178741
SHEET 2 OF 28 SHEETS			
APPROVED FOR CITY ENGINEER	<i>Carl E. Spier</i>	DATE	1/10/08
DRAWN BY		DATE	
DESCRIPTION		BY	APPROVED
ORIGINAL	RM		
CONTROL CERTIFICATION		206-1743	
AS-BUILT PER CITY INSPECTOR		DATE COMPLETED	10-10-2009
CONTRACTOR		DATE STARTED	07-21-2008
INSPECTOR		DATE COMPLETED	10-10-2009
		<b>33074-02-D</b>	

**AS-BUILT**

LIVINGSTON ST



**WORK TO BE DONE**

The improvement consists of the following work to be done according to these plans and specifications of the County and City of San Diego.

The construction of V.C.P. sewer main shown thus: 6\" V.C.P.

The construction of concrete manhole shown thus: Concrete Manhole

The construction of 4\"/> 4\" V.C.P. sewer laterals shown thus: 4\" V.C.P.

The construction of Dead End as shown thus: Dead End

Existing manhole shown thus: Existing Manhole

Existing sewer main shown thus: Existing Sewer Main

Existing water main shown thus: Existing Water Main

Edge of paving shown thus: Edge of Paving

**SEWER LATERAL TABLE**

A	B	C	D	E	F	G
1	134.66	0.3	20'	135.36	5.6	
2	134.30	0.3	20'	135.00	5.1	
3	134.34	0.3	20'	135.04	5.0	
4	134.89	0.3	20'	135.59	5.1	
5	134.59	0.3	20'	135.29	5.7	

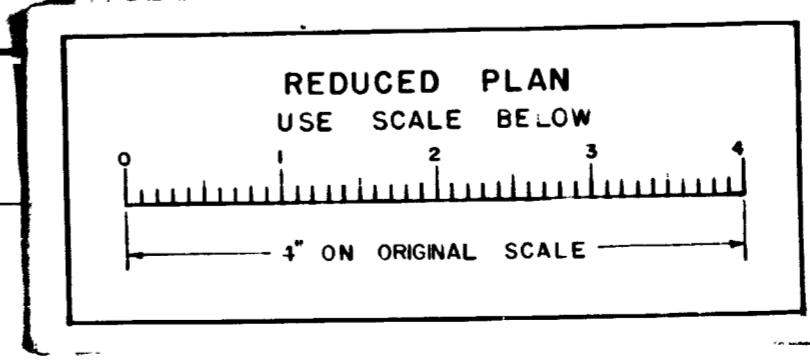
A = Lateral number.  
 B = Invert elev. of main at lateral.  
 C = Drop to main.  
 D = Length of lateral  
 E = Elev. of lateral invert at property.  
 F = Curb elev.  
 G = Invert depth below grade.

**STANDARD DRAWINGS**

101-E-B  
 122-E-B  
 108-S-B  
 107-S-B

City of San Diego

**CITY DATUM**  
 ADD 6.119 FEET  
 TO CONVERT TO  
 MEAN SEA LEVEL



**PRIVATE CONTRACT**  
 ENGINEER OF WORK  
 Henry W. Alpert 6-3-55  
 HENRY W. ALPERT R.E. 6170

**SHEET ONE** COUNTY OF SAN DIEGO ENGINEERING DEPARTMENT **ONE SHEET**

Plans for a Sanitary Sewer in North Avenue from the center line of 69th St 202' Easterly.

APPROVED BY: R. K. Fogarty  
 City Engineer - City of San Diego

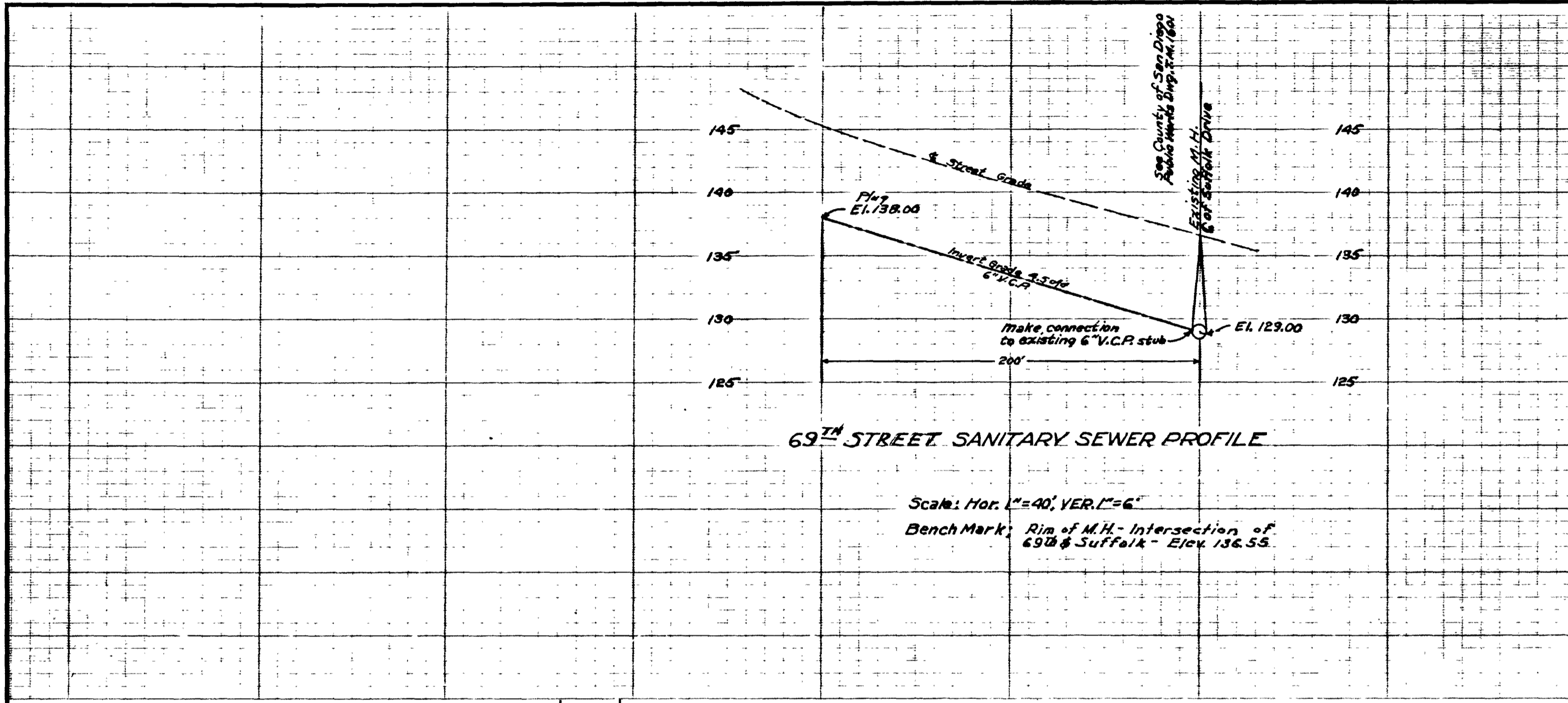
DATE: 8/11/55  
 SCALE: \_\_\_\_\_

DRAWN BY: \_\_\_\_\_  
 CHECKED BY: \_\_\_\_\_  
 FIELD NOTES: \_\_\_\_\_

CHANGED DATE: \_\_\_\_\_  
 MICROFILMED: \_\_\_\_\_  
 DRAWING NUMBER: 12537-L

CONSTRUCTION RECORD W. O. No. 62442  
 CONTRACTOR: Ham Bros. INSPECTOR: Birdsell  
 DATE STARTED: 8-12-55 DEVIATION: \_\_\_\_\_  
 DATE COMPLETED: 8-24-55

M 77 180716 MYLE B

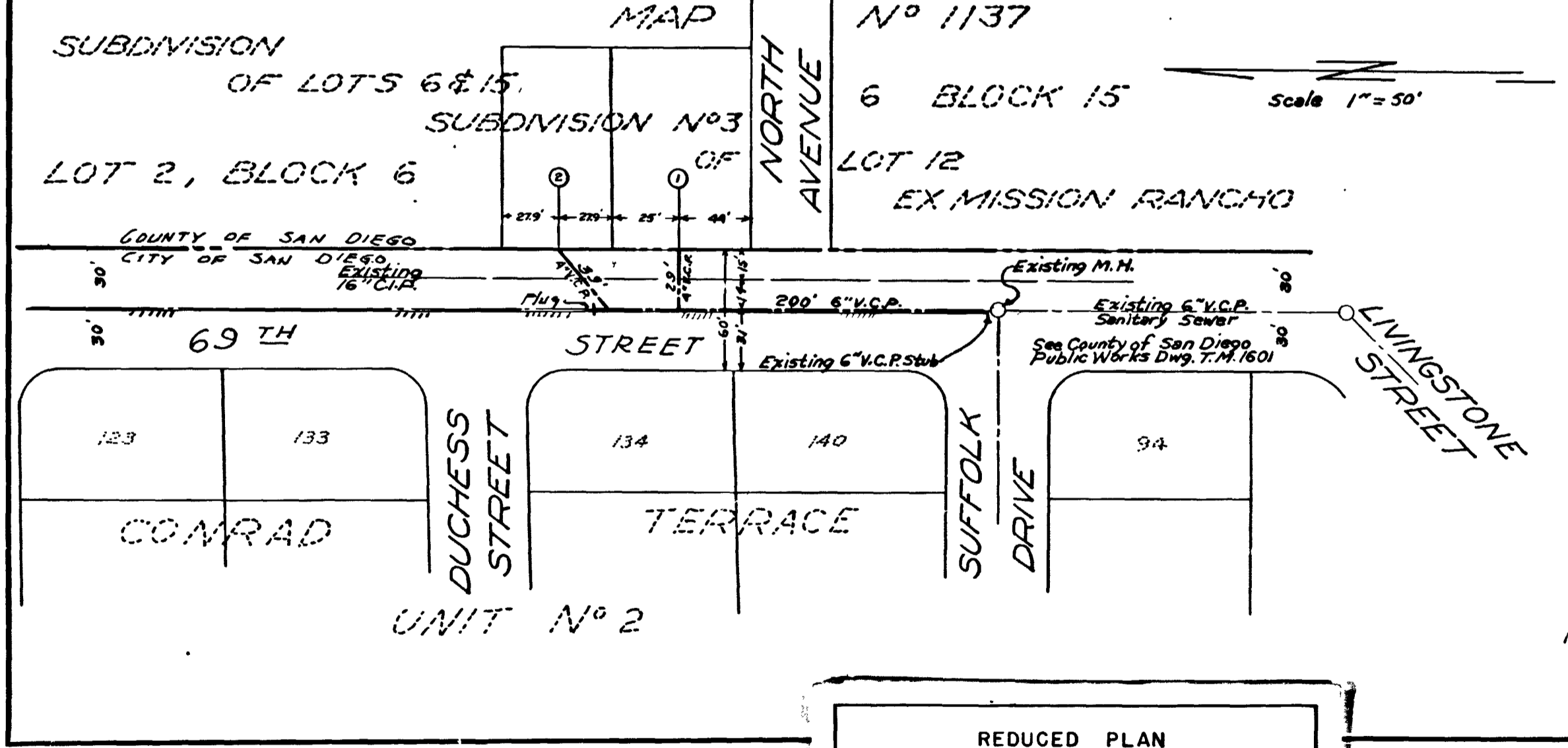


Scale: Hor. 1"=40', VER. 1"=6'  
 Bench Mark: Rim of M.H. - Intersection of 69th & Suffolk - Elev. 136.55.

**WORK TO BE DONE**  
 The improvement consists of the following work to be done according to these plans and specifications of the City of San Diego:  
 The construction of vitrified clay pipe sewer main shown thus  $\text{---} \text{---} \text{---}$   
 The construction of 4" V.C. sewer laterals shown thus  $\text{---} \text{---} \text{---}$

**EXISTING WORK**  
 Existing manhole shown thus:  $\text{---} \text{---} \text{---}$  O.M.H.  
 Existing sewer main shown thus:  $\text{---} \text{---} \text{---}$   
 Existing water main shown thus:  $\text{---} \text{---} \text{---}$   
 Edge of pavement shown thus:  $\text{---} \text{---} \text{---}$

**STANDARD DRAWINGS**  
 101-S-B (6-1-53)  
 122-S-B



**SEWER LATERAL TABLE**

A	B	C	D	E	F	G
1	136.43	0.3	29	137.30	142.70	5.6
2	137.69	0.3	39	138.78	144.07	5.8

A = Lateral number.  
 B = Invert elev. of main at lateral.  
 C = Drop to main.  
 D = Length of lateral  
 E = Elev. of lateral invert at property.  
 F = Curb elev.  
 G = Invert depth below curb.

**PRIVATE CONTRACT**  
 ENGINEER OF WORK  
 Henry W. Alpert 12-13-54  
 HENRY W. ALPERT R.E. 6170

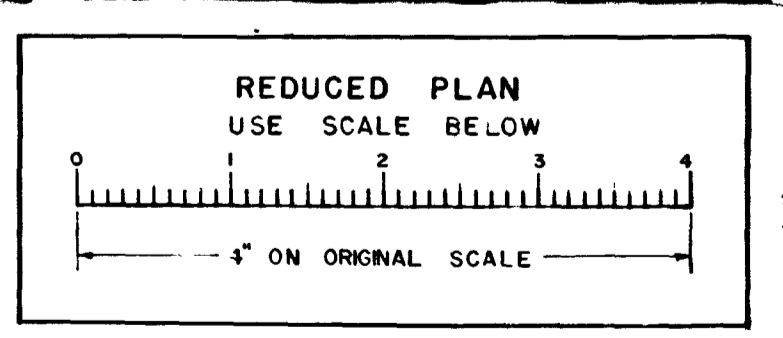
**SHEET 1** CITY OF SAN DIEGO ENGINEERING DEPARTMENT **SHEET 1**

Plans for an extension of the Sanitary Sewer in 69th Street, from the center line of Suffolk Drive 200 feet Northernly.

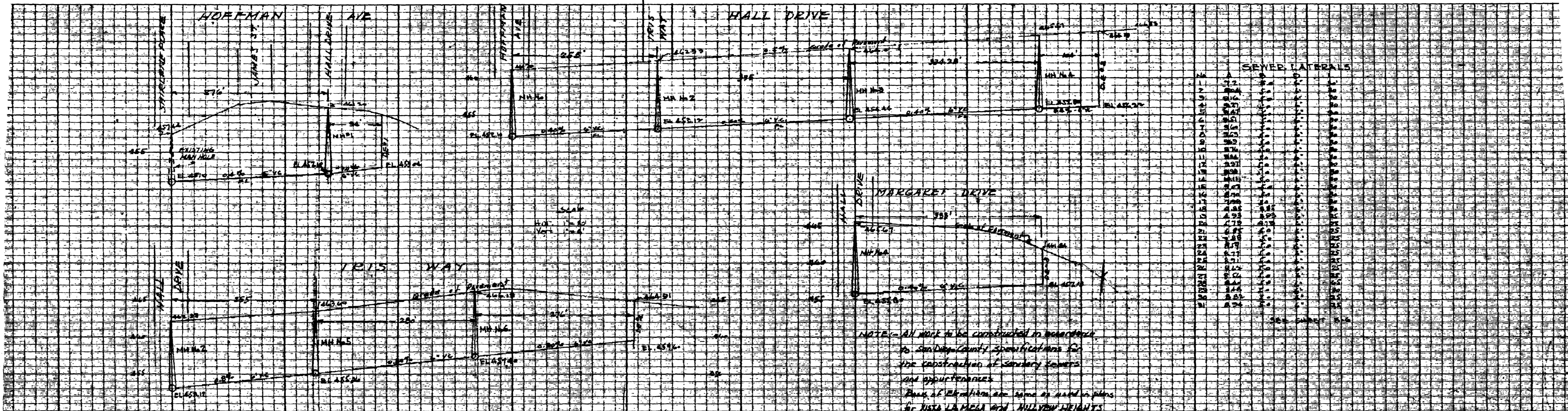
APPROVED: *W. J. ...* DATE: 12/27/54  
 CITY ENGINEER: *...* SCALE: As Shown

DRAWN BY: *...* CHECKED BY: *...* DATE: 12/27/54  
 MICROFILMED 11924-L

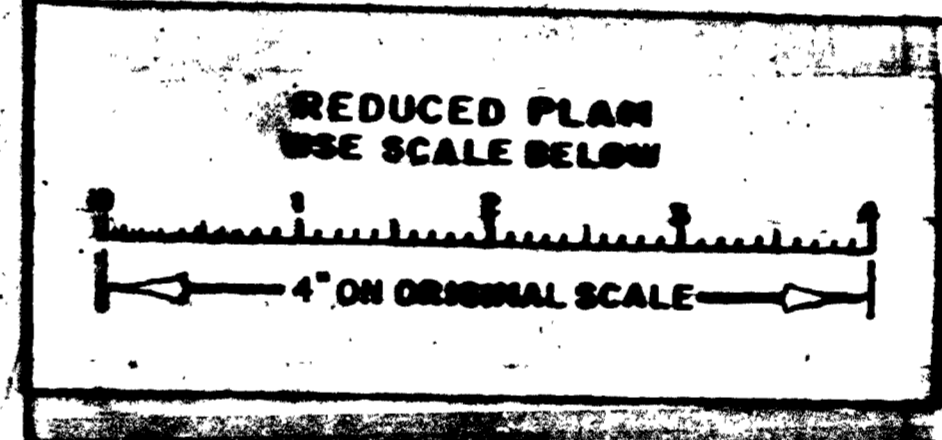
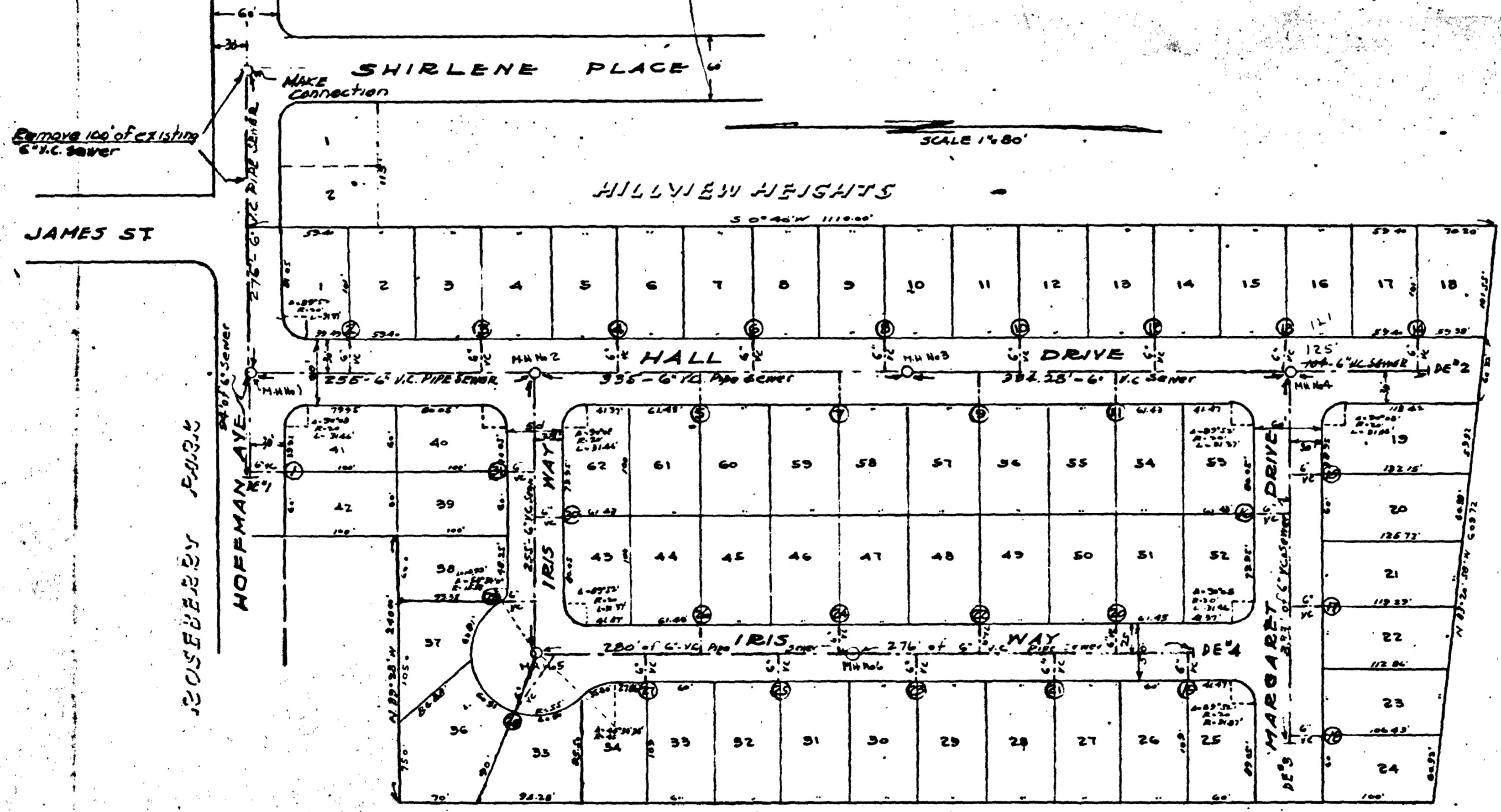
CONSTRUCTION RECORD W. O. No. 42408  
 CONTRACTOR: Pace INSURANCE: Birdsell  
 DATE STARTED: 2-9-55 BY: None  
 DATE COMPLETED: 3-4-55







NOTE - ALL WORK TO BE CONSTRUCTED TO MEET SPECIFICATIONS TO SAN DIEGO COUNTY SPECIFICATIONS FOR THE CONSTRUCTION OF SANITARY SEWERS AND APPURTENANCES. ELEVATIONS ARE SAME AS SHOWN IN PLANS OF LISA LA BELLA AND HILLYVIEW HEIGHTS.



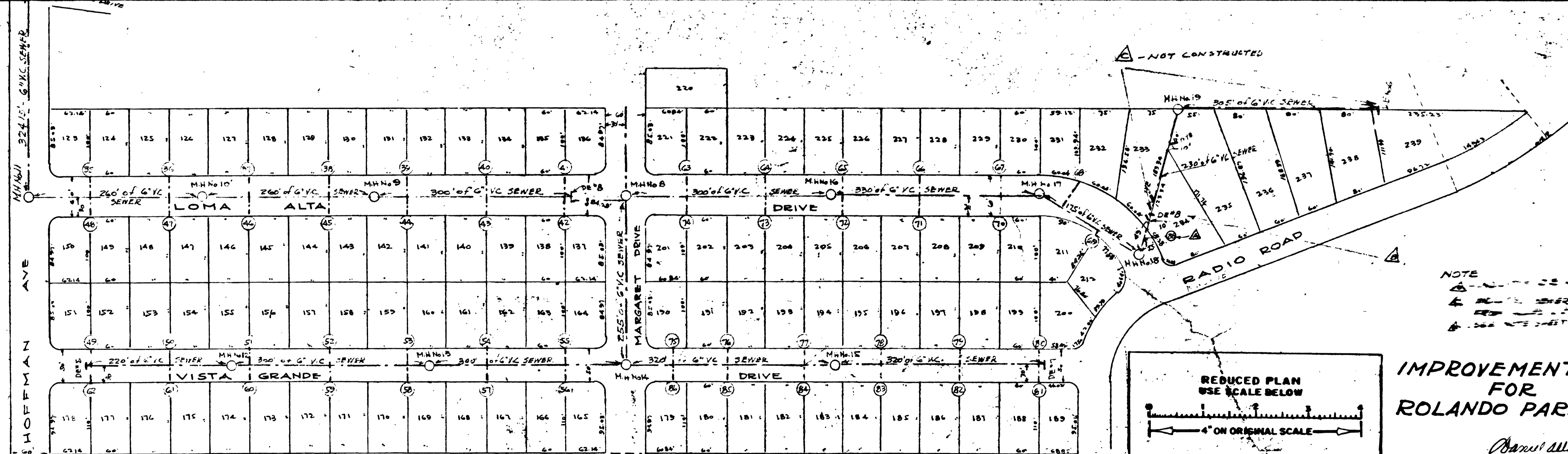
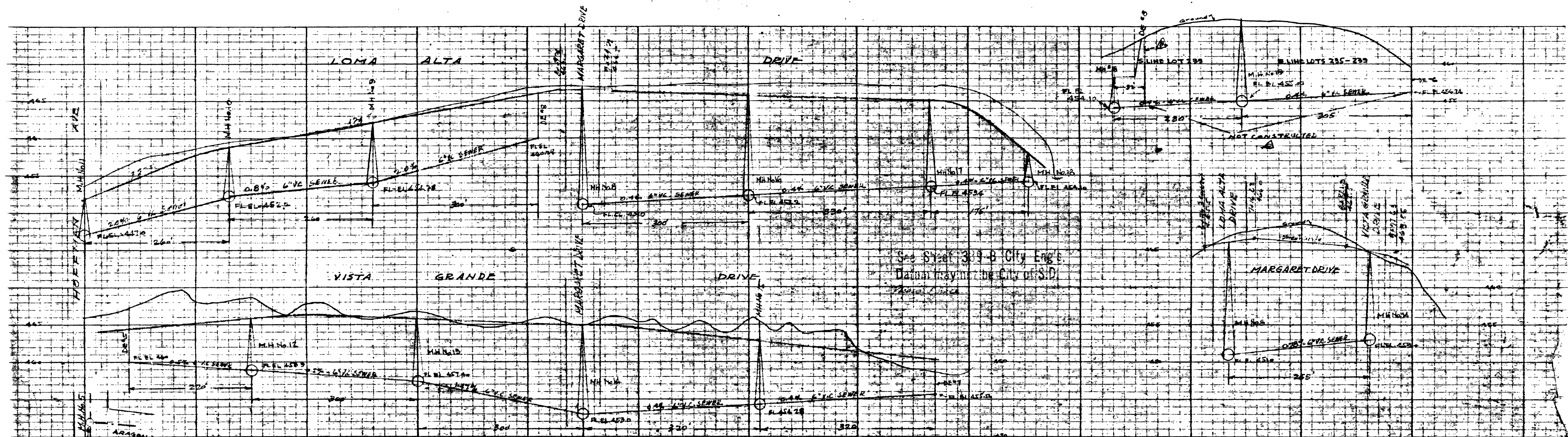
**IMPROVEMENT PLANS FOR ROLANDO VILLAGE ANNEX**

PORTION OF PARCEL "D" LOT "B" RANCHO MISSION OF SAN DIEGO ACCORDING TO PARTITION MAP IN S.C. 12524.

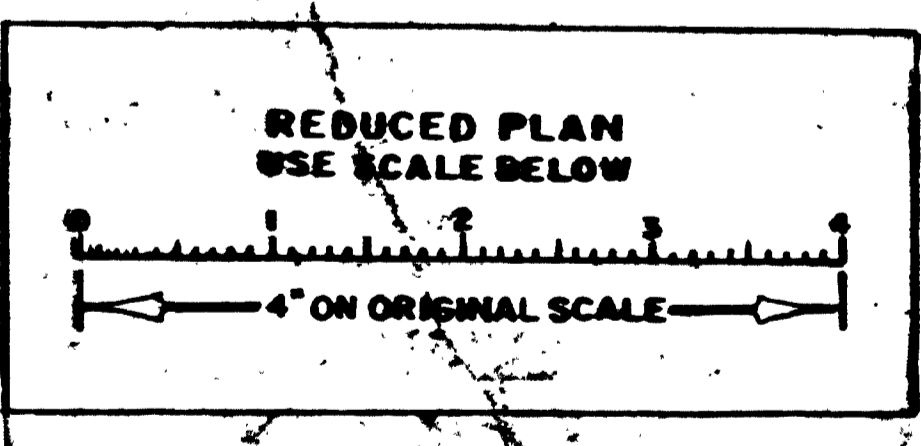
*Daniel Allen*  
 DANIEL ALLEN  
 REGISTERED CIVIL ENGR. No. 918

Plans approved and sealed by the Registrar of the State of California.

38  
 55-11  
 55-11  
 11/15



NOTE  
 1. SEE SHEET 1 FOR ADDITIONAL INFORMATION  
 2. ALL SEWER LINES & D.E. NOT CONSTRUCTED  
 3. SEE SHEET 1 FOR ADDITIONAL INFORMATION



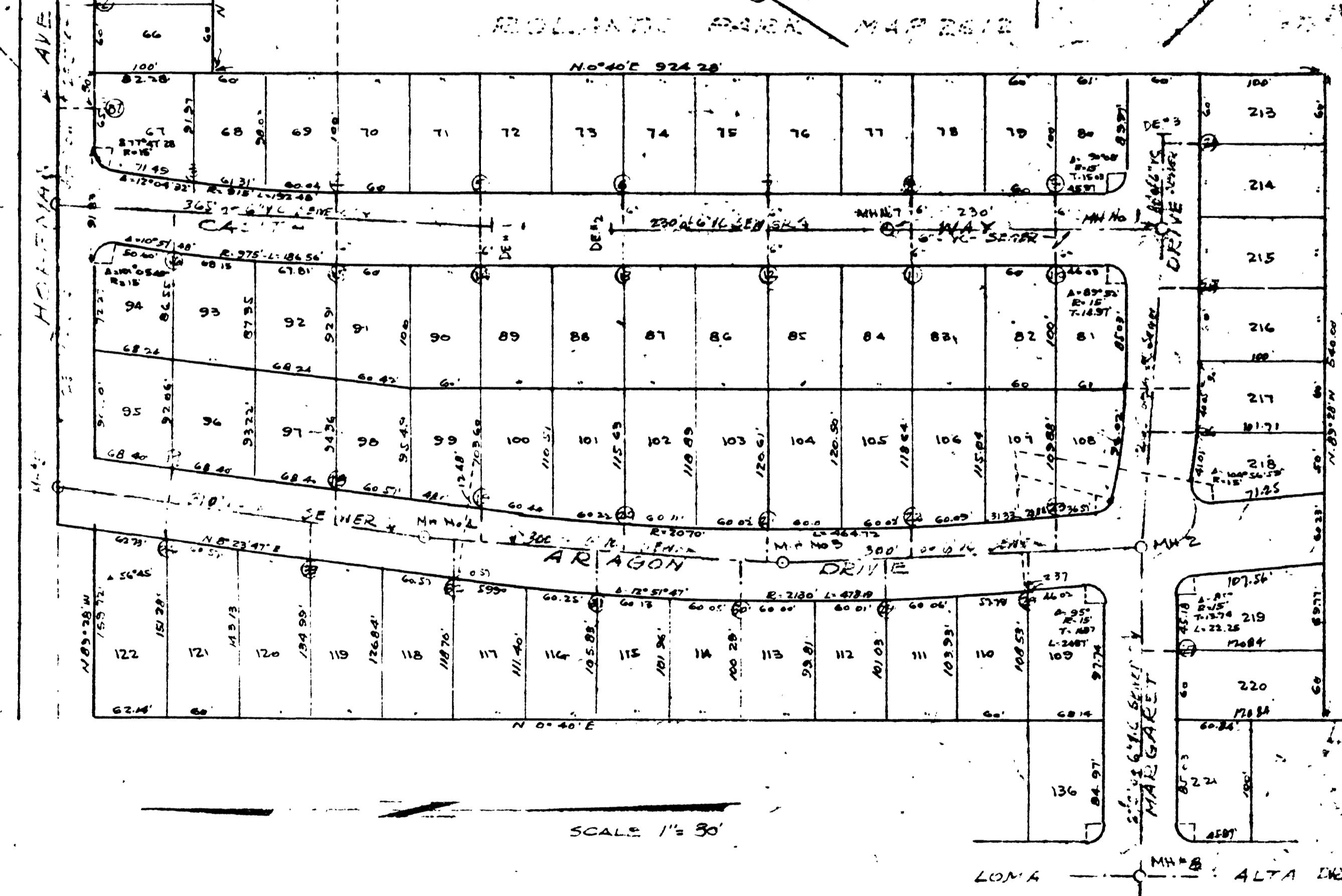
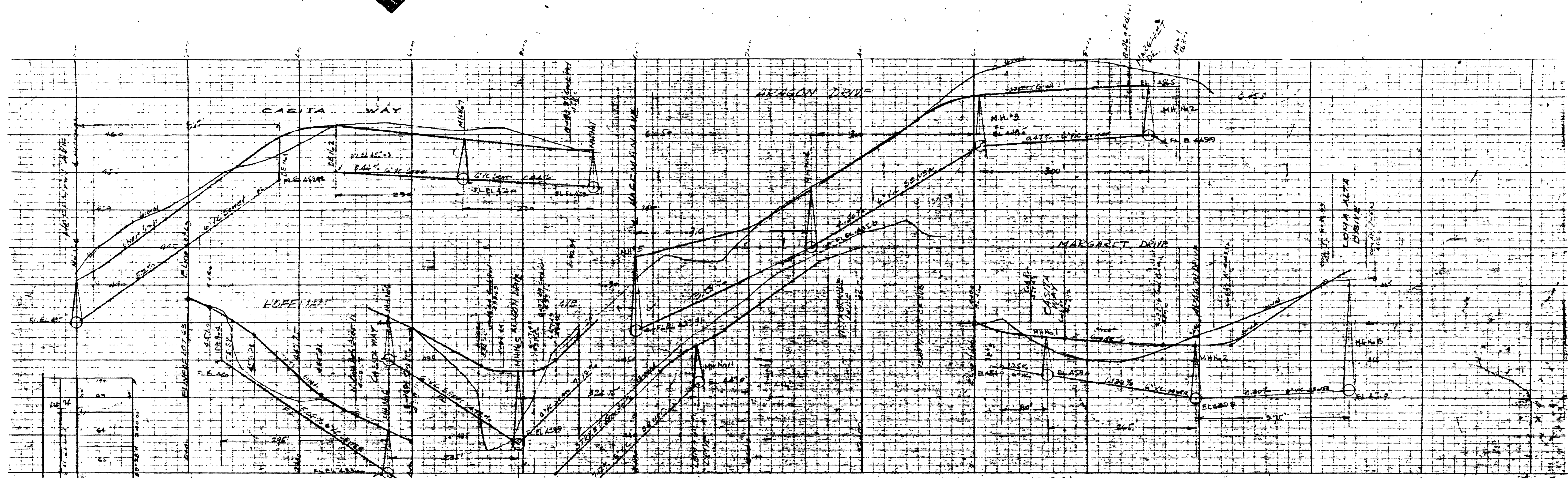
IMPROVEMENT PLANS  
 FOR  
 ROLANDO PARK UNIT No. 2

Daniel Allen  
 DANIEL ALLEN R.E. No. 913

SEWER PLAN - SHEET 2 OF 2 SHEETS

2447-1

PLAN NO. 11-80



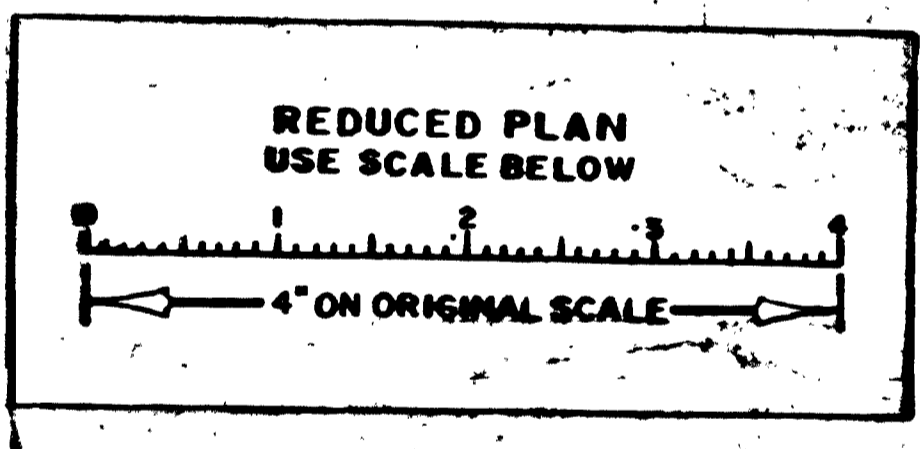
NOTE - ALL WORK TO BE CONSTRUCTED IN ACCORDANCE TO SAN DIEGO COUNTY SPECIFICATIONS FOR THE CONSTRUCTION OF SANITARY SEWERS AND APPURTENANCES.

PROFILE SCALE (HOR. 1"=80' VERT. 1"=6')

BASE OF ELEVATIONS ARE SAME AS USED ON PLANS FOR VISTA LA MESA & ROLANDO PARK UNIT NO. 1

SEWER		LATERAL	
NO.	ELEV.	NO.	ELEV.
1	52.40	1	78.80
2	52.40	2	78.80
3	56.45	3	78.80
4	56.45	4	78.80
5	60.50	5	78.80
6	60.50	6	78.80
7	57.45	7	78.80
8	57.45	8	78.80
9	50.40	9	78.80
10	50.40	10	78.80
11	57.45	11	78.80
12	60.50	12	78.80
13	60.50	13	78.80
14	60.50	14	78.80
15	56.45	15	78.80
16	55.40	16	78.80
17	83.50	17	78.80
18	70.50	18	78.80
19	78.50	19	78.80
20	83.50	20	78.80
21	72.50	21	78.80
22	64.50	22	78.80
23	58.45	23	78.80
24	46.50	24	78.80
25	54.44	25	78.80
26	60.50	26	78.80
27	80.50	27	78.80
28	58.45	28	78.80
29	64.50	29	78.80

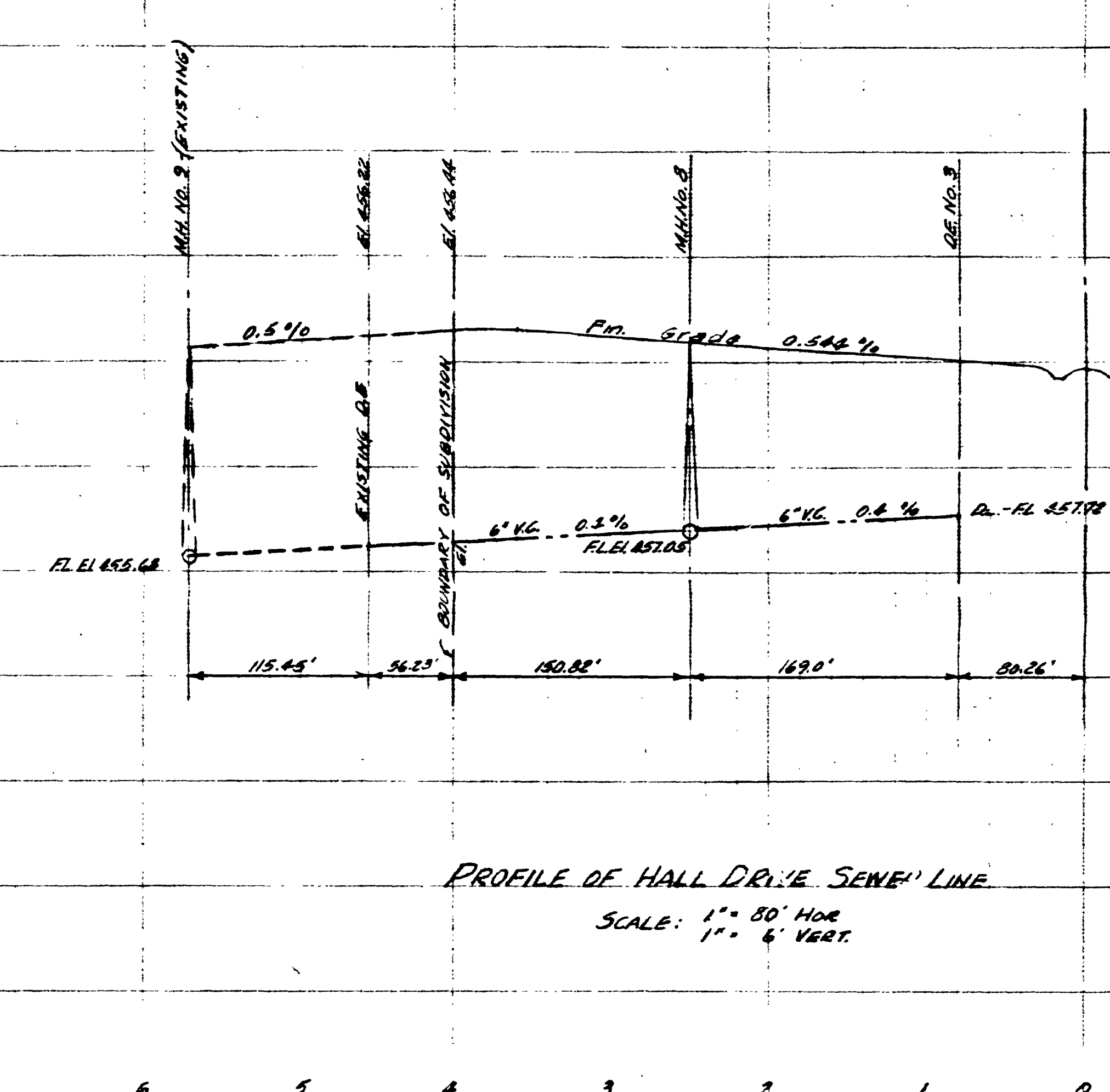
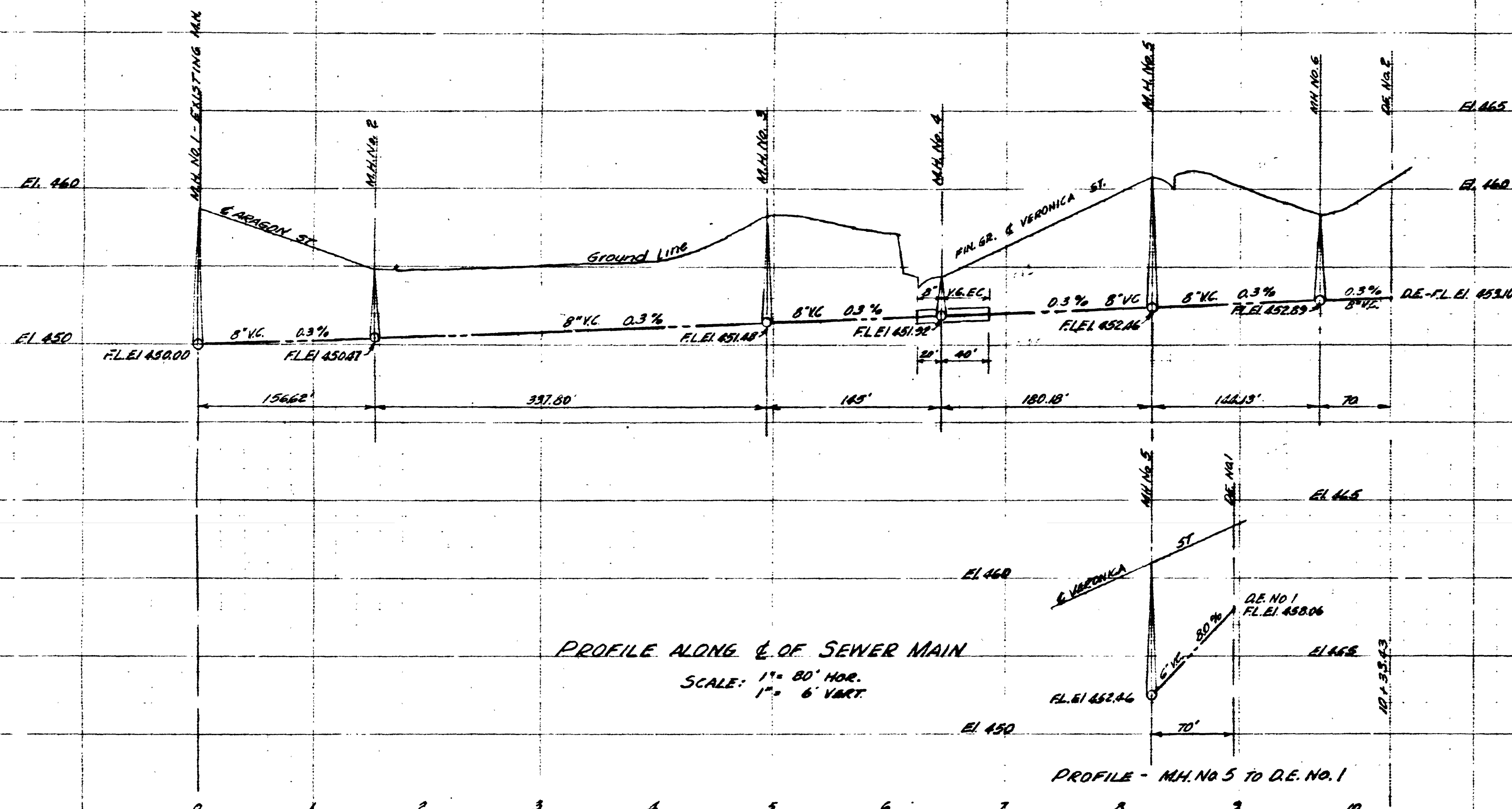
See Sheet 339-B City Eng. Datum may not be City of S.D. Please Check



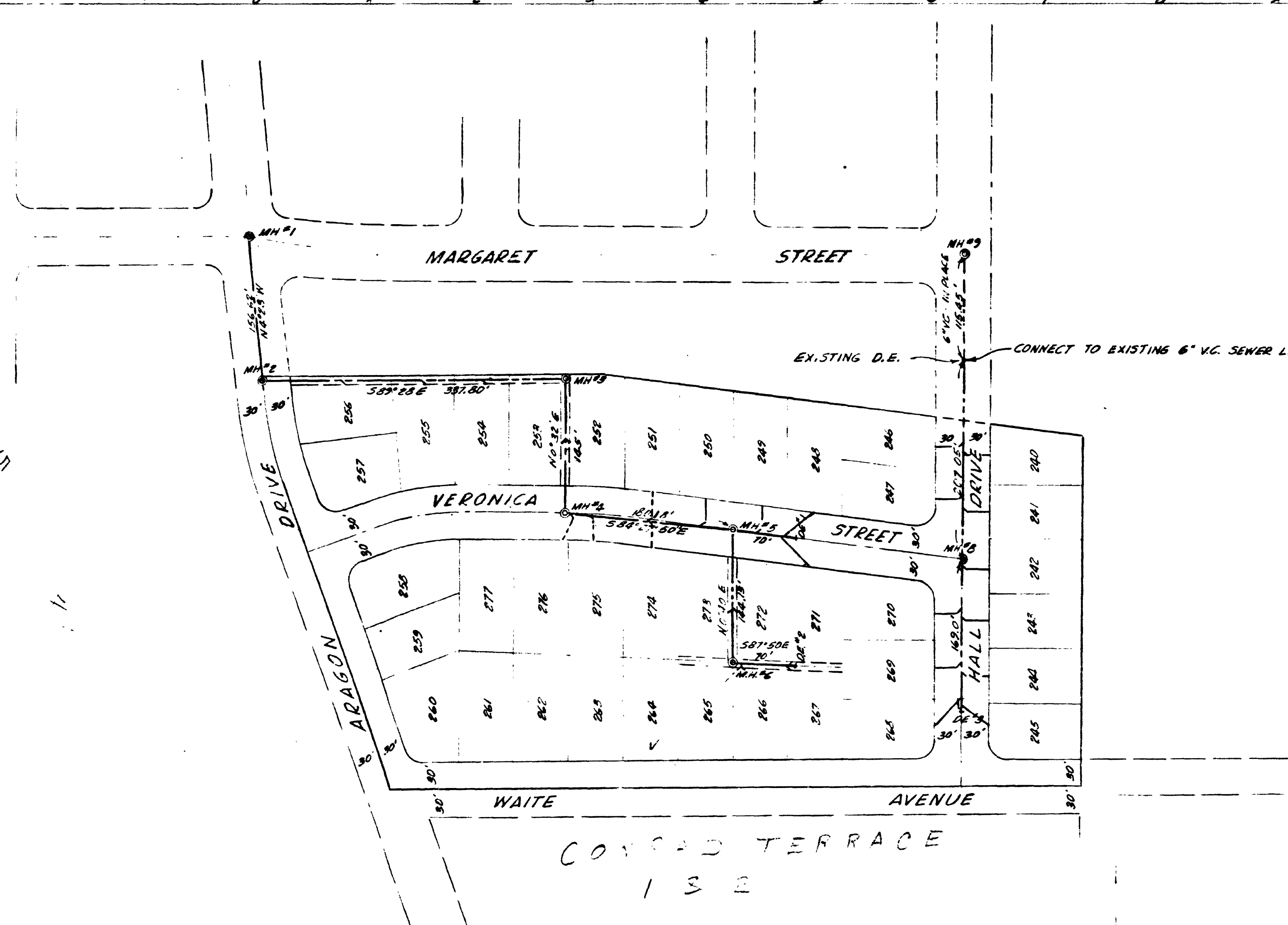
**IMPROVEMENT PLANS FOR ROLANDO PARK UNIT NO. 2**

DANIEL ALLEN  
REGISTERED CIVIL ENGINEER NO. 913

2446-D  
SEWER PLANS SHEET 1 OF 2



B.M. - 'X' ON MANHOLE RIM AT INTERSECTION  
 OF MARGARET DRIVE & HALL DRIVE  
 ELEV. 465.73



NOTE: THERE SHALL BE A MINIMUM COVER OF 4 FT.  
 AT THE PROPERTY LINE OVER ALL SEWER LATERALS  
 ALL SEWER CONSTRUCTION SHALL BE IN ACCORDANCE  
 WITH SAN DIEGO COUNTY STANDARD SPECIFICATIONS  
 FOR THE CONSTRUCTION OF SANITARY SEWERS AND  
 APPURTENANCES.

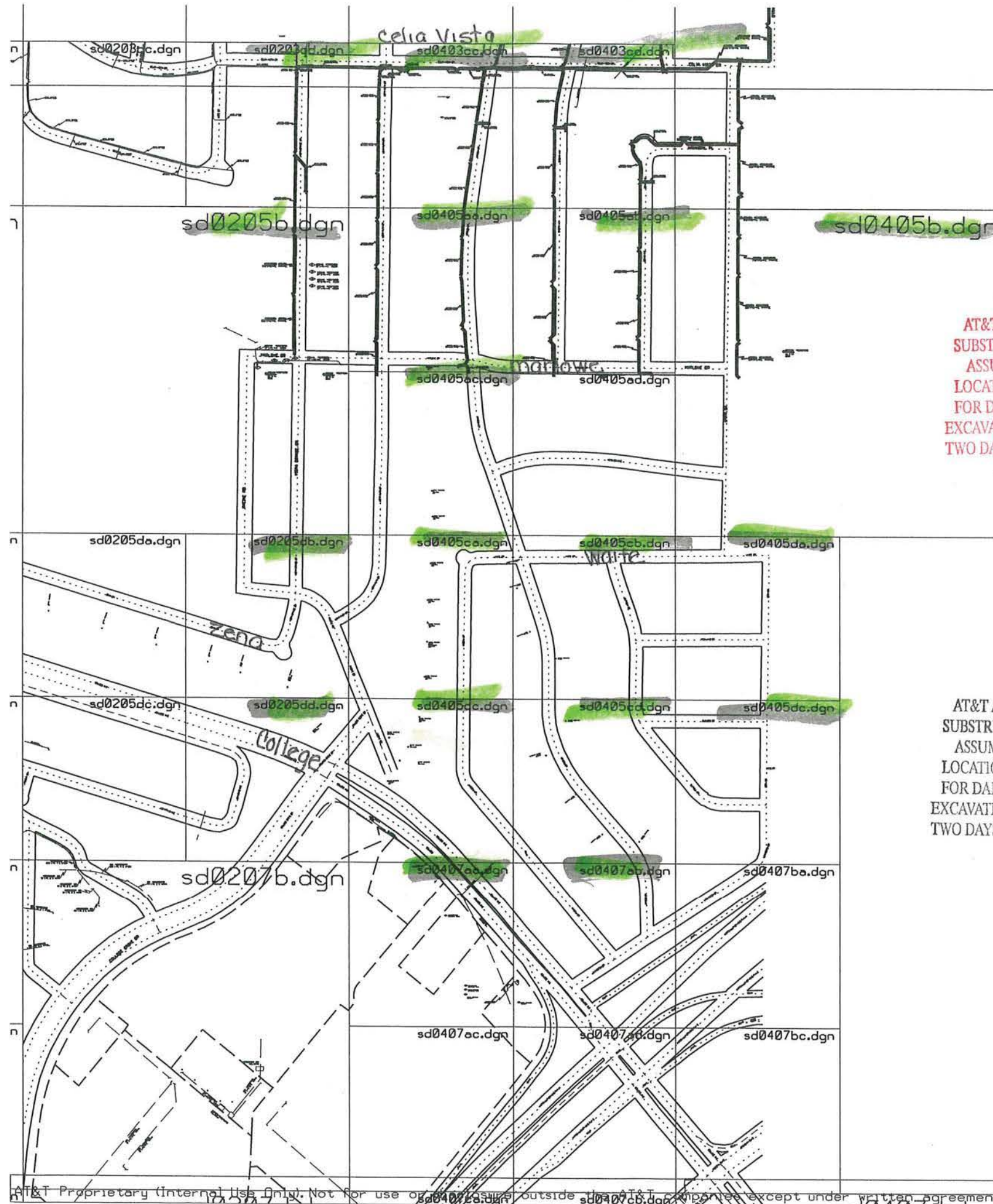
**WORK TO BE DONE**

- THE CONSTRUCTION OF VITRIFIED CLAY PIPE SANITARY SEWER MAIN, SHOWN THUS
- THE CONSTRUCTION OF V.C.P. SEWER MAIN, ENCASED IN CONCRETE, SHOWN THUS
- THE CONSTRUCTION OF LATERALS AND INSTALLATION OF 'Y'S' SHOWN THUS
- THE CONSTRUCTION OF STD. R.C. MANHOLES, COMPLETE SHOWN THUS
- THE CONSTRUCTION OF CAST IRON SEWER LATERALS (LOTS 251, 274, 275 & 276) SHOWN THUS

- 8" VC
- 8" VC IN CONCRETE
- Y
- M.H.
- CAST IRON

SEE APPLICATION NO 73  
 APPROX 12-19-50  
 SIGNED BY A. BARNBY  
 BY JOE E. RUSHING

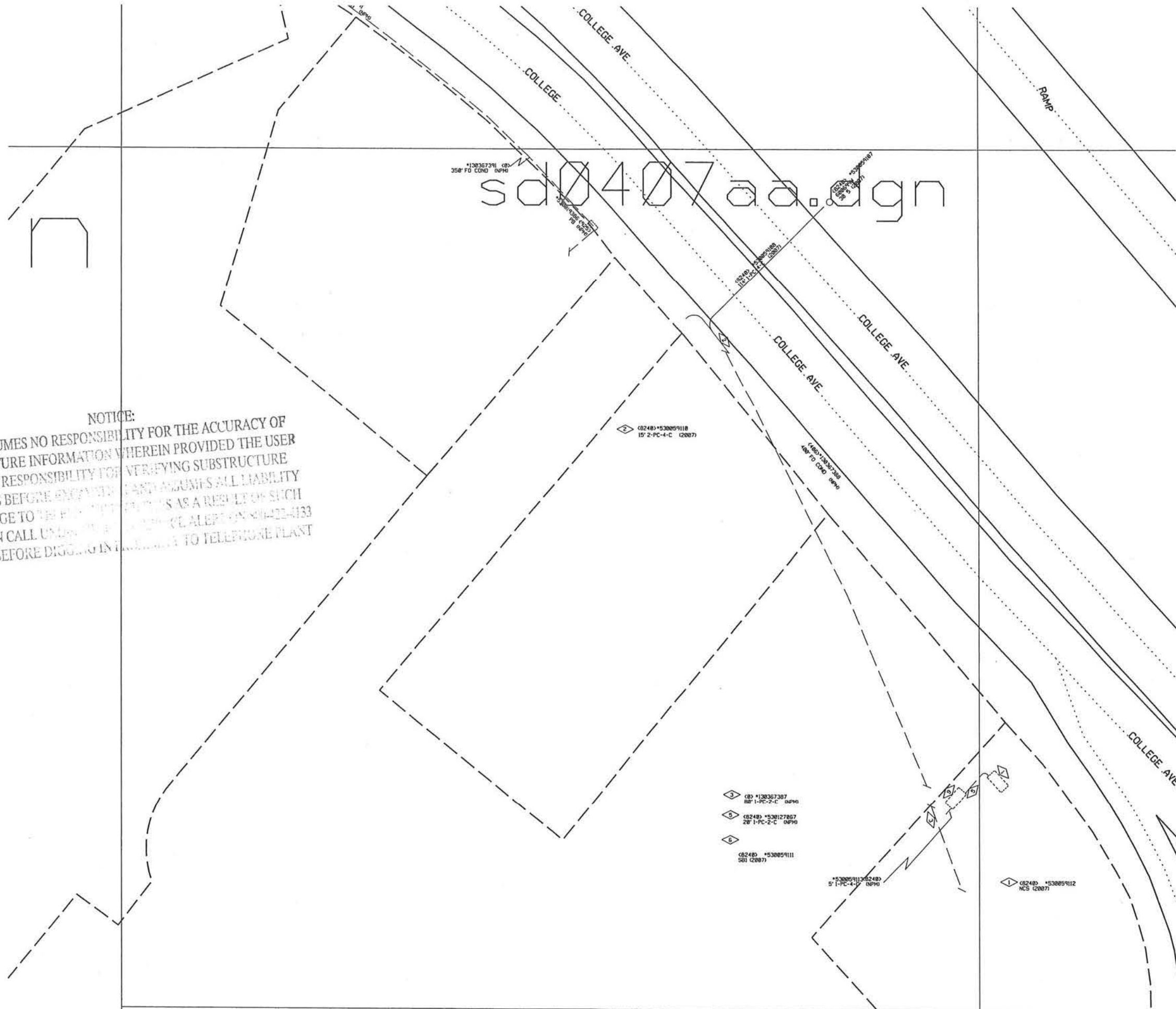
PRIVATE CONTRACT  
 ENGINEER OF WORK R.E. 32  
 COUNTY OF SAN DIEGO OF 1 SHEET  
 CALIFORNIA  
**ROLANDO PARK - UNIT NO. 5**  
 PLAN & PROFILE  
 FOR  
 SEWER LINES  
 APPROVED \_\_\_\_\_ DATE \_\_\_\_\_  
 COUNTY SUPERVISOR  
 BY \_\_\_\_\_  
 DWN K FREE AND PATTERSON & EVINSON DATE 10/1/51  
 CHLD JAY DIEHL CALIFORNIA - A-22 10/1/51

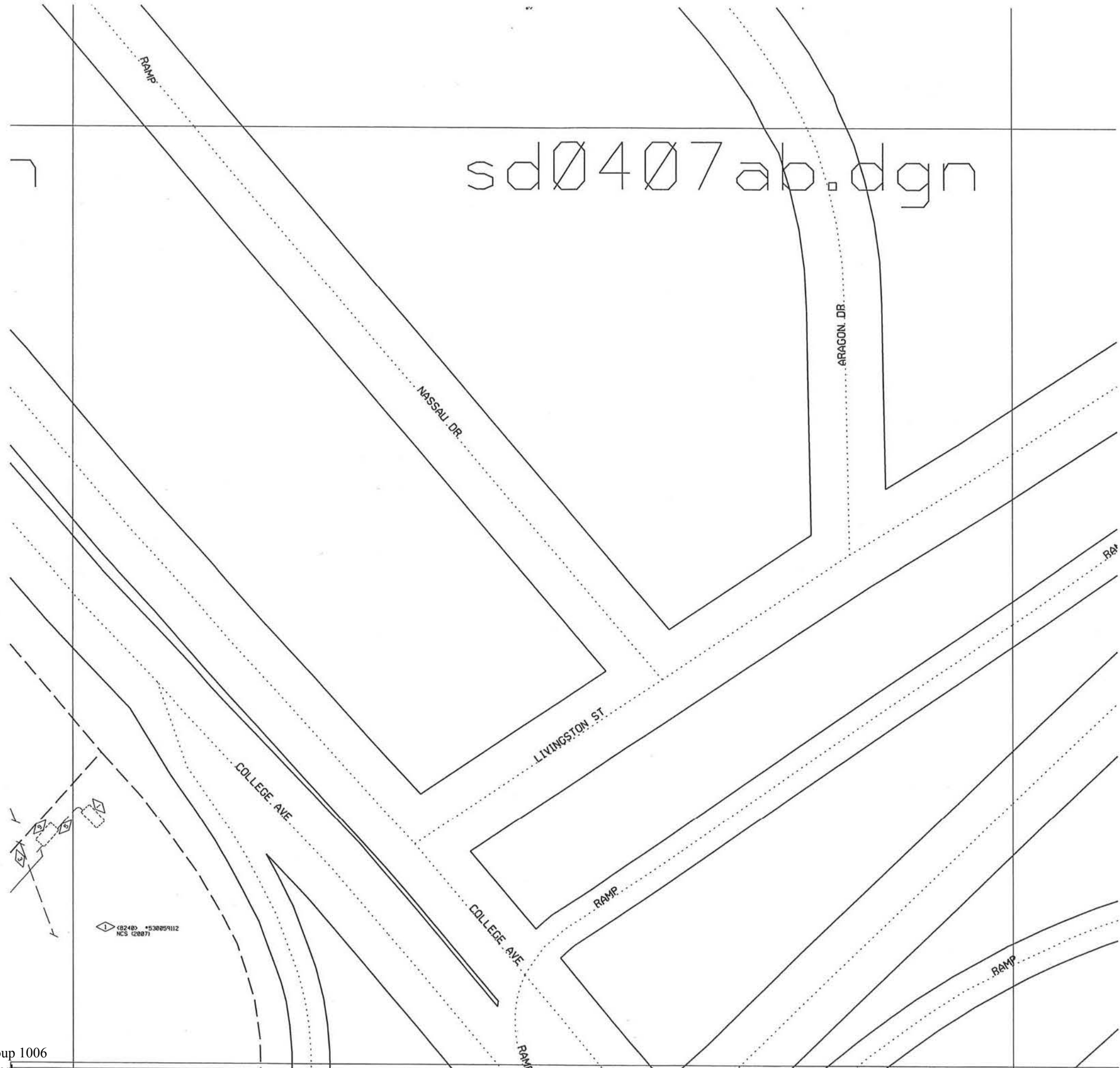


**NOTICE:**  
AT&T ASSUMES NO RESPONSIBILITY FOR THE ACCURACY OF SUBSTRUCTURE INFORMATION WHEREIN PROVIDED THE USER ASSUMES RESPONSIBILITY FOR VERIFYING SUBSTRUCTURE LOCATIONS BEFORE EXCAVATING AND ASSUMES ALL LIABILITY FOR DAMAGE TO TELEPHONE FACILITIES AS A RESULT OF SUCH EXCAVATION CALL UNDERGROUND SERVICE ALERT ON 800-422-4133 TWO DAYS BEFORE DIGGING IN PROXIMITY TO TELEPHONE PLANT

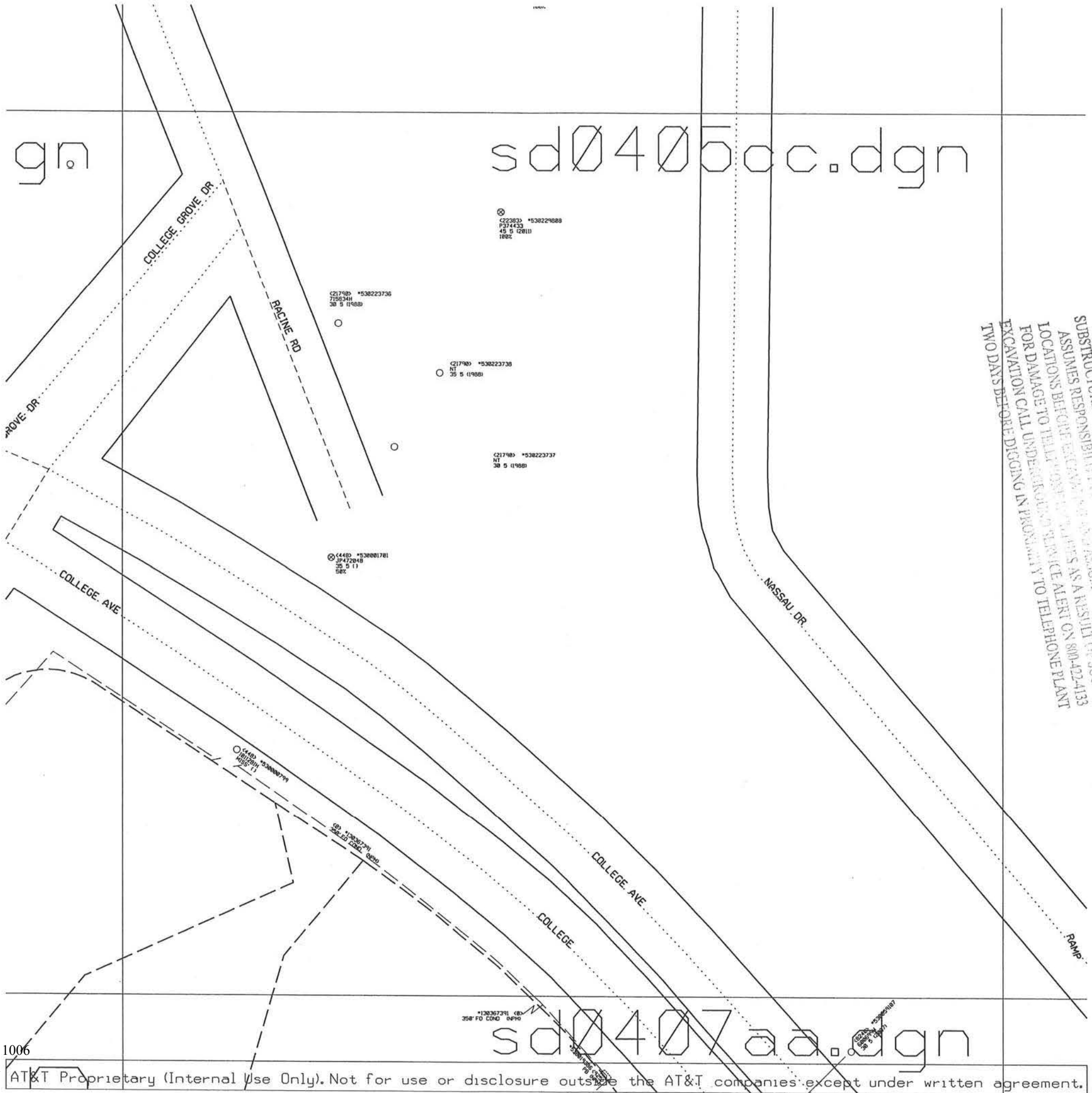
**NOTICE:**  
AT&T ASSUMES NO RESPONSIBILITY FOR THE ACCURACY OF SUBSTRUCTURE INFORMATION WHEREIN PROVIDED THE USER ASSUMES RESPONSIBILITY FOR VERIFYING SUBSTRUCTURE LOCATIONS BEFORE EXCAVATING AND ASSUMES ALL LIABILITY FOR DAMAGE TO TELEPHONE FACILITIES AS A RESULT OF SUCH EXCAVATION CALL UNDERGROUND SERVICE ALERT ON 800-422-4133 TWO DAYS BEFORE DIGGING IN PROXIMITY TO TELEPHONE PLANT

NOTICE:  
AT&T ASSUMES NO RESPONSIBILITY FOR THE ACCURACY OF  
SUBSTRUCTURE INFORMATION WHEREIN PROVIDED THE USER  
ASSUMES RESPONSIBILITY FOR VERIFYING SUBSTRUCTURE  
LOCATIONS BEFORE EXCAVATING AND ASSUMES ALL LIABILITY  
FOR DAMAGE TO THE PUBLIC UTILITIES AS A RESULT OF SUCH  
EXCAVATION CALL UNDER THE MISSOURI STATE ALERT AT 800-422-4133  
TWO DAYS BEFORE DIGGING IN ORDER TO TELEPHONE PLANT



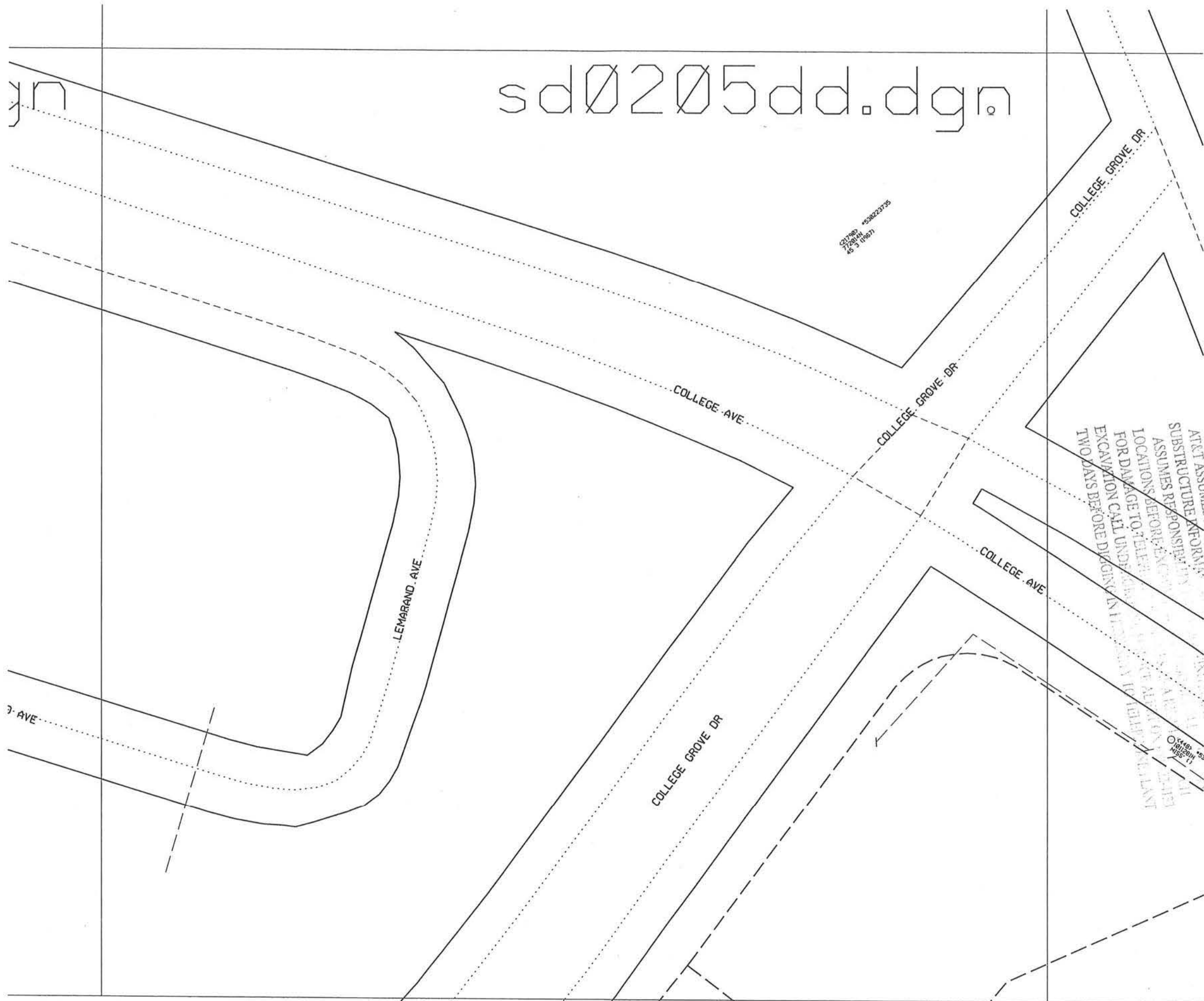


NOTICE:  
 AT&T ASSUMES NO RESPONSIBILITY FOR THE ACCURACY OF  
 SUBSTRUCTURE INFORMATION WHEN PROVIDED THE USER  
 ASSUMES RESPONSIBILITY FOR VERIFYING SUBSTRUCTURE  
 LOCATIONS BEFORE EXCAVATING AND ASSUMES ALL LIABILITY  
 FOR DAMAGE TO TELEPHONE FACILITIES AS A RESULT OF SUCH  
 EXCAVATION CALL UNDERGROUND SERVICE ALERT ON 800-422-4133  
 TWO DAYS BEFORE DIGGING IN PROXIMITY TO TELEPHONE PLANT



NOTICE:  
 AT&T ASSUMES NO RESPONSIBILITY FOR THE ACCURACY OF  
 SUBSTRUCTURE INFORMATION HEREIN PROVIDED THE USER  
 ASSUMES RESPONSIBILITY FOR VERIFYING SUBSTRUCTURE  
 LOCATIONS BEFORE EXCAVATION. AT&T ASSUMES ALL LIABILITY  
 FOR DAMAGE TO TELLER PROPERTY AS A RESULT OF SUCH  
 EXCAVATION CALL UNDERGROUND SERVICE ALERT ON 800-422-4133  
 TWO DAYS BEFORE DIGGING IN PROXIMITY TO TELEPHONE PLANT





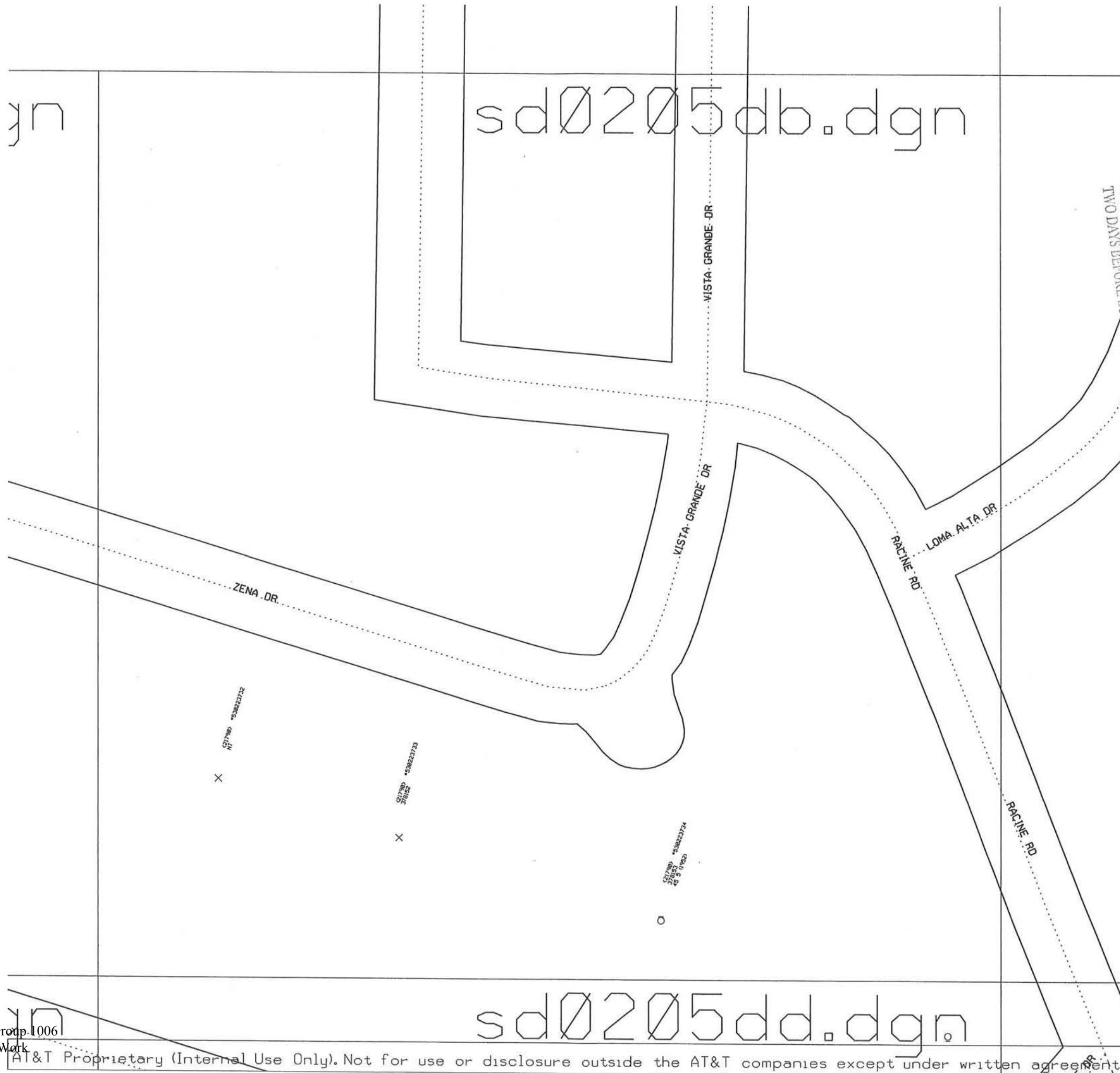
sd0205dd.dgn

jn

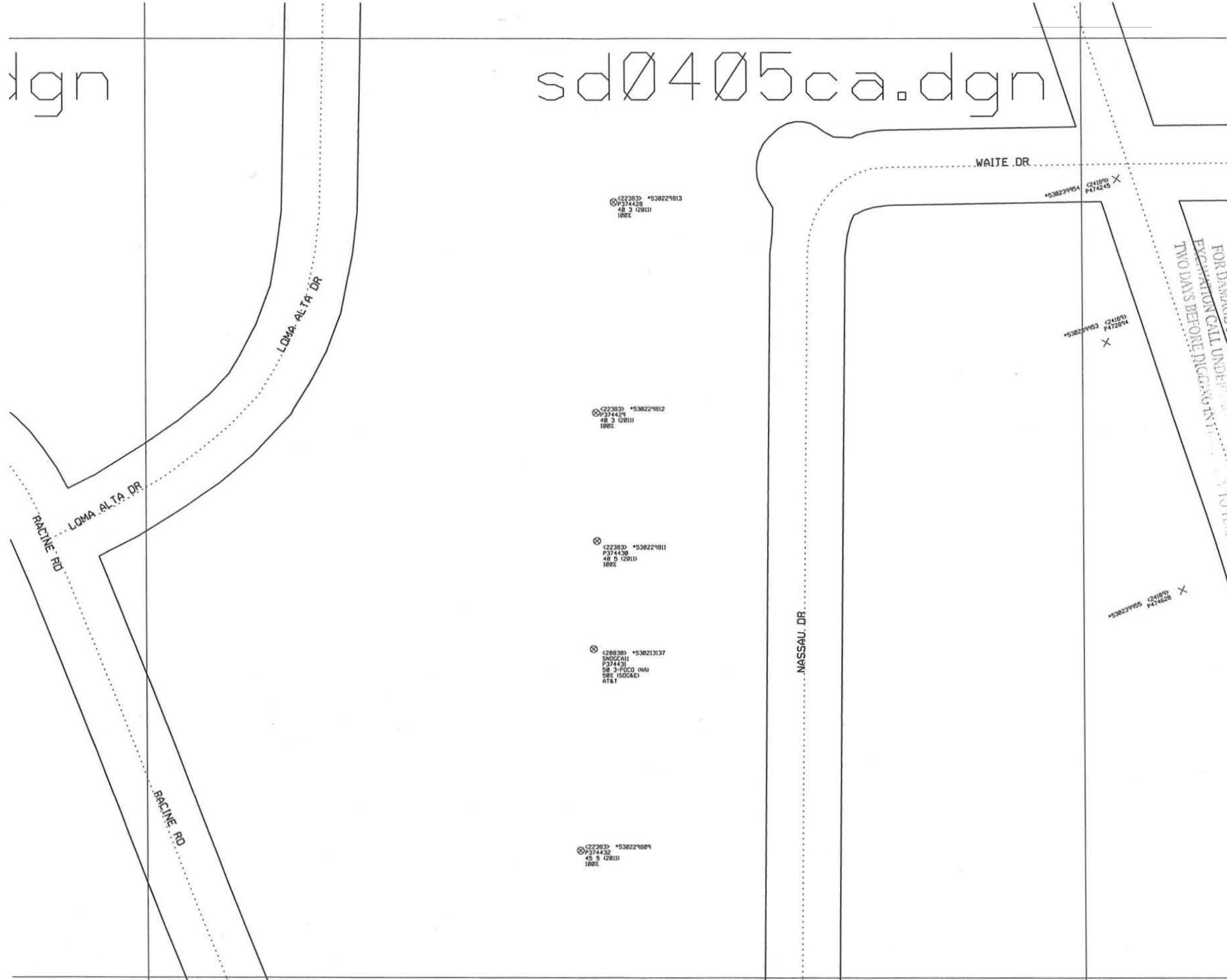
03/28/00 #538223735  
3/28/00  
4:53:18PM

NOTICE  
 AT&T ASSUMES NO RESPONSIBILITY FOR THE ACCURACY OF  
 SUBSTRUCTURE INFORMATION  
 ASSUMES RESPONSIBILITY  
 LOCATIONS BEFORE EXCAVATION  
 FOR DAMAGE TO TELEPHONE  
 EXCAVATION CALL UNDERGROUND TELEPHONE  
 TWO DAYS BEFORE DIGGING IN THE AREA OF THE PLANT

03/28/00 #538223735  
3/28/00  
4:53:18PM



NOTICE:  
 AT&T ASSUMES NO RESPONSIBILITY FOR THE ACCURACY OF  
 SUBSTRUCTURE INFORMATION HEREIN PROVIDED THE USER  
 ASSUMES RESPONSIBILITY FOR VERIFYING SUBSTRUCTURE  
 LOCATIONS BEFORE EXCAVATION. AT&T ASSUMES ALL LIABILITY  
 FOR DAMAGE TO UTILITIES OR PROPERTY AS A RESULT OF SUCH  
 EXCAVATION CALL UNDERGROUND UTILITY ALERT ON 800-432-4133  
 TWO DAYS BEFORE DIGGING IN ADVANCE TO TELEPHONE PLANT



NOTICE:  
 AT&T ASSUMES NO RESPONSIBILITY FOR THE ACCURACY OF  
 SUBSTRUCTURE INFORMATION HEREIN PROVIDED THE USER  
 ASSUMES RESPONSIBILITY FOR OBTAINING SUFFICIENT  
 LOCATIONS BEFORE EXCAVATION. AT&T ASSUMES NO LIABILITY  
 FOR DAMAGE TO UTILITY LOCATIONS OR TO PERSONS OR  
 EXCAVATION CALL UNDERGROUND UTILITY TO TELEPHONE  
 TWO DAYS BEFORE DIGGING IN THE AREA.

lgn

sd0405ca.dgn

lgn

sd0405cc.dgn

dgn

sd0405cb.dgn

WAITE DR

WAITE DR

\*538239954 (24189) P474245 X

\*538239953 (24189) P472894 X

\*538239955 (24189) P474628 X

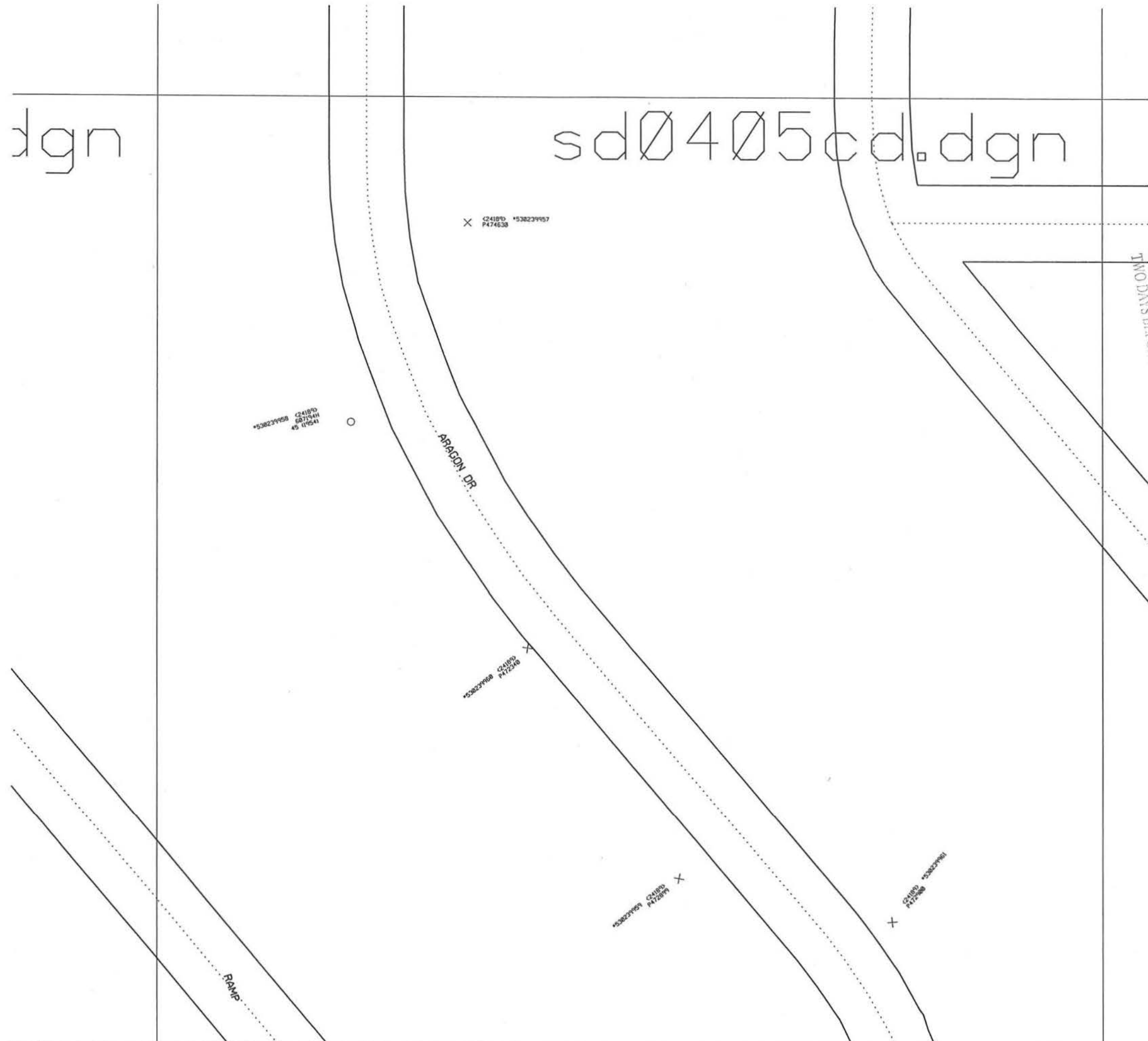
(24189) \*538239956 P474629 X

SUFFOLK DR

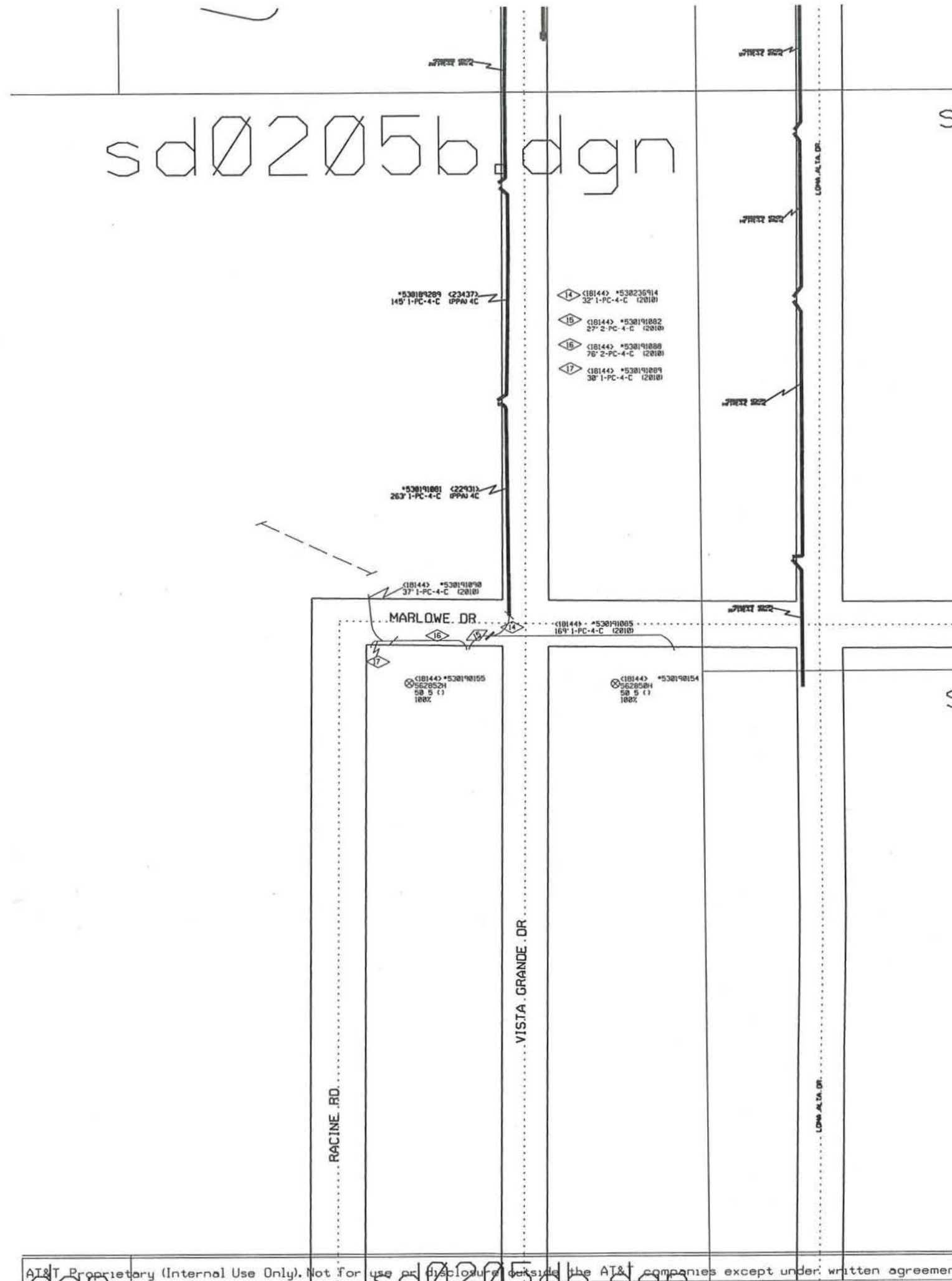
NOTICE: AT&T ASSUMES NO RESPONSIBILITY FOR THE ACCURACY OF SUBSTRUCTURE INFORMATION. SUBSTRUCTURE INFORMATION ASSUMES RESPONSIBILITY FOR DAMAGE TO TELEPHONE FACILITIES. LOCAL OWNERS BEFORE EXCAVATION CALL UNDERGROUND TWO DAYS BEFORE DIGGING IN.

dgn

sd0405cd.dgn



NOTE:  
 AT&T ASSUMES NO RESPONSIBILITY FOR THE ACCURACY OF  
 THE INFORMATION PROVIDED TO THE USER  
 SUBSTRUCTURE INFORMATION. ANY ERRORS IN THE  
 ASSUMES RESPONSIBILITY FOR ANY DAMAGE TO  
 LOCATIONS DEPENDENT ON THE INFORMATION AS A RESULT OF SUCH  
 EXCAVATION CALL US AT 800-422-4133  
 TWO DAYS BEFORE DIGGING IN THE AREA OF ANY TELEPHONE PLANT



NOTICE FOR THE ACCURACY OF  
 AT&T ASSUMES NO RESPONSIBILITY FOR THE ACCURACY OF  
 SUBSTRUCTURE INFORMATION FOR THE USER  
 ASSUMES RESPONSIBILITY FOR THE USER  
 LOCATIONS BEFORE EXCAVATION. THE USER  
 FOR DAMAGE TO TELEPHONE LINES OR OTHER  
 EXCAVATION CALL UNDERGROUND UTILITIES  
 TWO DAYS BEFORE DIGGING IN FRONT OF THE



144> #530190154  
 :850H  
 5 ( )  
 4

sd0405ac.dgn

NOTICE  
 AT&T ASSUMES NO RESPONSIBILITY FOR THE ACCURACY OF  
 SUBSTRUCTURE INFORMATION SHOWN HEREIN PROVIDED THE USER  
 ASSUMES RESPONSIBILITY FOR THE ACCURACY OF THE  
 LOCATIONS SHOWN HEREIN.  
 FOR DAMAGE TO PROPERTY OR PERSONS OR OTHER  
 EXCAVATION CALL UPON THE CITY OF SAN ANTONIO  
 TWO DAYS BEFORE THE WORK IS TO BE PERFORMED.

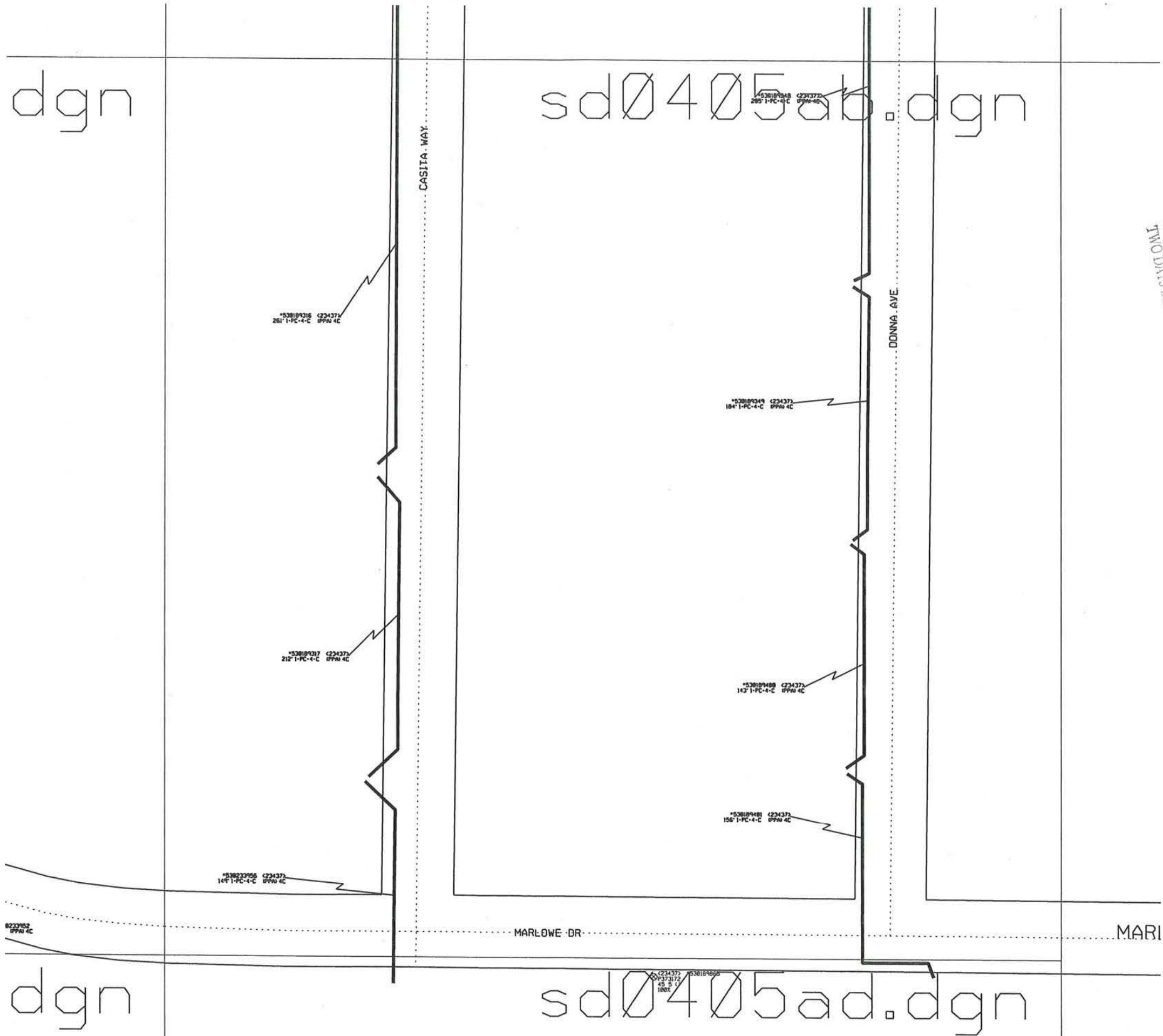


- 0236914 (2010)
- 30191082 C (2010)
- 30191088 C (2010)
- 30191089 (2010)

144> \*530190154  
 850H  
 5 ( )  
 %

NOTICE  
 AT&T ASSUMES NO RESPONSIBILITY FOR THE ACCURACY OF  
 SUBSTRUCTURE INFORMATION WHEN PROVIDED BY THE USER  
 ASSUMES RESPONSIBILITY FOR VERIFYING ALL STRUCTURE  
 LOCATIONS BEFORE EXCAVATION. THE USER SHALL BE RESPONSIBLE  
 FOR DAMAGE TO TELEPHONE, POWER, GAS, WATER, OR OTHER  
 EXCAVATION CALL UNDERGROUND UTILITIES TO BE REPAIRED  
 TWO DAYS BEFORE DIGGING IN ANY CASE.

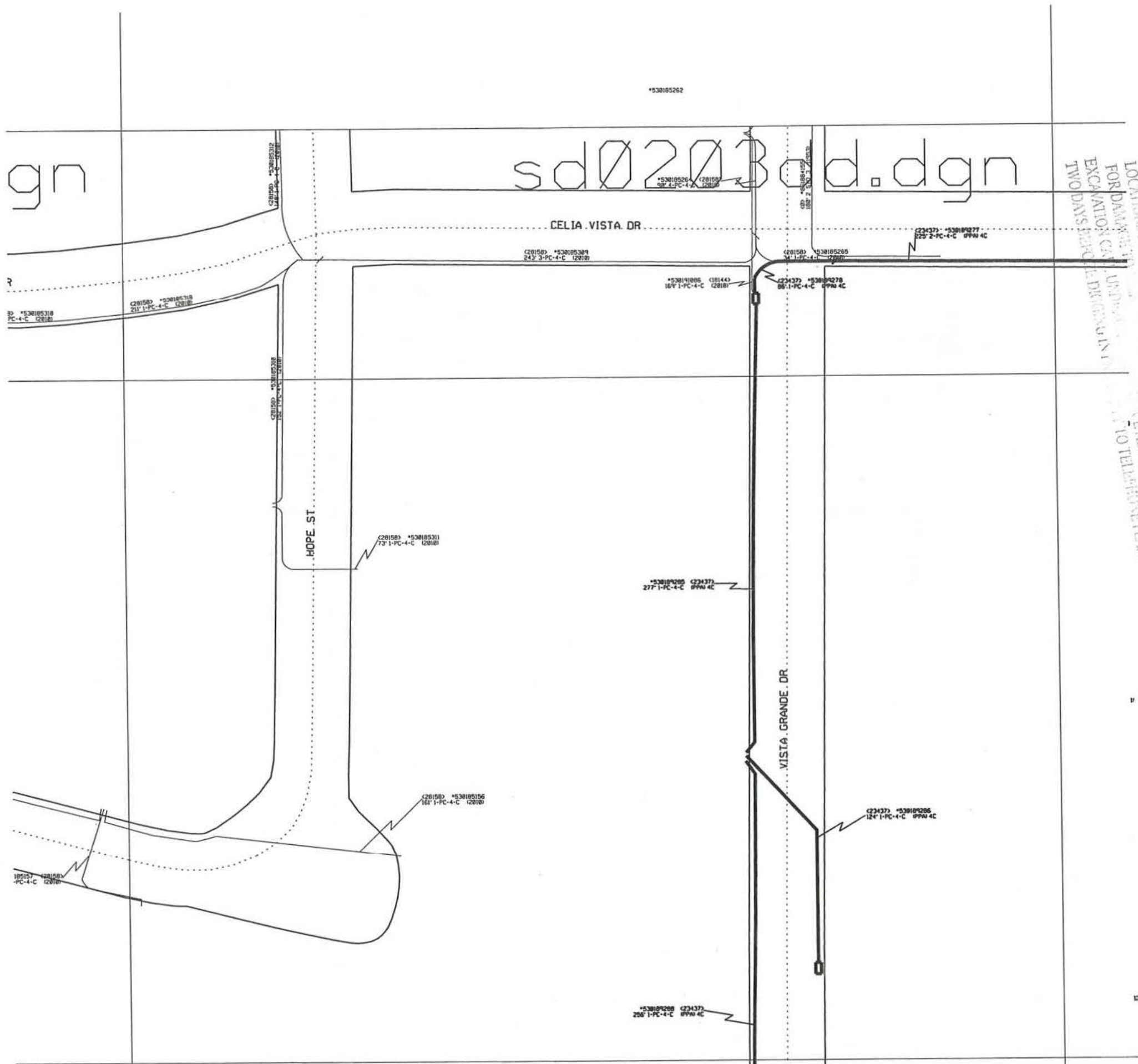




NOTICE  
 AT&T ASSUMES NO RESPONSIBILITY FOR THE ACCURACY OF  
 SUBSTRUCTURE INFORMATION  
 ASSUMES RESPONSIBILITY FOR  
 LOCATIONS BEFORE FIELD  
 FOR DAMAGE TO UNDERGROUND  
 EXCAVATION CALL UNDERGROUND  
 TWO DAYS BEFORE DIGGING IN



NOTICE:  
 AT&T ASSUMES NO RESPONSIBILITY FOR THE ACCURACY OF  
 SUBSTRUCTURE INFORMATION OR GREEN PROVIDED THE USER  
 ASSUMES RESPONSIBILITY FOR VERIFYING ALL LIABILITY  
 LOCATIONS BEFORE EXCAVATION. CALL AT&T AT 800-422-4133  
 FOR DAMAGE CALL. USER SHALL BE RESPONSIBLE TO TELEPHONE PLANT  
 TWO DAYS BEFORE DIGGING. NOT TO BE USED FOR ANY OTHER PURPOSE.



NOTE:  
 AT&T ASSUMES NO RESPONSIBILITY FOR THE ACCURACY OF  
 THE INFORMATION PROVIDED TO THE USER.  
 SUBSTRUCTURE INFORMATION IS PROVIDED FOR INFORMATION ONLY.  
 EXCAVATION CONTRACTORS SHALL VERIFY ALL UTILITIES  
 LOCATIONS IN THE FIELD PRIOR TO ANY EXCAVATION.  
 FOR DAMAGE TO UTILITIES UNDER EXCAVATION CONTRACTORS SHALL BE RESPONSIBLE.  
 TWO DAYS PRIOR TO THE START OF EXCAVATION CONTRACTORS SHALL TELEPHONE PLANT  
 TO ALERT ON 800-241-1133.

.dgn

sd0405da.dc

WAITE DR.

99TH ST.

ROCKLAND ST.

.dgn

sd0405dc.dc

NOTICE:  
AT&T ASSUMES NO RESPONSIBILITY FOR THE ACCURACY OF  
SUBSTRUCTURE INFORMATION WHEREIN PROVIDED THE USER  
ASSUMES RESPONSIBILITY FOR VERIFYING SUBSTRUCTURE  
LOCATIONS BEFORE EXCAVATING AND ASSUMES ALL LIABILITY  
FOR DAMAGE TO TELEPHONE FACILITIES AS A RESULT OF SUCH  
EXCAVATION CALL UNDERGROUND SERVICE ALERT (CA 800-422-0033)  
TWO DAYS BEFORE DIGGING IN PROXIMITY TO TELEPHONE PLANT

gn

sd0405dc.dc

..... DUCHESS ST .....

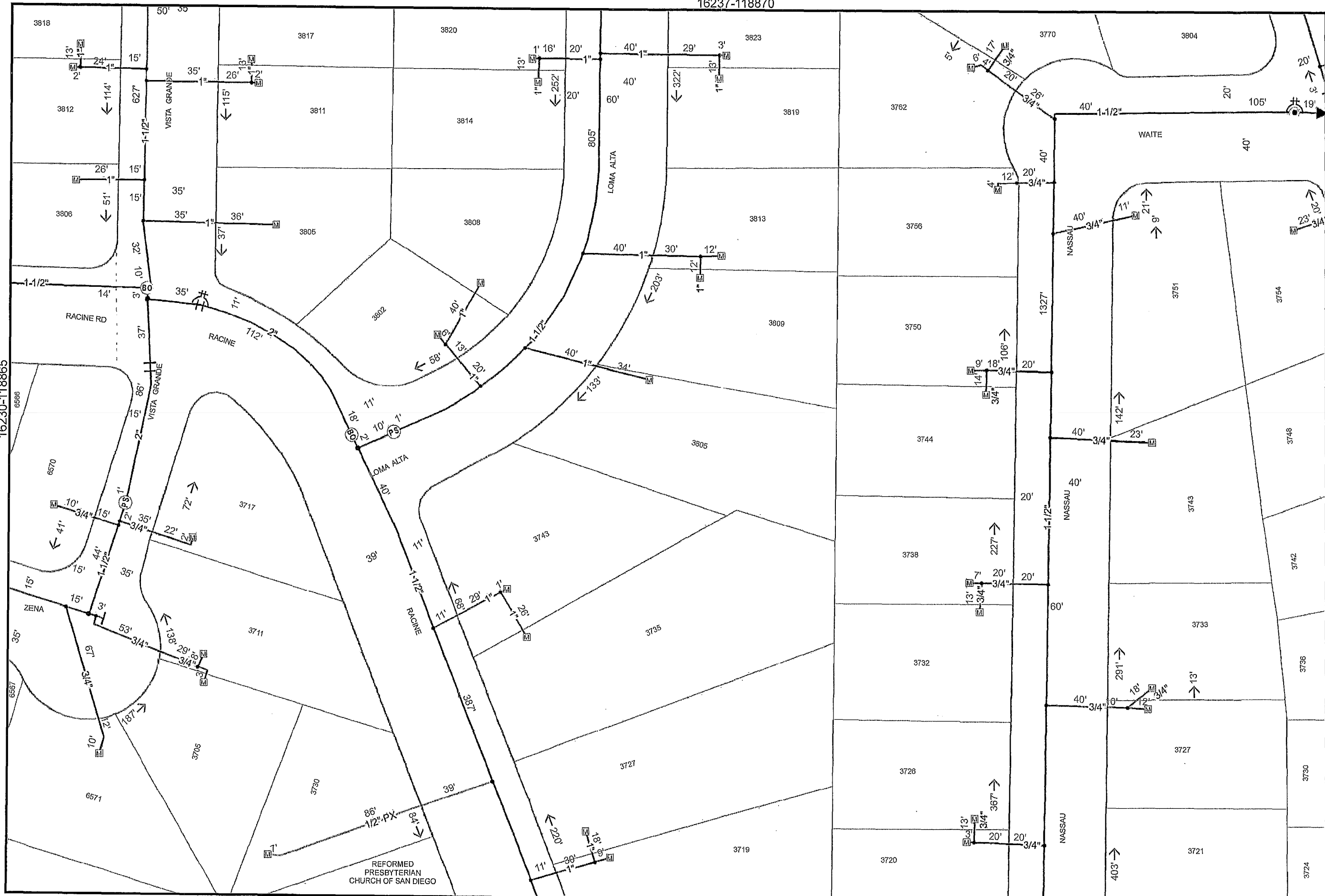
KING ST

69TH ST

..... SUFFOLK DR .....

LIVINGSTON ST

NOTICE:  
AT&T ASSUMES NO RESPONSIBILITY FOR THE ACCURACY OF  
SUBSTRUCTURE INFORMATION HEREIN PROVIDED THE USER  
ASSUMES RESPONSIBILITY FOR VERIFYING SUBSTRUCTURE  
LOCATIONS BEFORE ANY WORK IS PERFORMED. ALL LIABILITY  
FOR DAMAGE TO TELEPHONE FACILITIES OR PROPERTY  
EXCAVATION CALL UNDER THE AT&T ALERT SYSTEM  
TWO DAYS BEFORE DIGGING IN THE CITY OF ALBANY, NY  
CALL 1-800-477-7111 TO TELEPHONE ALERT SYSTEM



50  
Feet

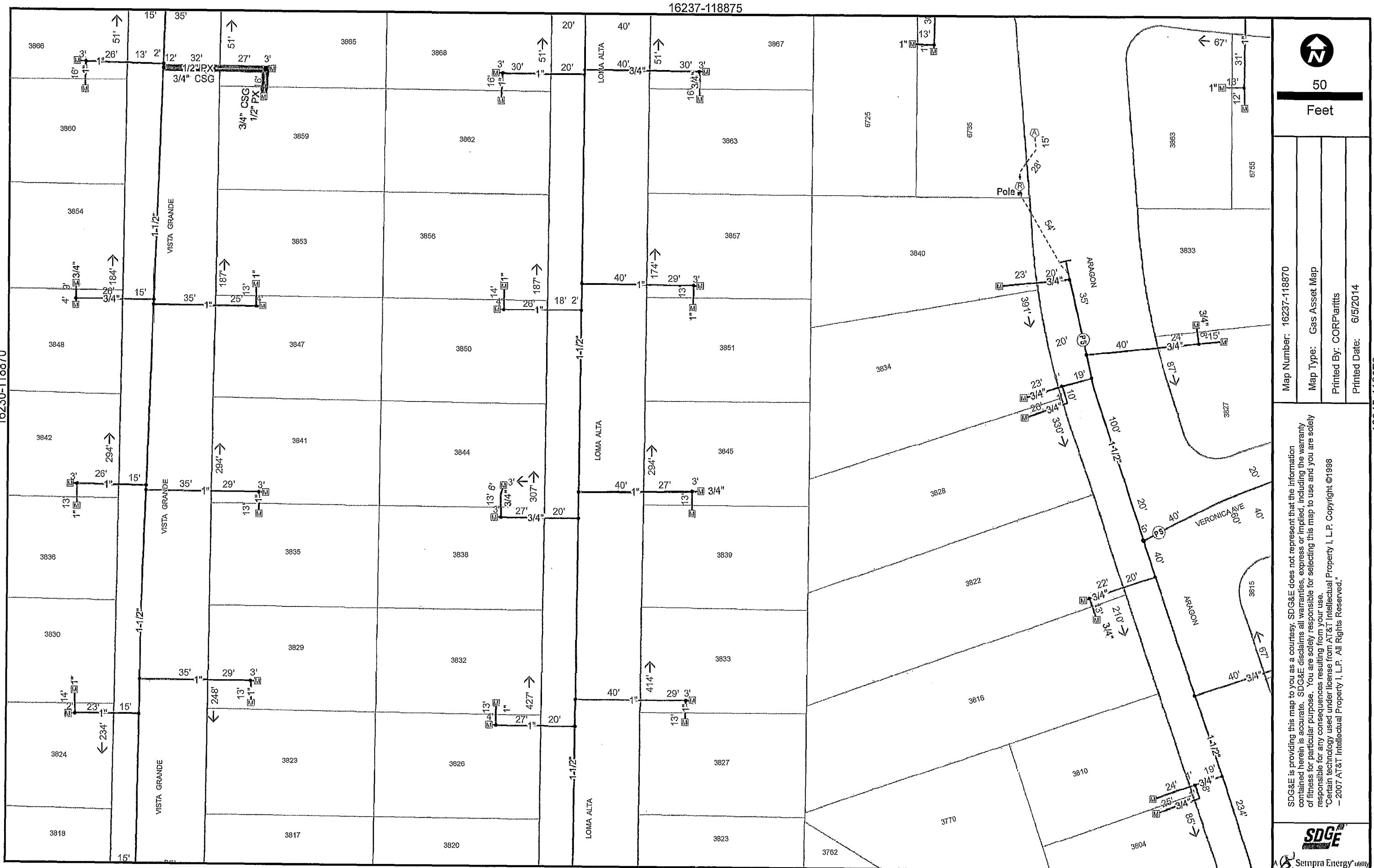
Map Number: 16237-118865  
 Map Type: Gas Asset Map  
 Printed By: CORP/paritits  
 Printed Date: 6/5/2014

SDG&E is providing this map to you as a courtesy. SDG&E does not represent that the information contained herein is accurate. SDG&E disclaims all warranties, express or implied, including the warranty of fitness for particular purpose. You are solely responsible for selecting this map to use and you are solely responsible for any consequences resulting from your use.  
 \*Certain technology used under license from AT&T Intellectual Property I, L.P. Copyright ©1998 - 2007 AT&T Intellectual Property I, L.P. All Rights Reserved.\*

**SDGE**  
 Semptra Energy

16230-118865

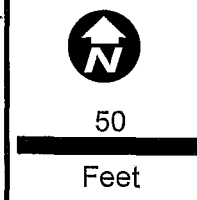
16245-118865



16230-118870

16237-118875

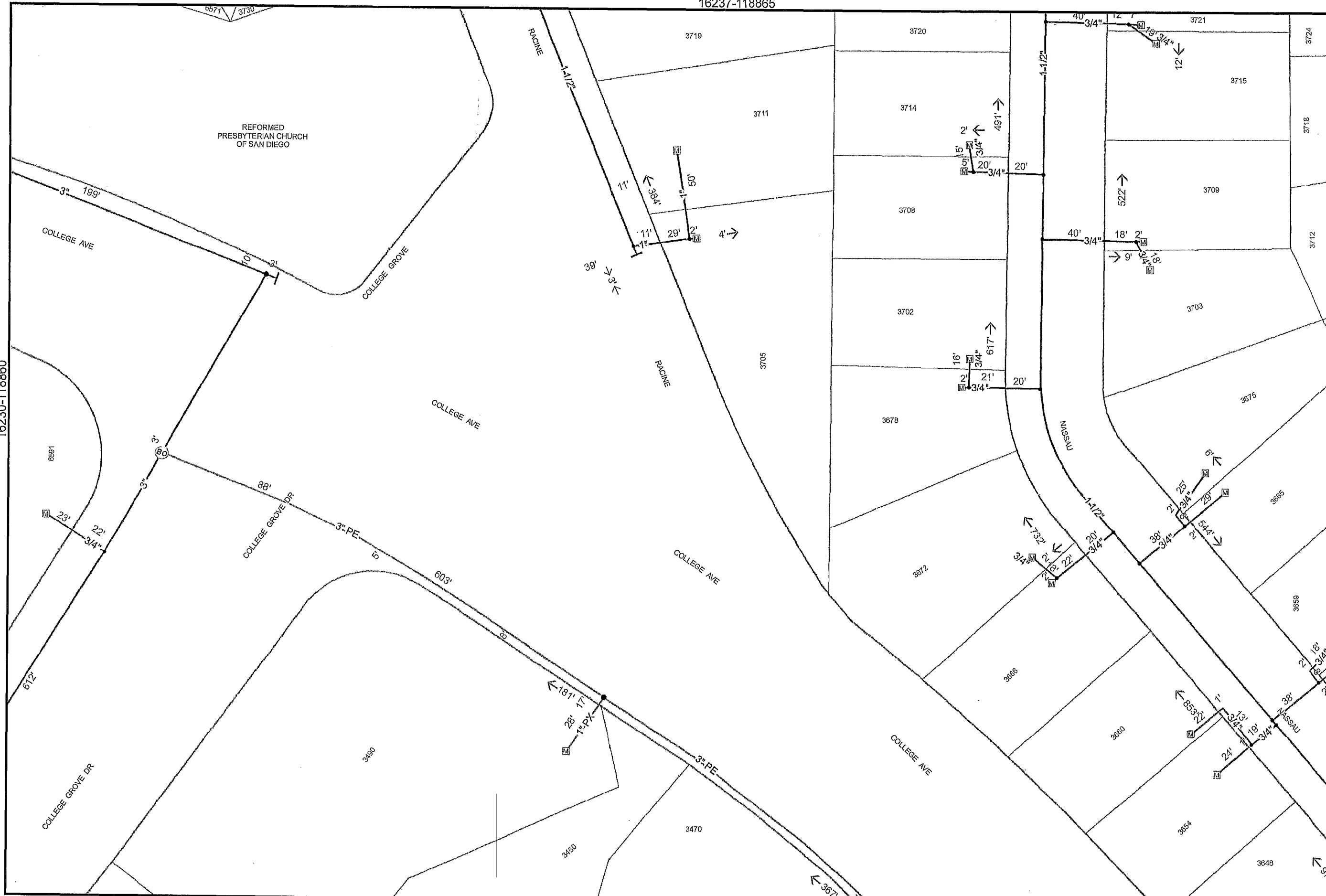
16237-118865



Map Number: 16237-118870  
 Map Type: Gas Asset Map  
 Printed By: CORParitits  
 Printed Date: 6/5/2014

SDG&E is providing this map to you as a courtesy. SDG&E does not represent that the information contained herein is accurate. SDG&E disclaims all warranties, express or implied, including the warranty of fitness for particular purpose. You are solely responsible for selecting this map to use and you are solely responsible for any consequences resulting from your use.  
 "Certain technology used under license from AT&T Intellectual Property I, L.P. Copyright ©1998 - 2007 AT&T Intellectual Property I, L.P. All Rights Reserved."





REFORMED PRESBYTERIAN CHURCH OF SAN DIEGO



50

Feet

Map Number: 16237-118860

Map Type: Gas Asset Map

Printed By: CORPvaritts

Printed Date: 6/5/2014

SDG&E is providing this map to you as a courtesy. SDG&E does not represent that the information contained herein is accurate. SDG&E disclaims all warranties, express or implied, including the warranty of fitness for particular purpose. You are solely responsible for selecting this map to use and you are solely responsible for any consequences resulting from your use.

"Certain technology used under license from AT&T Intellectual Property I, L.P. Copyright ©1998 - 2007 AT&T Intellectual Property I, L.P. All Rights Reserved."

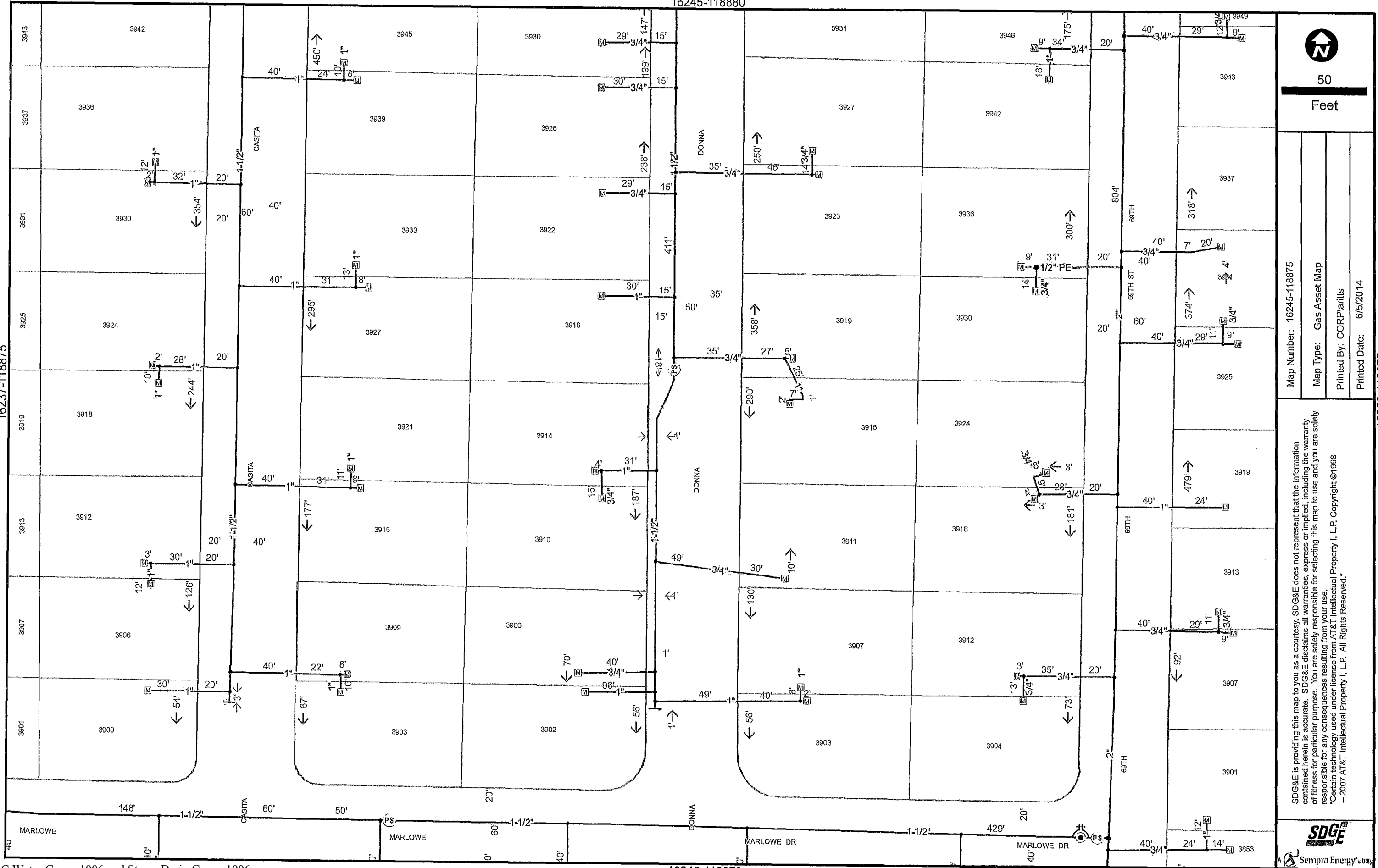


Sempra Energy Utility

16230-118860

16245-118860





50  
Feet

Map Number: 16245-118875

Map Type: Gas Asset Map

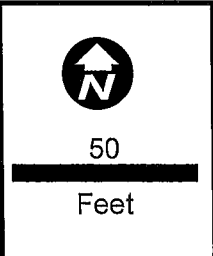
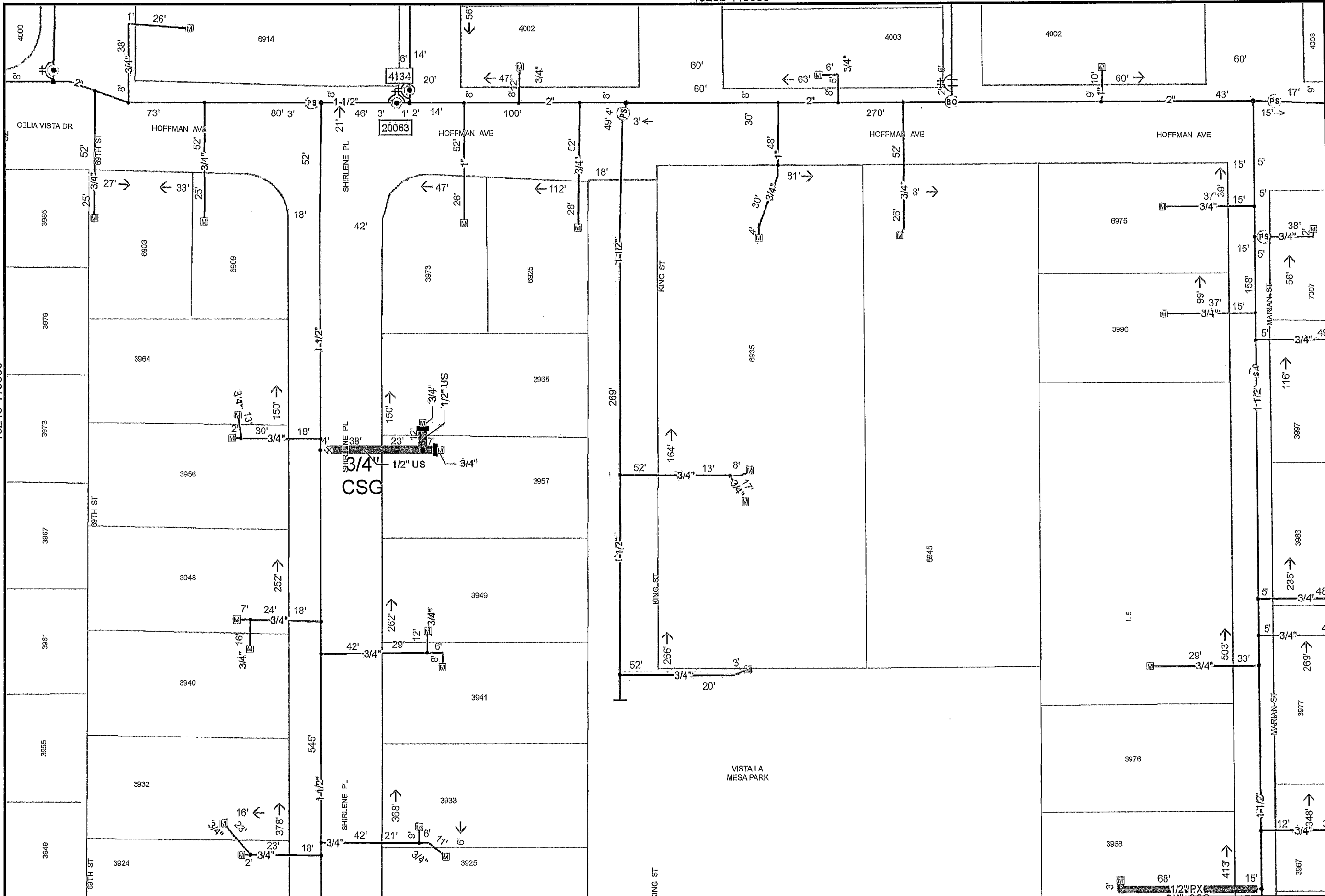
Printed By: CORP/latits

Printed Date: 6/5/2014

SDG&E is providing this map to you as a courtesy. SDG&E does not represent that the information contained herein is accurate. SDG&E disclaims all warranties, express or implied, including the warranty of fitness for particular purpose. You are solely responsible for selecting this map to use and you are solely responsible for any consequences resulting from your use.  
 "Certain technology used under license from AT&T Intellectual Property I, L.P. Copyright ©1998 - 2007 AT&T Intellectual Property I, L.P. All Rights Reserved."



Sempra Energy



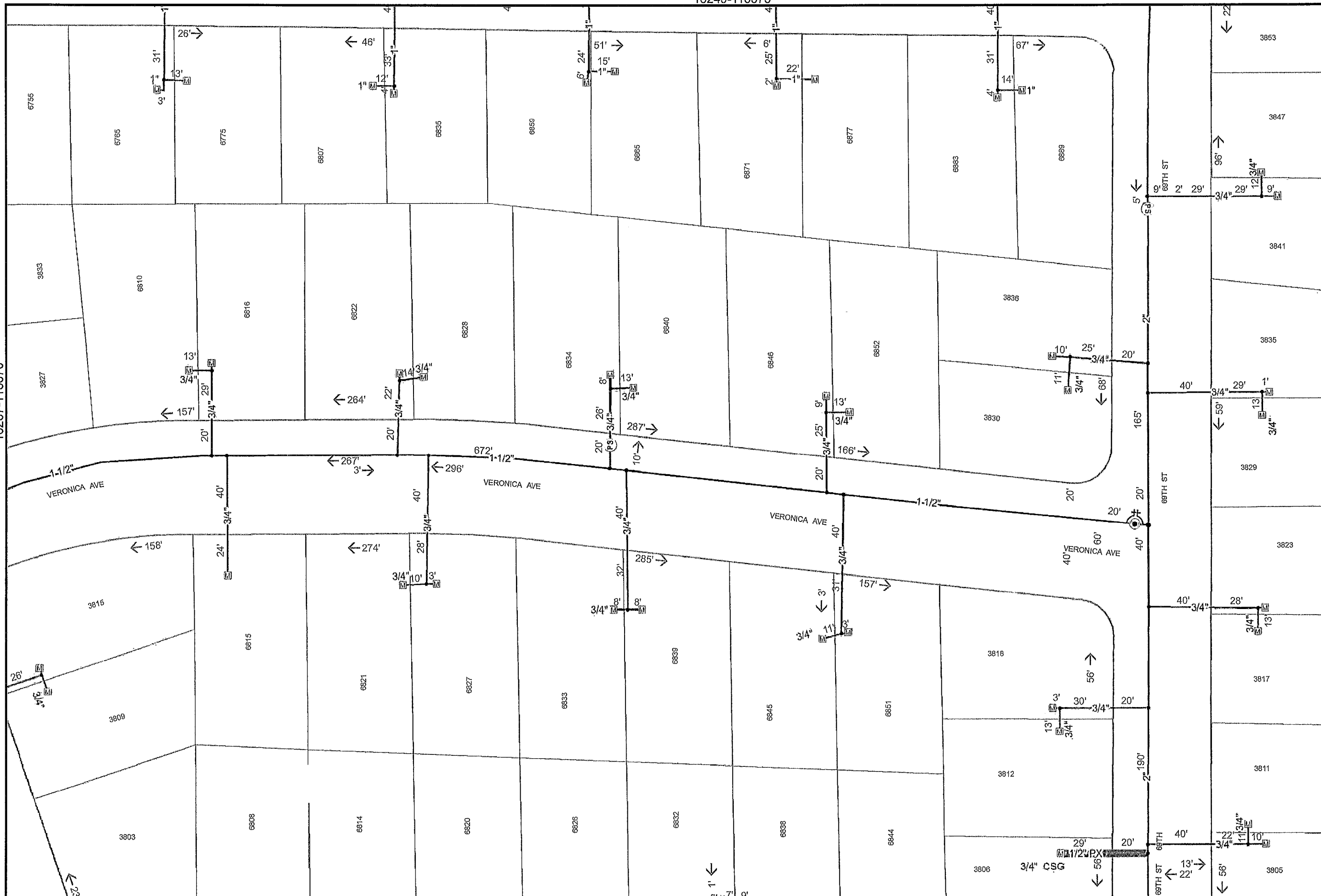
Map Number: 16252-118880
Map Type: Gas Asset Map
Printed By: CORPhantix
Printed Date: 6/5/2014

SDG&E is providing this map to you as a courtesy. SDG&E does not represent that the information contained herein is accurate. SDG&E disclaims all warranties, express or implied, including the warranty of fitness for particular purpose. You are solely responsible for selecting this map to use and you are solely responsible for any consequences resulting from your use.  
 "Certain technology used under license from AT&T Intellectual Property I, L.P. Copyright ©1998 - 2007 AT&T Intellectual Property I, L.P. All Rights Reserved."



16245-118880

16260-118880



50  
Feet

Map Number: 16245-118870

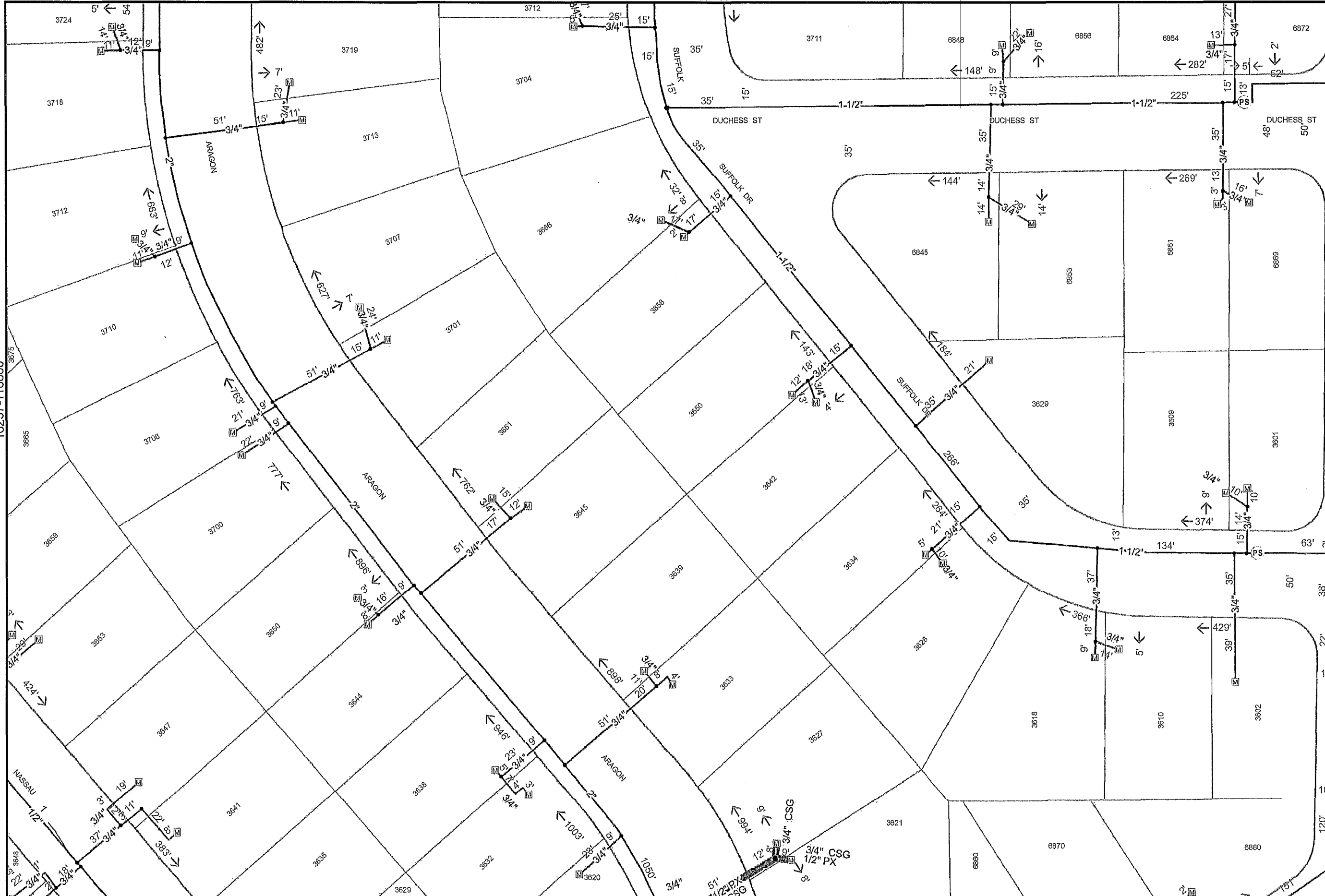
Map Type: Gas Asset Map

Printed By: CORP/ariffs

Printed Date: 6/5/2014

SDG&E is providing this map to you as a courtesy. SDG&E does not represent that the information contained herein is accurate. SDG&E disclaims all warranties, express or implied, including the warranty of fitness for particular purpose. You are solely responsible for selecting this map to use and you are solely responsible for any consequences resulting from your use.  
 "Certain technology used under license from AT&T Intellectual Property I, L.P. Copyright ©1998  
 -- 2007 AT&T Intellectual Property I, L.P. All Rights Reserved."





16237-118860



50

Feet

Map Number: 16245-118860

Map Type: Gas Asset Map

Printed By: CORPparitts

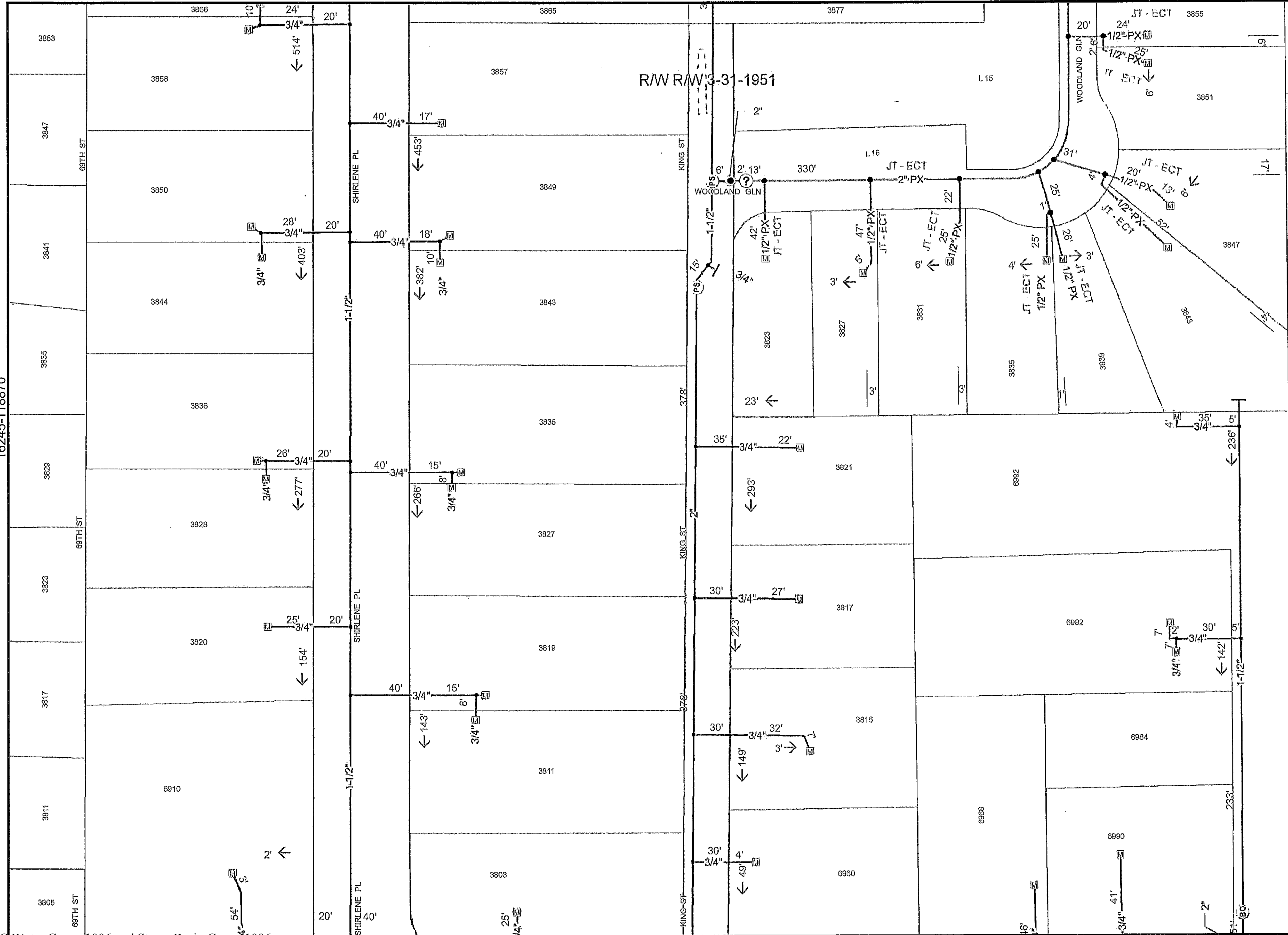
Printed Date: 6/5/2014

SDG&E is providing this map to you as a courtesy. SDG&E does not represent that the information contained herein is accurate. SDG&E disclaims all warranties, express or implied, including the warranty of fitness for particular purpose. You are solely responsible for selecting this map to use and you are solely responsible for any consequences resulting from your use.  
 \*Certain technology used under license from AT&T Intellectual Property I, L.P. Copyright ©1998  
 -- 2007 AT&T Intellectual Property I, L.P. All Rights Reserved.\*



16245-118870

16252-118875

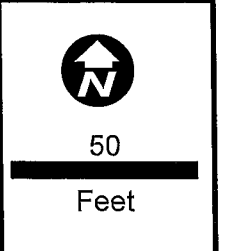


VISTA LA MESA  
ELEMENTARY  
SCHOOL

7004

3/4"

33'



Map Number: 16252-118870

Map Type: Gas Asset Map

Printed By: CORPParitits

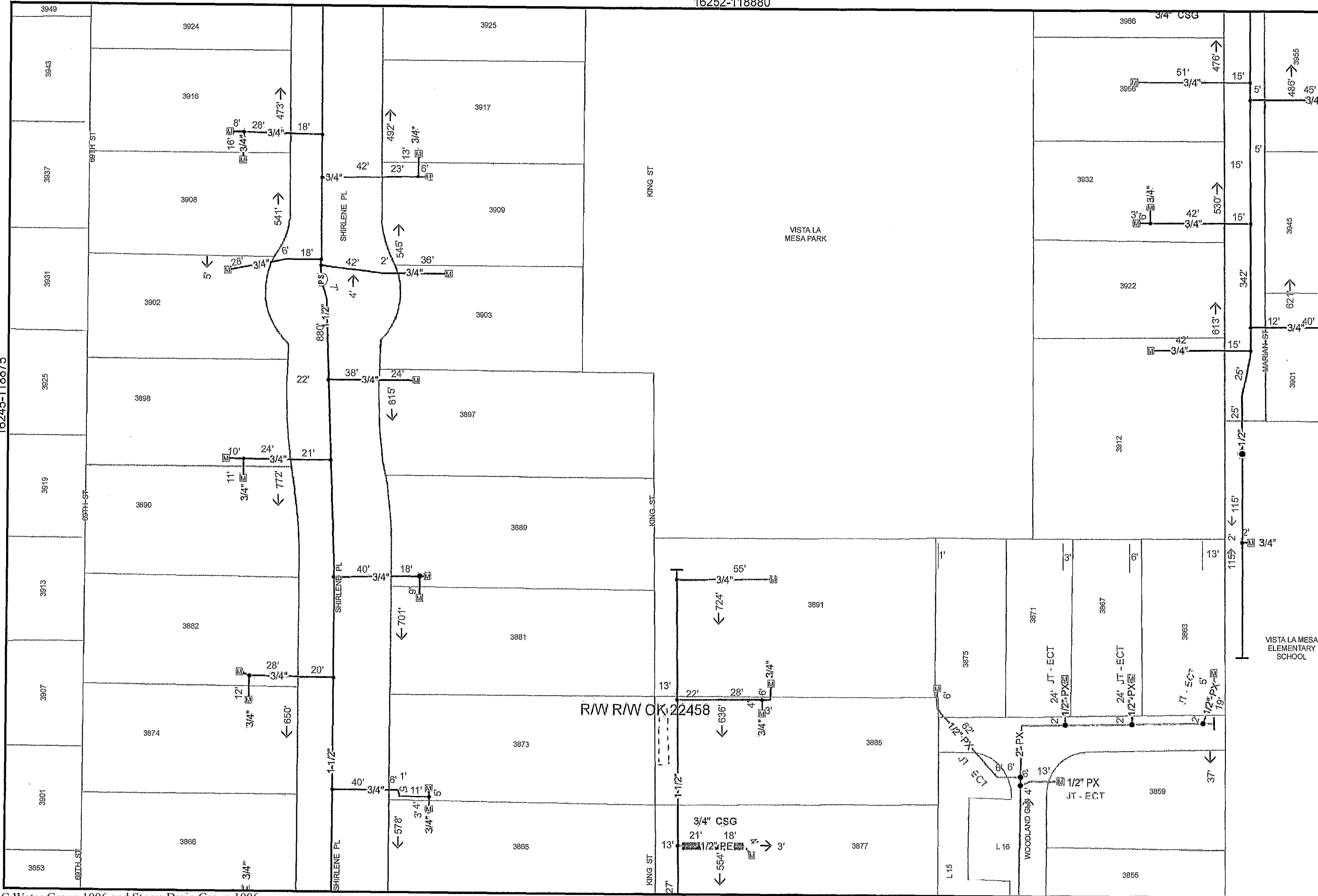
Printed Date: 6/5/2014

SDG&E is providing this map to you as a courtesy. SDG&E does not represent that the information contained herein is accurate. SDG&E disclaims all warranties, express or implied, including the warranty of fitness for particular purpose. You are solely responsible for selecting this map to use and you are solely responsible for any consequences resulting from your use.

"Certain technology used under license from AT&T Intellectual Property I, L.P. Copyright ©1998 - 2007 AT&T Intellectual Property I, L.P. All Rights Reserved."



16252-118865



50

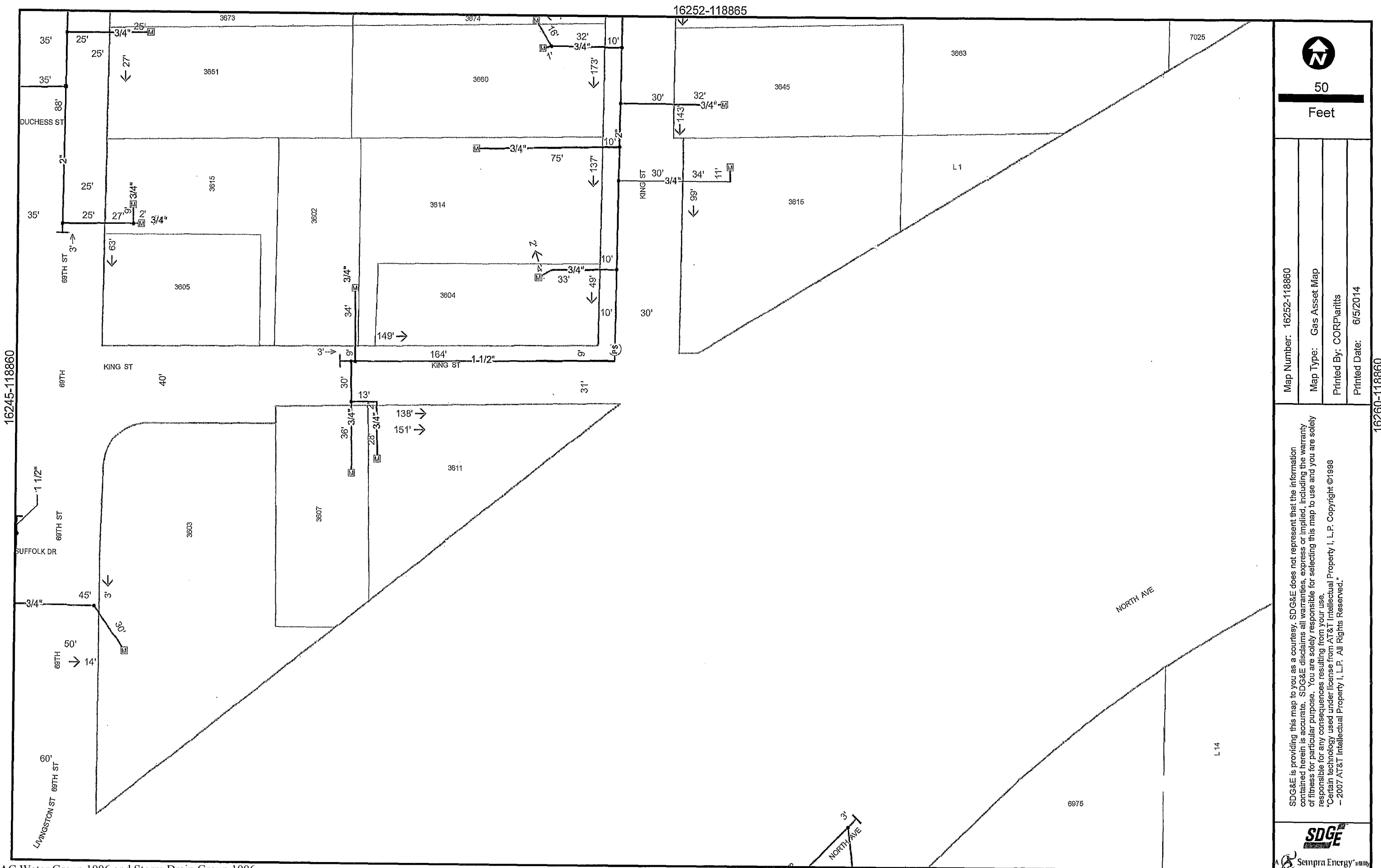
Feet

Map Number: 16252-118875  
 Map Type: Gas Asset Map  
 Printed By: CORP/aritts  
 Printed Date: 6/5/2014

SDG&E is providing this map to you as a courtesy. SDG&E does not represent that the information contained herein is accurate. SDG&E disclaims all warranties, express or implied, including the warranty of fitness for particular purpose. You are solely responsible for selecting this map to use and you are solely responsible for any consequences resulting from your use.  
 \*Certain technology used under license from AT&T Intellectual Property I, L.P. Copyright ©1998  
 - 2007 AT&T Intellectual Property I, L.P. All Rights Reserved.\*



Sempra Energy utility



50

Feet

Map Number: 16252-118860

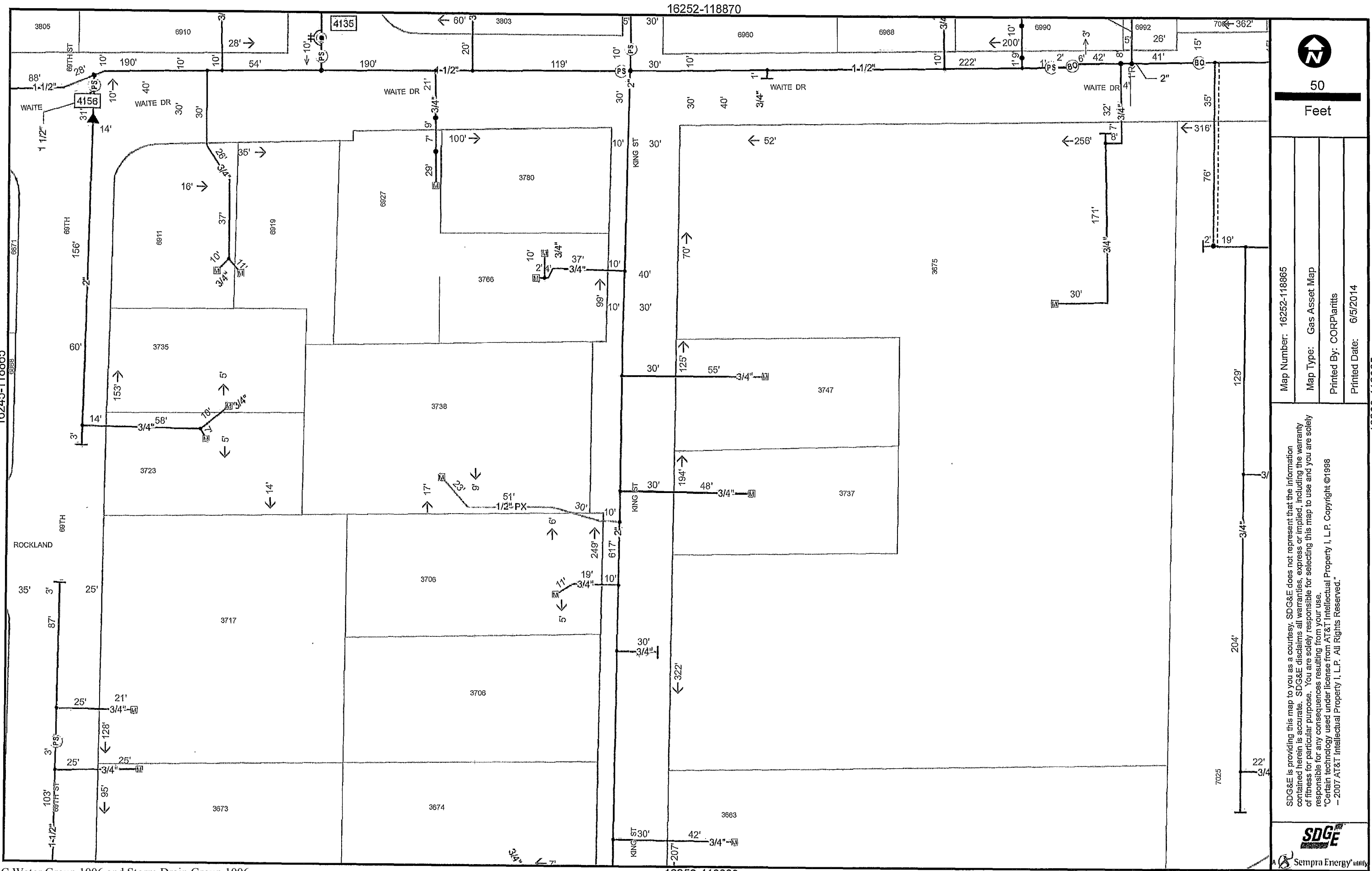
Map Type: Gas Asset Map

Printed By: CORP/airtts

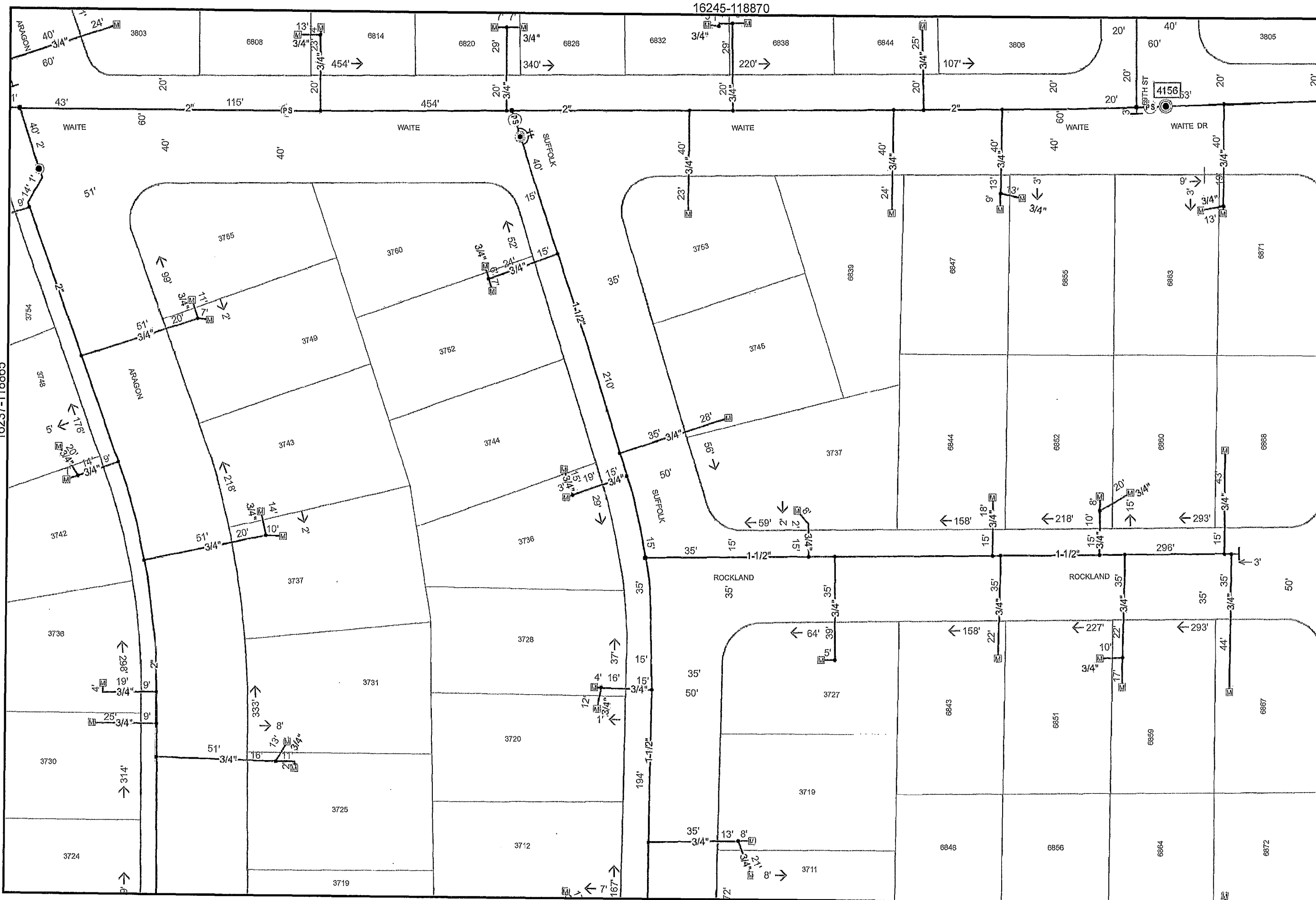
Printed Date: 6/5/2014

SDG&E is providing this map to you as a courtesy. SDG&E does not represent that the information contained herein is accurate. SDG&E disclaims all warranties, express or implied, including the warranty of fitness for particular purpose. You are solely responsible for selecting this map to use and you are solely responsible for any consequences resulting from your use.  
 "Certain technology used under license from AT&T Intellectual Property I, L.P. Copyright ©1998  
 - 2007 AT&T Intellectual Property I, L.P. All Rights Reserved."









16245-118870

16237-118865



50

Feet

Map Number: 16245-118865

Map Type: Gas Asset Map

Printed By: CORParitis

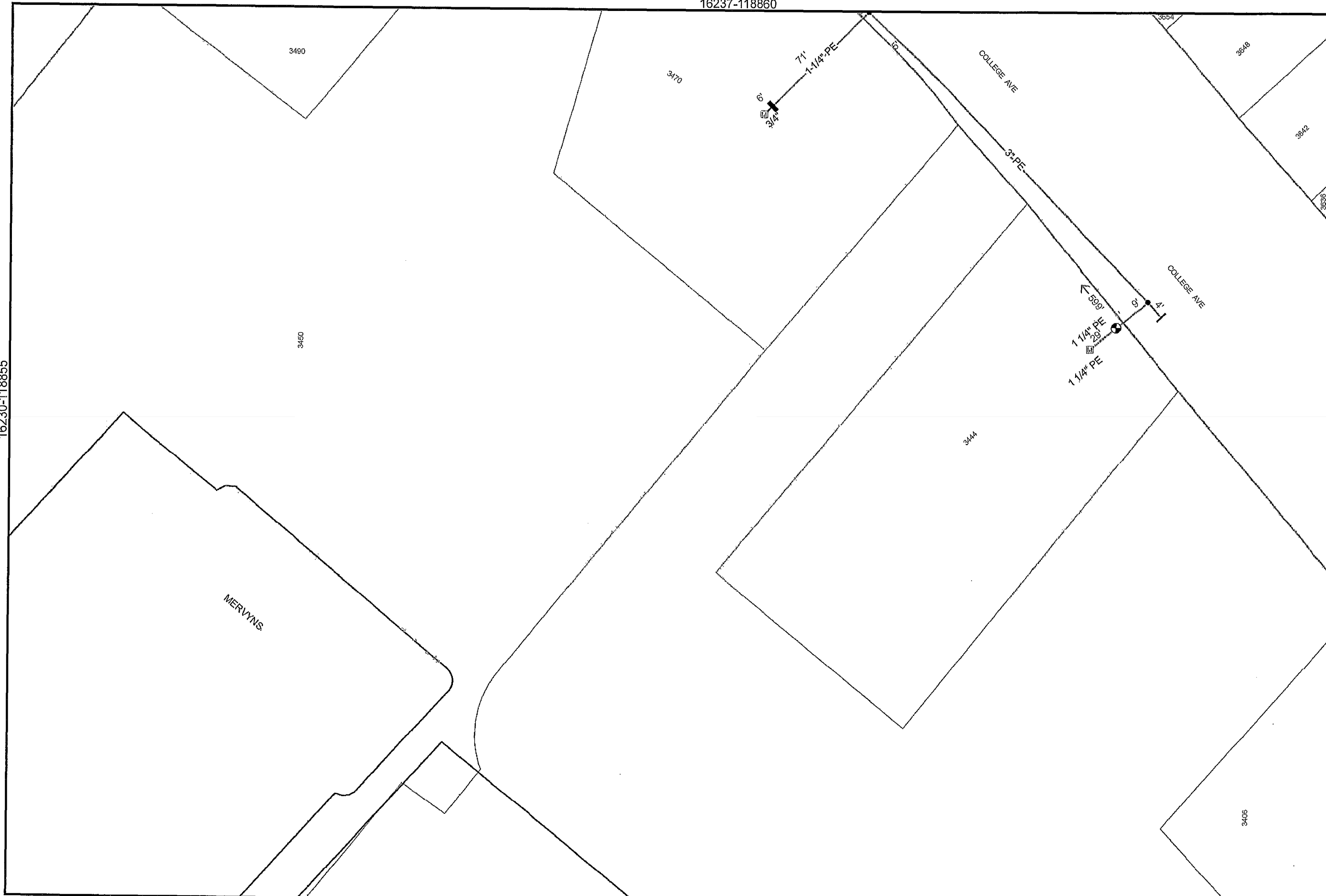
Printed Date: 6/5/2014

16252-118865

SDG&E is providing this map to you as a courtesy. SDG&E does not represent that the information contained herein is accurate. SDG&E disclaims all warranties, express or implied, including the warranty of fitness for particular purpose. You are solely responsible for selecting this map to use and you are solely responsible for any consequences resulting from your use.  
 "Certain technology used under license from AT&T Intellectual Property I, L.P. Copyright ©1998 - 2007 AT&T Intellectual Property I, L.P. All Rights Reserved."



Sempra Energy utility



50

Feet

Map Number: 16237-118855

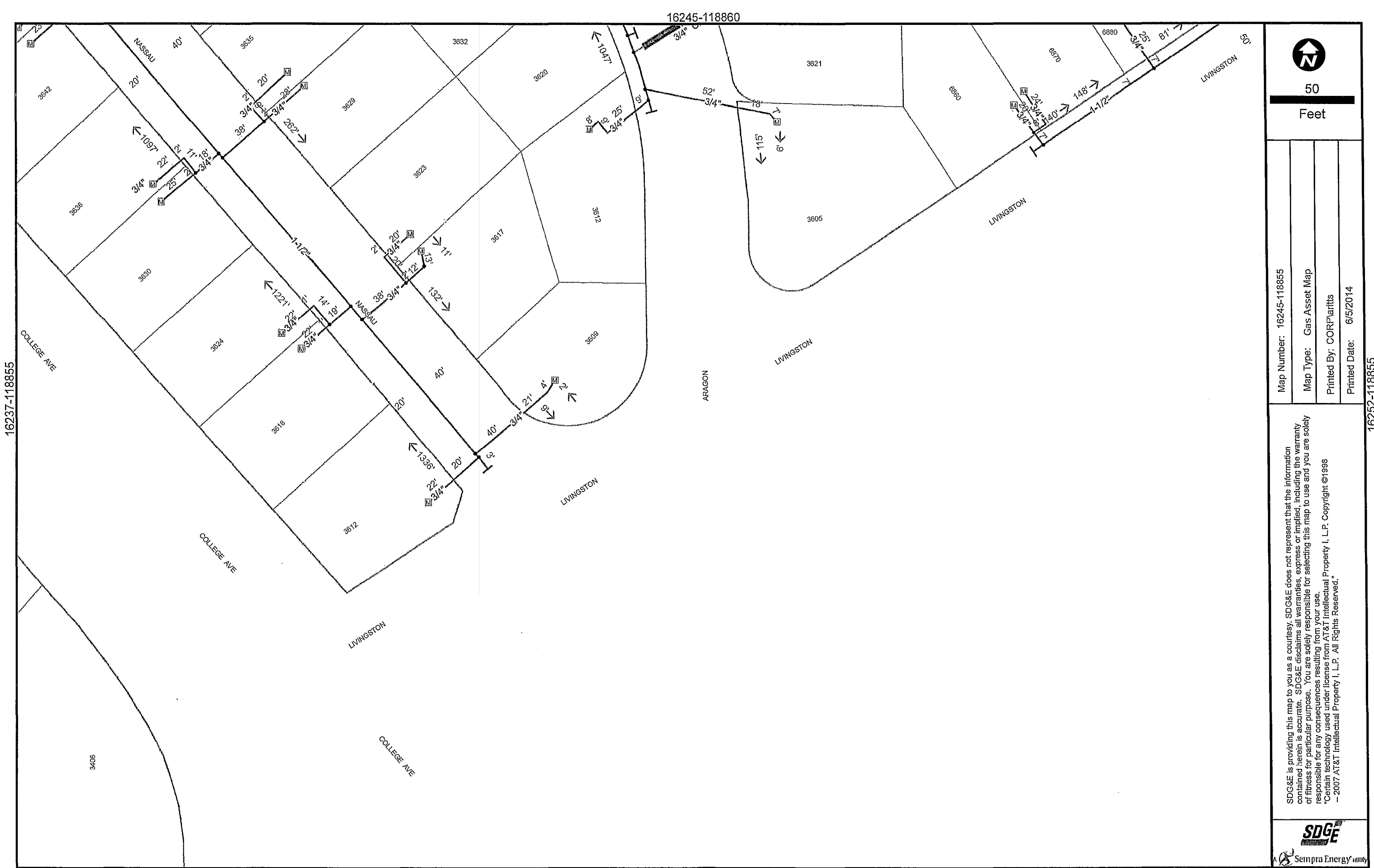
Map Type: Gas Asset Map

Printed By: CORPvaritis

Printed Date: 6/5/2014

SDG&E is providing this map to you as a courtesy. SDG&E does not represent that the information contained herein is accurate. SDG&E disclaims all warranties, express or implied, including the warranty of fitness for particular purpose. You are solely responsible for selecting this map to use and you are solely responsible for any consequences resulting from your use.  
 "Certain technology used under license from AT&T Intellectual Property I, L.P. Copyright ©1998 - 2007 AT&T Intellectual Property I, L.P. All Rights Reserved."





16237-118855

16245-118860



50  
Feet

Map Number: 16245-118855

Map Type: Gas Asset Map

Printed By: CORP\arttis

Printed Date: 6/5/2014

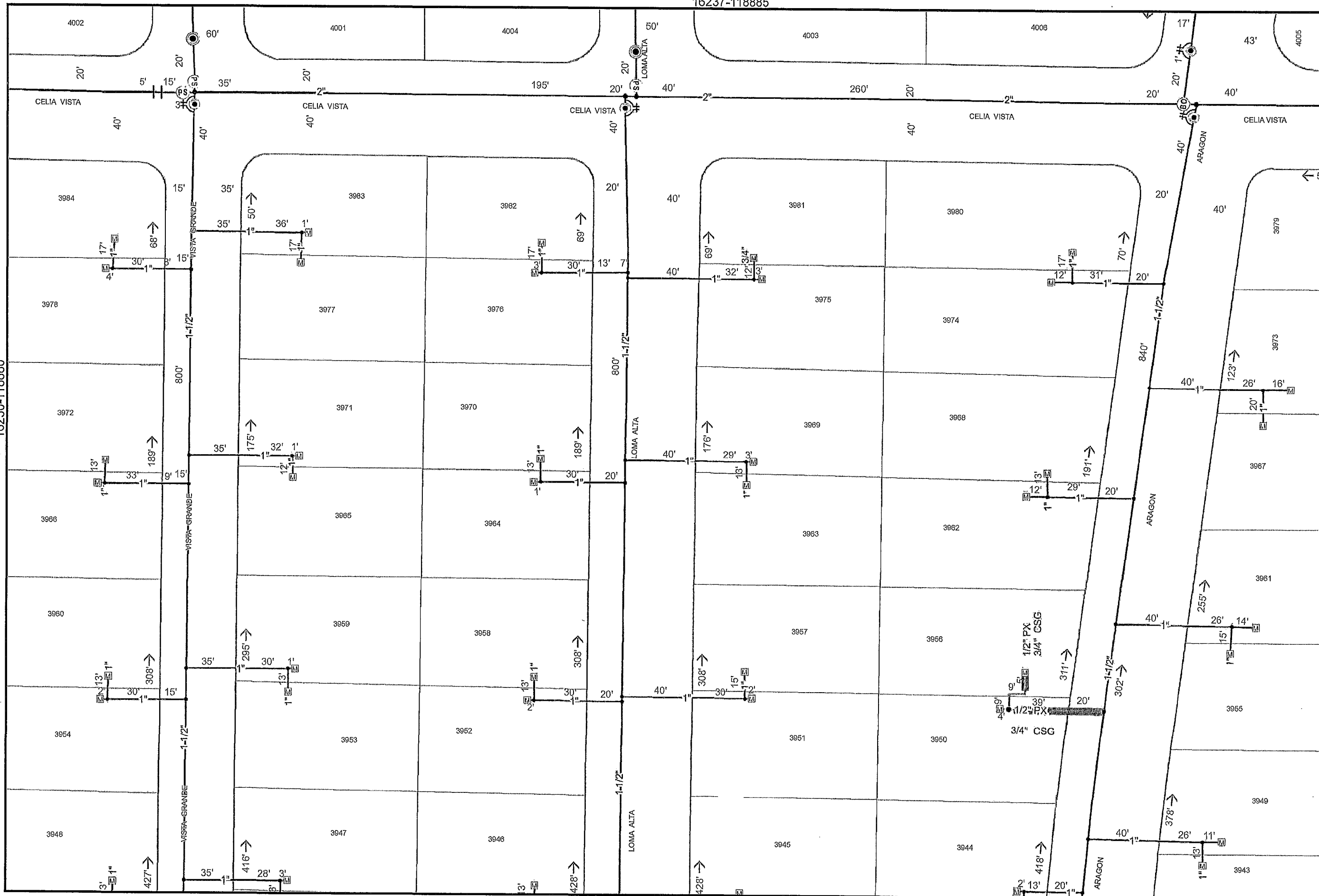
SDG&E is providing this map to you as a courtesy. SDG&E does not represent that the information contained herein is accurate. SDG&E disclaims all warranties, express or implied, including the warranty of fitness for particular purpose. You are solely responsible for selecting this map to use and you are solely responsible for any consequences resulting from your use.  
 "Certain technology used under license from AT&T Intellectual Property I, L.P. Copyright ©1998 - 2007 AT&T Intellectual Property I, L.P. All Rights Reserved."






16237-118885

16230-118880



  
 50  
 Feet

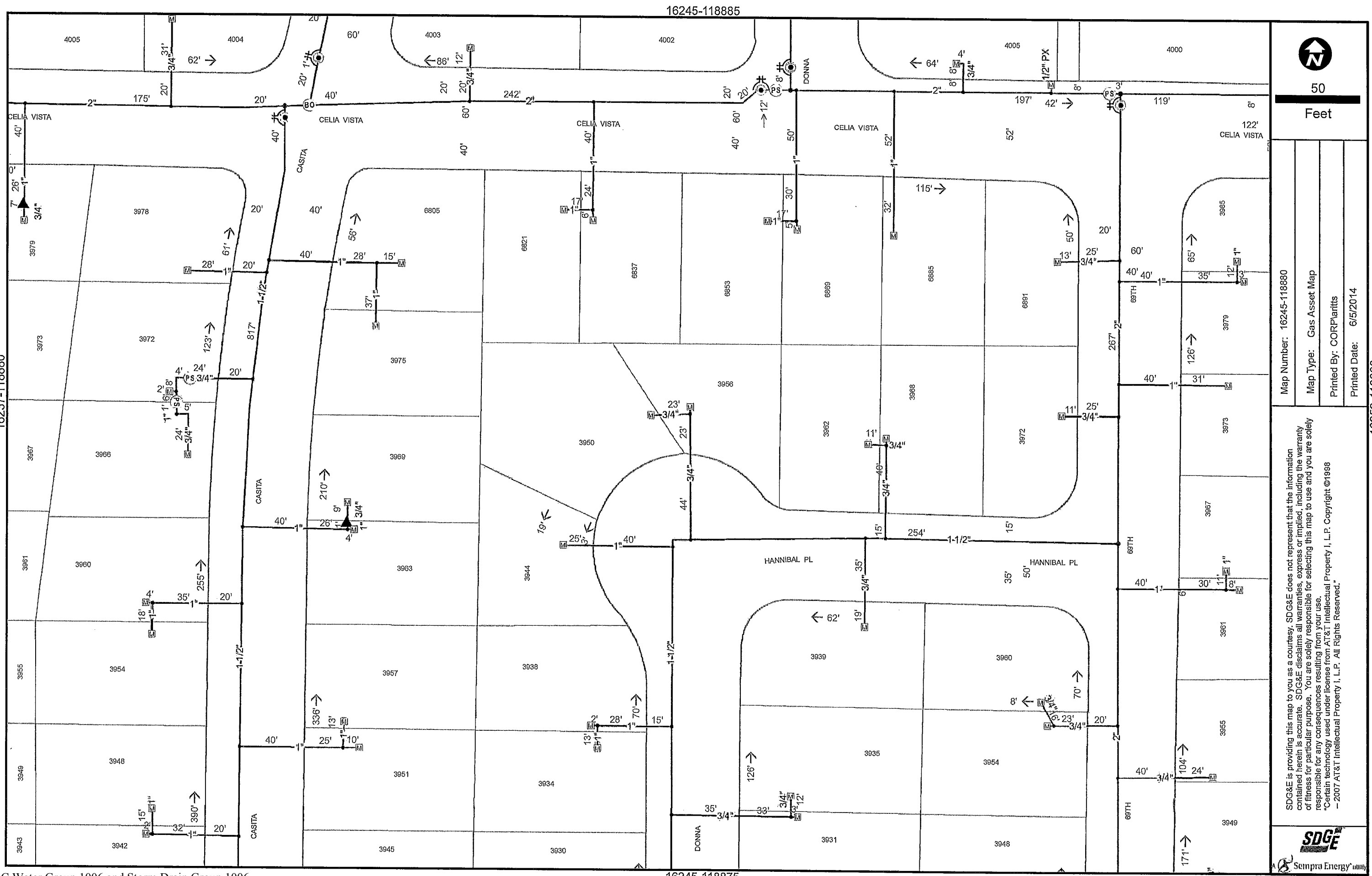
Map Number: 16237-118880
Map Type: Gas Asset Map
Printed By: CORP/Arntis
Printed Date: 6/5/2014

SDG&E is providing this map to you as a courtesy. SDG&E does not represent that the information contained herein is accurate. SDG&E disclaims all warranties, express or implied, including the warranty of fitness for particular purpose. You are solely responsible for selecting this map to use and you are solely responsible for any consequences resulting from your use.  
 "Certain technology used under license from AT&T Intellectual Property I, L.P. Copyright ©1998 - 2007 AT&T Intellectual Property I, L.P. All Rights Reserved."



16245-118880

16237-118875



16245-118885

16237-118880

16245-118875



50

Feet

Map Number: 16245-118880

Map Type: Gas Asset Map

Printed By: CORParitits

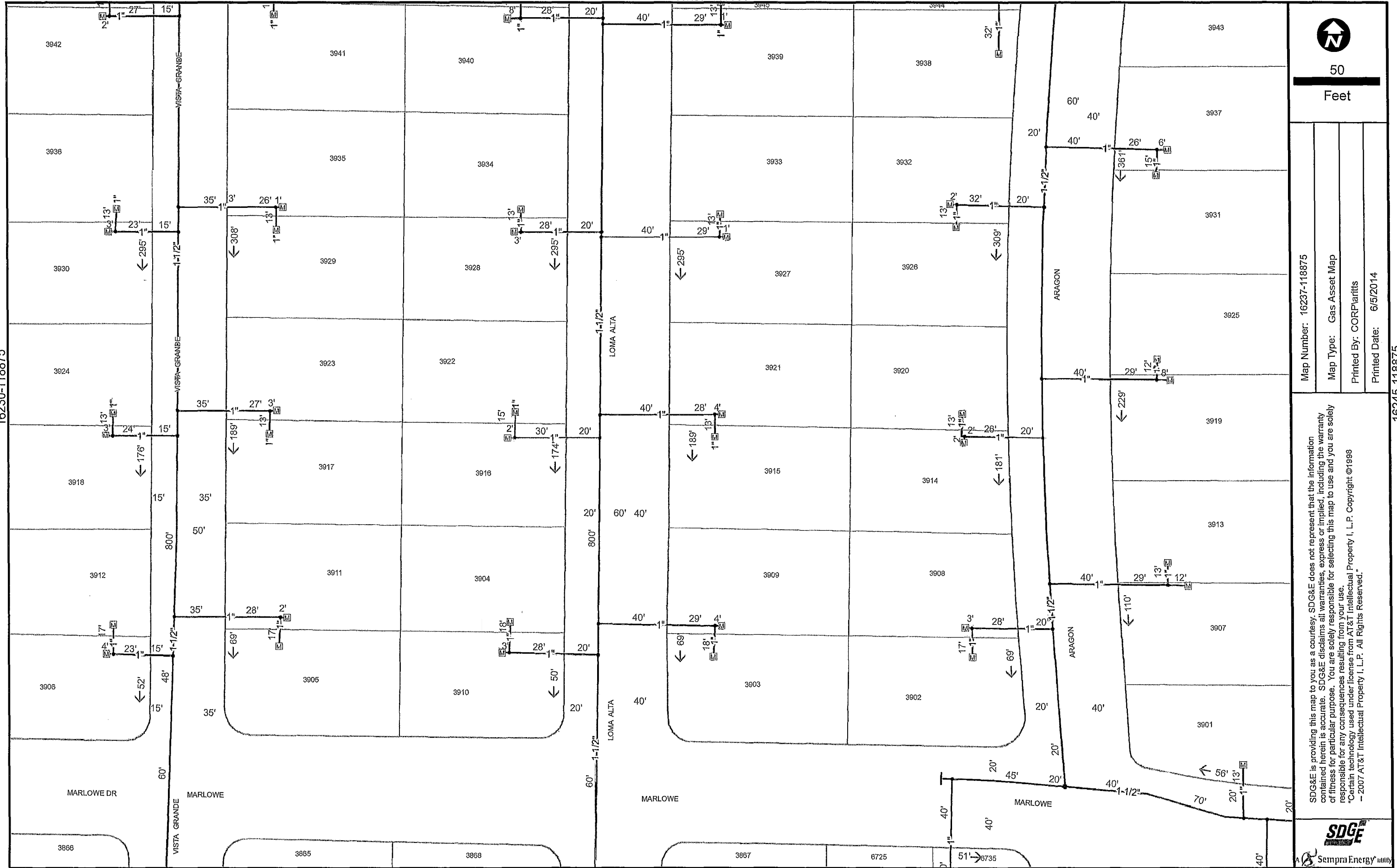
Printed Date: 6/5/2014

SDG&E is providing this map to you as a courtesy. SDG&E does not represent that the information contained herein is accurate. SDG&E disclaims all warranties, express or implied, including the warranty of fitness for particular purpose. You are solely responsible for selecting this map to use and you are solely responsible for any consequences resulting from your use.  
 "Certain technology used under license from AT&T Intellectual Property I, L.P. Copyright ©1998  
 - 2007 AT&T Intellectual Property I, L.P. All Rights Reserved."



16237-118880

16230-118875



50  
Feet

Map Number: 16237-118875

Map Type: Gas Asset Map

Printed By: CORP\lariffs

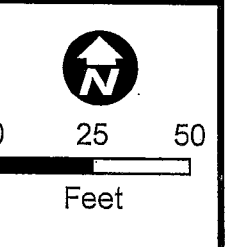
Printed Date: 6/5/2014

16245-118875

SDG&E is providing this map to you as a courtesy. SDG&E does not represent that the information contained herein is accurate. SDG&E disclaims all warranties, express or implied, including the warranty of fitness for particular purpose. You are solely responsible for selecting this map to use and you are solely responsible for any consequences resulting from your use.  
\*Certain technology used under license from AT&T Intellectual Property I, L.P. Copyright ©1998  
© 2007 AT&T Intellectual Property I, L.P. All Rights Reserved.



Sempra Energy

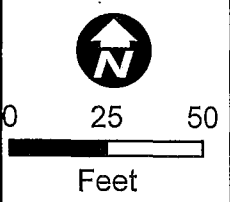


Map Number: 16237-118860  
 Map Type: Conductor Path Map  
 Printed By: CORP\MMarque  
 Printed Date: 6/6/2014

CONFIDENTIAL - PROPERTY OF SDG&E. FOR INTERNAL USE ONLY. UNAUTHORIZED DISSEMINATION PROHIBITED. THIS DOCUMENT SHALL BE TREATED AS CONFIDENTIAL PURSUANT TO Public Utilities Code Section 588, General Order 66-C, any applicable non-disclosure agreement, and/or the North American Electric Reliability Corporation's Rules of Procedure, Section 1500 et seq, and any other applicable federal and state laws and regulations. THIS MAP IS NOT SURVEY GRADE, and SDG&E makes no representations or warranties, expressed or implied, as to its accuracy, correctness, defensibility, completeness or any other standard or measure of quality or adequacy, or as to its fitness for use or intended use for any particular purpose. SDG&E disclaims all liability for your selection or use of this map or any consequences therefrom. "Certain technology used under license from AT&T Intellectual Property 1, L.P. Copyright ©1998 - 2007. AT&T Intellectual Property 1, L.P. All Rights Reserved.





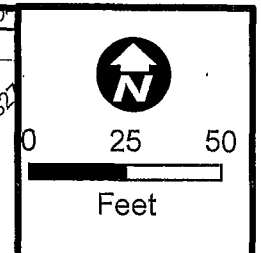


Map Number: 16237-118865
Map Type: Conductor Path Map
Printed By: CORP/LMMarque
Printed Date: 6/6/2014

CONFIDENTIAL - PROPERTY OF SDG&E. FOR INTERNAL USE ONLY. UNAUTHORIZED DISSEMINATION PROHIBITED. THIS DOCUMENT SHALL BE TREATED AS CONFIDENTIAL PURSUANT TO Public Utilities Code Section 583, General Order 66-C, any applicable non-disclosure agreement, and/or the North American Electric Reliability Corporation's Rules of Procedure, Section 1500 et seq. and any other applicable federal and state laws and regulations. THIS MAP IS NOT SURVEY GRADE, and SDG&E makes no representations or warranties, expressed or implied, as to its accuracy, correctness, defensibility, completeness or any other standard or measure of quality or adequacy, or as to its fitness for use or intended use for any particular purpose. SDG&E disclaims all liability for your selection or use of this map or any consequences therefrom. \*Certain technology used under license from AT&T Intellectual Property I, L.P. Copyright ©1999 - 2007 AT&T Intellectual Property I, L.P. All Rights Reserved.



10230-110070

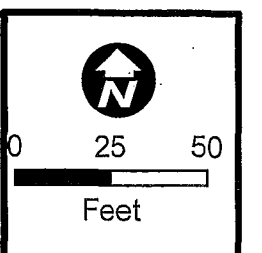


Map Number: 16237-118870  
 Map Type: Conductor Path Map  
 Printed By: CORP/MLM/Markue  
 Printed Date: 6/6/2014

CONFIDENTIAL - PROPERTY OF SDG&E. FOR INTERNAL USE ONLY, UNAUTHORIZED DISSEMINATION PROHIBITED. THIS DOCUMENT SHALL BE TREATED AS CONFIDENTIAL PURSUANT TO Public Utilities Code Section 583, General Order 66-C, any applicable non-disclosure agreement, and/or the North American Electric Reliability Corporation's Rules of Procedure, Section 1500 et seq. and any other applicable federal and state laws and regulations. THIS MAP IS NOT A SURVEY, GRAB, and SDG&E makes no representations or warranties, expressed or implied, as to its accuracy, correctness, defensibility, completeness or any other standard or measure of quality or adequacy, or as to its fitness for use or intended use for any particular purpose. SDG&E disclaims all liability for your selection or use of this map or any consequences therefrom. © Certain technology used under license from AT&T Intellectual Property I, L.P. Copyright ©1998 - 2007 AT&T Intellectual Property I, L.P. All Rights Reserved.

16245-118870

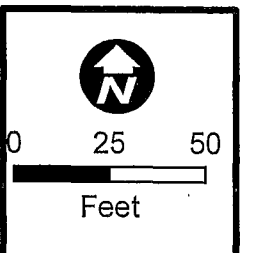
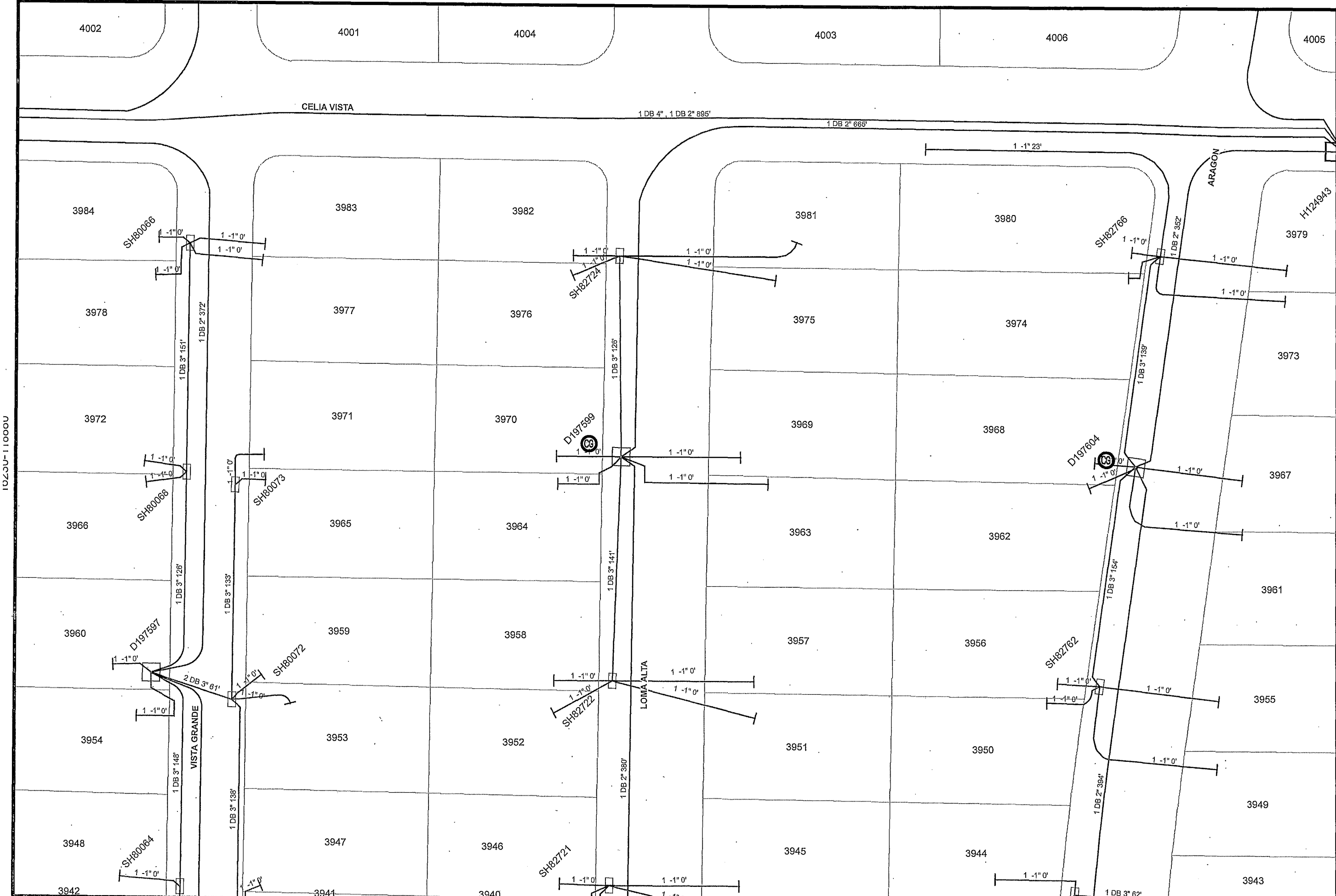




Map Number: 16237-118875  
 Map Type: Conductor Path Map  
 Printed By: CORPLMMarque  
 Printed Date: 6/6/2014

CONFIDENTIAL - PROPERTY OF SDG&E. FOR INTERNAL USE ONLY; UNAUTHORIZED DISSEMINATION PROHIBITED. THIS DOCUMENT SHALL BE TREATED AS CONFIDENTIAL PURSUANT TO Public Utilities Code Section 583, General Order 66-C, any applicable non-disclosure agreement, and/or the North American Electric Reliability Corporation's Rules of Procedure, Section 1500 et seq. and any other applicable federal and state laws and regulations. THIS MAP IS NOT SURVEY GRADE, and SDG&E makes no representations or warranties, expressed or implied, as to its accuracy, correctness, defensibility, completeness or any other standard or measure of quality or adequacy, or as to its fitness for use or intended use for any particular purpose. SDG&E disclaims all liability for your selection or use of this map or any consequences therefrom. "Certain technology used under license from AT&T Intellectual Property I, L.P. Copyright ©1998 - 2007 AT&T Intellectual Property I, L.P. All Rights Reserved.



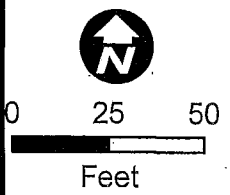
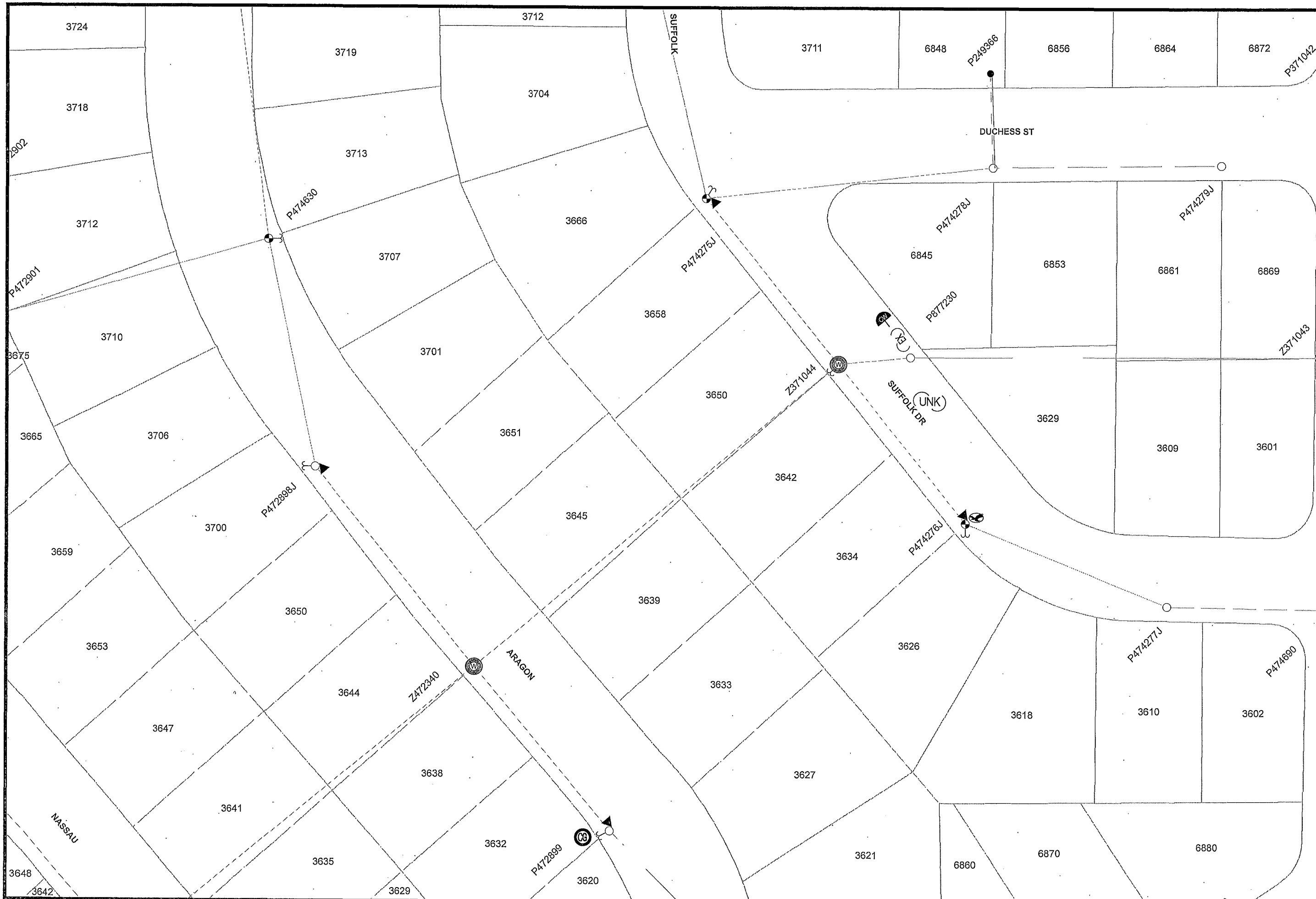


Map Number: 16237-118880  
 Map Type: **Conductor Path Map**  
 Printed By: CORPLMMarque  
 Printed Date: 6/6/2014

CONFIDENTIAL - PROPERTY OF SDG&E. FOR INTERNAL USE ONLY. UNAUTHORIZED DISSEMINATION PROHIBITED. THIS DOCUMENT SHALL BE TREATED AS CONFIDENTIAL PURSUANT TO Public Utilities Code Section 583, General Order 66-C, any applicable non-disclosure agreement, and/or the North American Electric Reliability Corporation's Rules of Procedure, Section 1500 et seq, and any other applicable federal and state laws and regulations. THIS MAP IS NOT A SURVEY GRAB, and SDG&E makes no representations or warranties, expressed or implied, as to its accuracy, correctness, defensibility, completeness or any other standard or measure of quality or adequacy, or as to its fitness for use or intended use for any particular purpose. SDG&E disclaims all liability for your selection or use of this map or any consequences therefrom. ©2007 AT&T Intellectual Property, L.P. All Rights Reserved.

**SDG&E**  
 Serrpra Energy Utility

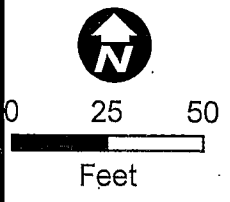
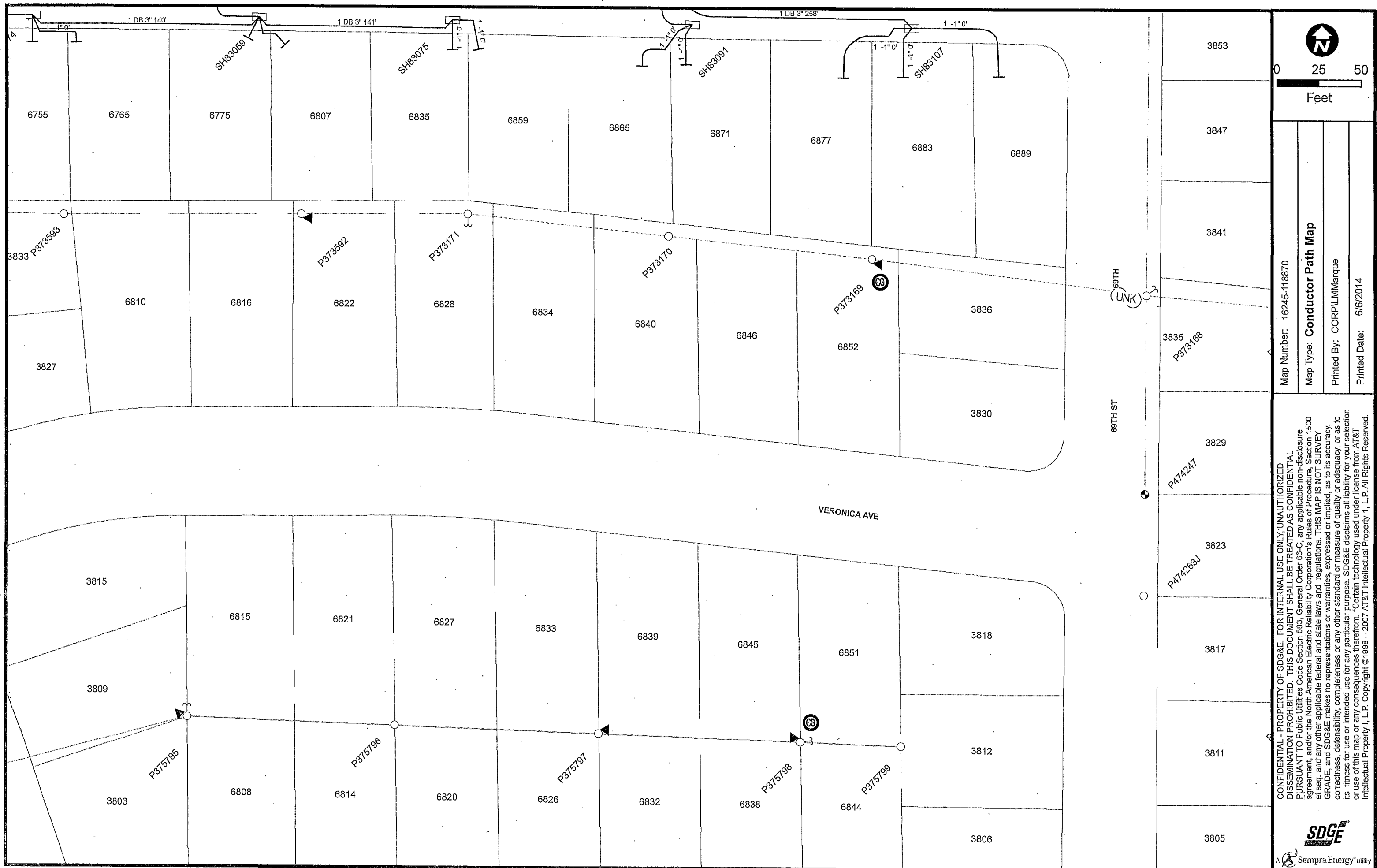
10Z30-110000



Map Number: 16245-118860  
 Map Type: **Conductor Path Map**  
 Printed By: CORPLMMarque  
 Printed Date: 6/6/2014

CONFIDENTIAL - PROPERTY OF SDG&E. FOR INTERNAL USE ONLY. UNAUTHORIZED DISSEMINATION PROHIBITED. THIS DOCUMENT SHALL BE TREATED AS CONFIDENTIAL PURSUANT TO Public Utilities Code Section 583, General Order 66-C, any applicable non-disclosure agreement, and/or the North American Electric Reliability Corporation's Rules of Procedure, Section 1500 et seq, and any other applicable federal and state laws and regulations. THIS MAP IS NOT A SURVEY, GRADIE, and SDG&E makes no representations or warranties, expressed or implied, as to its accuracy, correctness, defensibility, completeness or any other standard or measure of quality or adequacy, or as to its fitness for use or intended use for any particular purpose. SDG&E disclaims all liability for your selection or use of this map or any consequences therefrom. "Certain technology used under license from AT&T Intellectual Property I, L.P. Copyright ©1998 - 2007 AT&T Intellectual Property I, L.P. All Rights Reserved.



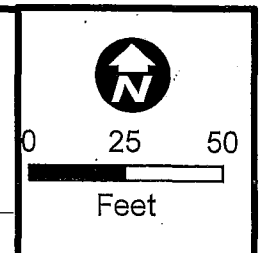


Map Number: 16245-118870  
 Map Type: Conductor Path Map  
 Printed By: CORPLMMarque  
 Printed Date: 6/6/2014

CONFIDENTIAL - PROPERTY OF SDG&E. FOR INTERNAL USE ONLY. UNAUTHORIZED DISSEMINATION PROHIBITED. THIS DOCUMENT SHALL BE TREATED AS CONFIDENTIAL PURSUANT TO Public Utilities Code Section 583, General Order 66-C, any applicable non-disclosure agreement, and/or the North American Electric Reliability Corporation's Rules of Procedure, Section 1500 et seq, and any other applicable federal and state laws and regulations. THIS MAP IS NOT SURVEY GRADE, and SDG&E makes no representations or warranties, expressed or implied, as to its accuracy, correctness, defensibility, completeness or any other standard or measure of quality or adequacy, or as to its fitness for use or intended use for any particular purpose. SDG&E disclaims all liability for your selection or use of this map or any consequences therefrom. © Certain technology used under license from AT&T Intellectual Property 1, L.P. Copyright © 1998 - 2007 AT & T Intellectual Property 1, L.P. All Rights Reserved.





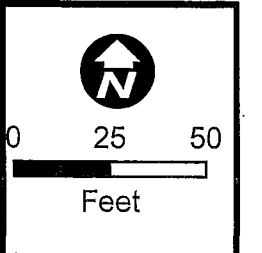


Map Number: 16252-118870  
 Map Type: **Conductor Path Map**  
 Printed By: CORPALMarque  
 Printed Date: 6/6/2014

CONFIDENTIAL - PROPERTY OF SDG&E. FOR INTERNAL USE ONLY, UNAUTHORIZED DISSEMINATION PROHIBITED. THIS DOCUMENT SHALL BE TREATED AS CONFIDENTIAL PURSUANT TO Public Utilities Code Section 583, General Order 66-C, any applicable non-disclosure agreement, and/or the North American Electric Reliability Corporation's Rules of Procedure, Section 1500 et seq. and any other applicable federal and state laws and regulations. THIS MAP IS NOT A SURVEY GRAB, and SDG&E makes no representations or warranties, expressed or implied, as to its accuracy, correctness, defensibility, completeness or any other standard or measure of quality or adequacy, or as to its fitness for use or intended use for any particular purpose. SDG&E disclaims all liability for your selection or use of this map or any consequences therefrom. Certain technology used under license from AT&T Intellectual Property 1, L.P. Copyright ©1998 - 2007 AT&T Intellectual Property 1, L.P. All Rights Reserved.







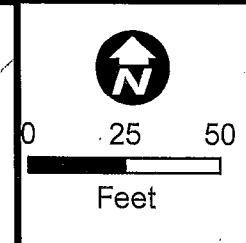
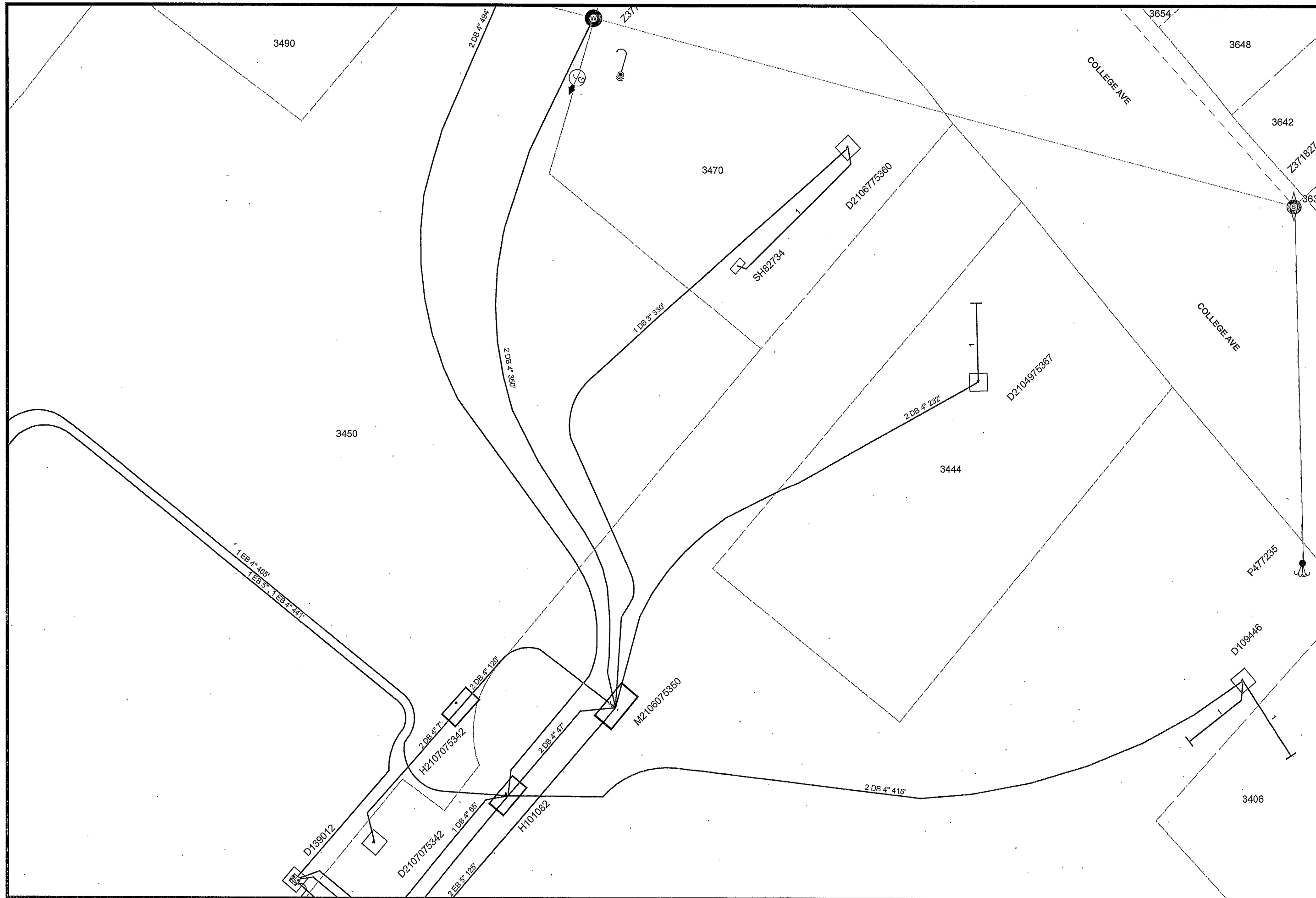
Map Number: 16252-118875  
 Map Type: **Conductor Path Map**  
 Printed By: CORP/LM/Markue  
 Printed Date: 6/6/2014

CONFIDENTIAL - PROPERTY OF SDG&E. FOR INTERNAL USE ONLY, UNAUTHORIZED DISSEMINATION PROHIBITED. THIS DOCUMENT SHALL BE TREATED AS CONFIDENTIAL PURSUANT TO Public Utilities Code Section 583, General Order 96-C, any applicable non-disclosure agreement, and/or the North American Electric Reliability Corporation's Rules of Procedure, Section 1500 et seq. and any other applicable federal and state laws and regulations. THIS MAP IS NOT SURVEY GRADE, and SDG&E makes no representations or warranties, expressed or implied, as to its accuracy, correctness, defensibility, completeness or any other standard or measure of quality or adequacy, or as to its fitness for use or intended use for any particular purpose. SDG&E disclaims all liability for your selection or use of this map or any consequences therefrom. "Certain technology used under license from AT&T Intellectual Property 1, L.P. Copyright ©1998 - 2007 AT&T Intellectual Property 1, L.P. All Rights Reserved.



10240-118870

16260-118875



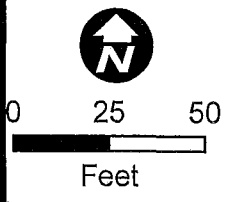
Map Number: 16237-118855  
 Map Type: **Conductor Path Map**  
 Printed By: CORP/LMMarque  
 Printed Date: 6/6/2014

CONFIDENTIAL - PROPERTY OF SDG&E. FOR INTERNAL USE ONLY, UNAUTHORIZED DISSEMINATION PROHIBITED. THIS DOCUMENT SHALL BE TREATED AS CONFIDENTIAL PURSUANT TO Public Utilities Code Section 583, General Order 66-C, any applicable non-disclosure agreement, and/or the North American Electric Reliability Corporation's Rules of Procedure, Section 1500 et seq. and any other applicable federal and state laws and regulations. THIS MAP IS NOT A SURVEY, GRADE, and SDG&E makes no representations or warranties, expressed or implied, as to its accuracy, correctness, defensibility, completeness or any other standard or measure of quality or adequacy, or as to its fitness for use or intended use for any particular purpose. SDG&E disclaims all liability for your selection or use of this map or any consequences therefrom. © Certain technology used under license from AT&T Intellectual Property 1, L.P. Copyright ©1998 - 2007 AT&T Intellectual Property 1, L.P. All Rights Reserved.





10237-110033

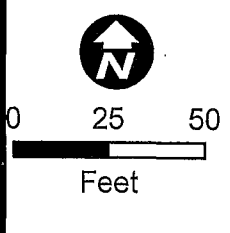


Map Number: 16245-118855  
 Map Type: **Conductor Path Map**  
 Printed By: CORP/LMMarque  
 Printed Date: 6/6/2014

CONFIDENTIAL - PROPERTY OF SDG&E. FOR INTERNAL USE ONLY, UNAUTHORIZED DISSEMINATION PROHIBITED. THIS DOCUMENT SHALL BE TREATED AS CONFIDENTIAL PURSUANT TO Public Utilities Code Section 583, General Order 66-C, any applicable non-disclosure agreement, and/or the North American Electric Reliability Corporation's Rules of Procedure, Section 1500 et seq, and any other applicable federal and state laws and regulations. THIS MAP IS NOT SURVEY GRADE, and SDG&E makes no representations or warranties, expressed or implied, as to its accuracy, correctness, defensibility, completeness or any other standard or measure of quality or adequacy, or as to its fitness for use or intended use for any particular purpose. SDG&E disclaims all liability for your selection or use of this map or any consequences therefrom. © Certain technology used under license from AT&T Intellectual Property I, L.P. Copyright ©1998 - 2007 AT&T Intellectual Property I, L.P. All Rights Reserved.



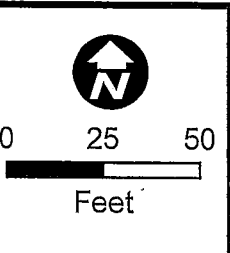
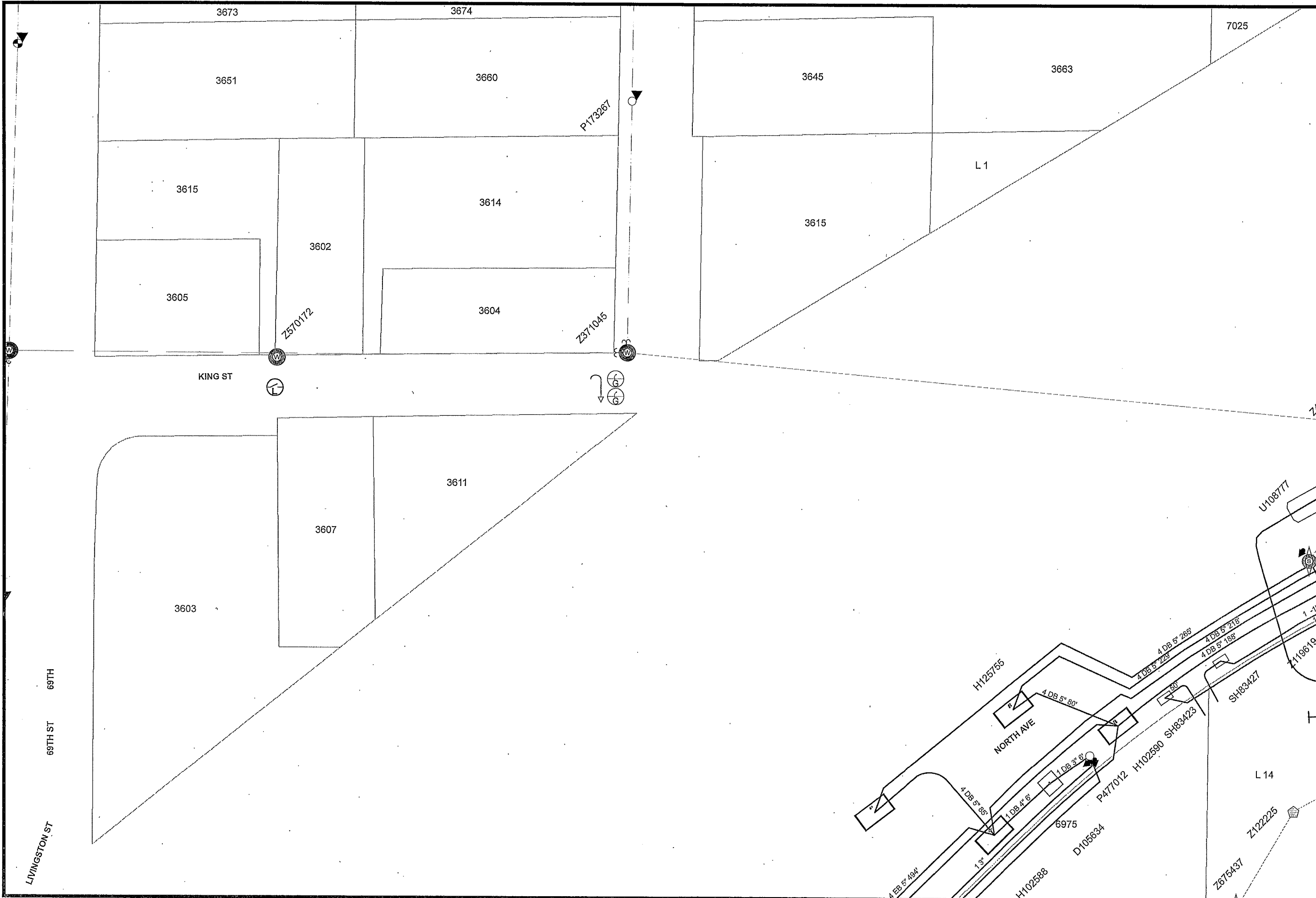
16252-118855



Map Number: 16245-118865  
 Map Type: **Conductor Path Map**  
 Printed By: CORP/LMMarque  
 Printed Date: 6/6/2014

CONFIDENTIAL - PROPERTY OF SDG&E - FOR INTERNAL USE ONLY UNAUTHORIZED DISSEMINATION PROHIBITED. THIS DOCUMENT SHALL BE TREATED AS CONFIDENTIAL PURSUANT TO Public Utilities Code Section 583, General Order 66-C, any applicable non-disclosure agreement, and/or the North American Electric Reliability Corporation's Rules of Procedure, Section 1500 et seq. and any other applicable federal and state laws and regulations. THIS MAP IS NOT SURVEY GRADE, and SDG&E makes no representations or warranties, expressed or implied, as to its accuracy, correctness, defensibility, completeness or any other standard or measure of quality or adequacy, or as to its fitness for use or intended use for any particular purpose. SDG&E disclaims all liability for your selection or use of this map or any consequences therefrom. "Certain technology used under license from AT&T Intellectual Property I, L.P. Copyright ©1998 - 2007 AT&T Intellectual Property I, L.P. All Rights Reserved.



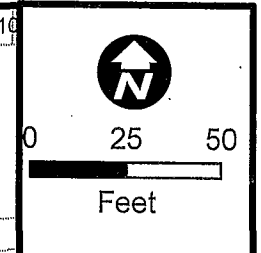


Map Number: 16252-118860  
 Map Type: Conductor Path Map  
 Printed By: CORP\LMMarque  
 Printed Date: 6/6/2014

CONFIDENTIAL - PROPERTY OF SDG&E. FOR INTERNAL USE ONLY. UNAUTHORIZED DISSEMINATION PROHIBITED. THIS DOCUMENT SHALL BE TREATED AS CONFIDENTIAL PURSUANT TO Public Utilities Code Section 583, General Order 66-C, any applicable non-disclosure agreement, and/or the North American Electric Reliability Corporation's Rules of Procedure, Section 1500 et seq. and any other applicable federal and state laws and regulations. THIS MAP IS NOT A SURVEY. GRADE, and SDG&E makes no representations or warranties, expressed or implied, as to its accuracy, correctness, defensibility, completeness or any other standard or measure of quality or adequacy, or as to its fitness for use or intended use for any particular purpose. SDG&E disclaims all liability for your selection or use of this map or any consequences therefrom. "Certain technology used under license from AT&T Intellectual Property 1, L.P. Copyright ©1998 - 2007 AT&T Intellectual Property 1, L.P. All Rights Reserved.



16252-118865



Map Number: 16252-118865  
 Map Type: **Conductor Path Map**  
 Printed By: CORP/LMMarque  
 Printed Date: 6/6/2014

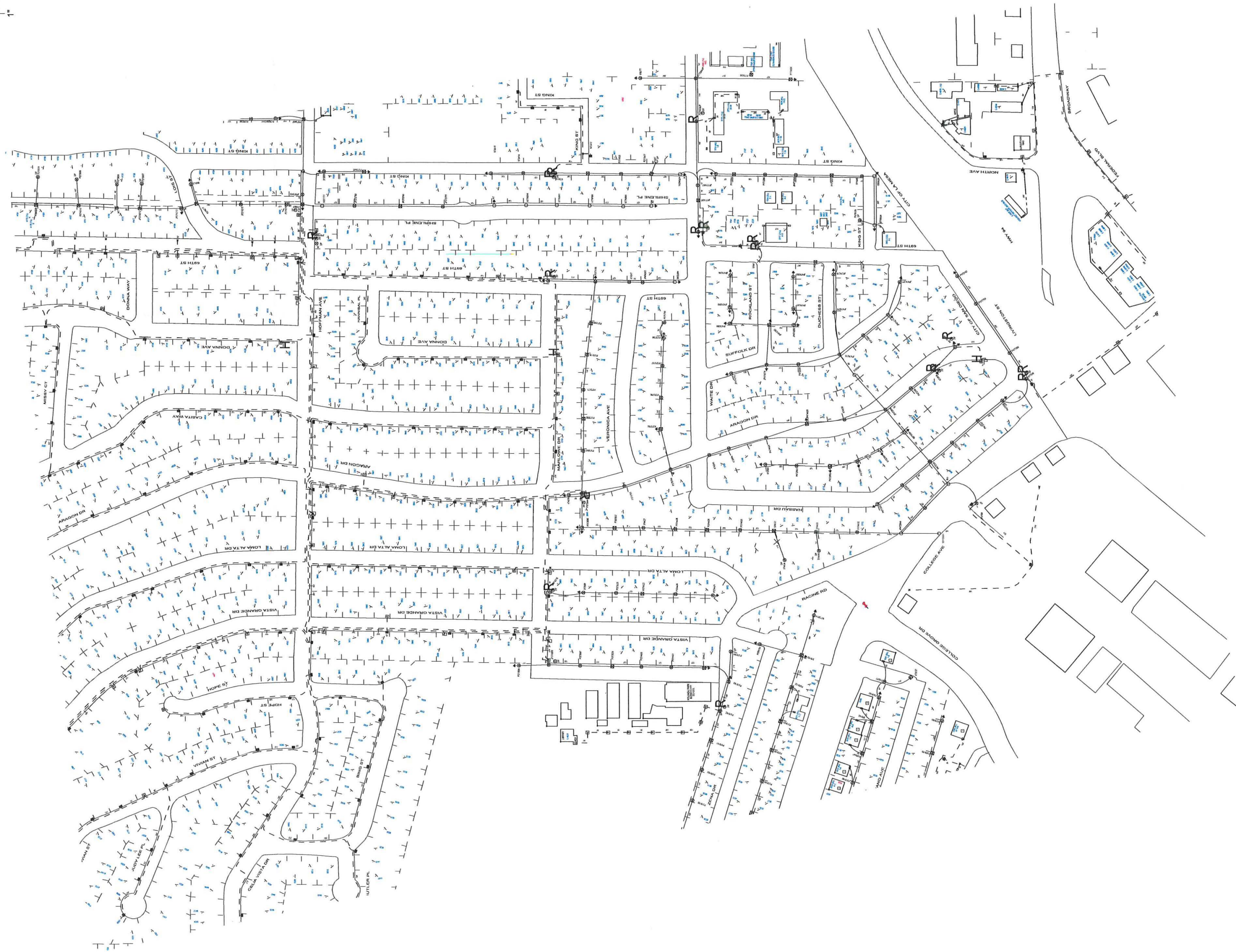
CONFIDENTIAL - PROPERTY OF SDG&E. FOR INTERNAL USE ONLY. UNAUTHORIZED DISSEMINATION PROHIBITED. THIS DOCUMENT SHALL BE TREATED AS CONFIDENTIAL PURSUANT TO Public Utilities Code Section 563, General Order 66-C, any applicable non-disclosure agreement, and/or the North American Electric Reliability Corporation's Rules of Procedure. Section 1500 et seq. and any other applicable federal and state laws and regulations. THIS MAP IS NOT A SURVEY, GRABE, and SDG&E makes no representations or warranties, expressed or implied, as to its accuracy, correctness, defensibility, completeness or any other standard or measure of quality or adequacy, or as to its fitness for use or intended use for any particular purpose. SDG&E disclaims all liability for your selection or use of this map or any consequences therefrom. ©1998 - 2007 AT&T Intellectual Property 1, L.P. All Rights Reserved.



16252-118865



**COX UTILITY AS-BUILT**

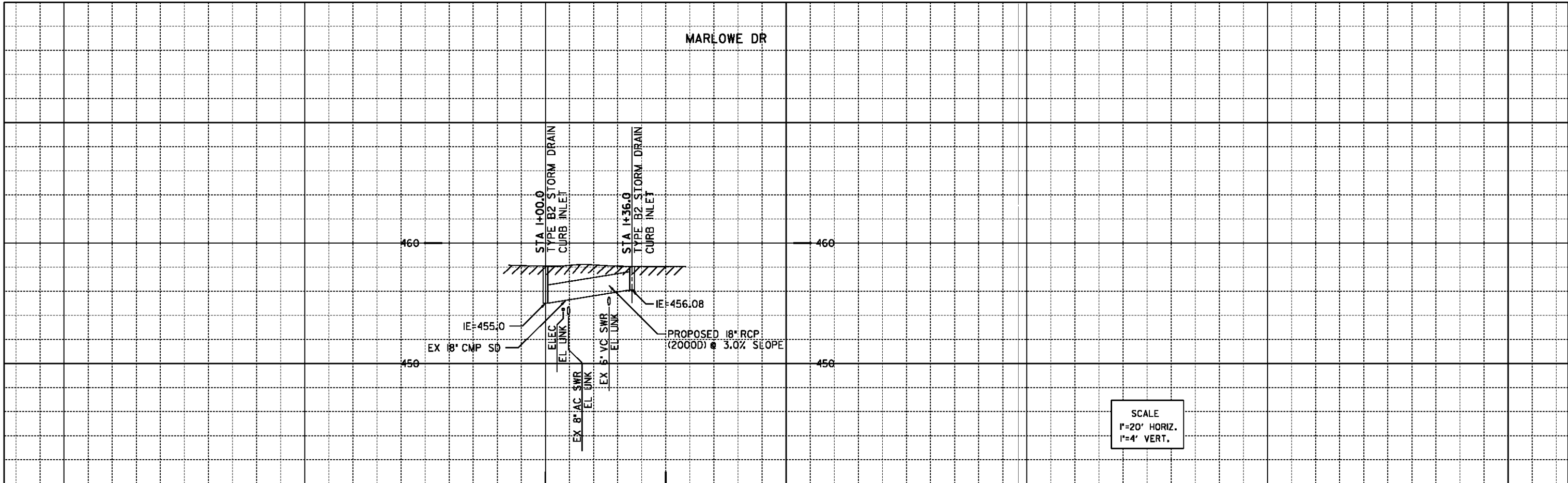


--- UNDERGROUND  
— AERIAL

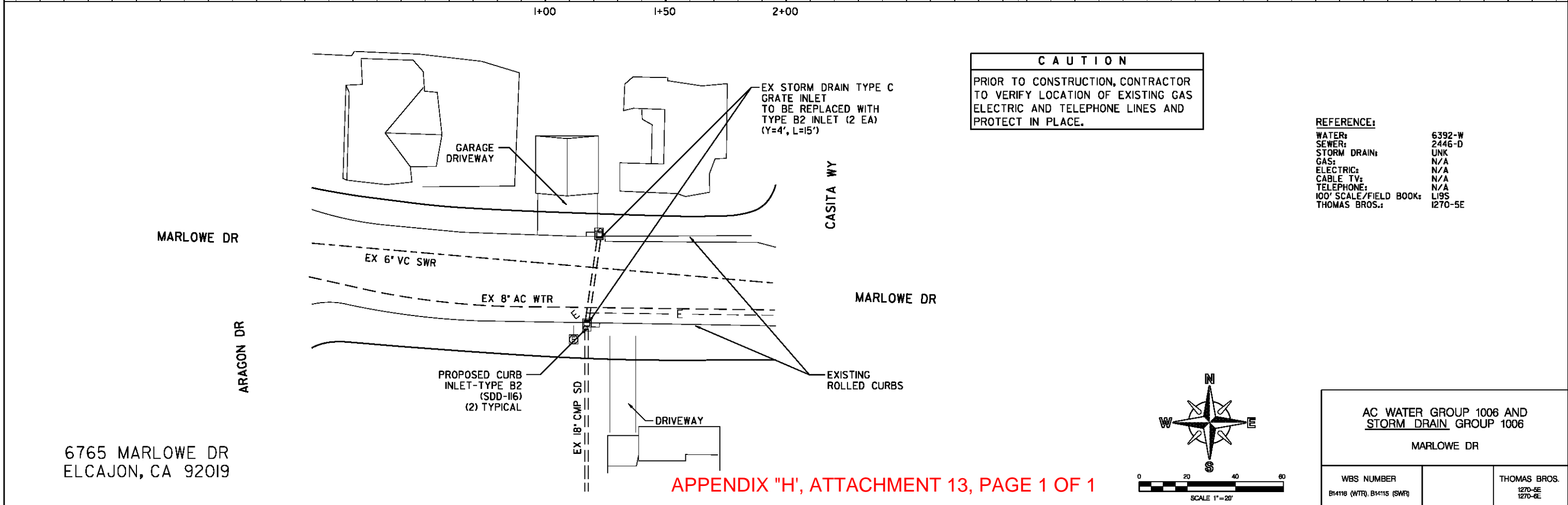
APPENDIX "H"

ATTACHMENT 13



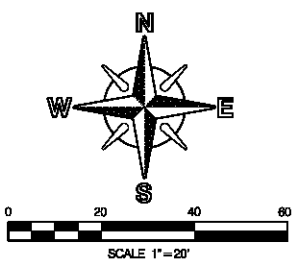


SCALE  
1"=20' HORIZ.  
1"=4' VERT.



6765 MARLOWE DR  
ELCAJON, CA 92019

APPENDIX "H", ATTACHMENT 13, PAGE 1 OF 1



AC WATER GROUP 1006 AND STORM DRAIN GROUP 1006 MARLOWE DR	
WBS NUMBER B14116 (WTR), B14115 (SWR)	THOMAS BROS. 1270-5E 1270-6E

**ATTACHMENT F**  
**INTENTIONALLY LEFT BLANK**

1/13/15. CW  
Valid

# City of San Diego

CONTRACTOR'S NAME: KTA Construction Inc.  
ADDRESS: 821 Tavern Rd., Alpine, CA 91901  
TELEPHONE NO.: 619-562-9404 FAX NO.: 619-562-1685  
CITY CONTACT: Clementina Giordano, Contract Specialist, Email: Cgiordano@sanidiego.gov  
Phone No. (619) 533-3481, Fax No. (619) 533-3633  
M.Navizi/R.Taleghani/egz

## CONTRACT DOCUMENTS



## FOR

### AC Water Group 1006 and Storm Drain Group 1006

VOLUME 2 OF 2

BID NO.: K-15-6267-DBB-3  
SAP NO. (WBS/IO/CC): B-14116 / B-15064  
CLIENT DEPARTMENT: 2013 / 2011  
COUNCIL DISTRICT: 4  
PROJECT TYPE: KA / JA

**THIS CONTRACT IS SUBJECT TO THE FOLLOWING:**

- PHASED-FUNDING
- THE CITY'S SUBCONTRACTING PARTICIPATION REQUIREMENTS FOR SLBE PROGRAM.
- PREVAILING WAGE RATES: STATE  FEDERAL
- APPRENTICESHIP.

**THIS BIDDING DOCUMENT TO BE SUBMITTED IN ITS ENTIRETY REFER TO VOLUME 1 COVER PAGE FOR TIME, DATE, AND LOCATION**

TABLE OF CONTENTS

DESCRIPTION

PAGE NUMBER

Volume 2 - Bidding Documents

The following forms must be completed in their entirety and submitted with the Bid. Include the form(s) even if the information does not apply. Where the information does not apply write in N/A. Failure to include any of the forms may cause the Bid to be deemed **non-responsive**. If you are uncertain or have any questions about any required information, contact the City no later than 14 days prior to Bid due date.

1. Bid/Proposal.....	3
2. Bid Bond.....	6
3. Non-Collusion Affidavit to be executed by Bidder and Submitted with Bid under 23 USC 112 and PCC 7106 .....	7
4. Contractors Certification of Pending Actions.....	8
5. Equal Benefits Ordinance Certification of Compliance.....	9
6. Proposal (Bid).....	10
7. Form AA35 - List of Subcontractors .....	14
8. Form AA40 - Named Equipment/Material Supplier List .....	15
9. Form AA45 - Subcontractors Additive/Deductive Alternate.....	16

**BIDDING DOCUMENTS**

**THE FOLLOWING SECTIONS MUST BE FILLED IN BY ALL PROPOSERS:**

In accordance with the "NOTICE INVITING BIDS", the bidder holds a California State Contractor's license for the following classification(s) to perform the work described in these specifications:

LICENSE CLASSIFICATION A

LICENSE NO. 398284 EXPIRES Jan 31 2015

This license classification must also be shown on the front of the bid envelope. Failure to show license classification on the bid envelope may cause return of the bid unopened.

TAX IDENTIFICATION NUMBER (  )

Email Address: N/A

**THIS PROPOSAL MUST BE NOTARIZED BELOW:**

I certify, under penalty of perjury, that the representations made herein regarding my State Contractor's license number, classification and expiration date are true and correct.

Signature  Title President

SUBSCRIBED AND SWORN TO BEFORE ME, THIS \_\_\_\_\_ DAY OF \_\_\_\_\_,

Notary Public in and for the County of \_\_\_\_\_, State of \_\_\_\_\_

(NOTARIAL SEAL)

↓ See attached

# CALIFORNIA JURAT

A notary public or other officer completing this certificate verifies only the identity of the individual who signed the document to which this certificate is attached, and not the truthfulness, accuracy, or validity of that document.

STATE OF CALIFORNIA )

COUNTY OF San Diego )

Subscribed and sworn to (~~or affirmed~~) before me on this 7<sup>th</sup> day of January, 2015

by Paul M. Henderson

proved to me on the basis of satisfactory evidence to be the person~~s~~ who appeared before me.

Signature

Brin Ragsdale



OPTIONAL

Description of Attached Document

Title or Type of Document: Bid Documents pg. 5

Number of Pages: \_\_\_\_\_

Document Date: \_\_\_\_\_

Other: \_\_\_\_\_

BIDDING DOCUMENTS

**BID BOND**

KNOW ALL MEN BY THESE PRESENTS,

That KTA Construction, Inc. as Principal, and The Guarantee Company of North America USA as Surety, are held and firmly bound unto The City of San Diego hereinafter called "OWNER," in the sum of **10% OF THE TOTAL BID AMOUNT** for the payment of which sum, well and truly to be made, we bind ourselves, our heirs, executors, administrators, successors, and assigns, jointly and severally, firmly by these presents.



WHEREAS, said Principal has submitted a Bid to said OWNER to perform the WORK required under the bidding schedule(s) of the OWNER's Contract Documents entitled

AC Water Group 1006 and Storm Drain Group 1006, K-15-6267-DBB-3

NOW THEREFORE, if said Principal is awarded a contract by said OWNER and, within the time and in the manner required in the "Notice Inviting Bids" enters into a written Agreement on the form of agreement bound with said Contract Documents, furnishes the required certificates of insurance, and furnishes the required Performance Bond and Payment Bond, then this obligation shall be null and void, otherwise it shall remain in full force and effect. In the event suit is brought upon this bond by said OWNER and OWNER prevails, said Surety shall pay all costs incurred by said OWNER in such suit, including a reasonable attorney's fee to be fixed by the court.

SIGNED AND SEALED, this 16th day of December, 2014

KTA Construction, Inc. (SEAL)                      The Guarantee Company of North America USA (SEAL)  
(Principal)    (Surety)

By:  (Signature)                      By:  (Signature)  
Lawrence F. McMahon, Attorney-in-Fact

(SEAL AND NOTARIAL ACKNOWLEDGEMENT OF SURETY)

**CALIFORNIA ALL-PURPOSE ACKNOWLEDGMENT**

**Civil Code § 1189**


A notary public or other officer completing this certificate verifies only the identity of the individual who signed the document to which this certificate is attached, and not the truthfulness, accuracy of validity of that document.

State of California )  
 ) ss  
County of San Diego )

On DEC 16 2014, before me, John Richard Flores JR., Notary Public, personally appeared Lawrence F. McMahon, who proved to me on the basis of satisfactory evidence to be the person(s) whose name(s) is/are subscribed to the within instrument and acknowledged to me that he/~~she/they~~ executed the same in his/~~her/their~~ authorized capacity(ies), and that by his/~~her/their~~ signature(s) on the instrument the person(s), or the entity upon behalf of which the person(s) acted, executed the instrument.

I certify under PENALTY OF PERJURY under the laws of the State of California that the foregoing paragraph is true and correct.

WITNESS my hand and official seal.



(Seal)

Signature: [Handwritten Signature]  
John Richard Flores JR., Notary Public





The Guarantee Company of North America USA  
Southfield, Michigan

**POWER OF ATTORNEY**

**KNOW ALL BY THESE PRESENTS:** That **THE GUARANTEE COMPANY OF NORTH AMERICA USA**, a corporation organized and existing under the laws of the State of Michigan, having its principal office in Southfield, Michigan, does hereby constitute and appoint

**Lawrence F. McMahon, Maria Vhanneza Guise, Sarah Myers, Charlotte Aquino, James D. Castle, Jennifer L. Clampert, Janice Martin**  
**Alliant Insurance Services, Inc.**

its true and lawful attorney(s)-in-fact to execute, seal and deliver for and on its behalf as surety, any and all bonds and undertakings, contracts of indemnity and other writings obligatory in the nature thereof, which are or may be allowed, required or permitted by law, statute, rule, regulation, contract or otherwise.

The execution of such instrument(s) in pursuance of these presents, shall be as binding upon **THE GUARANTEE COMPANY OF NORTH AMERICA USA** as fully and amply, to all intents and purposes, as if the same had been duly executed and acknowledged by its regularly elected officers at the principal office.

The Power of Attorney is executed and may be certified so, and may be revoked, pursuant to and by authority of Article IX, Section 9.03 of the By-Laws adopted by the Board of Directors of **THE GUARANTEE COMPANY OF NORTH AMERICA USA** at a meeting held on the 31<sup>st</sup> day of December, 2003. The President, or any Vice President, acting with any Secretary or Assistant Secretary, shall have power and authority:

1. To appoint Attorney(s)-in-fact, and to authorize them to execute on behalf of the Company, and attach the Seal of the Company thereto, bonds and undertakings, contracts of indemnity and other writings obligatory in the nature thereof; and
2. To revoke, at any time, any such Attorney-in-fact and revoke the authority given, except as provided below
3. In connection with obligations in favor of the Florida Department of Transportation only, it is agreed that the power and authority hereby given to the Attorney-in-Fact includes any and all consents for the release of retained percentages and/or final estimates on engineering and construction contracts required by the State of Florida Department of Transportation. It is fully understood that consenting to the State of Florida Department of Transportation making payment of the final estimate to the Contractor and/or its assignee, shall not relieve this surety company of any of its obligations under its bond.
4. In connection with obligations in favor of the Kentucky Department of Highways only, it is agreed that the power and authority hereby given to the Attorney-in-Fact cannot be modified or revoked unless prior written personal notice of such intent has been given to the Commissioner – Department of Highways of the Commonwealth of Kentucky at least thirty (30) days prior to the modification or revocation.

Further, this Power of Attorney is signed and sealed by facsimile pursuant to resolution of the Board of Directors of the Company adopted at a meeting duly called and held on the 6th day of December 2011, of which the following is a true excerpt:

RESOLVED that the signature of any authorized officer and the seal of the Company may be affixed by facsimile to any Power of Attorney or certification thereof authorizing the execution and delivery of any bond, undertaking, contracts of indemnity and other writings obligatory in the nature thereof, and such signature and seal when so used shall have the same force and effect as though manually affixed.



IN WITNESS WHEREOF, **THE GUARANTEE COMPANY OF NORTH AMERICA USA** has caused this instrument to be signed and its corporate seal to be affixed by its authorized officer, this 23rd day of February, 2012.

**THE GUARANTEE COMPANY OF NORTH AMERICA USA**

**STATE OF MICHIGAN**  
**County of Oakland**

**Stephen C. Ruschak, Vice President**

**Randall Musselman, Secretary**

On this 23rd day of February, 2012 before me came the individuals who executed the preceding instrument, to me personally known, and being by me duly sworn, said that each is the herein described and authorized officer of The Guarantee Company of North America USA; that the seal affixed to said instrument is the Corporate Seal of said Company; that the Corporate Seal and each signature were duly affixed by order of the Board of Directors of



*Cynthia A. Takai*  
Notary Public, State of Michigan  
County of Oakland  
My Commission Expires February 27, 2018  
Acting in Oakland County

IN WITNESS WHEREOF, I have hereunto set my hand at The Guarantee Company of North America USA offices the day and year above written.

I, Randall Musselman, Secretary of **THE GUARANTEE COMPANY OF NORTH AMERICA USA**, do hereby certify that the above and foregoing is a true and correct copy of a Power of Attorney executed by **THE GUARANTEE COMPANY OF NORTH AMERICA USA**, which is still in full force and effect.



IN WITNESS WHEREOF, I have thereunto set my hand and attached the seal of said Company this 16th day of December, 2014

**Randall Musselman, Secretary**

# CALIFORNIA ALL PURPOSE ACKNOWLEDGMENT

A notary public or other officer completing this certificate verifies only the identity of the individual who signed the document to which this certificate is attached, and not the truthfulness, accuracy, or validity of that document.

STATE OF CALIFORNIA }

COUNTY OF San Diego }

On Jan 7, 2015 before me, Brin Ragsdale Notary Public,

Date

(here insert name and title of the officer)

personally appeared Paul M. Henderson

who proved to me on the basis of satisfactory evidence to be the person  whose name  is/are subscribed to the within instrument and acknowledged to me that he/~~she~~/they executed the same in his/~~her~~/their authorized capacity(ies), and that by his/~~her~~/their signature  on the instrument the person , or the entity upon behalf of which the person  acted, executed the instrument.

I certify under PENALTY OF PERJURY under the laws of the State of California that the foregoing paragraph is true and correct.

WITNESS my hand and official seal.



Signature Brin Ragsdale (Seal)

OPTIONAL

Description of Attached Document

Title or Type of Document: bid bond Number of Pages: \_\_\_\_\_

Document Date: \_\_\_\_\_ Other: \_\_\_\_\_



# CALIFORNIA JURAT

A notary public or other officer completing this certificate verifies only the identity of the individual who signed the document to which this certificate is attached, and not the truthfulness, accuracy, or validity of that document.

STATE OF CALIFORNIA )

COUNTY OF San Diego )

Subscribed and sworn to (or affirmed) before me on this 7<sup>th</sup> day of January, 2015

by Paul M. Henderson

proved to me on the basis of satisfactory evidence to be the person  who appeared before me.

Signature Brin Ragsdale



OPTIONAL

Description of Attached Document

Title or Type of Document: Non-Collusion Affidavit

Number of Pages: \_\_\_\_\_

Document Date: \_\_\_\_\_

Other: \_\_\_\_\_

**BIDDING DOCUMENTS**

**CONTRACTORS CERTIFICATION OF PENDING ACTIONS**

As part of its bid or proposal (Non-Price Proposal in the case of Design-Build contracts), the Bidder shall provide to the City a list of all instances within the past 10 years where a complaint was filed or pending against the Bidder in a legal or administrative proceeding alleging that Bidder discriminated against its employees, subcontractors, vendors or suppliers, and a description of the status or resolution of that complaint, including any remedial action taken.

CHECK ONE BOX ONLY.



The undersigned certifies that within the past 10 years the Bidder has NOT been the subject of a complaint or pending action in a legal administrative proceeding alleging that Bidder discriminated against its employees, subcontractors, vendors or suppliers.



The undersigned certifies that within the past 10 years the Bidder has been the subject of a complaint or pending action in a legal administrative proceeding alleging that Bidder discriminated against its employees, subcontractors, vendors or suppliers. A description of the status or resolution of that complaint, including any remedial action taken and the applicable dates is as follows:

DATE OF CLAIM	LOCATION	DESCRIPTION OF CLAIM	LITIGATION (Y/N)	STATUS	RESOLUTION/REMEDIAL ACTION TAKEN

Contractor Name: KTA Construction Inc.  
 Certified By Paul M. Henderson Title President  
Name  
C. M. Henderson Date 1-7-14  
Signature

**USE ADDITIONAL FORMS AS NECESSARY**

**BIDDING DOCUMENTS**

---

**PROPOSAL**

**Bidder's General Information**

To the City of San Diego:

Pursuant to "Notice Inviting Bids", specifications, and requirements on file with the City Clerk, and subject to all provisions of the Charter and Ordinances of the City of San Diego and applicable laws and regulations of the United States and the State of California, the undersigned hereby proposes to furnish to the City of San Diego, complete at the prices stated herein, the items or services hereinafter mentioned. The undersigned further warrants that this bid is not made in the interest of, or on behalf of, any undisclosed person, partnership, company, association, organization, or corporation; that the bid is genuine and not collusive or sham; that the bidder has not directly or indirectly induced or solicited any other bidder to put in a false or sham bid, and has not directly or indirectly colluded, conspired, connived, or agreed with any bidder or anyone else to put in a sham bid, or that anyone shall refrain from bidding; that the bidder has not in any manner, directly or indirectly, sought by agreement, communication, or conference with anyone to fix the bid price of the bidder or any other bidder, or to fix any overhead, profit, or cost element of the bid price, or of that of any other bidder, or to secure any advantage against the public body awarding the contract of anyone interested in the proposed contract; that all statements contained in the bid are true; and, further, that the bidder has not, directly or indirectly, submitted his or her bid price or any breakdown thereof, or the contents thereof, or divulged information or data relative thereto, or paid, and will not pay, any fee to any corporation, partnership, company, association, organization, bid depository, or to any member or agent thereof to effectuate a collusive or sham bid.

The undersigned bidder(s) further warrants that bidder(s) has thoroughly examined and understands the entire Contract Documents (plans and specifications) and the Bidding Documents therefore, and that by submitting said Bidding Documents as its bid proposal, bidder(s) acknowledges and is bound by the entire Contract Documents, including any addenda issued thereto, as such Contract Documents incorporated by reference in the Bidding Documents.

**IF A SOLE OWNER OR SOLE CONTRACTOR SIGN HERE:**

- (1) Name under which business is conducted \_\_\_\_\_
- (2) Signature (Given and surname) of proprietor \_\_\_\_\_
- (3) Place of Business (Street & Number) \_\_\_\_\_
- (4) City and State \_\_\_\_\_ Zip Code \_\_\_\_\_
- (5) Telephone No. \_\_\_\_\_ Facsimile No. \_\_\_\_\_
- (6) Email Address \_\_\_\_\_

**IF A PARTNERSHIP, SIGN HERE:**

- (1) Name under which business is conducted \_\_\_\_\_

**BIDDING DOCUMENTS**

(2) Name of each member of partnership, indicate character of each partner, general or special (limited):

\_\_\_\_\_  
\_\_\_\_\_

(3) Signature (Note: Signature must be made by a general partner)

\_\_\_\_\_

Full Name and Character of partner

\_\_\_\_\_  
\_\_\_\_\_

(4) Place of Business (Street & Number) \_\_\_\_\_

(5) City and State \_\_\_\_\_ Zip Code \_\_\_\_\_


(6) Telephone No. \_\_\_\_\_ Facsimile No. \_\_\_\_\_

(7) Email Address \_\_\_\_\_

**IF A CORPORATION, SIGN HERE:**

(1) Name under which business is conducted VTA Construction Inc.

(2) Signature, with official title of officer authorized to sign for the corporation:

  
(Signature)

Paul M. Henderson  
(Printed Name)

President  
(Title of Officer)

(Impress Corporate Seal Here)

(3) Incorporated under the laws of the State of CA

(4) Place of Business (Street & Number) 801 Tavern Rd.

(5) City and State Alpine, CA Zip Code 91901

(6) Telephone No. 619-502-9404 Facsimile No. 619-502-1685

(7) Email Address Drinektaconstruction.com

**BIDDING DOCUMENTS**

**EQUAL BENEFITS ORDINANCE  
CERTIFICATION OF COMPLIANCE**



For additional information, contact:  
**CITY OF SAN DIEGO**  
**EQUAL BENEFITS PROGRAM**  
 202 C Street, MS 9A, San Diego, CA 92101  
 Phone (619) 533-3948 Fax (619) 533-3220

**COMPANY INFORMATION**

Company Name: <u>KTA Construction Inc.</u>	Contact Name: <u>Mike Henderson</u>
Company Address: <u>521 Tavern Rd. Alpine, CA 91901</u>	Contact Phone: <u>619-507-9464</u>
	Contact Email: <u>mikektaconstruction.com</u>

**CONTRACT INFORMATION**

Contract Title: <u>AC Water Grp. 1006 + Storm Drain Grp. 1006</u>	Start Date: <u>N/A.</u>
Contract Number (if no number, state location): <u>Bid # K-15-6267-00B3</u>	End Date: <u>N/A.</u>

**SUMMARY OF EQUAL BENEFITS ORDINANCE REQUIREMENTS**

The Equal Benefits Ordinance [EBO] requires the City to enter into contracts only with contractors who certify they will provide and maintain equal benefits as defined in SDMC §22.4302 for the duration of the contract. To comply:

- Contractor shall offer equal benefits to employees with spouses and employees with domestic partners.
  - Benefits include health, dental, vision insurance; pension/401(k) plans; bereavement, family, parental leave; discounts, child care; travel/relocation expenses; employee assistance programs; credit union membership; or any other benefit.
  - Any benefit not offer an employee with a spouse, is not required to be offered to an employee with a domestic partner.
- Contractor shall post notice of firm's equal benefits policy in the workplace and notify employees at time of hire and during open enrollment periods.
- Contractor shall allow City access to records, when requested, to confirm compliance with EBO requirements.
- Contractor shall submit *EBO Certification of Compliance*, signed under penalty of perjury, prior to award of contract.

NOTE: This summary is provided for convenience. Full text of the EBO and Rules Implementing the EBO are available at [www.sandiego.gov/administration](http://www.sandiego.gov/administration).

**CONTRACTOR EQUAL BENEFITS ORDINANCE CERTIFICATION**

Please indicate your firm's compliance status with the EBO. The City may request supporting documentation.

- I affirm **compliance** with the EBO because my firm (*contractor must select one reason*):
- Provides equal benefits to spouses and domestic partners.
  - Provides no benefits to spouses or domestic partners.
  - Has no employees.
  - Has collective bargaining agreement(s) in place prior to January 1, 2011, that has not been renewed or expired.
- I request the City's approval to pay affected employees a cash equivalent in lieu of equal benefits and verify my firm made a reasonable effort but is not able to provide equal benefits upon contract award. I agree to notify employees of the availability of a cash equivalent for benefits available to spouses but not domestic partners and to continue to make every reasonable effort to extend all available benefits to domestic partners.

It is unlawful for any contractor to knowingly submit any false information to the City regarding equal benefits or cash equivalent associated with the execution, award, amendment, or administration of any contract. [San Diego Municipal Code §22.4307(a)]

Under penalty of perjury under laws of the State of California, I certify the above information is true and correct. I further certify that my firm understands the requirements of the Equal Benefits Ordinance and will provide and maintain equal benefits for the duration of the contract or pay a cash equivalent if authorized by the City.

<u>Paul M. Henderson / President</u>	<u>[Signature]</u>	<u>1-7-15</u>
Name/Title of Signatory	Signature	Date

**FOR OFFICIAL CITY USE ONLY**

Receipt Date:	EBO Analyst:	<input type="checkbox"/> Approved	<input type="checkbox"/> Not Approved -- Reason:
---------------	--------------	-----------------------------------	--

(Rev 02/15/2011)



**BIDDING DOCUMENTS**

**PROPOSAL (BID)**

The Bidder agrees to the construction of **AC Water Group 1006 and Storm Drain Group 1006** for the City of San Diego, in accordance with these contract documents for the prices listed below. The Bidder guarantees the Contract Price for a period of 120 days (90 days for federally funded contracts and contracts valued at \$500,000 or less) from the date of Bid opening to Award of the Contract. The duration of the Contract Price guarantee shall be extended by the number of days required for the City to obtain all items necessary to fulfill all conditions precedent e.g., bond and insurance.

Item	Quantity	Unit	Payment Reference	NAICS	Description	Unit Price	Extension
<b>AC WATER GROUP 1006 AND STORM DRAIN GROUP 1006</b>							
<b>BASE BID</b>							
<b>COMMON ITEMS</b>							
1.	1	LS	2-4.1	524126	Bonds (Payment and Performance)	<del>                    </del>	\$ 23,000 <sup>-</sup>
2.	1	LS	2-9.2	541370	Survey Services	<del>                    </del>	\$ 42,000 <sup>-</sup>
3.	1	LS	7-9.1.1	238990	Video Recording of Pre-existing Conditions	<del>                    </del>	\$ 2,000 <sup>-</sup>
4.	1	LS	7-10.2.6	237310	Traffic Control	<del>                    </del>	\$ 10,000 <sup>-</sup>
5.	1	LS	9-3.4.1	237110	Mobilization	<del>                    </del>	\$ 30,000 <sup>-</sup>
6.	1	AL	9-3.5		Field Orders - Type II	<del>                    </del>	\$226,000.00
7.	3	TON	302-3.2	237310	Asphalt Pavement Repair	\$ 500 <sup>-</sup>	\$ 1,500 <sup>-</sup>
8.	474,452	SF	302-4.12.4	237310	Rubber Polymer Modified Slurry Type II and Striping	\$ 0.30	\$ 142,335 <sup>60</sup>
9.	1,500	SF	302-5.2.1	237310	Pavement Restoration Adjacent to Trench	\$ 10 <sup>-</sup>	\$ 15,000 <sup>-</sup>
10.	1,000	LB	302-14.5	237310	Crack Seal	\$ 6 <sup>-</sup>	\$ 6,000 <sup>-</sup>
11.	2	EA	303-1.11	237110	Type-B Inlet	\$ 3,500 <sup>-</sup>	\$ 7,000 <sup>-</sup>
12.	100	LF	303-5.9	237310	Additional Curb & Gutter	\$ 45 <sup>-</sup>	\$ 4,500 <sup>-</sup>
13.	1,080	SF	303-5.9	237310	Additional Sidewalk Removal & Replacement	\$ 9 <sup>-</sup>	\$ 9,720 <sup>-</sup>
14.	10	EA	303-5.9	237310	Contractor Date Stamp and Impressions	\$ 200 <sup>-</sup>	\$ 2,000 <sup>-</sup>
15.	2	EA	303-5.10.2	237310	Curb Ramp Type C1 w/Composite Detectable Warning Tile	\$ 2,300 <sup>-</sup>	\$ 5,600 <sup>-</sup>

**BIDDING DOCUMENTS**

Item	Quantity	Unit	Payment Reference	NAICS	Description	Unit Price	Extension
16.	5	EA	303-5.10.2	237310	Curb Ramp Type C2 w/Composite Detectable Warning Tile	\$ 2900 <sup>-</sup>	\$ 14,500 <sup>-</sup>
17.	1	LS	306-1.1.6	237110	Trench Shoring	<del>XXXXXX</del>	\$ 12,000 <sup>-</sup>
18.	159	CY	306-1.2.1.1	237110	Additional Bedding	\$ 30 <sup>-</sup>	\$ 4,770 <sup>-</sup>
19.	600	TON	306-1.5.1	237310	Temporary Resurfacing	\$ 110 <sup>-</sup>	\$ 66,000 <sup>-</sup>
20.	40	LF	306-1.6	237110	18-RCP Storm Drain	\$ 350 <sup>-</sup>	\$ 14,000 <sup>-</sup>
21.	712	TON	306-1.6	237110	Imported Backfill	\$ 30 <sup>-</sup>	\$ 21,360 <sup>-</sup>
22.	1	EA	309-4	541370	Survey Monument	\$ 500 <sup>-</sup>	\$ 500 <sup>-</sup>
23.	1	LS	701-13.9.5	541330	Water Pollution Control Program Development	<del>XXXXXX</del>	\$ 600 <sup>-</sup>
24.	1	LS	701-13.9.5	237990	Water Pollution Control Program Implementation	<del>XXXXXX</del>	\$ 5000 <sup>-</sup>
<b>WATER ITEMS</b>							
25.	55	EA	306-1.6	237110	8-Inch Gate Valve	\$ 1400 <sup>-</sup>	\$ 77,000 <sup>-</sup>
26.	11,582	LF	306-1.6	237110	8-Inch Water Main (3ft to 5ft Depth of Cover)	\$ 76 <sup>-</sup>	\$ 880,232 <sup>-</sup>
27.	1,280	LF	306-1.6	237110	8-inch Water Main (>5ft to 10ft Depth of Cover)	\$ 90 <sup>-</sup>	\$ 115,200 <sup>-</sup>
28.	18	EA	306-1.6	237110	6-Inch Fire Hydrant Assembly & Marker	\$ 6000 <sup>-</sup>	\$ 108,000 <sup>-</sup>
29.	259	EA	306-14.1	237110	1-Inch Water Service	\$ 2200 <sup>-</sup>	\$ 569,300 <sup>-</sup>
30.	1	EA	306-14.1	237110	2-Inch Water Service	\$ 3000 <sup>-</sup>	\$ 3000 <sup>-</sup>
31.	3	EA	306-18	237110	2-inch Blowoff Valve Assembly	\$ 4000 <sup>-</sup>	\$ 12,000 <sup>-</sup>
32.	2	EA	306-19	237110	2-Inch Air & Vacuum Valve	\$ 5000 <sup>-</sup>	\$ 10,000 <sup>-</sup>
33.	26,734	LF	600-1.2.1.3	237110	High-lining Removed by Contractor	\$ 1 <sup>50</sup>	\$ 40,101 <sup>-</sup>
34.	1,400	SF	600-1.3.1.5	237110	Pavement Restoration for City Forces Final Connection	\$ 11 <sup>-</sup>	\$ 15,400 <sup>-</sup>
<b>ESTIMATED TOTAL BASE BID:</b>							\$ 2,496,118 <sup>60</sup>

**BIDDING DOCUMENTS**

Item	Quantity	Unit	Payment Reference	NAICS	Description	Unit Price	Extension
<b>ALTERNATE A</b>							
1.	1	LS	600-1.4.9	237110	High-lining by Contractor	<del>                    </del>	\$ 175,000 <sup>-</sup>
2.	-26,734	LF	600-13.2.10	237110	High-lining Removed by Contractor (Base Bid Item 33)	\$ 1 <sup>50</sup>	-\$ 40,101 <sup>-</sup>
<b>ESTIMATED TOTAL ALTERNATE A:</b>							\$ 134,899 <sup>-</sup>
<b>ALTERNATE B</b>							
1.	14	EA	600-1.4.9	237110	Cut, Plug of Existing Water System	\$ 2500 <sup>-</sup>	\$ 35,000 <sup>-</sup>
2.	14	EA	600-13.2.10	237110	8-Inch Connection to the Existing System by Contractor	\$ 4000 <sup>-</sup>	\$ 56,000 <sup>-</sup>
<b>ESTIMATED TOTAL ALTERNATE B:</b>							\$ 91,000 <sup>-</sup>
<b>ESTIMATED TOTAL BASE BID PLUS ALTERNATE A AND ALTERNATE B:</b>							\$ 2,722,017 <sup>60</sup>

TOTAL BID PRICE FOR BID (Base Bid, Items 1 through 34, PLUS Alternate A, Items 1 through 2, PLUS Alternate B, Items 1 through 2, inclusive) amount written in words:

Two Million Seven Hundred Twenty Two Thousand Seven Hundred Dollars & <sup>60</sup>/<sub>100</sub>

The Bid shall contain an acknowledgment of receipt of all addenda, the numbers of which shall be filled in on the Bid form. If an addendum or addenda has been issued by the City and not noted as being received by the Bidder, this proposal shall be rejected as being **non-responsive**. The following addenda have been received and are acknowledged in this bid: \_\_\_\_\_

The names of all persons interested in the foregoing proposal as principals are as follows:

Paul M. Henderson - President

Margy L. Henderson - U.P. / Secretary

**IMPORTANT NOTICE:** If Bidder or other interested person is a corporation, state secretary, treasurer, and manager thereof; if a co-partnership, state true name of firm, also names of all individual co-partners composing firm; if Bidder or other interested person is an individual, state first and last names in full.

**BIDDING DOCUMENTS**

Bidder: Paul M. Henderson  
Title: President  
Business Address: 801 Tavern Rd, Alpine, CA 91901  
Place of Business: " " " " " "  
Place of Residence: " " " " " "  
Signature: [Handwritten Signature]

**NOTES:**

- A. The City shall determine the low Bid based on the Base Bid plus the following Additive Alternate(s): A & B.
- B. After the low Bid has been determined, the City may award the Contract for the Base Bid alone or if applicable, for the Base Bid plus any combination of alternates selected in the City's sole discretion.
- C. Prices and notations shall be in ink or typewritten. All corrections (which have been initiated by the Bidder using erasures, strike out, line out, or "white-out") shall be typed or written in with ink adjacent thereto, and shall be initialed in ink by the person signing the bid proposal.
- D. Failure to initial all corrections made in the bidding documents may cause the Bid to be rejected as **non-responsive** and ineligible for further consideration.
- E. Blank spaces must be filled in, using figures. Bidder's failure to submit a price for any Bid item that requires the Bidder to submit a price shall render the Bid **non-responsive** and shall be cause for its rejection.
- F. Unit prices shall be entered for all unit price items. Unit prices shall not exceed two (2) decimal places. If the Unit prices entered exceed two (2) decimal places, the City will only use the first two digits after the decimal points without rounding up or down.
- G. All extensions of the unit prices bid will be subject to verification by the City. In the case of inconsistency or conflict between the product of the Quantity x Unit Price and the Extension, the product shall govern.
- H. In the case of inconsistency or conflict, between the sums of the Extensions with the estimated total Bid, the sum of the Extensions shall govern.
- I. Bids shall not contain any recapitulation of the Work. Conditional Bids will be rejected as being **non-responsive**. Alternative proposals will not be considered unless called for.
- J. Subcontractors' License Number must be filled in. Failure to provide the information specified may deem the bidder **non-responsive**.

**BIDDING DOCUMENTS**

**LIST OF SUBCONTRACTORS**

In accordance with the requirements provided in the "Subletting and Subcontracting Fair Practices Act", Division 2, Part 1, Chapter 4 of the Public Contract Code, the Bidder shall list below the name and address of each Subcontractor who will perform work, labor, render services or specially fabricates and installs a portion [type] of the work or improvement, in an amount in excess of 0.5% of the Contractor's total Bid. The Bidder shall also list below the portion of the work which will be done by each subcontractor under this Contract. The Contractor shall list only one Subcontractor for each portion of the Work. The **DOLLAR VALUE** of the total Bid to be performed shall be stated for all subcontractors listed. Failure to comply with this requirement shall result in the Bid being rejected as **non-responsive** and ineligible for award. The Bidder's attention is directed to the Special Provisions - General; Paragraph 2-3 Subcontracts, which stipulates the percent of the Work to be performed with the Bidders' own forces. The Bidder shall list all SLBE, ELBE, DBE, DVBE, MBE, WBE, OBE, SDB, WoSB, HUBZone, and SDVOSB Subcontractors that Bidders are seeking recognition towards achieving any mandatory, voluntary, or both subcontracting participation percentages.

Subcontractors' License Number must be filled in. Failure to provide the information specified may deem the bidder **non-responsive**.

NAME, ADDRESS AND TELEPHONE NUMBER OF SUBCONTRACTOR	CONSTRUCTOR OR DESIGNER	SUBCONTRACTOR LICENSE NUMBER	TYPE OF WORK	DOLLAR VALUE OF SUBCONTRACT (MUST BE FILLED OUT)	MBE, WBE, DBE, DVBE, OBE, ELBE, SLBE, SDB, WoSB, HUBZone, OR SDVOSB	WHERE CERTIFIED	CHECK IF JOINT VENTURE PARTNERSHIP
Name: <u>American Asphalt South, Inc.</u> Address: <u>1436 Santa Ana Ave.</u> City: <u>Fontana</u> State: <u>CA</u> Zip: <u>92337</u> Phone: <u>909-427-8276</u> Email: _____	Constructor	784969	Slurry Seal & crack seal	116,306.51			
Name: <u>YBS Concrete Inc.</u> Address: <u>301 Kuhn Cir. #204</u> City: <u>Chula Vista</u> State: <u>CA</u> Zip: <u>91914</u> Phone: <u>619-271-6122</u> Email: _____	Constructor	885270	Ramps, Curb, Gutter	31,690.00	SLBE	City of SD	

① As appropriate, Bidder shall identify Subcontractor as one of the following and shall include a valid proof of certification (except for OBE, SLBE and ELBE):

- |   |        |  |         |
|---|--------|--|---------|
| Certified Minority Business Enterprise        | MBE    | Certified Woman Business Enterprise            | WBE     |
| Certified Disadvantaged Business Enterprise   | DBE    | Certified Disabled Veteran Business Enterprise | DVBE    |
| Other Business Enterprise                     | OBE    | Certified Emerging Local Business Enterprise   | ELBE    |
| Certified Small Local Business Enterprise     | SLBE   | Small Disadvantaged Business                   | SDB     |
| Woman-Owned Small Business                    | WoSB   | HUBZone Business                               | HUBZone |
| Service-Disabled Veteran Owned Small Business | SDVOSB |  |         |

② As appropriate, Bidder shall indicate if Subcontractor is certified by:

- |  |        |  |          |
|--|--------|--|----------|
| City of San Diego                                    | CITY   | State of California Department of Transportation       | CALTRANS |
| California Public Utilities Commission               | CPUC   | San Diego Regional Minority Supplier Diversity Council | SRMSDC   |
| State of California's Department of General Services | CADoGS | City of Los Angeles                                    | LA       |
| State of California                                  | CA     | U.S. Small Business Administration                     | SBA      |

**The Bidder will not receive any subcontracting participation percentages if the Bidder fails to submit the required proof of certification.**

0.2860  
CW

**BIDDING DOCUMENTS**

**LIST OF SUBCONTRACTORS**

In accordance with the requirements provided in the "Subletting and Subcontracting Fair Practices Act", Division 2, Part 1, Chapter 4 of the Public Contract Code, the Bidder shall list below the name and address of each Subcontractor who will perform work, labor, render services or specially fabricates and installs a portion [type] of the work or improvement, in an amount in excess of 0.5% of the Contractor's total Bid. The Bidder shall also list below the portion of the work which will be done by each subcontractor under this Contract. The Contractor shall list only one Subcontractor for each portion of the Work. The **DOLLAR VALUE** of the total Bid to be performed shall be stated for all subcontractors listed. Failure to comply with this requirement shall result in the Bid being rejected as **non-responsive** and ineligible for award. The Bidder's attention is directed to the Special Provisions - General; Paragraph 2-3 Subcontracts, which stipulates the percent of the Work to be performed with the Bidders' own forces. The Bidder shall list all SLBE, ELBE, DBE, DVBE, MBE, WBE, OBE, SDB, WoSB, HUBZone, and SDVOSB Subcontractors that Bidders are seeking recognition towards achieving any mandatory, voluntary, or both subcontracting participation percentages.

Subcontractors' License Number must be filled in. Failure to provide the information specified may deem the bidder **non-responsive**.

NAME, ADDRESS AND TELEPHONE NUMBER OF SUBCONTRACTOR	CONSTRUCTOR OR DESIGNER	SUBCONTRACTOR LICENSE NUMBER	TYPE OF WORK	DOLLAR VALUE OF SUBCONTRACT (MUST BE FILLED OUT)	MBE, WBE, DBE, DVBE, OBE, ELBE, SLBE, SDB, WoSB, HUBZone, OR SDVOSB	WHERE CERTIFIED	CHECK IF JOINT VENTURE PARTNERSHIP
Name: <u>Payco Specialties, Inc.</u> Address: <u>1200 N. 2nd Ave.</u> City: <u>Chula Vista</u> State: <u>CA</u> Zip: <u>91910</u> Phone: <u>619-422-9204</u> Email: _____	Constructor	298637 B, C-32	Striping	7345.00	SLBE	City of SD	
Name: <u>PAH General Engineering Inc.</u> Address: <u>5374 East Oak Mall</u> City: <u>San Diego</u> State: <u>CA</u> Zip: <u>92121</u> Phone: <u>619-688-7100</u> Email: <u>info@palsd.com</u>	Constructor	916931	Pavement grind & overlay	98,741.92			

① As appropriate, Bidder shall identify Subcontractor as one of the following and shall include a valid proof of certification (except for OBE, SLBE and ELBE):

Certified Minority Business Enterprise	MBE	Certified Woman Business Enterprise	WBE
Certified Disadvantaged Business Enterprise	DBE	Certified Disabled Veteran Business Enterprise	DVBE
Other Business Enterprise	OBE	Certified Emerging Local Business Enterprise	ELBE
Certified Small Local Business Enterprise	SLBE	Small Disadvantaged Business	SDB
Woman-Owned Small Business	WoSB	HUBZone Business	HUBZone
Service-Disabled Veteran Owned Small Business	SDVOSB		

② As appropriate, Bidder shall indicate if Subcontractor is certified by:

City of San Diego	CITY	State of California Department of Transportation	CALTRANS
California Public Utilities Commission	CPUC	San Diego Regional Minority Supplier Diversity Council	SRMSDC
State of California's Department of General Services	CADoGS	City of Los Angeles	LA
State of California	CA	U.S. Small Business Administration	SBA

**The Bidder will not receive any subcontracting participation percentages if the Bidder fails to submit the required proof of certification.**

**BIDDING DOCUMENTS**

**LIST OF SUBCONTRACTORS**

In accordance with the requirements provided in the "Subletting and Subcontracting Fair Practices Act", Division 2, Part 1, Chapter 4 of the Public Contract Code, the Bidder shall list below the name and address of each Subcontractor who will perform work, labor, render services or specially fabricates and installs a portion [type] of the work or improvement, in an amount in excess of 0.5% of the Contractor's total Bid. The Bidder shall also list below the portion of the work which will be done by each subcontractor under this Contract. The Contractor shall list only one Subcontractor for each portion of the Work. The **DOLLAR VALUE** of the total Bid to be performed shall be stated for all subcontractors listed. Failure to comply with this requirement shall result in the Bid being rejected as **non-responsive** and ineligible for award. The Bidder's attention is directed to the Special Provisions - General; Paragraph 2-3 Subcontracts, which stipulates the percent of the Work to be performed with the Bidders' own forces. The Bidder shall list all SLBE, ELBE, DBE, DVBE, MBE, WBE, OBE, SDB, WoSB, HUBZone, and SDVOSB Subcontractors that Bidders are seeking recognition towards achieving any mandatory, voluntary, or both subcontracting participation percentages.

Subcontractors' License Number must be filled in. Failure to provide the information specified may deem the bidder **non-responsive**.

NAME, ADDRESS AND TELEPHONE NUMBER OF SUBCONTRACTOR	CONSTRUCTOR OR DESIGNER	SUBCONTRACTOR LICENSE NUMBER	TYPE OF WORK	DOLLAR VALUE OF SUBCONTRACT (MUST BE FILLED OUT)	MBE, WBE, DBE, DVBE, OBE, ELBE, SLBE, SDB, WoSB, HUBZone, OR SDVOSB	WHERE CERTIFIED	CHECK IF JOINT VENTURE PARTNERSHIP
Name: <u>TL Scanlon Construction</u> Address: <u>2528 Shalene Way</u> City: <u>Alhambra</u> State: <u>CA</u> Zip: <u>91801</u> Phone: <u>(619) 647-9007</u> Email: _____	Constructor	737925	Trench Paving, Concrete Structures, Storm Drain	490,150.00	ELBE	City of SD	
Name: <u>Acculine Survey Inc.</u> Address: <u>1919 Grand Ave, Ste 1G</u> City: <u>San Diego</u> State: <u>CA</u> Zip: <u>92109</u> Phone: <u>619-433-6666</u> Email: <u>acculinesurvey@shcglobal.net</u>	Constructor/ Designer	5717	Survey Services	34,450.00	SLBE	City of SD	

① As appropriate, Bidder shall identify Subcontractor as one of the following and shall include a valid proof of certification (except for OBE, SLBE and ELBE):

Certified Minority Business Enterprise	MBE	Certified Woman Business Enterprise	WBE
Certified Disadvantaged Business Enterprise	DBE	Certified Disabled Veteran Business Enterprise	DVBE
Other Business Enterprise	OBE	Certified Emerging Local Business Enterprise	ELBE
Certified Small Local Business Enterprise	SLBE	Small Disadvantaged Business	SDB
Woman-Owned Small Business	WoSB	HUBZone Business	HUBZone
Service-Disabled Veteran Owned Small Business	SDVOSB		

② As appropriate, Bidder shall indicate if Subcontractor is certified by:

City of San Diego	CITY	State of California Department of Transportation	CALTRANS
California Public Utilities Commission	CPUC	San Diego Regional Minority Supplier Diversity Council	SRMSDC
State of California's Department of General Services	CADoGS	City of Los Angeles	LA
State of California	CA	U.S. Small Business Administration	SBA

**The Bidder will not receive any subcontracting participation percentages if the Bidder fails to submit the required proof of certification.**

**BIDDING DOCUMENTS**

**NAMED EQUIPMENT/MATERIAL SUPPLIER LIST**

The Bidder seeking the recognition of equipment, materials, or supplies obtained from Suppliers towards achieving any mandatory, voluntary, or both subcontracting participation percentages shall list the Supplier(s) on the Named Equipment/Material Supplier List. The Named Equipment/Material Supplier List, at a minimum, shall have the name, locations (City) and the **DOLLAR VALUE** of the Suppliers. The Bidder will be credited up to 60% of the amount to be paid to the Suppliers for such materials and supplies unless vendor manufactures or substantially alters materials and supplies in which case 100% will be credited. The Bidder is to indicate (Yes/No) whether listed firm is a supplier or manufacturer. In calculating the subcontractor participation percentages, vendors/suppliers will receive 60% credit of the listed **DOLLAR VALUE**, whereas manufacturers will receive 100% credit. If no indication provided, listed firm will be credited at 60% of the listed dollar value for purposes of calculating the Subcontractor Participation Percentage, Suppliers will receive 60% credit of the listed **DOLLAR VALUE**, whereas manufacturers will receive 100% credit. If no indication provided, listed firm will be credited at 60% of the listed **DOLLAR VALUE** for purposes of calculating the subcontractor participation percentages.

NAME, ADDRESS AND TELEPHONE NUMBER OF VENDOR/SUPPLIER	MATERIALS OR SUPPLIES	DOLLAR VALUE OF MATERIAL OR SUPPLIES (MUST BE FILLED OUT)	SUPPLIER (Yes/No)	MANUFACTURER (Yes/No)	MBE, WBE, DBE, DVBE, OBE, ELBE, SLBE, SDB, WoSB, HUBZone, OR SDVOSB®	WHERE CERTIFIED®
Name: _____ Address: _____ City: _____ State: _____ Zip: _____ Phone: _____ Email: _____						
Name: _____ Address: _____ City: _____ State: _____ Zip: _____ Phone: _____ Email: _____						

① As appropriate, Bidder shall identify Vendor/Supplier as one of the following and shall include a valid proof of certification (except for OBE,SLBE and ELBE):

- |   |        |  |         |
|---|--------|--|---------|
| Certified Minority Business Enterprise        | MBE    | Certified Woman Business Enterprise            | WBE     |
| Certified Disadvantaged Business Enterprise   | DBE    | Certified Disabled Veteran Business Enterprise | DVBE    |
| Other Business Enterprise                     | OBE    | Certified Emerging Local Business Enterprise   | ELBE    |
| Certified Small Local Business Enterprise     | SLBE   | Small Disadvantaged Business                   | SDB     |
| Woman-Owned Small Business                    | WoSB   | HUBZone Business                               | HUBZone |
| Service-Disabled Veteran Owned Small Business | SDVOSB |  |         |

② As appropriate, Bidder shall indicate if Vendor/Supplier is certified by:

- |  |        |  |          |
|--|--------|--|----------|
| City of San Diego                                    | CITY   | State of California Department of Transportation       | CALTRANS |
| California Public Utilities Commission               | CPUC   | San Diego Regional Minority Supplier Diversity Council | SRMSDC   |
| State of California's Department of General Services | CADoGS | City of Los Angeles                                    | LA       |
| State of California                                  | CA     | U.S. Small Business Administration                     | SBA      |

**The Bidder will not receive any subcontracting participation percentages if the Bidder fails to submit the required proof of certification.**



**BIDDING DOCUMENTS**

**SUBCONTRACTORS ADDITIVE/DEDUCTIVE ALTERNATE (USE ONLY WHEN ADDITIVE ALTERNATES ARE REQUIRED)**

Bidder shall list all Subcontractors described in the Bidder's *Base Bid* whose percentage of work will increase or decrease if alternates are selected for award. Bidder shall also list additional Subcontractors not described in the Bidder's *Base Bid* who, as a result of the alternates, will perform work or labor, or render services, or specially fabricate and install a portion [type] of work or improvements in an amount in excess of 0.5%. The Bidder shall list all SLBE, ELBE, DBE, DVBE, MBE, WBE, OBE, SDB, WoSB, HUBZone, and SDVOSB Subcontractors that Bidders are seeking recognition towards achieving any mandatory, voluntary, or both subcontracting participation percentages.

Subcontractors' License Number must be filled in. Failure to provide the information specified may deem the bidder **non-responsive**.

ADDITIVE/DEDUCTIVE ALTERNATE	NAME, ADDRESS AND TELEPHONE NUMBER OF SUBCONTRACTOR	CONSTRUCTOR OR DESIGNER	SUBCONTRACTOR LICENSE NUMBER	TYPE OF WORK	DOLLAR VALUE OF SUBCONTRACT (MUST BE FILLED OUT)	MBE, WBE, DBE, DVBE, OBE, ELBE, SLBE, SDB, WoSB, HUBZone, OR SDVOSB <sup>ⓐ</sup>	WHERE CERTIFIED <sup>ⓑ</sup>	CHECK IF JOINT VENTURE PARTNERSHIP
	Name: _____ Address: _____ City: _____ State: _____ Zip: _____ Phone: _____ Email: _____							
	Name: _____ Address: _____ City: _____ State: _____ Zip: _____ Phone: _____ Email: _____							

ⓐ As appropriate, Bidder shall identify Subcontractor as one of the following and shall include a valid proof of certification (except for OBE, SLBE and ELBE):

- |   |        |  |         |
|---|--------|--|---------|
| Certified Minority Business Enterprise        | MBE    | Certified Woman Business Enterprise            | WBE     |
| Certified Disadvantaged Business Enterprise   | DBE    | Certified Disabled Veteran Business Enterprise | DVBE    |
| Other Business Enterprise                     | OBE    | Certified Emerging Local Business Enterprise   | ELBE    |
| Certified Small Local Business Enterprise     | SLBE   | Small Disadvantaged Business                   | SDB     |
| Woman-Owned Small Business                    | WoSB   | HUBZone Business                               | HUBZone |
| Service-Disabled Veteran Owned Small Business | SDVOSB |  |         |

ⓑ As appropriate, Bidder shall indicate if Subcontractor is certified by:

- |  |        |  |          |
|--|--------|--|----------|
| City of San Diego                                    | CITY   | State of California Department of Transportation       | CALTRANS |
| California Public Utilities Commission               | CPUC   | San Diego Regional Minority Supplier Diversity Council | SRMSDC   |
| State of California's Department of General Services | CADoGS | City of Los Angeles                                    | LA       |
| State of California                                  | CA     | U.S. Small Business Administration                     | SBA      |

**The Bidder will not receive any subcontracting participations percentages if the Bidder fails to submit the required proof of certification.**