



THE CITY OF SAN DIEGO

March 1, 2012

Mr. David W. Gibson, Executive Officer
California Regional Water Quality Control Board
9174 Sky Park Court, Suite 100
San Diego, CA 92123

Attention: Pretreatment Coordinator

Dear Mr. Gibson:

Subject: Board Order No. R9-2009-0001, NPDES Permit No. CA0107409
CY2011 Pretreatment Annual Report for the Pt Loma POTW

The San Diego Metropolitan Wastewater Pretreatment Program Annual Report for calendar year 2011, due March 1, 2012, is hereby submitted in accordance with the requirements of NPDES Permit No. CA0107409, adopted by the Regional Water Quality Control Board on June 10, 2009 and issued by the U.S. Environmental Protection Agency on June 16, 2010. Because flows from industries tributary to the South Bay Water Reclamation Plant can be diverted to the Pt Loma POTW, this Report also includes data for industries tributary to the South Bay Water Reclamation Plant and Ocean Outfall. The City is committed to protecting public health and the environment through a program of environmental management, which includes source control, wastewater treatment, an improved ocean outfall, and extensive monitoring. One key element of the program is an aggressive pretreatment and pollution prevention program to minimize toxic discharges to the sewerage system. This report includes a summary of Pretreatment Program activities and accomplishments throughout jurisdictions tributary to the Metropolitan Sewerage



Industrial Wastewater Control Program • Metropolitan Wastewater

9192 Topaz Way • San Diego, CA 92123-1119

Tel (858) 654-4100 Fax (858) 654-4110



Page 2
Mr. David W. Gibson, Executive Officer
March 1, 2012

System, which includes the Point Loma Wastewater Treatment Plant and the North City and South Bay Water Reclamation Plants.

Should you have any questions concerning the information provided herein, or wish to meet with City staff to discuss the report in detail, please contact me at (619) 758-2300.

Sincerely,



Steve Meyer
Deputy Public Utilities Director

BLS:

Enclosure: CD containing PDF file of Report

cc: Keith Silva, Pretreatment Coordinator, EPA Region IX
Regulatory Unit, Water Quality Div., State Water Resources Control Board
Roger Bailey, Director of Public Utilities, City of San Diego (w/o enclosures)
Ann Sasaki, Asst. Director of Public Utilities, City of San Diego (w/o enclosures)
Barbara Sharatz, Pretreatment Program Manager, City of San Diego
File

POTW PRETREATMENT ANNUAL REPORT

COVER SHEET

NPDES Permit Holder or Sewer Authority Name: City of San Diego
Report Date: March 1, 2012
Period Covered by This Report: January 1, 2011 to December 31, 2011
Period Covered by Previous Report: January 1, 2010 to December 31, 2010

<u>Name of Wastewater Treatment Plant(s)</u>	<u>NPDES Permit Number</u>
Point Loma Wastewater Treatment Plant	CA 0107409

Person to contact concerning information contained in this report:

Name: Barbara Sharatz
Title: Industrial Wastewater Control Program Manager
Mailing Address: 9192 Topaz Way, MS 901D
San Diego, CA 92123-1119
Telephone No.: (858) 654-4106

I have personally examined and am familiar with the information submitted in this document and attachments. Based upon my inquiry of those individuals immediately responsible for obtaining the information reported herein, I believe that the submitted information is true, accurate, and complete. I am aware that there are significant penalties for submitting false information, including the possibility of fine and imprisonment.

3/29/12
Date


Steve Meyer

Deputy Public Utilities Director
Title

BLS:bjl

PRETREATMENT ANNUAL REPORT

PCS Data Entry Form

PPS1

POTW NAME: City of San Diego EW Blom Point Loma Metropolitan Wastewater Treatment Plant
Includes Industrial Users tributary to the City of San Diego South Bay Water Reclamation Plant and Ocean Outfall

NPDES Permit #: CA0107409 and CA0109045

Period Covered By This Report: 01/01/11 (PSSD) 12/31/11(PSED)
Start Date End Date

Number of Significant Industrial Users in SNC With Pretreatment Compliance Schedule: 0 (SSNC)

Number of Notices of Violation and Administrative Orders Issued Against Significant Industrial Users: 154 (FENF)

Number of Civil & Criminal Judicial Actions Against Significant Industrial Users: 0 (JUDI)

Number of Significant Industrial Users With Significant Violations Published: 8 (SVPU)

Number of Industrial Users From Which Penalties Have Been Collected: 0 (IUPN)



THE CITY OF SAN DIEGO

**E.W. BLOM POINT LOMA
METROPOLITAN WASTEWATER TREATMENT PLANT
ANNUAL PRETREATMENT REPORT**

NPDES PERMIT No. CA 0107409
SDRWQCB ORDER No. R9-2009-0001

JANUARY 1 – DECEMBER 31, 2011



Environmental Monitoring and Technical Services
Public Utilities Department
2392 Kincaid Road • Mail Station 45A • San Diego, CA 92101
Tel (619) 758-2310 • Fax (619) 758-2309



TABLE OF CONTENTS

	Page
Chapter 1: Executive Summary	
Summary	1-1
1.1 Introduction	1-2
1.2 Program Effectiveness	1-3
1.3 Program Summary	1-3
Chapter 2: Program Structure	
2.1 Program Jurisdiction	2-1
2.2 Program Organization	2-1
Area Map	2-2
2.3 Personnel and Budget	2-5
2.4 Changes and Developments	2-5
2.5 Household Hazardous Waste Program	2-6
2.6 Storm Water Pollution Prevention Program	2-7
2.7 Storm Water Diversion Systems	2-7
2.8 Pretreatment Program History	2-8
Chapter 3: Discharge Permits	
3.1 Introduction	3-1
3.2 Permit Authority	3-1
3.3 Permit Classification	3-1
3.4 Significant Industrial Users	3-3
3.5 Identification of Industrial Users	3-3
3.6 SIU Permit Requirements	3-4
3.7 Program Active Permits	3-4
3.8 Program SIU Permits	3-6
3.9 Changes in Point Loma SIU Inventory	3-7
3.10 Baseline Monitoring Reports (BMRs)	3-8
3.11 Distribution of Permits and Industrial Flows	3-9
3.12 Program Inspection and Monitoring Requirements	3-10

TABLE OF CONTENTS (Continued)

	Page
3.13 Industrial Waste Laboratory (IWL)	3-11
3.14 Summary of Routine Sampling and Inspection Statistics	3-11
3.15 Trucked Waste Permits	3-12
 Chapter 4: Enforcement	
4.1 Introduction	4-1
4.2 Annual SIU Compliance Statistics	4-1
4.3 Annual SIU Compliance Status Report Summary	4-2
4.4 Publication of Industries in SNC	4-3
4.5 Non-Compliance Fees/Penalties	4-4
4.6 Enforcement Actions by Type	4-4
4.7 Enforcement Summaries	4-5
4.8 Pollution Prevention Plans	4-8
 Chapter 5 Industrial Pollutant Discharges	
5.1 Introduction	5-1
5.2 Point Loma Influent/Effluent Metals Trends	5-1
5.3 Point Loma Treatment Plant Monitoring	5-1
5.4 Point Loma Influent and Effluent Analytical Results	5-7
5.5 Sludge Disposal Methods	5-24

LIST OF TABLES

		Page
2.1-1	Discharge Area/Agency	2-1
2.5-1	HHW Services by Member Agencies	2-6
3.6-1	Local Discharge Limits	3-4
3.7-1	Active Permit Count 1990-2011	3-5
3.8-1	SIU Permit Count 1990-2011	3-6
3.9-1	Changes in SIU Inventory 2011	3-7
3.10-1	Baseline Monitoring Reports	3-8
3.11-1	Distribution of Permits and Industrial Waste Flow	3-9
3.11-2	Discharge Area/Agency	3-10
3.15-1	Trucked Waste Dischargers	3-12
3.15-2	Trucked Industrial Waste Discharges by Type	3-13
4.2-1	Compliance Status Summary for SIUs	4-2
4.4-1	Notice of SNC with Sewer Discharge Requirements	4-3
4.5-1	Non-Compliance Fees and Penalties Summary	4-4
4.6-1	Compliance Orders – CY2011	4-5
4.6-2	Administrative Penalty Orders	4-5
4.7-1	Enforcement Actions Summary	4-5
5.3-1	Influent Heavy Metals	5-6
5.3-2	Effluent Heavy Metals	5-6

LIST OF REPORTS

	Page
SIUs discharging under a BMR	3-14
SIU Regulated Parameters	3-16
SIU Category, Process, and Pretreatment Technology	3-46
Inspections Performed	3-59
Non SIU Permits	3-63
Groundwater Permits	3-71
Trucked Waste Permits	3-73
Dry Cleaner BMPs	3-77
Silver BMPs	3-81
Annual SIU Compliance Status	4-9
SIU NOV Summary for 2011	4-24
NonSIU NOV Summary for 2011	4-29
Sampling – SIUs Discharging to Point Loma	4-34
TTO Sampling at SIUs	4-62
Analytical Methods Used by the IWL	4-64

LIST OF REPORTS (Continued)

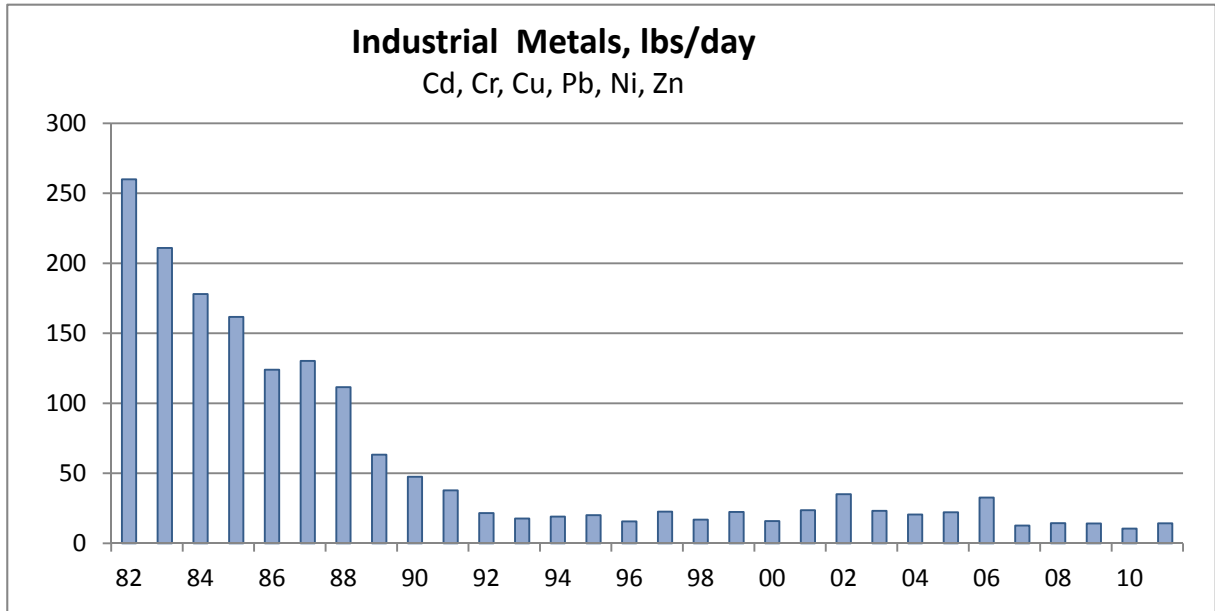
	Page
Point Loma Treatment Plant Monitoring:	
Trace Metals	5-7
Ammonia-Nitrogen and Total Cyanide	5-9
Radioactivity	5-9
Chlorinated Pesticides	5-10
Organophosphorus Pesticides	5-12
Tributyl Tin	5-12
BNAs - Acid Extractables	5-13
BNAs - Base/Neutrals	5-14
VOCs	5-16
Dioxin & Furan	5-18
Additional Parameters	5-22

LIST OF FIGURES

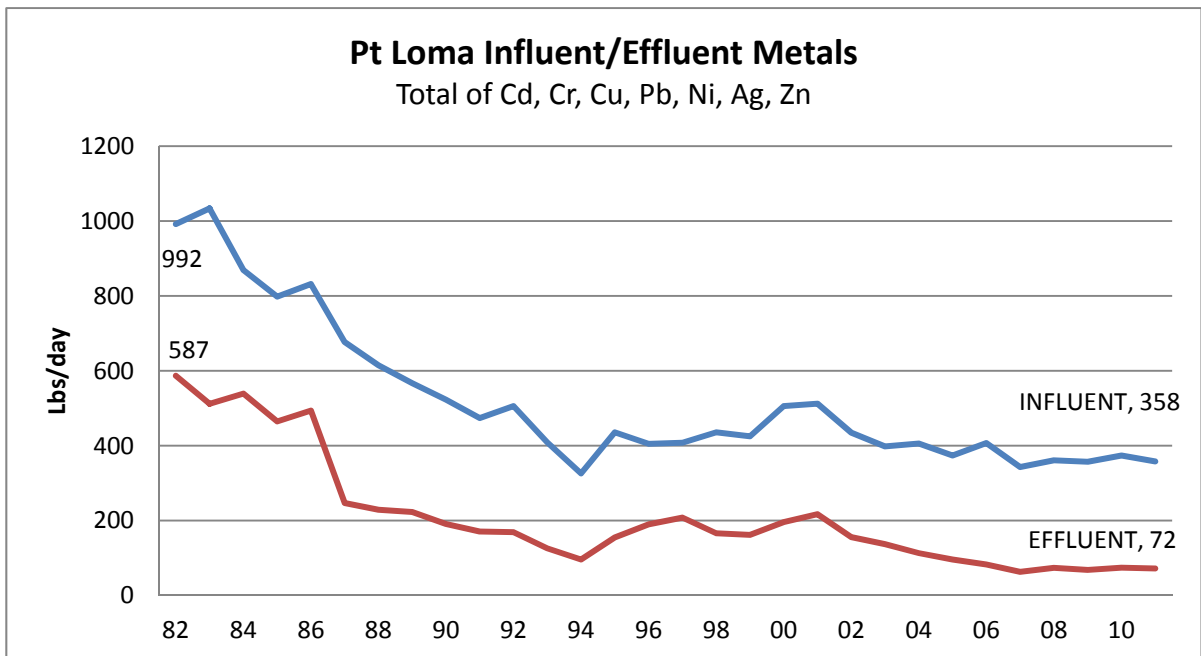
	Page
2.2-1 Industrial Wastewater Control Program Org Chart	2-3
2.2-2 Industrial Waste Lab Org Chart	2-4
5.2-1 Total Metals : Trend 1982-2011	5-2
5.2-2 Cadmium : Trend 1982-2011	5-2
5.2-3 Chromium : Trend 1982-2011	5-3
5.2-4 Copper : Trend 1982-2011	5-3
5.2-5 Lead : Trend 1982-2011	5-4
5.2-6 Nickel : Trend 1982-2011	5-4
5.2-7 Silver : Trend 1982-2011	5-5
5.2-8 Zinc : Trend 1982-2011	5-5

EXECUTIVE SUMMARY

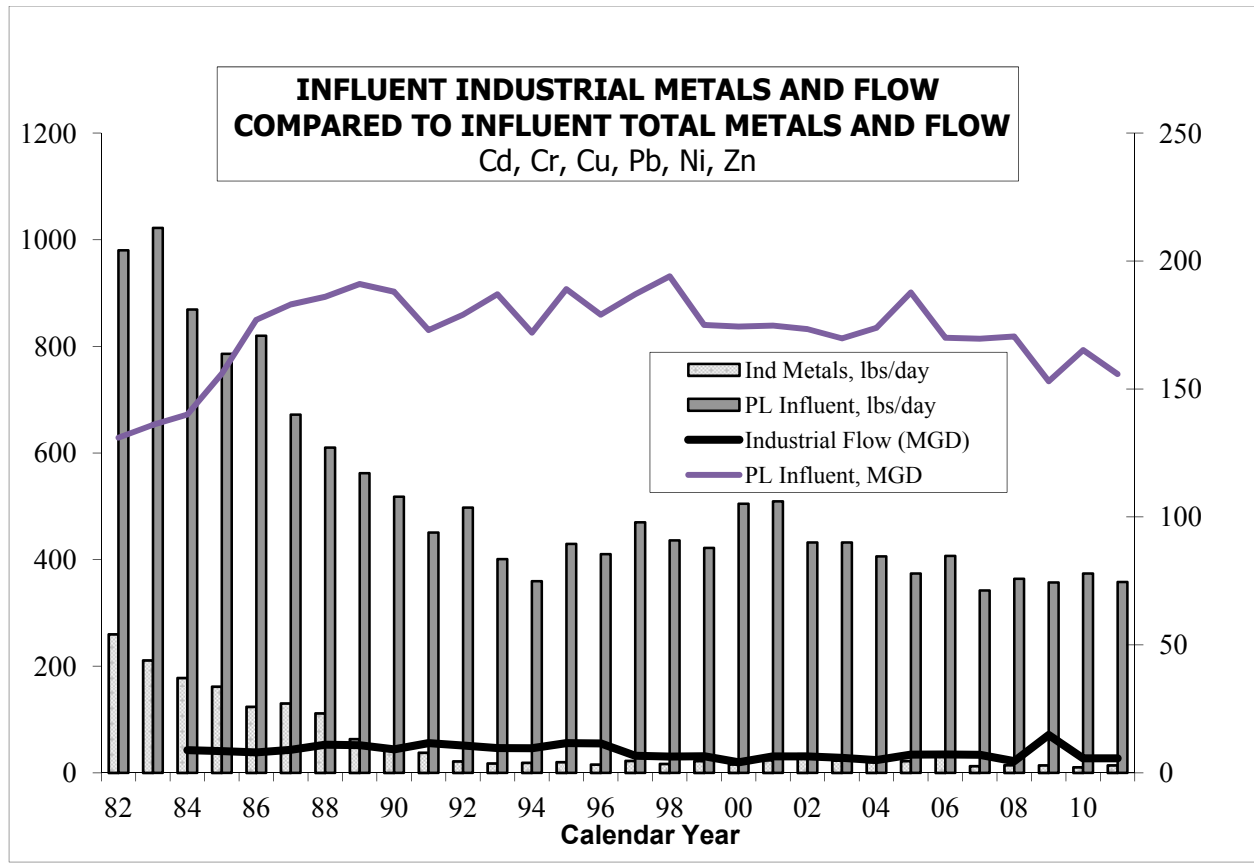
- In CY2011, average daily industrial discharges of heavy metals into the collection system were reduced by 95% from levels experienced prior to Program approval in 1982.



- Long-term trends of treatment plant influent and effluent loadings of potentially toxic heavy metal pollutants are shown below.



- There were no pass-through or interference incidents attributed to industrial discharges in CY2011.



Industrial metals loadings constituted 26.5% of the total metals discharged to Point Loma in 1982, when the Industrial Wastewater Control Program was implemented. As a result of Program efforts, industrial metals loadings have decreased by 95%, and now constitute approximately 4.0 % of the total metals discharged to the Point Loma Treatment Plant.
Note: The industrial loadings and statistics exclude 5.4 lbs/day of copper in sanitary discharges from navy ships, which has been determined to originate from seawater corrosion of shipboard copper piping and not from industrial operations. Where there is no federal limit, metals loadings from discharges that are below domestic/commercial background screening level concentrations are also excluded from the industrial loadings.

1.1 INTRODUCTION

The City of San Diego is committed to protecting public health and the environment through a program of environmental management which includes pollution prevention, industrial pretreatment, chemically enhanced primary waste treatment, an improved ocean outfall, and extensive monitoring. A key element of this program is an aggressive pretreatment and pollution prevention program to minimize toxic discharges to the sewerage system. The City's federally-approved source control program consists of: 1) an industrial wastewater discharge permit system to establish industrial discharge limits and requirements; 2) periodic facility inspections and unannounced sampling; 3) effective enforcement procedures to deter violations and bring non-compliant dischargers back into compliance with discharge standards and requirements, and; 4) industrial user guidance and permit conditions designed to encourage pollution prevention and waste minimization.

1.2 PROGRAM EFFECTIVENESS

- Since 1982, while the average daily wastewater flow into the Pt Loma Treatment Plant has increased by approximately 19%, the total mass of heavy metals entering the Metro collection system has decreased by nearly 64%.
- Since federal approval of the Program in 1982, average metal loadings contributed by industrial sources have decreased by nearly 95%. Whereas in 1982, industrial discharges of metals constituted nearly 27% of the Cadmium, Chromium, Copper, Lead, Nickel, and Zinc discharged to the system, today industrial loadings constitute less than 4% of the total metals discharged to the system.
- San Diego's sludge qualifies as "exceptionally clean" under the criteria set forth in 40 CFR Part 503, attesting to the effectiveness of the City's source control program and providing maximum options for beneficial reuse of the sludge.

1.3 PROGRAM SUMMARY - CY2011

- During CY2011 the program administered 94 SIU permits, covering 122 outfalls and monitored at 156 sample points. Eight outfalls at 8 facilities were in SNC during the year resulting in a Program Significant Non-Compliance Rate for CY2011 of 6.6% (8 of 122 outfalls).
- As of December 31, 2011, the Program administered 80 SIU permits and 1332 additional control mechanisms, including 294 Class 2 and 3 permits, 114 Hauled Waste permits, 40 Groundwater Discharge permits, and 890 Best Management Practice Discharge Authorizations, covering targeted commercial sectors. The Program also performs annual inspections at 34 additional facilities with processes subject to federal pretreatment standards that either operate as stand-alone R&D facilities, or have zero discharge of regulated waste streams to sewer to confirm continuing non-regulated status.
- During CY2011, 697 inspections were conducted, including 121 SIU pretreatment compliance inspections, 453 Source Control inspections, 12 rainwater diversion inspections, 58 sewer surcharge inspections, and 53 storm water compliance inspections; 2392 unannounced sampling visits were conducted; 5555 industry samples were collected by the Industrial Laboratory for analyses; and 18,773 pollutant analyses were performed. In addition, 3237 industry self-monitoring samples and 1167 BMP self-certifications were received and reviewed to evaluate compliance.
- During CY2011, 288 Notices of Violation were issued to industries for exceeding discharge limits or failing to comply with permit conditions; 154 of these were issued to SIUs. No new formal enforcement actions, including Administrative Penalty Orders and Compliance Orders, were issued. Non-compliance fees in the amount of \$22,238 and no penalties were collected.
- The CY2011 annual publication list of 8 Significant Industrial Users in SNC is based on compliance determinations for the entire year.
- The 14th Annual Local Limits Re-evaluation submitted July 1, 2011, confirms that the local limits developed in 1996 remain technically justified and sufficient to protect the POTW and the environment.

CHAPTER 2 – PROGRAM STRUCTURE

2.1 PROGRAM JURISDICTION

The Metropolitan Industrial Wastewater Control Program (IWCP) administers the pretreatment program in the City of San Diego (Map areas 1 – 12) and in 15 participating agencies contributing to the Metropolitan Sewerage System. Table 2.1-1 lists the areas served; Figure 2.1-1 shows the areas geographically.

Table 2.1-1 DISCHARGE AREA / AGENCY BY AREA NUMBER			
Area	Description	Area	Description
01	¹ SD: Rancho Bernardo	14	City of Coronado
02	SD: Sorrento Valley & Torrey Pines	15	City of Del Mar
03	SD: Miramar, Mira Mesa, Scripps Ranch	16	City of El Cajon
04	SD: Mission Bay, Pacific Beach, La Jolla	17	City of Imperial Beach
05	SD: Clairemont Mesa	18	City of La Mesa
06	SD: Kearny Mesa	19	City of National City
07	SD: Mission Gorge	20	City of Poway
08	SD: Point Loma, Lindberg Field	21	Santee/Padre Dam Municipal Water District
09	SD: North Downtown	22	City of Lemon Grove
10	SD: East San Diego	32	Alpine Sanitation District
11	SD: South Downtown	33	Lakeside Sanitation District
12	SD: San Ysidro, Otay Mesa	34	Spring Valley Sanitation District
13	City of Chula Vista	35	Winter Gardens Sewer Maintenance District
		36	East Otay Mesa Sewer Maintenance District

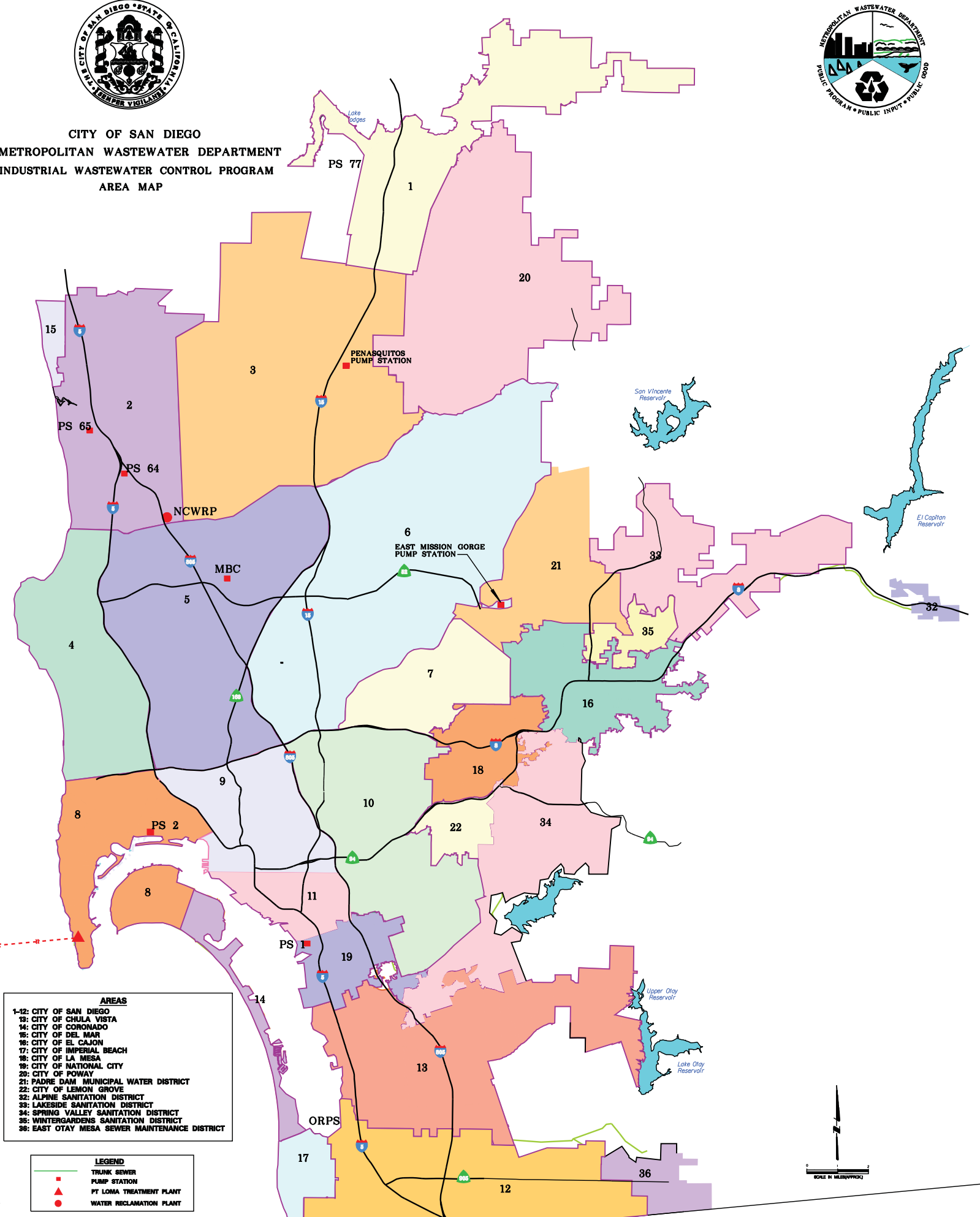
¹ All flows from the Rancho Bernardo area of San Diego are treated by the Hale Avenue Treatment Plant, which is owned and operated by the City of Escondido. With the exception of parts of areas 12 and 36, which are in part diverted to the South Bay Water Reclamation Plant, the remaining areas are tributary to the City's Point Loma Wastewater Treatment Plant. Permitted flows in some areas include significant volumes of construction dewatering and groundwater remediation

2.2 PROGRAM ORGANIZATION

The IWCP is part of the Environmental Monitoring and Technical Services Division of the Metropolitan Wastewater Department of the City of San Diego. The IWCP consists of two operational sections: Industrial Permits and Compliance, and the Industrial Waste Laboratory. See Figures 2.2-1 and 2.2-2 below for organizational charts for each section.

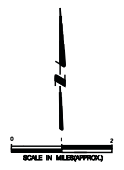


CITY OF SAN DIEGO
 METROPOLITAN WASTEWATER DEPARTMENT
 INDUSTRIAL WASTEWATER CONTROL PROGRAM
 AREA MAP



- AREAS**
- 1-12: CITY OF SAN DIEGO
 - 13: CITY OF CHULA VISTA
 - 14: CITY OF CORONADO
 - 15: CITY OF DEL MAR
 - 16: CITY OF EL CAJON
 - 17: CITY OF IMPERIAL BEACH
 - 18: CITY OF LA MESA
 - 19: CITY OF NATIONAL CITY
 - 20: CITY OF POWAY
 - 21: PADRE DAM MUNICIPAL WATER DISTRICT
 - 22: CITY OF LEMON GROVE
 - 32: ALPINE SANITATION DISTRICT
 - 33: LAKESIDE SANITATION DISTRICT
 - 34: SPRING VALLEY SANITATION DISTRICT
 - 35: WINTERGARDENS SANITATION DISTRICT
 - 36: EAST OTAY MESA SEWER MAINTENANCE DISTRICT

- LEGEND**
- TRUNK SEWER
 - PUMP STATION
 - ▲ PT LOMA TREATMENT PLANT
 - WATER RECLAMATION PLANT



RRAD\A\BASE\MW\IND02.DWG 12/10/05 ecb

**Figure 2.2-1
PUBLIC UTILITIES DEPARTMENT / WASTEWATER BRANCH
ENVIRONMENTAL MONITORING AND TECHNICAL SERVICES DIVISION
INDUSTRIAL WASTEWATER CONTROL PROGRAM: December 2011**

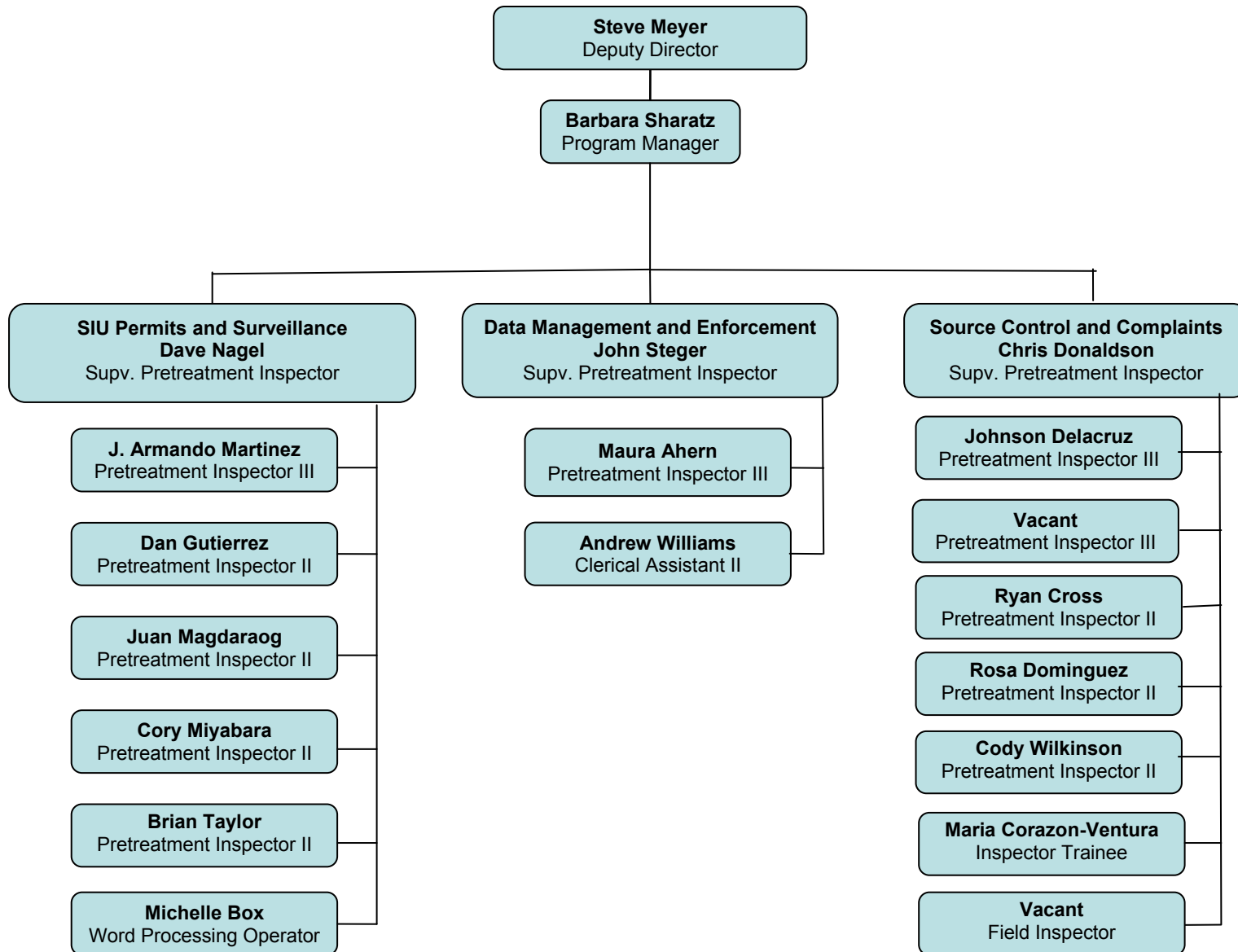
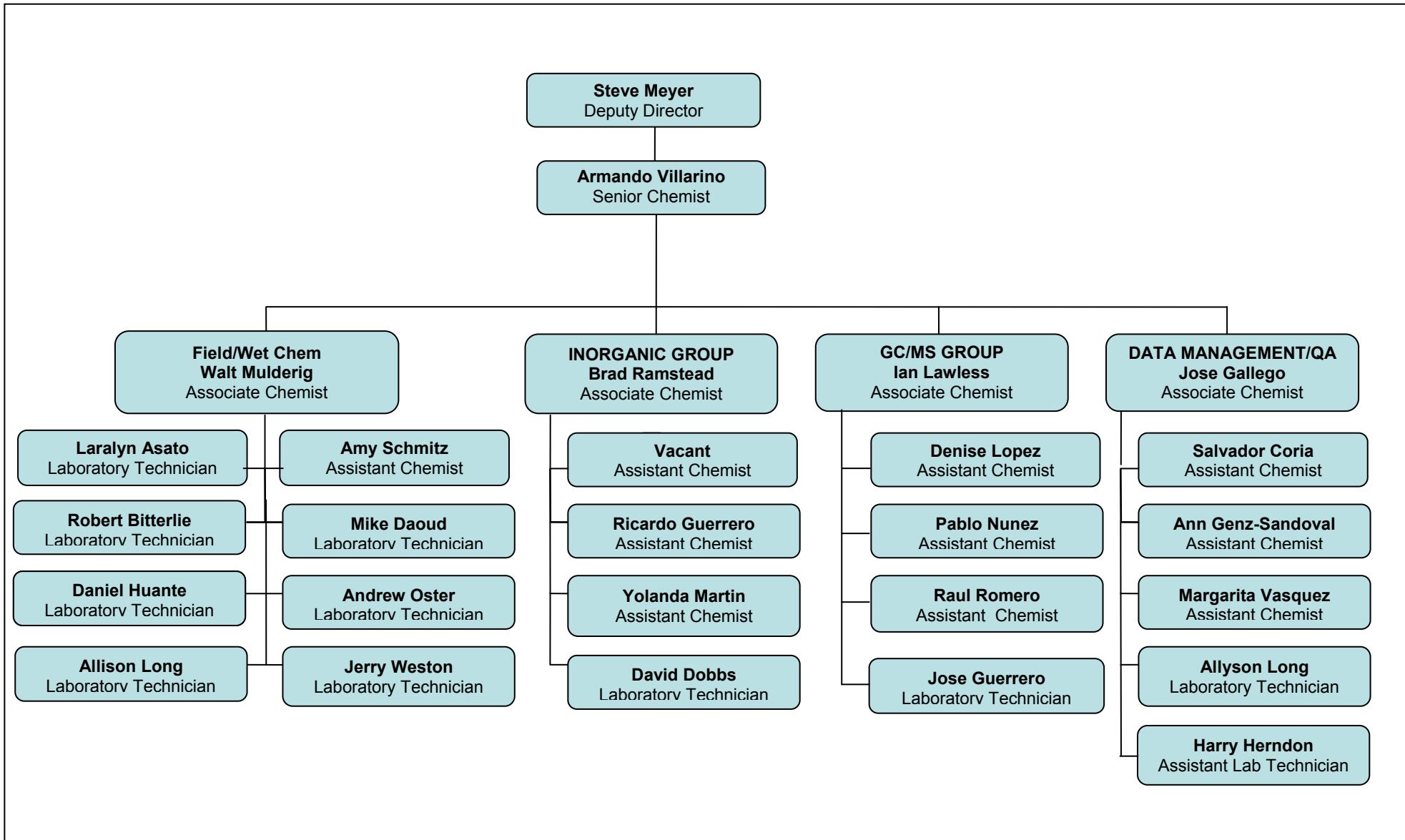


Figure 2.2-2
PUBLIC UTILITIES DEPARTMENT / WASTEWATER BRANCH
ENVIRONMENTAL MONITORING AND TECHNICAL SERVICES DIVISION
INDUSTRIAL WASTE LABORATORY: December 2011



2.3 PERSONNEL AND BUDGET

Metropolitan Industrial Wastewater Control Program budgeted positions and monies for FY2011 are summarized below:

<u>Section</u>	<u># Positions</u>	<u>Budget</u>	
IW Permits and Compliance	19	Personnel	\$1,902,327
		Non-personnel	118,712
		Capital Outlay	<u>-0</u>
		Subtotal	\$2,021,039
IW Laboratory	25	Personnel	\$2,337,418
		Non-personnel	356,599
		Capital Outlay	<u>87,917</u>
		Subtotal	<u>\$2,781,934</u>
		TOTAL	\$4,802,973

The following regulatory training was received by the inspection staff in CY11.

Date	Class Title	# hours / person	# Attendees	Total Cost
15-Nov- 2011	Industrial / Commercial Storm Water Compliance Inspection Training	2.0	12	-0-
11-Oct- 2011	Fall Classic: Includes HazMat Handler and Hazard Communications Refresher , ISO Awareness/ Environmental Impact/ Storm Water BMPs for the POTW	8.0	12	-0-

2.4 PROGRAM NOTES: CHANGES AND DEVELOPMENTS - CY2011

During CY2011, there were no significant changes in operating the pretreatment program from the previous year including, but not limited to, changes concerning the program's administrative structure, local limits, monitoring program or monitoring frequencies, legal authority, enforcement policy, or funding levels.

2.5

HOUSEHOLD HAZARDOUS WASTE PROGRAM

The City of San Diego Environmental Services Department, Public Utilities Department, and Storm Water Department jointly finance a Household Hazardous Waste (HHW) collection program designed to reduce the introduction of pollutants from non-point sources into sewers, storm drains, and municipal landfills. The City’s permanent household hazardous waste collection facility at the Miramar Landfill is open to City of San Diego residents on Saturdays excluding holidays (such as Thanksgiving and Christmas weekends); an appointment and proof of residency is required. The City’s program also sponsors seven to eight auto product recycling events per year, coordinates and advertises commercial locations that accept auto products for recycling, and conducts public outreach activities at schools, businesses, and community groups. Each contributing agency has also implemented a strategy for handling household hazardous wastes originating within its jurisdiction.

Table 2.5-1 HHW SERVICES BY MEMBER AGENCIES (July 1, 2010 – June 30, 2011)		
JURISDICTION	COLLECTION SERVICE	HOTLINE/EDUCATION SERVICE (Yes or No)
Chula Vista	Chula Vista Regional HHW Facility Door-to-Door Collection for Seniors/Disabled Curbside Used Oil and Filter Collection	Yes
Coronado	Coronado HHW Facility Door-to-Door Collection for Seniors/Disabled Curbside Used Oil and Filter Collection	Yes
El Cajon	El Cajon HHW Facility Curbside Used Oil and Filter Collection	Yes
Imperial Beach	Chula Vista Regional HHW Facility Door-to-Door Collection for Seniors/Disabled Curbside Used Oil and Filter Collection	Yes
La Mesa	La Mesa HHW Facility Door-to-Door Collection for Seniors/Disabled	Yes
Lemon Grove	La Mesa HHW Facility Door-to-Door Collection for Seniors/Disabled	Yes
National City	Chula Vista Regional HHW Facility Door-to-Door Collection for Seniors/Disabled	Yes
Poway	Escondido, Poway, Vista HHW Facilities Door-to-Door Collection for Seniors/Disabled	Yes
San Diego*	San Diego HHW Facility Auto Product Recycling Events Door-to-Door Collection for Seniors/Disabled	Yes
Santee	El Cajon HHW Facility Poway HHW Facility	Yes
County of San Diego - Unincorporated Areas**	El Cajon and Ramona HHW Facilities Temporary HHW Collection Events Door-to-Door Collection for Seniors/Disabled	Yes

* **City of San Diego** includes communities such as La Jolla, Mira Mesa, Normal Heights, North Park, Otay Mesa, Pt. Loma, Rancho Bernardo, Rancho Penasquitos, and San Ysidro.

** Unincorporated Areas include communities such as Alpine, Lakeside, Wintergardens, and Spring Valley.

2.6 STORM WATER POLLUTION PREVENTION PROGRAM

The City's Community Programs Department operates the Storm Water Pollution Prevention Program (SWPPP) to regulate discharges to the storm water conveyance system, and to perform periodic monitoring of urban runoff during dry weather. The storm water code enforcement unit investigates alleged illegal discharges and takes enforcement action against violators of the Storm Water Management and Discharge Control ordinance (SDMC 43.03). During CY2011 the Industrial Wastewater Control Program assisted the Storm Water Pollution Prevention Program by performing 57 industrial storm water compliance inspections in the City of San Diego, including 16 Storm Water Pollution Prevention Plan reviews, and providing findings to the Storm Water Pollution Prevention Program.

2.7 DESCRIPTION OF PROGRAM TO QUANTIFY, CHARACTERIZE, REGULATE, AND TREAT FLOW FROM LOW-FLOW URBAN RUNOFF DIVERSION SYSTEMS AND 'FIRST FLUSH' INDUSTRIAL STORMWATER DIVERSION SYSTEMS THAT ARE ROUTED TO THE SANITARY SEWER COLLECTION SYSTEM

2.7-1: Municipal Low Flow Storm water Diversion Systems

Waste streams originating in storm drains tributary to City of San Diego low flow diversion structures have been monitored to characterize the pollutants loads and ensure that the City's collection and treatment facilities will not be harmed by the pollutants in the accepted storm water. Low flow diversion systems are controlled by sensors that automatically shut the diversions off during rain events to protect the collection system and treatment facilities from hydraulic overloads.

Analytical results have established that the pollutant loadings will not interfere with or pass through the treatment plant; therefore existing plant processes are sufficient to treat the additional loads contributed as a result of the low flow diversions. In addition, operational experience has demonstrated that the automatic controls have effectively prevented any hydraulic impacts on the collection or treatment system.

The City is working with Metro participating agencies to ensure any low flow diversion systems they may install conform to these same standards and provide the same levels of collection system and treatment plant protection.

2.7-2: "First Flush" Industrial Storm water Diversion Systems

In recognition of the fact that there may be situations where runoff from industrial or commercial facilities may not meet Regional Board discharge standards, the City has worked with industrial facilities to provide for capture and discharge to the sewer of first flush storm water runoff where it is clearly demonstrated that the pollutant and/or hydraulic load will not negatively affect the collection or treatment system.

The industry is required to provide information about the tributary area, diversion mechanism, capture and holding facilities, and expected pollutants, and must demonstrate adequate discharge controls prior to receiving authorization for discharge. In general, facilities must capture and hold storm water and may discharge it to sewer no sooner than twenty-four hours after the end of the last rain event. Careful evaluation of analytical data for proposed discharges, determination of available line capacity, and review of proposed discharge controls ensures that the industrial first flush discharges will not negatively impact the collection system or the treatment facilities.

2.8 PRETREATMENT PROGRAM HISTORY

Industrial wastewater control activities were initiated by the City in the late 1960s and informally continued through the 1970s. Sewerage service contracts with the Metro agencies were adopted in 1960 and later became the basis for participation of the Metro Agencies in the Metropolitan Industrial Wastewater Control Program (IWCP), approved by EPA in 1982.

- 1981 Industrial Survey conducted, building on work of 1970s.
- 1981-2 Consultants develop Program structure and procedures; submit to EPA for approval.
- 1982 Program formally approved by EPA on July 1, 1982.
- 1983 IW Ordinance, permit fees and trucked waste fees approved by City Council.
- 1983-5 # permits 300 in 1983 to 1200+ in 1985. Compliance conferences with IUs.
- 1985 NOVs initiated. Program audit by EPA, SWRCB, and RWQCB results in findings of excellent data management, knowledgeable staff, and good procedures for permitting, inspecting, and sampling; need for stronger legal authority in Municipal Code and with contract agencies.
- 1986 First Annual Pretreatment Report.
- 1987 First Pretreatment Compliance Inspection (PCI) by SWRCB. First Enforcement Response Plan developed. Interjurisdictional Agreements (IJAs) with Metro Agencies initiated.
- 1988 PCI by RWQCB results in no required Program actions.
- 1989 Estimated capital investment in pretreatment equipment by industries in the San Diego service region exceeds \$20 million.
- 1990-1 Consent Decree, EPA trial in federal court for secondary treatment, and Administrative Order.
- 1991-2 Program audit by EPA, SWRCB, and RWQCB in March 1991 followed by a Pretreatment Program Evaluation (PPE) from May 1991 through August 1992.
- 1992 Technical fact sheets initiated, sampling frequencies modified to comply with PPE recommendations.
- 1993 Administrative Order issued to Program incorporating Consent Decree and PPE recommendations. All AO requirements completed by due dates, including fact sheets completed, SIU permits reissued, and Enforcement Response Plan submitted.
- 1994 Waiver application initiated by City.
- 1995 Waiver granted, new NPDES Permit issued; PCI by SWRCB establishes no requirements; new Pretreatment Information Management System (PIMS) implemented; Administrative Civil Penalty policy implemented.
- 1996 Urban Area Pretreatment Program requirements satisfied; local limits development study and innovative non-CIU contributory flow industrial pollutant loadings allocation strategy results in proposed modification of local limits; PCI by SWRCB establishes no requirements.

- 1997 Public participation meetings held by both City and RWQCB prior to adoption of Urban Area Pretreatment Program and new local limits; SIU permits modified to include new local limits.
- 1998 Tijuana Industrial Wastewater Control Training Project conducted with 30 trainees completing course in pretreatment facility inspections, laboratory procedures, and field work; City participates in national Silver Council / AMSA study; first Annual Local Limits re-evaluation confirms 1996 limits remain valid; graphs of heavy metals discharged by industry revised to include only SIU discharges; targeted commercial sectors issued BMP discharge authorizations.
- 1999 Tijuana Project continues with wastewater characterization study and laboratory personnel training; ordinance provisions relating to General and Specific Prohibitions and civil penalties strengthened; Program assumes implementation of regulations in 4 County Sanitation Districts; Annual Report graph of heavy metals (Cd, Cr, Cu, Pb, Ni, Zn) discharged by SIUs revised to include only SIU regulated discharges and local pollutants discharged at greater than background levels.
- 2000 RWQCB report from December 1999 audit requires SDMC revisions to detail specific authorities and increase maximum criminal penalties to \$25,000 / day per violation; revision adopted by City Council in November 2000. Permit document generation and program billing automated. IWL fully implements ICP-MS for all metals analyses.
- 2001 IWL personnel assist with translation of Ken Kerry Pretreatment Program training manual and videos into Spanish; Pt Loma Waiver Renewal Permit Application submitted
- 2002 Regional Board and EPA issue waiver permit for the Point Loma Treatment Plant. South Bay Water Reclamation Plant comes on-line. Program provides inspector training in Tecate, Mexico and performs Storm Water compliance inspections at SIUs to assist the Storm Water Pollution Prevention Program. IW Laboratory continues to provide sampling training and services in Tijuana, Tecate, Mexicali, and Ensenada, Mexico.
- 2003 New group created to administer Source Control mechanisms and respond to complaints. Increased focus on surveillance monitoring. Non-routine enforcement responsibilities shifted to SIU Permit and Source Control groups.
- 2004 Program continues to perform Storm Water P³ assistance, and to participate in cooperative program of technical assistance with the State of California and Mexico
- 2005 Program initiates classification of 'Large User' account billing rates under the 10/01/04 new rate structure.
- 2006 Program initiates regulation of remediation sites with free product or discharging > 14,000 gpd and construction dewatering sites discharging > 25,000 gpd as SIUs.
- 2007 Program and Industrial Waste Laboratory participate in Business Process Re-engineering effort to develop Most Efficient Organization resulting in loss of 2 Inspector II positions, 1 Assistant Chemist position, and 1 Assistant Laboratory Technician position. Initiated regulation of groundwater remediation projects >14,400 gpd or with free product, and construction dewatering with flow >25,000 gpd as SIUs.

- 2008 Program performs study to identify sources of TDS to reclamation plants and adds program TDS monitoring to new permits tributary to reclamation facilities; initiates rainwater diversion testing and certification requirements in permits; allocates 0.7 Inspector III position to sewer surcharge evaluation reviews and approvals.
- 2009 Program quantifies self-regenerating water softener TDS contributions from regulated industries
- 2010 Program reviewed Interjurisdictional Pretreatment Agreements and Ordinances for all Participating Agencies to identify deficiencies
- 2011 Program surveyed dental facilities to evaluate compliance with voluntary ADA BMPs; program automated billing for imported flows and hauled waste surcharges

CHAPTER 3 - DISCHARGE PERMITS

3.1 INTRODUCTION

The Metropolitan Industrial Wastewater Control Program (IWCP) implements an industrial wastewater discharge permit system for the City of San Diego and 15 other Participating Agencies whose sewage is treated by the Point Loma Wastewater Treatment Plant (PLWTP). The Program regulates pollutant discharges into the Metropolitan Sewerage System from industrial facilities by issuing permits that establish enforceable pollutant limits and authorize civil and criminal penalties for discharge violations. They also establish sampling, reporting, record keeping, and notification requirements. Permits are issued for a maximum of five years and are non-transferable.

3.2 PERMIT AUTHORITY

On June 6, 1983, the San Diego City Council adopted Ordinance Sections 64.01 through 64.05 of Chapter VI, Article 4 of the San Diego Municipal Code pertaining to industrial waste discharges, permits, and regulations. Section 64.07, establishing specific pretreatment regulations for wastes discharged from commercial food establishments, was added on July 11, 1988. Revisions adopted in 1988, 1989, 1993, and 2000 strengthened pretreatment provisions and authorized increased penalties. The current Chapter 6, Article 4 of the Municipal Code is available on the Internet at <http://clerkdoc.sannet.gov/Website/mc/MunicodeChapter06>.

The Industrial Wastewater Control Program implements the pretreatment program in all agencies served by the Metropolitan Sewerage System (Metro System) in accordance with contractual service agreements and Interjurisdictional Pretreatment Agreements signed by the City of San Diego and each of the participating agencies. These agreements establish the Program's authority to implement and enforce pretreatment regulations in contributing agencies and require the agencies to adopt equivalent ordinances, penalties, and procedures for regulation of industrial users.

3.3 PERMIT CLASSIFICATIONS

Permit classifications include Industrial Class 1, Class 2, and Class 3; Trucked Waste permits; and Groundwater Discharge Permits. Class 4 and 5 are used for facilities that do not require permits.

Class 1 Permits: Class 1 dischargers are defined as those users with processes subject to Federal Categorical Pretreatment Standards. These users require source control, pretreatment, or both.

Class 2 Permits: Class 2 permits are issued to targeted industrial sectors, which have some toxic constituents in their discharge but are not subject to federal categorical Pretreatment Standards. Class 2 permits may include numeric limits, as at industrial laundries and membrane manufacturers discharging >25,000 gpd, or Best Management Practice requirements (BMPs), as at laboratories, radiator shops, and hospitals. Groundwater remediation projects receive Class 2 permits.

Class 3 Permits: Class 3 permits are issued to targeted industrial sectors to regulate conventional pollutants. Class 3 facilities may include numeric limits, as at commercial laundries discharging > 25,000 gpd, or Best Management Practice requirements (BMPs), as

at auto repair facilities and boat- and shipyards. Construction dewatering projects receive Class 3 permits.

Class 4 (No Permit Required): Class 4 facilities include industries with sanitary flow only and Class 2 and 3 facilities with flows below permitting thresholds (25 gpd and 2500 gpd respectively); these Class 4 facilities are re-evaluated every five years. Additionally, facilities with processes subject to federal categorical pretreatment standards that either: (1) generate no process wastewater, or (2) generate process wastewater and have elected to go zero discharge to sewer have been issued Class 4 'No Permit Required' letters. These facilities are inspected annually, at which time they must also sign a Certification of Zero Discharge of Federally Regulated Wastestreams as a condition of retaining Class 4 status.

Class 5 (No Permit Required): Class 5 facilities include industries with sanitary flow only and minimal potential to ever generate industrial wastewater.

Trucked Waste Hauler Permits: Permits are issued to trucked waste haulers authorizing the disposal of wastes into the Metro System at designated dumpsites. Two types of waste hauler permits are issued:

Domestic: For hauling of domestic septic tank/cesspool, holding tank and portable toilet wastes. These permits are issued for one year.

Industrial: For hauling of industrial wastes under generator-specific permits.

Trucked Waste Generator Permits: Generators that propose to have wastes hauled to the City sewer dumpsite must obtain a Trucked Waste Generator Permit. These permits specify a source, such as bilge water from a particular Navy ship, and are issued for the duration of the specified job. The generator must collect a representative sample of the proposed discharge, analyze for pollutants known or expected to be present, and submit the results with the permit application. Sampling and reporting are required monthly thereafter for the duration of the job.

Temporary Groundwater Discharge Permits: These permits are issued for flows resulting from construction dewatering and groundwater remediation projects, where no alternative disposal method is reasonably available. These permits are issued for a maximum of two years, after which time the generator must discharge under an NPDES permit or cease discharge. In 2006, the program began regulating groundwater remediation discharges >14,000 gpd or having free product, and construction dewatering discharges > 25,000 gpd as SIUs.

Class 2F and 4D Best Management Practice (BMP) Discharge Authorizations: These authorizations consist of a statement of BMP requirements followed by a certification of compliance for management and discharge of silver-rich solutions (2F) or dry cleaning solvents (4D). When signed by the commercial discharger, the certification authorizes discharges in compliance with BMP requirements for a period of up to five years. Random inspections are performed after receipt of the certification to ensure compliance. Additionally, re-certification is required every six months. Implementation of the BMP Certification and Discharge Authorization programs in 1998, in lieu of the previously applied numeric limits, enabled the program to extend coverage of BMP requirements with no increase in inspection staff and a reduction in laboratory sampling and analysis costs formerly associated with the targeted sectors.

Batch Discharge Authorizations: Batch Discharge Authorizations for one-time, or short-term non-routine discharges not otherwise covered by a current permit, are issued subject to review of analytical data from a sample of the proposed discharge and compliance with all applicable requirements and standards.

3.4 SIGNIFICANT INDUSTRIAL USERS (SIUs)

The Program defines a Significant Industrial User (SIU) in accordance with Federal regulations, as an Industrial User that:

1. Is subject to Federal Categorical Pretreatment Standards under 40 CFR 403.6 and 40 CFR chapter I, subchapter N; and
2. Any other industrial user that:
 - (a) Discharges an average of 25,000 gallons per day or more of process wastewater to the POTW (excluding sanitary, non-contact cooling and boiler blowdown wastewater); or,
 - (b) Contributes a process wastestream which makes up 5 percent or more of the average dry weather hydraulic or organic capacity of the POTW treatment plant; or,
 - (c) Is designated as such by the Control Authority on the basis that the industrial user has a reasonable potential for adversely affecting the POTW's operation or for violating any pretreatment standard or requirement. For metals, program policy defines "reasonable potential" as a facility having the potential to discharge 5% or more of the allowable industrial headworks loading in a single non-routine discharge. For groundwater remediation sites, the presence of free product or discharges >14,000 gpd have "reasonable potential" and are regulated as SIUs. For construction dewatering sites, discharges > 25,000 gpd are regulated as SIUs.

The Program may determine that an Industrial User subject to categorical Pretreatment Standards under 40 CFR 403.6 and 40 CFR Chapter I, Subchapter N is a Non-Significant Categorical Industrial User rather than a Significant Industrial User in accordance with requirements and conditions established at 40 CFR 403.3(v)(2). The program has not implemented this provision of the streamlining regulations.

All Class 1 permittees are SIUs. Class 2 and Class 3 permittees having flows > 25,000 gpd are also SIUs (flow SIUs). As of December 31, 2011, the Program included 80 SIUs of which 43 were Class 1 permittees subject to federal categorical pretreatment standards (CIUs), 9 were Class 2 flow SIUs, 14 were class 2 slug potential SIUs (groundwater remediation projects with free product), and 14 were Class 3 flow SIUs.

3.5 IDENTIFICATION OF INDUSTRIAL USERS

The City of San Diego utilizes the following methods to maintain a complete and current Industrial User Inventory, and to identify new sources or SIUs:

1. Industrial User application requests.
2. Referrals from the following sources:
 - County Department of Health Services Hazardous Materials Management Unit

- The Development Services Department water / sewer plan review section
 - Public Works Departments of Participating Agencies
3. Drive-by surveys
 4. Periodic screening of the business license list
 5. Annual review of area hard copy and internet Yellow Page directories. Listings in select categories are compared with the current IU inventory to identify new, relocated, and closed businesses. New facilities receive applications and are inspected.
 6. Questioning of industry contacts about their competitors in the area.

3.6 SIU PERMIT REQUIREMENTS

The Program's SIU permits identify pollutants of concern; list prohibited discharges; specify applicable federal or local limits, standards, and requirements; require access for sampling and inspections; describe sources and volume of the authorized industrial discharge; and specify self-monitoring and reporting requirements. Permits may also establish additional requirements and compliance schedules.

The San Diego Municipal Code authorizes the Program Manager to establish local limits (see Table 3.6-1) and apply those limits in user permits. Local limits were developed to apply only to SIU facilities: they are applied such that each SIU gets the full federal allowance for applicable federally regulated pollutants and the local limit for each locally regulated pollutant that is not federally regulated and that is discharged by the facility at a concentration higher than background levels. SIU sampling and facility inspection frequencies meet or exceed the required minimum standards set by regulations and EPA Guidance.

SIU permits incorporate detailed fact sheets and, when determined necessary, require formal Slug Discharge Control Plans.

Table 3.6-1 LOCAL DISCHARGE LIMITS			
Constituent	Limit	Concentration	Limit
pH	5.0 - 12.5	Cadmium	1.0 mg/L
Flash Point	>140 Deg F	Chromium	5.0 mg/L
Plant and Animal-based Grease and Oil	500 mg/L	Copper	11.0 mg/L
Dissolved Sulfides	1.0 mg/L	Lead	5.0 mg/L
Temperature	150° C	Nickel	13.0 mg/L
Cyanide, Total	1.9 mg/L	Zinc	24.0 mg/L

3.7 PROGRAM ACTIVE PERMITS

As of December 31, 2011, the IWCP was administering 374 active Class 1, 2, and 3 permits,

including 43 CIU permits, 37 Flow or Pollutant of Concern SIU permits, and 40 Groundwater Discharge Permits; 114 Trucked Waste permits, and; 890 Pollution Prevention Best Management Practice Discharge Authorizations, as summarized in Table 3.7-1. There were 34 Class 4C zero discharge facilities that are inspected annually to confirm no discharge from federally regulated processes. An additional 2150 active IUs are classified as Class 4, and are re-evaluated periodically to ensure continuing Class 4 status; 174 Class 5 facilities have been found to have no potential to discharge process wastewater.

**Table 3.7-1
ACTIVE PERMITS METROWIDE AT YEAR END
1990 – 2011**

Year	Class 1	Class 2	Class 3	Trucked Waste	¹ G/W	² BMP	Total Permits	³ CIU Class 4	⁴ Other Class 4/5
1990	105	799	524	43	19		1,490		
1991	123	900	427	42	13		1,505		
1992	108	904	342	40	21		1,415		
1993	96	925	254	38	23		1,336		
1994	79	883	194	35	24		1,215		
1995	76	568	108	22	24		798		
1996	76	527	69	59	13		744		
1997	75	469	62	75	4		685		
1998	72	593	53	64	6		788		
1999	73	406	39	85	15	1192	1710	36	1488
2000	70	369	30	79	15	1215	1763	38	1599
2001	73	411	37	71	14	1287	1879	41	1668
2002	66	410	35	75	17	1280	1678	38	1570
2003	58	378	30	82	26	1175	1723	35	1527
2004	60	368	35	85	19	1144	1692	39	1572
2005	51	352	43	83	34	1142	1671	36	1858
2006	50	340	35	98	30	1123	1646	38	1896
2007	49	324	37	107	34	1077	1628	37	1962
2008	48	299	37	113	33	1022	1519	37	2088
2009	42	297	44	118	33	835	1336	33	2160
2010	44	292	46	119	48	922	1439	35	2251
2011	43	285	46	114	40	890		34	2324

¹ Groundwater Discharge Permits are either Class 2 (Remediation) or Class 3 (Construction Dewatering) Permits. They may also be Flow or Pollutant of Concern SIUs

² Best Management Practice Discharge Authorizations

³ Facilities with categorical processes but no discharge to sewer; inspected annually.

⁴ Active facilities that are dry or have industrial flows < permitting thresholds; no permit required.

The program continues to issue temporary Batch Discharge Authorizations in lieu of full permits wherever appropriate; the program processed 82 of these authorizations in 2011.

3.8

PROGRAM SIU PERMITS

Table 3.8-1 lists the number of active categorical (CIU) and non-categorical significant industrial user (SIU) permits as of December 31 for each year during the period of 1990 through 2011. The decline in the number of CIUs from 1990 to 1994 is attributed to a slow-down in defense sector manufacturing in the San Diego area. Decreases from 1995 - 2011 were due to either closure, relocation of manufacturing operations, or installation of technology that recycled or reclaimed all wastewater, thereby resulting in zero discharge of process water by former SIUs. In 2007, the program established criteria for regulating groundwater remediation facilities and construction dewatering operations as SIUs due to slug hazard potential or high flow or both; the increase in the program's SIU inventory since 2007 is due to inclusion of these facilities.

Table 3.8-1 SIGNIFICANT INDUSTRIAL USERS PERMITTED METROWIDE 1990 – 2011			
Year	Categorical Significant Industrial Users (CIUs)	Non-Categorical Significant Industrial Users (SIUs)	Total SIUs
1990	105	23	128
1991	123	22	145
1992	108	22	130
1993	96	22	118
1994	79	23	102
1995	76	22	98
1996	76	20	96
1997	75	18	93
1998	72	16	88
1999	73	15	88
2000	70	16	86
2001	73	18	91
2002	66	20	86
2003	59	19	78
2004	60	21	81
2005	51	19	70
2006	50	20	70
2007	49	25	74
2008	48	24	72
2009	42	33	75
2010	44	38	82
2011	43	37	80

3.9

CHANGES IN POINT LOMA SIU INVENTORY – CY2011

Table 3.9-1: Changes in SIU Inventory – 2011					
Facility	Name	Class	Permit	Date	Comments
FACILITIES THAT BECAME SIUs IN 2011				Note: UT; = Extracted Groundwater Permit	
02-0439	PrimaPharm Inc	1	01-A	15-Jun-11	Contract pharmaceutical mfg, mainly ophthalmic. Pharmaceutically active product is received from customer; mixed with water and/or other chemicals to final dosage form, packaged, and shipped back to customer.
12-0244	Harcon Precision Metals Inc	1	01-A	18-Feb-11	MF, PSNS, iron phosphating on Aluminum (99%) and steel (1%) base metals.
12-0245	UT; BRH Garver West Inc	3	01-A	10-May-11	Construction dewatering > 25,000 gpd
08-0573	UT; Wier Construction Co	2	01-A	12-Sep-11	Construction dewatering > 25,000 gpd w/possible contamination
11-0539	UT; G&M Oil Co Station #45	2	01-A	01-Feb-11	GW remediation w/free product: gasoline
11-0547	UT; 15 th Island LLC	2	01-A	08-Mar-11	GW remediation w/free product: diesel
16-0743	UT; Hargrave Environmental Consulting Inc	2	01-A	01-Aug-11	GW remediation w/free product: gasoline
19-0313	UT; Thrifty Oil Co #110	2	01-A	15-Jan-11	GW remediation w/free product: gasoline
03-0960	UT; HPS Mechanical Inc	3	01-A	02-Sep-11	Construction dewatering > 25,000 gpd
13-0480	UT; Haley & Aldrich	3	01-A	24-Oct-11	Construction dewatering > 25,000 gpd
16-0772	UT; Western Foundations & Shoring Inc	3	01-A	10-Nov-11	Construction dewatering > 25,000 gpd
32-0020	UT; PAR Electrical Contractors	3	01-A	01-Oct-11	Construction dewatering > 25,000 gpd
SIU FACILITIES THAT REPORTED A NAME CHANGE IN 2011					
IU #	TO	Class	Permit	Date	FROM
33-0044	Coating Services Group LLC	1	02-A	11-Feb-11	Molecular Metallurgy Inc
FORMER SIU FACILITIES THAT BECAME NON-SIUs IN 2011					
Facility	Name	Class	Permit	Date	Comments
03-0408	Hydranautics	4	05-A	23-Sep-11	Mfg Ops ceased; inspect confirms warehouse only
16-0565	Prochem Specialty Products	4C	02-A	30-Mar-11	Discharge points sealed; mop water hauled
SIU FACILITIES INACTIVATED IN 2011					
Facility	Name	Class	Permit	Date	Comments
13-0279	Dynegy South Bay LLC	1	04-A	08-Apr-11	Plant permanently closed; remediated WW hauled via TW permit
18-0170	Equality Plating Company	1	03-A	29-Apr-201	New Owner; see permit 04-A for facility
18-0170	Lemon Grove Plating/Equality Plating Co	1	04-A	03-Oct-11	Moved. New IU #18-0216
07-0179	UT; Whillock Contracting Inc	2	01-A	29-Mar-11	Project completed
08-0566	UT; Kiewit/Sundt a Joint Ventu	2	02-A	16-Dec-11	Project completed
09-0943	UT; CalClean Inc	2	01-A	30-Aug-11	Project completed
09-0947	UT; Western Foundations & Shoring Inc	2	01-A	30-Aug-11	Project completed
11-0547	UT; 15 th Island LLC	2	01-A	02-Aug-11	Project completed
13-0447	UT; Chevron Env. Mgmt Co	2	02-A	26-Aug-11	User did not renew; discharge point capped.
04-0453	UT; HPS Mechanical Inc	3	01-B	02-Aug-11	Project completed.
08-0566	UT; Kiewit/Sundt a Joint Ventu	3	02-A	16-Dec-11	Project completed
09-0930	UT; HPS Mechanical Inc	3	02-B	25-May-11	Project completed
12-0212	Cantare Foods Inc	3	01-B	07-Jun-11	Permit suspended 15-Apr-11;ops ceased pending new investor / buyer.
13-0480	UT; Haley & Aldrich	3	01-A	29-Dec-11	Project completed

3.10

BASELINE MONITORING REPORTS (BMRs) – 2011

Table 3.10-1

Facility Name	Facility #	BMR Requested	BMR Received
Chromalloy San Diego	05-0985		07-Dec-2011
Lemon Grove Plating / Equality Plating	18-0170		17-Mar-2011
Lemon Grove Plating / Equality Plating	18-0216		19-Jul-2011

3.11 DISTRIBUTION OF PERMITS AND INDUSTRIAL FLOW

The distribution of permitted IUs and industrial flow in gallons per day by industry class and geographical area is presented in Table 3.11-1. The geographical areas are described in Table 3.11-2.

Table 3.11-1 DISTRIBUTION OF PERMITS AND INDUSTRIAL WASTE FLOW BY AREA											
Metropolitan Industrial Wastewater Control Program – 2011											
(shaded fields are calculated)											
Area	Class 1	IW (GPD)	Class 2	IW (GPD)	Class 3	IW (GPD)	BMP	Total Permits	Total GPD	Class 4C	Class 4
01	0	0	0	0	0	0	0	0	0	0	2
02	7	10,600	65	613,980	1	276	35	108	624,856	2	90
03	5	2,107	25	29,726	6	36,762	75	111	68,595	6	214
04	0	0	6	13,891	2	9,560	65	73	23,451	0	96
05	3	7,150	22	61,192	4	12,151	122	151	80,493	1	218
06	3	45,458	15	7,398	3	13,250	33	54	66,106	3	77
07	0	0	5	24,297	1	2,577	25	31	26,874	0	20
08	1	42,291	19	763,665	3	9,572	40	63	815,528	3	92
09	0	0	9	45,474	2	1,513,436	86	97	1,558,910	0	224
10	0	0	10	13,343	2	60,053	58	70	73,396	0	128
11	4	16,021	23	786,834	8	575,010	10	45	1,377,865	1	101
12	3	576	5	15,454	5	248,542	20	33	264,572	4	61
13	2	22,308	14	25,266	4	10,339	77	97	57,913	0	149
14	0	0	1	345	1	31,842	13	15	32,187	0	12
15	0	0	0	0	0	0	5	5	0	0	13
16	6	34,752	16	39,066	1	108,000	74	97	181,818	7	197
17	0	0	1	7,200	0	0	7	8	7,200	0	5
18	0	0	4	2,345	0	0	47	51	2,345	0	64
19	0	0	15	41,201	1	3,986	36	52	45,187	2	102
20	4	40,407	8	18,504	0	0	22	34	58,911	3	74
21	2	88	8	7,720	0	0	19	29	7,808	1	97
22	0	0	5	4,519	1	33,666	8	14	38,185	0	24
32	0	0	0	0	1	115,200	3	4	115,200	0	9
33	1	37	5	2,314	0	0	3	9	2,351	0	21
34	1	300	3	6,686	0	0	7	11	6,986	1	42
35	0	0	1	137	0	0	0	1	137	0	16
36	1	43,200	0	0	0	0	0	1	43,200	0	2
Total	43	265,295	285	2,530,557	46	2,784,222	890	1,264	5,580,074	34	2150

**Table 3.11-2
DISCHARGE AREA / AGENCY BY AREA NUMBER**

Area	Description	Area	Description
01	¹ SD: Rancho Bernardo	14	City of Coronado
02	SD: Sorrento Valley & Torrey Pines	15	City of Del Mar
03	SD: Miramar, Mira Mesa, Scripps Ranch	16	City of El Cajon
04	SD: Mission Bay, Pacific Beach, La Jolla	17	City of Imperial Beach
05	SD: Clairemont Mesa	18	City of La Mesa
06	SD: Kearny Mesa	19	City of National City
07	SD: Mission Gorge	20	City of Poway
08	SD: Point Loma, Lindbergh Field	21	Santee/Padre Dam Municipal Water District
09	SD: North Downtown	22	City of Lemon Grove
10	SD: East San Diego	32	Alpine Sanitation District
11	SD: South Downtown	33	Lakeside Sanitation District
12	SD: San Ysidro, Otay Mesa	34	Spring Valley Sanitation District
13	City of Chula Vista	35	Winter Gardens Sewer Maintenance District
		36	East Otay Mesa Sewer Maintenance District

¹ All flows from the Rancho Bernardo area of San Diego are treated by the Hale Avenue Treatment Plant, owned and operated by the City of Escondido. The remaining areas are tributary to the City's Point Loma Wastewater Treatment Plant. Areas 12, 13, and 36 contribute wastewater flows to both the Point Loma Wastewater Treatment Plant and the South Bay Water Reclamation Plant. Permitted flows in areas 8 and 9 include significant volumes of construction dewatering and groundwater remediation discharges.

3.12 PROGRAM INSPECTION AND MONITORING REQUIREMENTS

When an application for a new permit is received, a site inspection of the discharger's facility and operations is conducted to identify and characterize wastewater flows and pollutants; obtain process information; determine applicable federal pretreatment standards, if any; locate discharge points where limits apply and compliance will be determined; and communicate permit requirements, such as Standard Conditions, General and Specific Prohibitions, and site-specific sampling, analysis, and reporting requirements.

SIU permits: After a permit is issued, the Industrial Waste Laboratory sampling crews make periodic unannounced site visits to collect samples of the permittee's discharge over a 24-hour period, using automatic samplers; grab samples are collected to determine compliance with discharge standards for grease and oil, total toxic organics, cyanide, and pH. Samples are collected, preserved, and analyzed in accordance with requirements set forth at 40 CFR Part 136. Analytical results are used to determine compliance status, identify operational and housekeeping problems, and evaluate effectiveness of pretreatment equipment. Annual inspections are performed at all SIU facilities to evaluate on-going process and pretreatment operations and maintenance, identify operational changes requiring a permit amendment, evaluate the need for a slug control plan, and maintain the industry's awareness of Permit requirements. SIUs also have self-monitoring (sampling and analysis) and reporting requirements as conditions of their permits.

Non-SIU permits: Permits may include local limits or best management practices and semi-annual certification requirements. Sampling and analysis is performed to determine compliance with limits.

3.13 IW LABORATORY

In addition to industry monitoring, the city's Industrial Waste Laboratory continues to:

- Conduct quarterly collection system sampling and analysis to provide data for the reevaluation of the Local Limits
- Conduct quarterly sampling and analysis of wastewater from the metropolitan participating agencies to determine their respective sewage-strength contributions for billing purposes
- Conduct monitoring of trucked liquid waste discharges 72 hours/week at Pump Station 1

In 2011, the Industrial Waste Laboratory also:

- Analyzed wastewater samples from the City of Tijuana, Baja California, Mexico in support of their Pretreatment Program. This project was funded by the USIBWC.

3.14 SUMMARY OF ROUTINE SAMPLING AND INSPECTION STATISTICS

During 2011, IWCP personnel conducted 121 scheduled SIU facility inspections, 453 non-SIU Source Control inspections, 12 rainwater diversion inspections, 58 billing surcharge inspections, and 53 storm water inspections. Industrial Waste Laboratory personnel conducted 2392 unannounced sampling visits; collected 5555 industry samples; and performed 18,773 analyses. Inspection and sampling statistics for 1998-2011 are presented in the table below. Industrial users submitted results from 3237 self-monitoring samples; they also submitted 1167 self-certifications of compliance.

Action / Year	2001	2002	2003	2004	2005	2006	2007	2008	2009	2010	2011
Scheduled Facility Inspections	731	1122	1482	1481	1044	770	731	910	823	719	697
Unscheduled Sampling Events	1543	1449	1569	1728	1691	1586	2134	2397	2063	2052	2392
*Program Samples Collected	3161	3345	3885	4370	3962	4562	4401	5876	4948	4935	5555
IWL Analyses Performed	12,973	13,120	13,489	16,791	15,285	15,515	15,983	24,872	17,778	15,786	18,773
*Self-Monitoring Samples	1239	1228	2670	2739	2547	2973	2865	2854	2875	3238	3237
Self-Certifications	2649	2666	1662	1622	1543	1522	1447	1399	1320	1228	1167

3.15 TRUCKED WASTE PERMITS

In 2011, 84 industrial trucked waste generator permits were issued; 28 trucking companies registered with the program to provide hauling services for industrial wastes; and 33 domestic waste hauler permits were issued. Most industrial trucked wastes originate from dewatering of grease trap wastes, ship maintenance and repair, and private treatment system sludge disposal. Domestic wastes originate from portable toilets (construction sites, public events), septage holding tanks, and septic tanks (non-sewered residences). The designated discharge point to the POTW for all hauled wastes is at Pump Station #1 (PS1) on Harbor Drive.

Approximately 41.7 million gallons of domestic and industrial wastes were received at Pump Station #1 from trucked waste haulers in CY2011. A total of 7,303,600 gallons of grease trap water was received after separation of grease, solids, and oils. A total of 3,114,800 gallons of sludge was received from other POTWs, water treatment plants, and Indian reservations. All truckloads are logged in at the pump station and monthly billings are prepared by program staff to recover costs of treatment and disposal.

In addition to the hauled liquid wastes received at PS1, approximately 16.3 million gallons of hauled domestic wastes were received by the El Cajon Department of Public Works from haulers authorized by the Program to discharge. The increase from 0.36 MGY in CY2006 to 16.3 MGY in CY2011 at the El Cajon dump site is attributed to the City of San Diego rate increase for hauled domestic wastes effective May 1, 2007, which eliminated the economic benefit of discharging to the City's PS1 dump site and resulted in the diversion of domestic liquid waste loads to the often closer El Cajon alternate site. Since San Diego's rate increase in May, 2009, the city's domestic hauler rates have been higher than El Cajon's hauler rates by about \$13.00/1000 gallons.

Monthly volumes of trucked wastes received at PS1 during CY2011 are shown in Tables 3.15-1 and 3.15-2.

Table 3.15-1 Trucked Waste Discharges – 2011 Metropolitan Sewerage System: Pump Station #1			
Month	Domestic Waste Discharged in Gallons/month	Industrial Waste Discharged in Gallons/month	Totals
January	2,557,300	2,028,580	4,585,880
February	1,506,240	2,111,160	3,617,400
March	1,720,760	2,348,360	4,069,120
April	1,431,440	1,906,640	3,338,080
May	1,528,240	1,938,880	3,467,120
June	1,439,400	1,846,900	3,286,300
July	1,289,100	1,867,500	3,156,600
August	1,349,880	2,212,580	3,562,460
September	1,380,600	1,851,240	3,231,840
October	1,342,180	1,935,200	3,277,380
November	1,433,032	1,774,760	3,207,792
December	1,239,600	1,676,140	2,915,740
Totals	18,217,772	23,497,940	41,715,712

Table 3.15-2
 2011 Industrial Waste Discharges by Type (in gallons per month)
 Metropolitan Sewerage System: Pump Station #1

Month	Grease Trap	Other Industrial	Sludge	Total Industrial
January	664,500	1,076,580	287,500	2,028,580
February	578,000	1,274,760	258,400	2,111,160
March	685,500	1,301,560	361,300	2,348,360
April	597,100	1,008,040	301,500	1,906,640
May	550,000	1,100,780	288,100	1,938,880
June	612,500	1,054,500	179,900	1,846,900
July	576,000	1,027,900	263,600	1,867,500
August	681,000	1,297,780	233,800	2,212,580
September	640,500	997,140	213,600	1,851,240
October	557,500	1,098,400	279,300	1,935,200
November	553,500	974,760	246,500	1,774,760
December	607,500	867,340	201,300	1,676,140
Totals	7,303,600	13,079,540	3,114,800	23,497,940

CIUs CURRENTLY DISCHARGING UNDER A BMR

NAME	FACILITY	BMR_RECVD	REQ
-----	-----	-----	---
A to Z Metal Finishing	03-0920	20-Jan-1999	Y
AP Precision Metals	12-0144	17-Apr-2001	Y
ATK Space Systems	03-0115	01-Dec-1992	Y
Action Powder Coating LLC	03-0717	21-Sep-1993	Y
Allermed Laboratories Inc	05-0684	13-Nov-1992	Y
Anocote Metal Finishing	03-1017	02-Sep-2004	Y
Chromalloy San Diego	16-0209	02-Dec-1992	Y
Coating Services Group LLC	33-0044	24-May-2007	Y
Compucraft Industries Inc	21-0252	07-Sep-2001	Y
Creative Metal Industries	21-0248	22-Aug-2000	Y
Cubic Defense Applications Inc	06-0026	12-Apr-1984	Y
Curtis Technology Inc	02-0505	09-Nov-1992	Y
Doncasters GCE Industries	13-0115	16-May-2002	Y
Emerald Textiles LLC	12-0065	21-Apr-1999	N
GKN Aerospace Chem-tronics Inc	16-0520	03-Dec-1992	Y
Garvin Industries	16-0033	23-Nov-2001	Y
General Dynamics NASSCO	11-0051	03-Dec-1992	Y
Golden State Metal Finishing	34-0070	26-Jan-2005	Y
Hallmark Circuits Inc	20-0043	09-Jun-1997	Y
Hamilton Sundstrand Power Systems	06-0267	23-Oct-1996	Y
Harcon Precision Metals Inc	12-0244	17-Jun-2010	Y
Heinz Frozen Foods	12-0154	30-Aug-2002	N
K & R Graphix	11-0334	06-May-1997	Y
K-Tube Corporation	20-0122	07-Jan-2006	Y
Kyocera America Inc	06-0058	12-Nov-1992	Y

CIUs CURRENTLY DISCHARGING UNDER A BMR

NAME	FACILITY	BMR_RECVD	REQ
-----	-----	-----	---
L & T Precision Sheet Metal	20-0109	21-Jun-2002	Y
Major Scientific Industries	11-0272	19-Nov-1992	Y
Otay Mesa Energy Center LLC	36-0001	20-Jun-2007	Y
		12-Mar-2007	Y
Pacific Gas Turbine Center	05-0985	14-Dec-2009	Y
		07-Dec-2011	Y
Pacira Pharmaceuticals Inc	02-0761	05-Apr-1999	Y
	02-0762	26-Jul-2004	Y
		23-Jul-1997	Y
Polese Company Inc	03-0722	23-Feb-1994	Y
PrimaPharm Inc	02-0439	10-Feb-2010	Y
Quantum Design Inc	02-0485	26-Mar-2004	Y
Rohr Inc dba Goodrich Aerostructures	13-0161	07-May-1984	Y
Southern California Plating Company Inc	11-0024	12-Nov-1992	Y
Spec-Built Systems Inc	12-0202	28-Jun-2005	Y
Suneva Medical Inc	02-0518	02-Sep-2005	Y
TTM Printed Circuit Group Inc	05-0997	22-Feb-1982	Y
The Argen Corporation	02-0582	30-Nov-1992	Y
Triumph Fabrications - San Diego	16-0529	02-Dec-1992	Y
USN;Naval Base Coronado - NASNI	08-0018	30-Nov-1992	Y
Valley Metals	20-0108	19-Nov-1998	Y
Veridiam Inc	16-0348	01-Feb-2000	Y
Vision Systems Inc	16-0343	10-Feb-1994	Y
48 rows selected.			

SIU Facilities: Federally and Locally Regulated Parameters by Connection Treatment Plant 1

Report run on: January 6, 2012 5:06 PM

Page 1

Facility	Permit	Name	Address	Conn	Total IW (gpd)	Parmcode	City freq	Self freq	Cat	Period	Lower Limit	Upper Limit	Units				
02-0112	04-A	University of California San Diego	9500 Gilman Dr 0089, La Jolla	100	159,406	COPPER	Q	Q	L	DM		11	mg/L				
						PH	Q	Q	L	DM	5	12.5	pH				
				200	5,837	PH HIGHEST	Q		L	DM		12.5	pH				
						COPPER	Q	Q	L	DM		11	mg/L				
				300	80,321	PH	Q	Q	L	DM	5	12.5	pH				
						PH HIGHEST	Q		L	DM		12.5	pH				
				400	32,046	COPPER	Q	Q	L	DM		11	mg/L				
						PH	Q	Q	L	DM	5	12.5	pH				
				500	2,998	PH HIGHEST	Q		L	DM		12.5	pH				
						COPPER	Q	Q	L	DM		11	mg/L				
										PH	Q	Q	L	DM	5	12.5	pH
										PH HIGHEST	Q		L	DM		12.5	pH
				02-0332	04-A	Pall Filtration & Separations Group Inc	4116 Sorrento Valley Bl , San Diego	110	49,651	PH	Q	H	L	DM	5	12.5	pH
				02-0439	01-A	PrimaPharm Inc	3443 Tripp Ct , San Diego	100	180	ACETONE:P-O	Q	Q	F	DM		3223	ug/L
			MO								1277	ug/L					
ETHYL ACET:P-O	Q	Q	F							DM		3223	ug/L				
			MO								1277	ug/L					
ISOP ACETATE:P-O	Q	Q	F							DM		3223	ug/L				
			MO								1277	ug/L					
METHYLE CL:P-O	Q	Q	F							DM		467	ug/L				
			MO								109	ug/L					
N-AMYL ACET:P-O	Q	Q	F							DM		3223	ug/L				
			MO								1277	ug/L					
02-0485	02-A	Quantum Design Inc	6325 Lusk Bl , San Diego	110	10	CADMIUM	Q	Q	F	DM		.11	mg/L				
									MO		.07	mg/L					
						CHROMIUM	Q	Q	F	DM		2.77	mg/L				
									MO		1.71	mg/L					
						COPPER	Q	Q	F	DM		3.38	mg/L				
									MO		2.07	mg/L					
						CYANIDE(T)	Q	Q	F	DM		1.2	mg/L				
									MO		.65	mg/L					
						LEAD	Q	Q	F	DM		.69	mg/L				
									MO		.43	mg/L					
						NICKEL	Q	Q	F	DM		3.98	mg/L				
									MO		2.38	mg/L					
						PH	Q	Q	L	DM	5	12.5	pH				
SILVER	Q	Q	F	DM		.43	mg/L										
			MO		.24	mg/L											
TTO(413+433)-P	A	Q	F	DM		2130	ug/L										
ZINC	Q	Q	F	DM		2.61	mg/L										

SIU Facilities: Federally and Locally Regulated Parameters by Connection Treatment Plant 1

Report run on: January 6, 2012 5:06 PM

Page 2

Facility	Permit	Name	Address	Conn	Total IW (gpd)	Parmcode	City freq	Self freq	Cat	Period	Lower Limit	Upper Limit	Units
02-0485	02-A	Quantum Design Inc	6325 Lusk Bl , San Diego	110	10	ZINC	Q	Q	F	MO		1.48	mg/L
02-0505	04-A	Curtis Technology Inc	11391 Sorrento Valley Rd , San Diego	100	3	CADMIUM	Q	Q	F	DM		.11	mg/L
										MO		.07	mg/L
						CHROMIUM	Q	Q	F	DM		2.77	mg/L
										MO		1.71	mg/L
						COPPER	Q	Q	F	DM		3.38	mg/L
										MO		2.07	mg/L
						CYANIDE(T)	Q	Q	F	DM		1.2	mg/L
										MO		.65	mg/L
						LEAD	Q	Q	F	DM		.69	mg/L
										MO		.43	mg/L
						NICKEL	Q	Q	F	DM		3.98	mg/L
										MO		2.38	mg/L
						PH	Q	Q	L	DM	5	12.5	pH
						PH HIGHEST	S		L	DM		12.5	pH
						SILVER	Q	Q	F	DM		.43	mg/L
										MO		.24	mg/L
						TTO(413+433)-P	A	Q	F	DM		2130	ug/L
						ZINC	Q	Q	F	DM		2.61	mg/L
										MO		1.48	mg/L
02-0518	04-A	Suneva Medical Inc	5870 Pacific Center Bl , San Diego	110	1,700	ACETONE:P-O	Q	Q	F	DM		20700	ug/L
										MO		8200	ug/L
						ETHYL ACET:P-O	Q	Q	F	DM		20700	ug/L
										MO		8200	ug/L
						ISOP ACETATE:P-O	Q	Q	F	DM		20700	ug/L
										MO		8200	ug/L
						METHYLE CL:P-O	Q	Q	F	DM		3000	ug/L
										MO		700	ug/L
						N-AMYL ACET:P-O	Q	Q	F	DM		20700	ug/L
										MO		8200	ug/L
						PH	Q	Q	L	DM	5	12.5	pH
02-0582	05-A	The Argen Corporation	5855 Oberlin Dr , San Diego	110	214	CADMIUM	Q	Q	F	DM		.32	mg/L
										MO		.14	mg/L
						COPPER	Q	Q	F	DM		1.76	mg/L
										MO		.93	mg/L
						CYANIDE(T)	Q	Q	F	DM		.27	mg/L
										MO		.11	mg/L
						SILVER	Q	Q	F	DM		.38	mg/L
										MO		.16	mg/L
02-0761	04-A	Pacira Pharmaceuticals Inc	11011 N Torrey Pines Rd , San Diego	120	4,847	ACETONE:P-O	Q	Q	F	DM		18747	ug/L
										MO		7426	ug/L
						ETHYL ACET:P-O	Q	Q	F	DM		18747	ug/L
										MO		7426	ug/L

SIU Facilities: Federally and Locally Regulated Parameters by Connection Treatment Plant 1

Report run on: January 6, 2012 5:06 PM

Page 3

Facility	Permit	Name	Address	Conn	Total IW (gpd)	Parmcode	City freq	Self freq	Cat	Period	Lower Limit	Upper Limit	Units
02-0761	04-A	Pacira Pharmaceuticals Inc	11011 N Torrey Pines Rd , San Diego	120	4,847	ISOP ACETATE:P-O	Q	Q	F	DM		18747	ug/L
									MO		7426	ug/L	
									DM		2717	ug/L	
									MO		634	ug/L	
									DM		18747	ug/L	
02-0762	04-A	Pacira Pharmaceuticals Inc	10450 Science Center Dr , San Diego	110	3,535	N-AMYL ACET:P-O	Q	Q	F	DM		18747	ug/L
									MO		7426	ug/L	
									DM	5	12.5	pH	
									DM		20700	ug/L	
									MO		8200	ug/L	
									DM		20700	ug/L	
									MO		8200	ug/L	
									DM		20700	ug/L	
									MO		8200	ug/L	
									DM		3000	ug/L	
03-0115	05-A	ATK Space Systems	9617 Distribution Av , San Diego	410	80	PH	Q	Q	L	DM	5	12.5	pH
						PH HIGHEST	N		L	DM		12.5	pH
						CADMIUM	Q	Q	F	DM		.11	mg/L
									MO		.07	mg/L	
						CHROMIUM	Q	Q	F	DM		2.77	mg/L
									MO		1.71	mg/L	
						COPPER	Q	Q	F	DM		3.38	mg/L
									MO		2.07	mg/L	
						CYANIDE(T)	Q	Q	F	DM		1.2	mg/L
									MO		.65	mg/L	
						LEAD	Q	Q	F	DM		.69	mg/L
									MO		.43	mg/L	
						NICKEL	Q	Q	F	DM		3.98	mg/L
									MO		2.38	mg/L	
						SILVER	Q	Q	F	DM		.43	mg/L
			MO		.24	mg/L							
TTO(413+433)-P	A	Q	F	DM		2130	ug/L						
ZINC	Q	Q	F	DM		2.61	mg/L						
			MO		1.48	mg/L							
03-0717	05-A	Action Powder Coating LLC	7949 Stromesa Ct Suite D, San Diego	110	1,213	CADMIUM	Q	Q	F	DM		.11	mg/L
									MO		.07	mg/L	
						CHROMIUM	Q	Q	F	DM		2.77	mg/L
									MO		1.71	mg/L	
						COPPER	Q	Q	F	DM		3.38	mg/L
			MO		2.07	mg/L							
			DM		1.2	mg/L							

SIU Facilities: Federally and Locally Regulated Parameters by Connection Treatment Plant 1

Report run on: January 6, 2012 5:06 PM

Page 4

Facility	Permit	Name	Address	Conn	Total IW (gpd)	Parmcode	City freq	Self freq	Cat	Period	Lower Limit	Upper Limit	Units
03-0717	05-A	Action Powder Coating LLC	7949 Stromesa Ct Suite D, San Diego	110	1,213	CYANIDE(T)	Q	Q	F	MO		.65	mg/L
						LEAD	Q	Q	F	DM		.69	mg/L
									MO		.43	mg/L	
						NICKEL	Q	Q	F	DM		3.98	mg/L
									MO		2.38	mg/L	
						PH	Q	Q	L	DM	5	12.5	pH
						PH HIGHEST	Q		L	DM		12.5	pH
						SILVER	Q	Q	F	DM		.43	mg/L
									MO		.24	mg/L	
						TTO(413+433)-P	A	Q	F	DM		2130	ug/L
						ZINC	Q	Q	F	DM		2.61	mg/L
									MO		1.48	mg/L	
						03-0722	05-A	Polese Company Inc	10113 Carroll Canyon Rd , San Diego	110	209	CADMIUM	Q
			MO		.07							mg/L	
CHROMIUM	Q	Q	F	DM								2.74	mg/L
			MO		1.69							mg/L	
COPPER	Q	Q	F	DM								2.99	mg/L
			MO		1.73							mg/L	
CYANIDE(T)	Q	Q	F	DM								1.19	mg/L
			MO		.64							mg/L	
FLUORIDE	Q	Q	F	DM								71.1	mg/L
			MO		46.9							mg/L	
LEAD	Q	Q	F	DM								.68	mg/L
			MO		.43							mg/L	
MOLYBDENUM	Q	Q	F	DM								8.93	mg/L
			MO		3.96	mg/L							
NICKEL	Q	Q	F	DM		2.97	mg/L						
			MO		1.8	mg/L							
PH	Q		L	DM	5	12.5	pH						
SILVER	Q	Q	F	DM		.43	mg/L						
			MO		.24	mg/L							
TTO(413+433)-P	A	Q	F	DM		2109	ug/L						
ZINC	Q	Q	F	DM		2.58	mg/L						
			MO		1.47	mg/L							
03-0920	03-C	A to Z Metal Finishing	9352 Cabot Dr , San Diego	110	335	CADMIUM	Q	Q	F	DM		.11	mg/L
									MO		.07	mg/L	
						CHROMIUM	Q	Q	F	DM		2.77	mg/L
									MO		1.71	mg/L	
						COPPER	Q	Q	F	DM		3.38	mg/L
									MO		2.07	mg/L	
						CYANIDE(T)	Q	Q	F	DM		1.2	mg/L
			MO		.65	mg/L							
LEAD	Q	Q	F	DM		.69	mg/L						

SIU Facilities: Federally and Locally Regulated Parameters by Connection Treatment Plant 1

Report run on: January 6, 2012 5:06 PM

Page 5

Facility	Permit	Name	Address	Conn	Total IW (gpd)	Parmcode	City freq	Self freq	Cat	Period	Lower Limit	Upper Limit	Units
03-0920	03-C	A to Z Metal Finishing	9352 Cabot Dr , San Diego	110	335	LEAD	Q	Q	F	MO		.43	mg/L
						NICKEL	Q	Q	F	DM		3.98	mg/L
									MO		2.38	mg/L	
						PH	Q	Q	F	DM	5	12.5	pH
						SILVER	Q	Q	F	DM		.43	mg/L
									MO		.24	mg/L	
						TTO(413+433)-P	A	Q	F	DM		2130	ug/L
						ZINC	Q	Q	F	DM		2.61	mg/L
									MO		1.48	mg/L	
									DM		.11	mg/L	
03-1017	02-A	Anocote Metal Finishing	7550 Trade St , San Diego	110	94	CADMIUM	Q	Q	F	DM		.07	mg/L
									MO		2.77	mg/L	
						CHROMIUM	Q	Q	F	DM		1.71	mg/L
									MO		3.38	mg/L	
						COPPER	Q	Q	F	DM		2.07	mg/L
									MO		1.2	mg/L	
						CYANIDE(T)	Q	Q	F	DM		.65	mg/L
									MO		.69	mg/L	
						LEAD	Q	Q	F	DM		.43	mg/L
									MO		3.98	mg/L	
						NICKEL	Q	Q	F	DM		2.38	mg/L
									MO		5	12.5	pH
						PH	Q	Q	L	DM		.43	mg/L
						SILVER	Q	Q	F	DM		.24	mg/L
			MO		2130	ug/L							
			DM		2.61	mg/L							
05-0684	04-A	Allermed Laboratories Inc	7203 Convoy Ct , San Diego	130	10	ACETONE:P-O	S	Q	F	DM		20700	ug/L
									MO		8200	ug/L	
						ETHYL ACET:P-O	S	Q	F	DM		20700	ug/L
									MO		8200	ug/L	
						ISOP ACETATE:P-O	S	Q	F	DM		20700	ug/L
									MO		8200	ug/L	
						METHYLE CL:P-O	S	Q	F	DM		3000	ug/L
							MO		700	ug/L			
				N-AMYL ACET:P-O	S	Q	F	DM		20700	ug/L		
							MO		8200	ug/L			
				140	10	ACETONE:P-O	S	Q	F	DM		20700	ug/L
									MO		8200	ug/L	
						ETHYL ACET:P-O	S	Q	F	DM		20700	ug/L
									MO		8200	ug/L	
ISOP ACETATE:P-O	S	Q	F			DM		20700	ug/L				
			MO				8200	ug/L					
			DM				8200	ug/L					

SIU Facilities: Federally and Locally Regulated Parameters by Connection Treatment Plant 1

Report run on: January 6, 2012 5:06 PM

Page 6

Facility	Permit	Name	Address	Conn	Total IW (gpd)	Parmcode	City freq	Self freq	Cat	Period	Lower Limit	Upper Limit	Units		
05-0684	04-A	Allermed Laboratories Inc	7203 Convoy Ct , San Diego	140	10	METHYLE CL:P-O	S	Q	F	DM		3000	ug/L		
									MO	700	ug/L				
						N-AMYL ACET:P-O	S	Q	F	DM		20700	ug/L		
									MO	8200	ug/L				
						150	20	ACETONE:P-O	S	Q	F	DM		20700	ug/L
									MO	8200	ug/L				
								ETHYL ACET:P-O	S	Q	F	DM		20700	ug/L
									MO	8200	ug/L				
								ISOP ACETATE:P-O	S	Q	F	DM		20700	ug/L
									MO	8200	ug/L				
		METHYLE CL:P-O	S	Q	F	DM		3000	ug/L						
			MO	700	ug/L										
		N-AMYL ACET:P-O	S	Q	F	DM		20700	ug/L						
			MO	8200	ug/L										
05-0985	03-B	Pacific Gas Turbine Center	7007 Consolidated Wy , San Diego	110	189	CADMIUM	Q	Q	F	DM		.11	mg/L		
									MO	.07	mg/L				
						CHROMIUM	Q	Q	F	DM		2.77	mg/L		
									MO	1.71	mg/L				
						COPPER	Q	Q	F	DM		3.38	mg/L		
									MO	2.07	mg/L				
						CYANIDE(T)	Q	Q	F	DM		1.2	mg/L		
									MO	.65	mg/L				
						LEAD	Q	Q	F	DM		.69	mg/L		
									MO	.43	mg/L				
						NICKEL	Q	Q	F	DM		3.98	mg/L		
									MO	2.38	mg/L				
						PH	Q	Q	L	DM	5	12.5	pH		
						SILVER	Q	Q	F	DM		.43	mg/L		
			MO	.24	mg/L										
TTO(413+433)-P	A	Q	F	DM		2130	ug/L								
ZINC	Q	Q	F	DM		2.61	mg/L								
			MO	1.48	mg/L										
05-0997	04-A	TTM Printed Circuit Group Inc	5037 Ruffner St , San Diego	220	6,851	CADMIUM	Q	Q	F	DM		.11	mg/L		
									MO	.07	mg/L				
						CHROMIUM	Q	Q	F	DM		2.77	mg/L		
									MO	1.71	mg/L				
						COPPER	Q	Q	F	DM		3.38	mg/L		
									MO	2.07	mg/L				
						LEAD	Q	Q	F	DM		.69	mg/L		
									MO	.43	mg/L				
						NICKEL	Q	Q	F	DM		3.98	mg/L		
									MO	2.38	mg/L				
PH	Q	Q	L	DM	5	12.5	pH								

SIU Facilities: Federally and Locally Regulated Parameters by Connection Treatment Plant 1

Report run on: January 6, 2012 5:06 PM

Page 7

Facility	Permit	Name	Address	Conn	Total IW (gpd)	Parmcode	City freq	Self freq	Cat	Period	Lower Limit	Upper Limit	Units		
05-0997	04-A	TTM Printed Circuit Group Inc	5037 Ruffner St , San Diego	220	6,851	PH HIGHEST SILVER	Q		L	DM		12.5	pH		
							Q	Q	F	DM	.43	mg/L			
										MO	.24	mg/L			
								TTO(413+433)-P ZINC	A	Q	F	DM		2130	ug/L
						Q	Q		F	DM	2.61	mg/L			
										MO	1.48	mg/L			
								CYANIDE(T)	Q	Q	F	DM		1.2	mg/L
										MO	.65	mg/L			
								CYANIDE(T)	Q	Q	F	DM		1.2	mg/L
										MO	.65	mg/L			
05-1019	03-A	USN;Marine Corp Air Station Miramar	45249 Miramar Wy , San Diego	100	19,607	FLOW RATE MAX OIL/GREASE PH			L	DM		1111	gpm		
							S	H	L	DM	5	500	mg/L		
							S	H	L	DM	12.5	pH			
05-1081	03-A	UT; ExxonMobil Oil Corporation	3861 Governor Dr , San Diego	100	840	BNZ(W/OAGG) BTEX	Q	Q	L	DM		50	ug/L		
							Q	Q	L	DM	750	ug/L			
									M	L	DM		10	gpm	
06-0026	04-A	Cubic Defense Applications Inc	9233 Balboa Av , San Diego	150	666	CADMIUM	Q	Q	F	DM		.69	mg/L		
										MO	.26	mg/L			
								CHROMIUM	Q	Q	F	DM		2.77	mg/L
										MO	1.71	mg/L			
								COPPER	Q	Q	F	DM		3.38	mg/L
										MO	2.07	mg/L			
								CYANIDE(T)	Q	Q	F	DM		1.2	mg/L
										MO	.65	mg/L			
								LEAD	Q	Q	F	DM		.69	mg/L
										MO	.43	mg/L			
								NICKEL	Q	Q	F	DM		3.98	mg/L
										MO	2.38	mg/L			
								SILVER	Q	Q	F	DM		.43	mg/L
										MO	.24	mg/L			
								TTO(413+433)-P ZINC	A	Q	F	DM		2130	ug/L
										Q	Q	F	DM		2.61
												MO		1.48	mg/L
		CADMIUM	Q	Q	F	DM		.69	mg/L						
				MO	.26	mg/L									
		CHROMIUM	Q	Q	F	DM		2.77	mg/L						
				MO	1.71	mg/L									
		COPPER	Q	Q	F	DM		3.38	mg/L						
				MO	2.07	mg/L									
		CYANIDE(T)	Q	Q	F	DM		1.2	mg/L						
				MO	.65	mg/L									
		LEAD	Q	Q	F	DM		.69	mg/L						
				MO	.43	mg/L									

SIU Facilities: Federally and Locally Regulated Parameters by Connection Treatment Plant 1

Report run on: January 6, 2012 5:06 PM

Page 8

Facility	Permit	Name	Address	Conn	Total IW (gpd)	Parmcode	City freq	Self freq	Cat	Period	Lower Limit	Upper Limit	Units					
06-0026	04-A	Cubic Defense Applications Inc	9233 Balboa Av , San Diego	160	286	NICKEL	Q	Q	F	DM		3.98	mg/L					
									MO		2.38	mg/L						
									DM		.43	mg/L						
									MO		.24	mg/L						
								TTO(413+433)-P	A	Q	F	DM		2130	ug/L			
								ZINC	Q	Q	F	DM		2.61	mg/L			
											MO		1.48	mg/L				
								170		1	CADMIUM	Q	Q	F	DM		.69	mg/L
											MO		.26	mg/L				
											CHROMIUM	Q	Q	F	DM		2.77	mg/L
											MO		1.71	mg/L				
											COPPER	Q	Q	F	DM		3.38	mg/L
											MO		2.07	mg/L				
											CYANIDE(T)	Q	Q	F	DM		1.2	mg/L
											MO		.65	mg/L				
											LEAD	Q	Q	F	DM		.69	mg/L
											MO		.43	mg/L				
											NICKEL	Q	Q	F	DM		3.98	mg/L
					MO		2.38	mg/L										
					SILVER	Q	Q	F	DM		.43	mg/L						
					MO		.24	mg/L										
					TTO(413+433)-P	A	Q	F	DM		2130	ug/L						
					ZINC	Q	Q	F	DM		2.61	mg/L						
									MO		1.48	mg/L						
06-0058	05-A	Kyocera America Inc	8611 Balboa Av , San Diego	130	32,590	CADMIUM	Q	H	F	DM		.11	mg/L					
									MO		.07	mg/L						
									DM		2.77	mg/L						
									MO		1.71	mg/L						
									DM		3.38	mg/L						
									MO		2.07	mg/L						
									DM		.69	mg/L						
									MO		.43	mg/L						
									DM		3.98	mg/L						
									MO		2.38	mg/L						
									DM		5	12.5	pH					
									L	DM		12.5	pH					
									F	DM		.43	mg/L					
									MO		.24	mg/L						
									TTO(413+433)-P	A	H	F	DM		2130	ug/L		
			ZINC	Q	H	F	DM		2.61	mg/L								
					MO		1.48	mg/L										
			131		7,716	CYANIDE(A)	Q	H	F	DM		.86	mg/L					
								MO		.32	mg/L							

SIU Facilities: Federally and Locally Regulated Parameters by Connection Treatment Plant 1

Report run on: January 6, 2012 5:06 PM

Page 9

Facility	Permit	Name	Address	Conn	Total IW (gpd)	Parmcode	City freq	Self freq	Cat	Period	Lower Limit	Upper Limit	Units
06-0058	05-A	Kyocera America Inc	8611 Balboa Av , San Diego	140	10,000	CADMIUM	Q	H	F	DM	5	.11	mg/L
									MO	.07		mg/L	
						CHROMIUM	Q	H	F	DM		2.77	mg/L
									MO	1.71		mg/L	
						COPPER	Q	H	F	DM		3.38	mg/L
									MO	2.07		mg/L	
						LEAD	Q	H	F	DM		.69	mg/L
									MO	.43		mg/L	
						NICKEL	Q	H	F	DM		3.98	mg/L
									MO	2.38		mg/L	
						PH	Q	H	L	DM		12.5	pH
						PH HIGHEST	Q		L	DM		12.5	pH
						SILVER	Q	H	F	DM		.43	mg/L
									MO	.24		mg/L	
TTO(413+433)-P	A	H	F	DM	2130	ug/L							
ZINC	Q	H	F	DM	2.61	mg/L							
			MO	1.48	mg/L								
06-0267	05-A	Hamilton Sundstrand Power Systems	4400 Ruffin Rd , San Diego	110	915	CADMIUM	Q	Q	F	DM	5	.11	mg/L
									MO	.07		mg/L	
						CHROMIUM	Q	Q	F	DM		2.77	mg/L
									MO	1.71		mg/L	
						COPPER	Q	Q	F	DM		3.38	mg/L
									MO	2.07		mg/L	
						CYANIDE(T)	Q	Q	F	DM		1.2	mg/L
									MO	.65		mg/L	
						LEAD	Q	Q	F	DM		.69	mg/L
									MO	.43		mg/L	
						NICKEL	Q	Q	F	DM		3.98	mg/L
									MO	2.38		mg/L	
						PH	Q	Q	L	DM		12.5	pH
						SILVER	Q	Q	F	DM		.43	mg/L
			MO	.24	mg/L								
TTO(413+433)-P	A	Q	F	DM	2130	ug/L							
ZINC	Q	Q	F	DM	2.61	mg/L							
			MO	1.48	mg/L								
06-0595	02-A	UT; Frey Environmental Inc	5345 Overland Av , San Diego	100	107	BNZ(W/OAGG)	Q	Q	L	DM		50	ug/L
						BTEX	Q	Q	L	DM		750	ug/L
						FLOW RATE MAX		M	L	DM		30	gpm
						PETROLEUM HC	Q	Q	L	DM		500	mg/L
						TPH	Q	Q	L	DM		500	mg/L
07-0171	03-A	UT; Thrifty Oil Company # 419	8787 Lake Murray Bl , San Diego	100	1,400	BNZ(W/OAGG)	H	H	L	DM		50	ug/L
						BTEX	H	H	L	DM		750	ug/L
						FLOW MAX		M	L	DM		1400	gpd

SIU Facilities: Federally and Locally Regulated Parameters by Connection Treatment Plant 1

Report run on: January 6, 2012 5:06 PM

Page 10

Facility	Permit	Name	Address	Conn	Total IW (gpd)	Parmcode	City freq	Self freq	Cat	Period	Lower Limit	Upper Limit	Units
07-0171	03-A	UT; Thrifty Oil Company # 419	8787 Lake Murray Bl , San Diego	100	1,400	FLOW RATE MAX		M	L	DM		10	gpm
08-0008	05-B	UT; USN FISC Point Loma Fuel Annex	199 Rosecrans St , San Diego	210	75,000	FLOWIMP MAX DRY		M	L	DM		250	gpm
						FLOWIMP MAX WET		M	L	DM		125	gpm
						PETROLEUM HC	H		L	DM		500	mg/L
						TPH		H	L	DM		500	mg/L
08-0018	04-A	USN;Naval Base Coronado - NASNI	678 McCain Bl , San Diego	100	42,291	OIL/GREASE	Q	Q	L	DM		500	mg/L
						PH	Q	Q	L	DM	5	12.5	pH
				120	5,737	CADMIUM	Q	M	F	DM		.11	mg/L
										MO		.07	mg/L
						CHROMIUM	Q	M	F	DM		2.75	mg/L
										MO		1.7	mg/L
						COPPER	Q	M	F	DM		3.36	mg/L
										MO		2.06	mg/L
						LEAD	Q	M	F	DM		.69	mg/L
										MO		.43	mg/L
						NICKEL	Q	M	F	DM		3.96	mg/L
										MO		2.37	mg/L
						SILVER	Q	M	F	DM		.43	mg/L
										MO		.24	mg/L
						TTO(413+433)-P	A	M	F	DM		2118	ug/L
						ZINC	Q	M	F	DM		2.6	mg/L
										MO		1.47	mg/L
				123	5,737	CYANIDE(A)	Q	M	F	DM		.86	mg/L
										MO		.32	mg/L
				140	15	CADMIUM	Q	Q	F	DM		.69	mg/L
										MO		.26	mg/L
						CHROMIUM	Q	Q	F	DM		2.77	mg/L
										MO		1.71	mg/L
						COPPER	Q	Q	F	DM		3.38	mg/L
										MO		2.07	mg/L
						CYANIDE(T)	Q	Q	F	DM		1.2	mg/L
										MO		.65	mg/L
						LEAD	Q	Q	F	DM		.69	mg/L
										MO		.43	mg/L
						NICKEL	Q	Q	F	DM		3.98	mg/L
										MO		2.38	mg/L
						SILVER	Q	Q	F	DM		.43	mg/L
										MO		.24	mg/L
						TTO(413+433)-P	A	Q	F	DM		2130	ug/L
						ZINC	Q	Q	F	DM		2.61	mg/L
										MO		1.48	mg/L
				150	27,203	CADMIUM	Q	M	F	DM		.11	mg/L
										MO		.07	mg/L

SIU Facilities: Federally and Locally Regulated Parameters by Connection Treatment Plant 1

Report run on: January 6, 2012 5:06 PM

Page 11

Facility	Permit	Name	Address	Conn	Total IW (gpd)	Parmcode	City freq	Self freq	Cat	Period	Lower Limit	Upper Limit	Units
08-0018	04-A	USN;Naval Base Coronado - NASNI	678 McCain Bl , San Diego	150	27,203	CHROMIUM	Q	M	F	DM	2.77	mg/L	
									MO	1.71	mg/L		
						COPPER	Q	M	F	DM	3.38	mg/L	
									MO	2.07	mg/L		
						CYANIDE(T)	Q	M	F	DM	1.2	mg/L	
									MO	.65	mg/L		
						LEAD	Q	M	F	DM	.69	mg/L	
									MO	.43	mg/L		
						NICKEL	Q	M	F	DM	3.98	mg/L	
									MO	2.38	mg/L		
						SILVER	Q	M	F	DM	.43	mg/L	
									MO	.24	mg/L		
						TTO(413+433)-P	A	M	F	DM	2130	ug/L	
						ZINC	Q	M	F	DM	2.61	mg/L	
							MO	1.48	mg/L				
				160	55	CADMIUM	Q	Q	F	DM	.69	mg/L	
									MO	.26	mg/L		
						CHROMIUM	Q	Q	F	DM	2.77	mg/L	
									MO	1.71	mg/L		
						COPPER	Q	Q	F	DM	3.38	mg/L	
									MO	2.07	mg/L		
						CYANIDE(T)	Q	Q	F	DM	1.2	mg/L	
									MO	.65	mg/L		
						LEAD	Q	Q	F	DM	.69	mg/L	
									MO	.43	mg/L		
						NICKEL	Q	Q	F	DM	3.98	mg/L	
									MO	2.38	mg/L		
						SILVER	Q	Q	F	DM	.43	mg/L	
									MO	.24	mg/L		
				TTO(413+433)-P	A	Q	F	DM	2130	ug/L			
				ZINC	Q	Q	F	DM	2.61	mg/L			
							MO	1.48	mg/L				
				180	2	CADMIUM	Q	Q	F	DM	.11	mg/L	
									MO	.07	mg/L		
						CHROMIUM	Q	Q	F	DM	2.77	mg/L	
									MO	1.71	mg/L		
						COPPER	Q	Q	F	DM	3.38	mg/L	
									MO	2.07	mg/L		
						CYANIDE(T)	Q	Q	F	DM	1.2	mg/L	
									MO	.65	mg/L		
						LEAD	Q	Q	F	DM	.69	mg/L	
									MO	.43	mg/L		
NICKEL	Q	Q	F			DM	3.98	mg/L					

SIU Facilities: Federally and Locally Regulated Parameters by Connection Treatment Plant 1

Report run on: January 6, 2012 5:06 PM

Page 12

Facility	Permit	Name	Address	Conn	Total IW (gpd)	Parmcode	City freq	Self freq	Cat	Period	Lower Limit	Upper Limit	Units	
08-0018	04-A	USN/Naval Base Coronado - NASNI	678 McCain Bl , San Diego	180	2	NICKEL	Q	Q	F	MO		2.38	mg/L	
						SILVER	Q	Q	F	DM		.43	mg/L	
										MO		.24	mg/L	
						TTO(413+433)-P	A	Q	F	DM		2130	ug/L	
						ZINC	Q	Q	F	DM		2.61	mg/L	
										MO		1.48	mg/L	
				190	2,049	CADMIUM	Q	Q	F	DM		.69	mg/L	
										MO		.26	mg/L	
						CHROMIUM	Q	Q	F	DM		2.77	mg/L	
										MO		1.71	mg/L	
						COPPER	Q	Q	F	DM		3.38	mg/L	
										MO		2.07	mg/L	
						CYANIDE(T)	Q	Q	F	DM		1.2	mg/L	
										MO		.65	mg/L	
						LEAD	Q	Q	F	DM		.69	mg/L	
										MO		.43	mg/L	
						NICKEL	Q	Q	F	DM		3.98	mg/L	
										MO		2.38	mg/L	
SILVER	Q	Q	F	DM		.43	mg/L							
				MO		.24	mg/L							
								DM		2130	ug/L			
								F	DM		2.61	mg/L		
									MO		1.48	mg/L		
08-0558	02-A	Miller Environmental	2701 North Harbor Dr , San Diego	799	1	BNZ(W/OAGG)	Q	M	L	DM		500	ug/L	
				100		34,294	CADMIUM	Q	M	L	DM		1	mg/L
							CHROMIUM	Q	M	L	DM		5	mg/L
							COPPER	Q	M	L	DM		11	mg/L
							FLOW RATE MAX		M	L	DM		400	gpm
							LEAD	Q	M	L	DM		5	mg/L
							NICKEL	Q	M	L	DM		13	mg/L
							PCBS	Q	M	L	DM		3	ug/L
							ZINC	Q	M	L	DM		24	mg/L
				08-0573		01-A	UT; Wier Construction Corporation	Winship Ln & Harbor Dr , San Diego	100	576,000	BNZ(W/OAGG)	M	Q	L
BTEX	M	Q	L		DM							750	ug/L	
FLOW RATE MAX		M	L		DM							400	gpm	
09-0001	04-A	Alsco Inc	705 W Grape St , San Diego	100	73,436	COPPER	Q	H	L	DM		11	mg/L	
						OIL/GREASE	Q	H	L	DM		588	mg/L	
						PH	Q	H	L	DM	5	12.5	pH	
						ZINC	Q	H	L	DM		24	mg/L	
09-0960	01-A	UT; HPS Mechanical, Inc.	Pacific Highway , San Diego	100	1,440,000	FLOW RATE MAX		M	L	DM		600	gpm	
				200		0	FLOW RATE MAX		M	L	DM		600	gpm
				300		0	FLOW RATE MAX		M	L	DM		600	gpm
				400		0	FLOW RATE MAX		M	L	DM		600	gpm

SIU Facilities: Federally and Locally Regulated Parameters by Connection Treatment Plant 1

Report run on: January 6, 2012 5:06 PM

Page 13

Facility	Permit	Name	Address	Conn	Total IW (gpd)	Parmcode	City freq	Self freq	Cat	Period	Lower Limit	Upper Limit	Units
09-0960	01-A	UT; HPS Mechanical, Inc.	Pacific Highway , San Diego	500	0	FLOW RATE MAX		M	L	DM		600	gpm
10-0018	04-A	Coca-Cola Bottling Company of Southern California	1348 47th St , San Diego	120	56,022	PH	Q	H	L	DM	5	12.5	pH
						PH HIGHEST	Q		L	DM		12.5	pH
11-0016	04-B	USN;Naval Base San Diego	32nd St @ Harbor Dr , San Diego	820	0	FLOW R MAX RESTR		S	L	DM		350	gpm
						FLOWIMP MAX DRY		S	L	DM		750	gpm
						FLOWIMP MAX WET		S	L	DM		750	gpm
				830	50,940	OIL/GREASE	Q		L	DM		500	mg/L
						PH	M		L	DM	5	12.5	pH
				850	50,940	CADMIUM	Q	Q	L	DM		1	mg/L
						CHROMIUM	Q	Q	L	DM		5	mg/L
						COPPER	Q	Q	L	DM		11	mg/L
						LEAD	Q	Q	L	DM		5	mg/L
						NICKEL	Q	Q	L	DM		13	mg/L
						ZINC	Q	Q	L	DM		24	mg/L
11-0024	04-A	Southern California Plating Company Inc	3261 National Av , San Diego	110	1,300	CADMIUM	Q	Q	F	DM		.11	mg/L
										MO		.07	mg/L
						CHROMIUM	Q	Q	F	DM		2.77	mg/L
										MO		1.71	mg/L
						COPPER	Q	Q	F	DM		3.38	mg/L
										MO		2.07	mg/L
						CYANIDE(T)	Q	Q	F	DM		1.2	mg/L
										MO		.65	mg/L
						LEAD	Q	Q	F	DM		.69	mg/L
										MO		.43	mg/L
						NICKEL	Q	Q	F	DM		3.98	mg/L
										MO		2.38	mg/L
						PH	Q	Q	L	DM	5	12.5	pH
						PH HIGHEST	Q		L	DM		12.5	pH
						SILVER	Q	Q	F	DM		.43	mg/L
										MO		.24	mg/L
						TTO(413+433)-P	A	Q	F	DM		2130	ug/L
						ZINC	Q	Q	F	DM		2.61	mg/L
										MO		1.48	mg/L
11-0032	04-A	Angelica Textile Services	3939 Market St , San Diego	110	148,657	OIL/GREASE	H	M	L	DM		500	mg/L
						PH	H	M	L	DM	5	12.5	pH
						PH HIGHEST	H		L	DM		12.5	pH
						ZINC	H	M	O	DM		24	mg/L
11-0051	05-A	General Dynamics NASSCO	2798 Harbor Dr , San Diego	200	3,396	CADMIUM	Q	Q	L	DM		1	mg/L
						CHROMIUM	Q	Q	L	DM		5	mg/L
						COPPER	Q	Q	L	DM		11	mg/L
						LEAD	Q	Q	L	DM		5	mg/L
						NICKEL	Q	Q	L	DM		13	mg/L
						OIL/GREASE	Q	Q	L	DM		500	mg/L

SIU Facilities: Federally and Locally Regulated Parameters by Connection Treatment Plant 1

Report run on: January 6, 2012 5:06 PM

Page 14

Facility	Permit	Name	Address	Conn	Total IW (gpd)	Parmcode	City freq	Self freq	Cat	Period	Lower Limit	Upper Limit	Units							
11-0051	05-A	General Dynamics NASSCO	2798 Harbor Dr , San Diego	200	3,396	PH	Q	Q	L	DM	5	12.5	pH							
						ZINC	Q	Q	L	DM		24	mg/L							
						300	7,391	OIL/GREASE	Q	Q		L	DM	500	mg/L					
								PH	Q	Q		L	DM	12.5	pH					
						310	7,391	CADMIUM	Q	Q		F	DM	.11	mg/L					
													MO	.07	mg/L					
								CHROMIUM	Q	Q		F	DM	2.77	mg/L					
													MO	1.71	mg/L					
								COPPER	Q	Q		F	DM	3.38	mg/L					
													MO	2.07	mg/L					
								CYANIDE(T)	Q	Q		F	DM	1.2	mg/L					
													MO	.65	mg/L					
								LEAD	Q	Q		F	DM	.69	mg/L					
													MO	.43	mg/L					
								NICKEL	Q	Q		F	DM	3.98	mg/L					
													MO	2.38	mg/L					
								SILVER	Q	Q		F	DM	.43	mg/L					
													MO	.24	mg/L					
								TTO(413+433)-P	A	Q		F	DM	2130	ug/L					
ZINC	Q	Q	F	DM	2.61			mg/L												
				MO	1.48			mg/L												
11-0189	05-A	Cintas Corporation	675 32nd St , San Diego	110	26,589	600	3,876			L	DM	750	gpm							
											L	DM	500	gpm						
											L	DM	500	mg/L						
											L	DM	12.5	pH						
											L	DM	1	mg/L						
											L	DM	5	mg/L						
											L	DM	11	mg/L						
											L	DM	5	mg/L						
											L	DM	13	mg/L						
											L	DM	500	mg/L						
											L	DM	12.5	pH						
											L	DM	24	mg/L						
						11-0272		04-A	Major Scientific Industries	3557 Dalbergia St , San Diego	110	8	CADMIUM	Q	Q	F	DM	5	.11	mg/L
																	MO		.07	mg/L
													CHROMIUM	Q	Q	F	DM		2.77	mg/L
																	MO		1.71	mg/L
													COPPER	Q	Q	F	DM		3.38	mg/L
																	MO		2.07	mg/L
													CYANIDE(T)	Q	Q	F	DM		1.2	mg/L
				MO	.65		mg/L													
LEAD	Q	Q	F	DM	.69		mg/L													
				MO	.43		mg/L													

SIU Facilities: Federally and Locally Regulated Parameters by Connection Treatment Plant 1

Report run on: January 6, 2012 5:06 PM

Page 15

Facility	Permit	Name	Address	Conn	Total IW (gpd)	Parmcode	City freq	Self freq	Cat	Period	Lower Limit	Upper Limit	Units								
11-0272	04-A	Major Scientific Industries	3557 Dalbergia St , San Diego	110	8	NICKEL	Q	Q	F	DM		3.98	mg/L								
									MO		2.38	mg/L									
									DM		.43	mg/L									
									MO		.24	mg/L									
									DM		2130	ug/L									
									DM		2.61	mg/L									
11-0334	05-A	K & R Graphix	3754 Main St Suite A, San Diego	110	50	CADMIUM	Q	Q	F	DM		.69	mg/L								
									MO		.26	mg/L									
									DM		2.77	mg/L									
									MO		1.71	mg/L									
									DM		3.38	mg/L									
									MO		2.07	mg/L									
									DM		1.2	mg/L									
									MO		.65	mg/L									
									DM		.69	mg/L									
									MO		.43	mg/L									
									DM		3.98	mg/L									
									MO		2.38	mg/L									
									DM		.43	mg/L									
									MO		.24	mg/L									
11-0398	05-A	Unifirst Corporation	4041 Market St , San Diego	110	26,194	CADMIUM	Q	Q	L	DM		1	mg/L								
									DM		5	mg/L									
									DM		11	mg/L									
									DM		5	mg/L									
									DM		13	mg/L									
									DM		500	mg/L									
									DM	5	12.5	pH									
									DM		12.5	pH									
									DM		24	mg/L									
						11-0444	04-A	CP Kelco	2025 E Harbor Dr , San Diego	430	99,490	PH	W	M	L	DM	5	12.5	pH		
															DM		12.5	pH			
															DM		1	mg/L			
												800	573,767	PH	W	M	L	DM	5	12.5	pH
																	DM		12.5	pH	
			DM		1							mg/L									
11-0526	02-A	UT; Thrifty Oil Company # 096	2502 Imperial Av , San Diego	100	7,200	BNZ(W/OAGG)	H	H	L	DM		50	ug/L								
									DM		750	ug/L									
									DM		20	gpm									
11-0534	02-A	UT; City of San Diego - Storm Water	111 W Harbor Dr , San Diego	100	217,721	FLOW RATE MAX		M	L	DM		500	gpm								
									DM												

SIU Facilities: Federally and Locally Regulated Parameters by Connection Treatment Plant 1

Report run on: January 6, 2012 5:06 PM

Page 16

Facility	Permit	Name	Address	Conn	Total IW (gpd)	Parmcode	City freq	Self freq	Cat	Period	Lower Limit	Upper Limit	Units
11-0539	01-A	UT; G & M Oil Company Station # 45	3774 Main St , San Diego	100	8,640	BNZ(W/OAGG)	H	H	L	DM		50	ug/L
						BTEX	H	H	L	DM		750	ug/L
						FLOW RATE MAX		M	L	DM		15	gpm
12-0038	04-A	RJ Donovan Correctional Facility	480 Alta Rd , San Diego	100	50,028	OIL/GREASE	H	H	L	DM		500	mg/L
						PH	H	H	L	DM	5	12.5	pH
12-0065	03-C	Emerald Textiles LLC	1725 Dornoch Ct , San Diego	110	67,678	OIL/GREASE	Q	Q	L	DM		500	mg/L
						PH	Q	Q	L	DM	5	12.5	pH
12-0144	03-A	AP Precision Metals	1215 30th St , San Diego	110	264	CADMIUM	Q	Q	F	DM		.11	mg/L
									MO		.07	mg/L	
						CHROMIUM	Q	Q	F	DM		2.77	mg/L
									MO		1.71	mg/L	
						COPPER	Q	Q	F	DM		3.38	mg/L
									MO		2.07	mg/L	
						CYANIDE(T)	Q	Q	F	DM		1.2	mg/L
									MO		.65	mg/L	
						LEAD	Q	Q	F	DM		.69	mg/L
									MO		.43	mg/L	
						NICKEL	Q	Q	F	DM		3.98	mg/L
									MO		2.38	mg/L	
						PH	Q	Q	L	DM	5	12.5	pH
						SILVER	Q	Q	F	DM		.43	mg/L
			MO		.24	mg/L							
			TTO(413+433)-P	A	Q	F	DM		2130	ug/L			
			ZINC	Q	Q	F	DM		2.61	mg/L			
						MO		1.48	mg/L				
12-0154	03-A	Heinz Frozen Foods	7878 Airway Rd , San Diego	110	62,361	CHROMIUM	Q	Q	L	DM		5	mg/L
						OIL/GREASE	M	M	L	DM		500	mg/L
						PH	M	M	L	DM	5	12.5	pH
						PH HIGHEST	N		L	DM		12.5	pH
			TEMP	M	M	F	DM		65.5	DegC			
12-0202	02-A	Spec-Built Systems Inc	2150 Michael Faraday Dr , San Diego	110	26	CADMIUM	Q	Q	F	DM		.11	mg/L
									MO		.07	mg/L	
						CHROMIUM	Q	Q	F	DM		2.77	mg/L
									MO		1.71	mg/L	
						COPPER	Q	Q	F	DM		3.38	mg/L
									MO		2.07	mg/L	
						CYANIDE(T)	Q	Q	F	DM		1.2	mg/L
									MO		.65	mg/L	
						LEAD	Q	Q	F	DM		.69	mg/L
									MO		.43	mg/L	
						NICKEL	Q	Q	F	DM		3.98	mg/L
									MO		2.38	mg/L	
PH	Q	Q	L	DM	5	12.5	pH						

SIU Facilities: Federally and Locally Regulated Parameters by Connection Treatment Plant 1

Report run on: January 6, 2012 5:06 PM

Page 17

Facility	Permit	Name	Address	Conn	Total IW (gpd)	Parmcode	City freq	Self freq	Cat	Period	Lower Limit	Upper Limit	Units
12-0202	02-A	Spec-Built Systems Inc	2150 Michael Faraday Dr , San Diego	110	26	SILVER	Q	Q	F	DM		.43	mg/L
									MO		.24	mg/L	
						TTO(413+433)-P ZINC	A Q	Q Q	F F	DM DM	2130 2.61	ug/L mg/L	
12-0220	01-A	Circle Foods LLC	8411 Siempre Viva Rd , San Diego	110	30,000	OIL/GREASE	M	M	L	DM		500	mg/L
						PH	M	M	L	DM	5	12.5	pH
						PH HIGHEST	N		L	DM		12.5	pH
12-0244	01-C	Harcon Precision Metals Inc	1790 Dornoch Ct , San Diego	110	286	TEMP	M	M	L	DM		65.5	DegC
						CADMIUM	S	S	F	DM		.11	mg/L
									MO		.07	mg/L	
						CHROMIUM	S	S	F	DM		2.77	mg/L
									MO		1.71	mg/L	
						COPPER	S	S	F	DM		3.38	mg/L
									MO		2.07	mg/L	
						CYANIDE(T)	S	S	F	DM		1.2	mg/L
									MO		.65	mg/L	
						LEAD	S	S	F	DM		.69	mg/L
									MO		.43	mg/L	
						NICKEL	S	S	F	DM		3.98	mg/L
									MO		2.38	mg/L	
			DM	5	12.5	pH							
			DM		12.5	pH							
			DM		.43	mg/L							
			MO		.24	mg/L							
			DM		2130	ug/L							
			DM		2.61	mg/L							
			MO		1.48	mg/L							
12-0264	01-A	UT; SC Valley Engineering Inc	Palm City TrunkSewer , San Diego	100	38,400	FLOW RATE MAX		M	L	DM		80	gpm
13-0115	04-B	Doncasters GCE Industries	1891 Nirvana Av , Chula Vista	330	93	CADMIUM	Q	Q	F	DM		.11	mg/L
									MO		.07	mg/L	
						CHROMIUM	Q	Q	F	DM		2.77	mg/L
									MO		1.71	mg/L	
						COPPER	Q	Q	F	DM		3.38	mg/L
									MO		2.07	mg/L	
						CYANIDE(T)	Q	Q	F	DM		1.2	mg/L
									MO		.65	mg/L	
						LEAD	Q	Q	F	DM		.69	mg/L
									MO		.43	mg/L	
			DM		3.98	mg/L							
			MO		2.38	mg/L							
			DM	5	12.5	pH							
			DM		12.5	pH							

SIU Facilities: Federally and Locally Regulated Parameters by Connection Treatment Plant 1

Report run on: January 6, 2012 5:06 PM

Page 18

Facility	Permit	Name	Address	Conn	Total IW (gpd)	Parmcode	City freq	Self freq	Cat	Period	Lower Limit	Upper Limit	Units		
13-0115	04-B	Doncasters GCE Industries	1891 Nirvana Av , Chula Vista	330	93	SILVER	Q	Q	F	DM	.43		mg/L		
									MO	.24		mg/L			
						TTO(413+433)-P	A	Q	F	DM	2130		ug/L		
						ZINC	Q	Q	F	DM	2.61		mg/L		
									MO	1.48		mg/L			
						410	784	CADMIUM	Q	Q	F	DM	.11		mg/L
											MO	.07		mg/L	
								CHROMIUM	Q	Q	F	DM	2.77		mg/L
											MO	1.71		mg/L	
								COPPER	Q	Q	F	DM	3.38		mg/L
									MO	2.07		mg/L			
				CYANIDE(T)	Q			Q	F	DM	1.2		mg/L		
									MO	.65		mg/L			
				LEAD	Q			Q	F	DM	.69		mg/L		
									MO	.43		mg/L			
				NICKEL	Q	Q	F	DM	3.98		mg/L				
							MO	2.38		mg/L					
				PH	Q	Q	L	DM	5	12.5		pH			
				PH HIGHEST	S		L	DM		12.5		pH			
				SILVER	Q	Q	F	DM	.43		mg/L				
			MO	.24		mg/L									
TTO(413+433)-P	A	Q	F	DM	2130		ug/L								
ZINC	Q	Q	F	DM	2.61		mg/L								
			MO	1.48		mg/L									
13-0161	04-A	Rohr Inc dba Goodrich Aerostructures	850 Lagoon Dr , Chula Vista	210	5,240	CADMIUM	Q	Q	F	DM	.03		mg/L		
									MO	.02		mg/L			
						CHROMIUM	Q	Q	F	DM	.8		mg/L		
									MO	.49		mg/L			
						COPPER	Q	Q	F	DM	.98		mg/L		
									MO	.6		mg/L			
						CYANIDE(T)	Q	Q	F	DM	.35		mg/L		
									MO	.19		mg/L			
						LEAD	Q	Q	F	DM	.2		mg/L		
									MO	.12		mg/L			
						NICKEL	Q	Q	F	DM	1.15		mg/L		
									MO	.69		mg/L			
						PH	Q	Q	L	DM	5	12.5		pH	
						PH HIGHEST	A		L	DM		12.5		pH	
						SILVER	Q	Q	F	DM	.12		mg/L		
									MO	.07		mg/L			
TTO(413+433)-P	A	Q	F	DM	616		ug/L								
ZINC	Q	Q	F	DM	.76		mg/L								
			MO	.43		mg/L									

SIU Facilities: Federally and Locally Regulated Parameters by Connection Treatment Plant 1

Report run on: January 6, 2012 5:06 PM

Page 19

Facility	Permit	Name	Address	Conn	Total IW (gpd)	Parmcode	City freq	Self freq	Cat	Period	Lower Limit	Upper Limit	Units
13-0161	04-A	Rohr Inc dba Goodrich Aerostructures	850 Lagoon Dr , Chula Vista	250	16,130	CADMIUM	Q	Q	F	DM	5	.11	mg/L
									MO	.07		mg/L	
						CHROMIUM	Q	Q	F	DM		2.77	mg/L
									MO	1.71		mg/L	
						COPPER	Q	Q	F	DM		3.38	mg/L
									MO	2.07		mg/L	
						CYANIDE(T)	Q	Q	F	DM		1.2	mg/L
									MO	.65		mg/L	
						LEAD	Q	Q	F	DM		.69	mg/L
									MO	.43		mg/L	
						NICKEL	Q	Q	F	DM		3.98	mg/L
									MO	2.38		mg/L	
						PH	Q	Q	L	DM		12.5	pH
						PH HIGHEST	A		L	DM		12.5	pH
SILVER	Q	Q	F	DM	.43	mg/L							
			MO	.24	mg/L								
			TTO(413+433)-P	A	Q	F	DM	2130	ug/L				
			ZINC	Q	Q	F	DM	2.61	mg/L				
							MO	1.48	mg/L				
13-0303	04-A	UT; World Oil Marketing Company	685 H St , Chula Vista	100	2,000	BNZ(W/OAGG)	H	H	L	DM	50	ug/L	
						BTEX	H	H	L	DM	750	ug/L	
						FLOW RATE MAX		M	L	DM	10	gpm	
13-0454	03-A	UT; Innovative Environmental Solutions	1330 3rd Av , Chula Vista	100	106	BNZ(W/OAGG)	Q	Q	L	DM	50	ug/L	
						BTEX	Q	Q	L	DM	750	ug/L	
						FLOW RATE MAX		M	L	DM	20	gpm	
13-0466	02-A	UT; Ami Adini & Associates Inc	77 Broadway , Chula Vista	100	900	BNZ(W/OAGG)	Q	H	L	DM	50	ug/L	
						BTEX	Q	H	L	DM	750	ug/L	
						FLOW RATE MAX		M	L	DM	10	gpm	
14-0034	03-A	Hotel Del Coronado	1500 Orange Av , Coronado	110	31,842	OIL/GREASE	Q	Q	L	DM	500	mg/L	
						PH	Q	Q	L	DM	12.5	pH	
						PH HIGHEST	Q		L	DM	12.5	pH	
16-0033	04-A	Garvin Industries	316 Millar Av , El Cajon	110	65	CADMIUM	Q	Q	F	DM	5	.11	mg/L
									MO	.07		mg/L	
						CHROMIUM	Q	Q	F	DM		2.77	mg/L
									MO	1.71		mg/L	
						COPPER	Q	Q	F	DM		3.38	mg/L
									MO	2.07		mg/L	
						CYANIDE(T)	Q	Q	F	DM		1.2	mg/L
									MO	.65		mg/L	
						LEAD	Q	Q	F	DM		.69	mg/L
									MO	.43		mg/L	
						NICKEL	Q	Q	F	DM		3.98	mg/L
									MO	2.38		mg/L	

SIU Facilities: Federally and Locally Regulated Parameters by Connection Treatment Plant 1

Report run on: January 6, 2012 5:06 PM

Page 20

Facility	Permit	Name	Address	Conn	Total IW (gpd)	Parmcode	City freq	Self freq	Cat	Period	Lower Limit	Upper Limit	Units
16-0033	04-A	Garvin Industries	316 Millar Av , El Cajon	110	65	PH	Q	Q	L	DM	5	12.5	pH
						SILVER	Q	Q	F	DM		.43	mg/L
									MO	.24		mg/L	
						TTO(413+433)-P	A	Q	F	DM		2130	ug/L
						ZINC	Q	Q	F	DM		2.61	mg/L
16-0209	04-A	Chromalloy San Diego	1071 Industrial Pl , El Cajon	220	228	CADMIUM	Q	Q	F	DM	.69	mg/L	
									MO	.26	mg/L		
						CHROMIUM	Q	Q	F	DM	2.77	mg/L	
									MO	1.71	mg/L		
						COPPER	Q	Q	F	DM	3.38	mg/L	
									MO	2.07	mg/L		
						CYANIDE(T)	Q	Q	F	DM	1.2	mg/L	
									MO	.65	mg/L		
						LEAD	Q	Q	F	DM	.69	mg/L	
									MO	.43	mg/L		
						NICKEL	Q	Q	F	DM	3.98	mg/L	
									MO	2.38	mg/L		
						SILVER	Q	Q	F	DM	.43	mg/L	
			MO	.24	mg/L								
TTO(413+433)-P	A	Q	F	DM	2130	ug/L							
ZINC	Q	Q	F	DM	2.61	mg/L							
16-0343	03-A	Vision Systems Inc	1895 Gillespie Wy , El Cajon	110	300	CADMIUM	Q	Q	F	DM	.11	mg/L	
									MO	.07	mg/L		
						CHROMIUM	Q	Q	F	DM	2.77	mg/L	
									MO	1.71	mg/L		
						COPPER	Q	Q	F	DM	3.38	mg/L	
									MO	2.07	mg/L		
						LEAD	Q	Q	F	DM	.69	mg/L	
									MO	.43	mg/L		
						NICKEL	Q	Q	F	DM	3.98	mg/L	
									MO	2.38	mg/L		
						PH	Q	Q	L	DM	5	12.5	pH
						SILVER	Q	Q	F	DM		.43	mg/L
									MO	.24		mg/L	
TTO(413+433)-P	A	Q	F	DM	2130	ug/L							
ZINC	Q	Q	F	DM	2.61	mg/L							
16-0348	03-A	Veridiam Inc	1717 Cuyamaca St , El Cajon	110	150	CYANIDE(A)	Q	Q	F	DM	.86	mg/L	
									MO	.32	mg/L		
16-0348	03-A	Veridiam Inc	1717 Cuyamaca St , El Cajon	110	6,737	CADMIUM	Q	Q	F	DM	.66	mg/L	
									MO	.25	mg/L		

SIU Facilities: Federally and Locally Regulated Parameters by Connection Treatment Plant 1

Report run on: January 6, 2012 5:06 PM

Page 21

Facility	Permit	Name	Address	Conn	Total IW (gpd)	Parmcode	City freq	Self freq	Cat	Period	Lower Limit	Upper Limit	Units
16-0348	03-A	Veridiam Inc	1717 Cuyamaca St , El Cajon	110	6,737	CHROMIUM	Q	Q	F	DM		2.66	mg/L
									MO		1.64	mg/L	
									DM		3.24	mg/L	
									MO		1.99	mg/L	
									DM		1.15	mg/L	
									MO		.62	mg/L	
									DM		.66	mg/L	
									MO		.41	mg/L	
									DM		3.82	mg/L	
									MO		2.28	mg/L	
									DM		12.5	pH	
									DM		12.5	pH	
									DM		.41	mg/L	
									MO		.23	mg/L	
			DM		2044	ug/L							
			DM		2.5	mg/L							
			MO		1.42	mg/L							
16-0520	04-A	GKN Aerospace Chem-tronics Inc	1150 W Bradley Av , El Cajon	110	16,703	CADMIUM	Q	Q	F	DM		.5	mg/L
									MO		.2	mg/L	
									DM		2.52	mg/L	
									MO		1.56	mg/L	
									DM		3.07	mg/L	
									MO		1.88	mg/L	
									DM		1.09	mg/L	
									MO		.59	mg/L	
									DM		.63	mg/L	
									MO		.39	mg/L	
									DM		3.62	mg/L	
									MO		2.17	mg/L	
									DM		12.5	pH	
									DM		12.5	pH	
			DM		.39	mg/L							
			MO		.22	mg/L							
			DM		1938	ug/L							
			DM		2.37	mg/L							
			MO		1.35	mg/L							
			DM		.67	mg/L							
			MO		.25	mg/L							
			DM		2.73	mg/L							
			MO		1.69	mg/L							
			DM		3.33	mg/L							
			MO		2.04	mg/L							
			DM		1.18	mg/L							
				210	8,001	CADMIUM	Q	Q	F	DM		.67	mg/L
										MO		.25	mg/L
						CHROMIUM	Q	Q	F	DM		2.73	mg/L
										MO		1.69	mg/L
						COPPER	Q	Q	F	DM		3.33	mg/L
										MO		2.04	mg/L
						CYANIDE(T)	Q	Q	F	DM		1.18	mg/L

SIU Facilities: Federally and Locally Regulated Parameters by Connection Treatment Plant 1

Report run on: January 6, 2012 5:06 PM

Page 22

Facility	Permit	Name	Address	Conn	Total IW (gpd)	Parmcode	City freq	Self freq	Cat	Period	Lower Limit	Upper Limit	Units		
16-0520	04-A	GKN Aerospace Chem-tronics Inc	1150 W Bradley Av , El Cajon	210	8,001	CYANIDE(T)	Q	Q	F	MO		.64	mg/L		
						LEAD	Q	Q	F	DM		.68	mg/L		
									MO		.42	mg/L			
						NICKEL	Q	Q	F	DM		3.93	mg/L		
									MO		2.35	mg/L			
						PH	Q	Q	L	DM	5	12.5	pH		
						PH HIGHEST	Q		L	DM		12.5	pH		
						SILVER	Q	Q	F	DM		.42	mg/L		
									MO		.24	mg/L			
						TTO(413+433)-P	A	Q	F	DM		2101	ug/L		
						ZINC	Q	Q	F	DM		2.57	mg/L		
									MO		1.46	mg/L			
						410	630	CADMIUM	Q	Q	F	DM		.66	mg/L
											MO		.25	mg/L	
				CHROMIUM	Q			Q	F	DM		2.77	mg/L		
									MO		1.71	mg/L			
				COPPER	Q			Q	F	DM		3.38	mg/L		
									MO		2.07	mg/L			
				CYANIDE(T)	Q			Q	F	DM		1.2	mg/L		
									MO		.65	mg/L			
				LEAD	Q			Q	F	DM		.69	mg/L		
									MO		.43	mg/L			
				NICKEL	Q			Q	F	DM		3.98	mg/L		
									MO		2.38	mg/L			
				PH	Q			Q	L	DM	5	12.5	pH		
				PH HIGHEST	Q				L	DM		12.5	pH		
				SILVER	Q	Q	F	DM		.43	mg/L				
							MO		.24	mg/L					
				TTO(413+433)-P	A	Q	F	DM		2130	ug/L				
				ZINC	Q	Q	F	DM		2.61	mg/L				
							MO		1.48	mg/L					
				420	128	CADMIUM	Q	Q	F	DM		.11	mg/L		
									MO		.07	mg/L			
						CHROMIUM	Q	Q	F	DM		2.77	mg/L		
									MO		1.71	mg/L			
						COPPER	Q	Q	F	DM		3.38	mg/L		
									MO		2.07	mg/L			
						CYANIDE(T)	Q	Q	F	DM		1.2	mg/L		
									MO		.65	mg/L			
						LEAD	Q	Q	F	DM		.69	mg/L		
									MO		.43	mg/L			
						NICKEL	Q	Q	F	DM		3.98	mg/L		
			MO				2.38	mg/L							

SIU Facilities: Federally and Locally Regulated Parameters by Connection Treatment Plant 1

Report run on: January 6, 2012 5:06 PM

Page 23

Facility	Permit	Name	Address	Conn	Total IW (gpd)	Parmcode	City freq	Self freq	Cat	Period	Lower Limit	Upper Limit	Units		
16-0520	04-A	GKN Aerospace Chem-tronics Inc	1150 W Bradley Av , El Cajon	420	128	SILVER	Q	Q	F	DM	.43		mg/L		
									MO	.24	mg/L				
						TTO(413+433)-P	A	Q	F	DM	2130		ug/L		
						ZINC	Q	Q	F	DM	2.61		mg/L		
									MO	1.48		mg/L			
						450	306	CADMIUM	Q	Q	F	DM	.11		mg/L
											MO	.07		mg/L	
								CHROMIUM	Q	Q	F	DM	2.77		mg/L
											MO	1.71		mg/L	
								COPPER	Q	Q	F	DM	3.38		mg/L
											MO	2.07		mg/L	
								CYANIDE(T)	Q	Q	F	DM	1.2		mg/L
									MO	.65		mg/L			
				LEAD	Q			Q	F	DM	.69		mg/L		
									MO	.43		mg/L			
				NICKEL	Q			Q	F	DM	3.98		mg/L		
									MO	2.38		mg/L			
				SILVER	Q	Q	F	DM	.43		mg/L				
							MO	.24		mg/L					
				TTO(413+433)-P	A	Q	F	DM	2130		ug/L				
				ZINC	Q	Q	F	DM	2.61		mg/L				
							MO	1.48		mg/L					
				460	100	CADMIUM	Q	Q	F	DM	.11		mg/L		
									MO	.07		mg/L			
						CHROMIUM	Q	Q	F	DM	2.77		mg/L		
									MO	1.71		mg/L			
						COPPER	Q	Q	F	DM	3.38		mg/L		
			MO			2.07		mg/L							
CYANIDE(T)	Q	Q	F			DM	1.2		mg/L						
			MO			.65		mg/L							
LEAD	Q	Q	F			DM	.69		mg/L						
			MO			.43		mg/L							
NICKEL	Q	Q	F			DM	3.98		mg/L						
			MO			2.38		mg/L							
SILVER	Q	Q	F	DM	.43		mg/L								
			MO	.24		mg/L									
TTO(413+433)-P	A	Q	F	DM	2130		ug/L								
ZINC	Q	Q	F	DM	2.61		mg/L								
			MO	1.48		mg/L									
510	133	CADMIUM	Q	Q	F	DM	.11		mg/L						
					MO	.07		mg/L							
		CHROMIUM	Q	Q	F	DM	2.77		mg/L						
			MO	1.71		mg/L									

SIU Facilities: Federally and Locally Regulated Parameters by Connection Treatment Plant 1

Report run on: January 6, 2012 5:06 PM

Page 24

Facility	Permit	Name	Address	Conn	Total IW (gpd)	Parmcode	City freq	Self freq	Cat	Period	Lower Limit	Upper Limit	Units
16-0520	04-A	GKN Aerospace Chem-tronics Inc	1150 W Bradley Av , El Cajon	510	133	COPPER	Q	Q	F	DM	3.38	mg/L	
									MO	2.07	mg/L		
						CYANIDE(T)	Q	Q	F	DM	1.2	mg/L	
									MO	.65	mg/L		
						LEAD	Q	Q	F	DM	.69	mg/L	
									MO	.43	mg/L		
						NICKEL	Q	Q	F	DM	3.98	mg/L	
									MO	2.38	mg/L		
						SILVER	Q	Q	F	DM	.43	mg/L	
									MO	.24	mg/L		
				TTO(413+433)-P	A	Q	F	DM	2130	ug/L			
				ZINC	Q	Q	F	DM	2.61	mg/L			
							MO	1.48	mg/L				
				620	482	CADMIUM	Q	Q	F	DM	.11	mg/L	
									MO	.07	mg/L		
						CHROMIUM	Q	Q	F	DM	2.77	mg/L	
									MO	1.71	mg/L		
						COPPER	Q	Q	F	DM	3.38	mg/L	
									MO	2.07	mg/L		
						CYANIDE(T)	Q	Q	F	DM	1.2	mg/L	
			MO			.65	mg/L						
LEAD	Q	Q	F			DM	.69	mg/L					
			MO			.43	mg/L						
NICKEL	Q	Q	F	DM	3.98	mg/L							
			MO	2.38	mg/L								
SILVER	Q	Q	F	DM	.43	mg/L							
			MO	.24	mg/L								
TTO(413+433)-P	A	Q	F	DM	2130	ug/L							
ZINC	Q	Q	F	DM	2.61	mg/L							
			MO	1.48	mg/L								
16-0529	03-A	Triumph Fabrications - San Diego	203 N Johnson Av , El Cajon	110	150	CADMIUM	Q	Q	F	DM	.11	mg/L	
									MO	.07	mg/L		
						CHROMIUM	Q	Q	F	DM	2.77	mg/L	
									MO	1.71	mg/L		
						COPPER	Q	Q	F	DM	3.38	mg/L	
									MO	2.07	mg/L		
						CYANIDE(T)	Q	Q	F	DM	1.2	mg/L	
									MO	.65	mg/L		
						LEAD	Q	Q	F	DM	.69	mg/L	
									MO	.43	mg/L		
NICKEL	Q	Q	F	DM	3.98	mg/L							
			MO	2.38	mg/L								
PH	Q	Q	L	DM	5	12.5	pH						

SIU Facilities: Federally and Locally Regulated Parameters by Connection Treatment Plant 1

Report run on: January 6, 2012 5:06 PM

Page 25

Facility	Permit	Name	Address	Conn	Total IW (gpd)	Parmcode	City freq	Self freq	Cat	Period	Lower Limit	Upper Limit	Units	
16-0529	03-A	Triumph Fabrications - San Diego	203 N Johnson Av , El Cajon	110	150	SILVER	Q	Q	F	DM	.43		mg/L	
									MO	.24	mg/L			
									DM	2130	ug/L			
									DM	2.61	mg/L			
									MO	1.48	mg/L			
						160	5	CADMIUM	Q	Q	F	DM	.11	mg/L
											MO	.07	mg/L	
								CHROMIUM	Q	Q	F	DM	2.77	mg/L
											MO	1.71	mg/L	
								COPPER	Q	Q	F	DM	3.38	mg/L
											MO	2.07	mg/L	
								CYANIDE(T)	Q	Q	F	DM	1.2	mg/L
											MO	.65	mg/L	
								LEAD	Q	Q	F	DM	.69	mg/L
									MO	.43	mg/L			
				NICKEL	Q			Q	F	DM	3.98	mg/L		
									MO	2.38	mg/L			
							DM	.43	mg/L					
							MO	.24	mg/L					
							DM	2130	ug/L					
							DM	2.61	mg/L					
							MO	1.48	mg/L					
				170	18	CADMIUM	Q	Q	F	DM	.11	mg/L		
									MO	.07	mg/L			
						CHROMIUM	Q	Q	F	DM	2.77	mg/L		
									MO	1.71	mg/L			
COPPER	Q	Q	F			DM	3.38	mg/L						
			MO			2.07	mg/L							
CYANIDE(T)	Q	Q	F			DM	1.2	mg/L						
			MO			.65	mg/L							
LEAD	Q	Q	F			DM	.69	mg/L						
			MO			.43	mg/L							
NICKEL	Q	Q	F			DM	3.98	mg/L						
			MO			2.38	mg/L							
			DM	.43	mg/L									
			MO	.24	mg/L									
			DM	2130	ug/L									
			DM	2.61	mg/L									
			MO	1.48	mg/L									
16-0727	03-A	UT; Thrifty Oil Company # 420	398 El Cajon Bl , El Cajon	100	200	BNZ(W/OAGG)	Q	Q	L	DM	50		ug/L	
						BTEX	Q	Q	L	DM	750		ug/L	
						FLOW RATE MAX		M	L	DM	50		gpm	
						BNZ(W/OAGG)	H	H	L	DM	50		ug/L	
16-0743	01-A	UT; Hargrave Environmental Consulting	1313 N 2nd St , El Cajon	100	21,600									

SIU Facilities: Federally and Locally Regulated Parameters by Connection Treatment Plant 1

Report run on: January 6, 2012 5:06 PM

Page 26

Facility	Permit	Name	Address	Conn	Total IW (gpd)	Parmcode	City freq	Self freq	Cat	Period	Lower Limit	Upper Limit	Units
16-0743	01-A	UT; Hargrave Environmental Consulting Inc	1313 N 2nd St , El Cajon	100	21,600	BTEX	H	H	L	DM		750	ug/L
						FLOW RATE MAX		M	L	DM		15	gpm
16-0772	01-A	UT; Western Foundations & Shoring, Inc.	1150 W Bradley Av , El Cajon	100	108,000	FLOW RATE MAX		M	L	DM		75	gpm
17-0013	02-A	UT; Thrifty Oil Company # 416	1185 Palm Av , Imperial Beach	100	7,200	BNZ(W/OAGG)	H	M	L	DM		50	ug/L
						BTEX	H	M	L	DM		750	ug/L
						FLOW RATE MAX		M	L	DM		20	gpm
19-0313	01-A	UT; Thrifty Oil Company # 110	1139 Harbison Av , National City	100	3,100	BNZ(W/OAGG)	H	H	L	DM		50	ug/L
						BTEX	H	H	L	DM		750	ug/L
						FLOW RATE MAX		M	L	DM		2.1	gpm
20-0043	05-A	Hallmark Circuits Inc	13500 Danielson St , Poway	110	37,202	CADMIUM	Q	Q	F	DM		.11	mg/L
										MO		.07	mg/L
						CHROMIUM	Q	Q	F	DM		2.77	mg/L
										MO		1.71	mg/L
						COPPER	Q	Q	F	DM		3.38	mg/L
										MO		2.07	mg/L
						LEAD	Q	Q	F	DM		.69	mg/L
										MO		.43	mg/L
						NICKEL	Q	Q	F	DM		3.98	mg/L
										MO		2.38	mg/L
						PH	Q	Q	L	DM	5	12.5	pH
						PH HIGHEST	Q		L	DM		12.5	pH
						SILVER	Q	Q	F	DM		.43	mg/L
										MO		.24	mg/L
						TTO(413+433)-P	A	Q	F	DM		2130	ug/L
						ZINC	Q	Q	F	DM		2.61	mg/L
										MO		1.48	mg/L
				111	12	CYANIDE(A)	Q	Q	F	DM		.86	mg/L
										MO		.32	mg/L
				112	300	CYANIDE(T)	Q	Q	F	DM		1.2	mg/L
										MO		.65	mg/L
20-0108	04-A	Valley Metals	13125 Gregg St , Poway	110	1,009	AMMONIA	Q	Q	F	DM		250	mg/L
										MO		110	mg/L
						CADMIUM	Q	Q	F	DM		.11	mg/L
										MO		.07	mg/L
						CHROMIUM	Q	Q	F	DM		1.55	mg/L
										MO		.95	mg/L
						COPPER	Q	Q	F	DM		3.38	mg/L
										MO		2.07	mg/L
						CYANIDE(T)	Q	Q	F	DM		.68	mg/L
										MO		.36	mg/L
						FLUORIDE	Q	Q	F	DM		34.7	mg/L
										MO		15.4	mg/L

SIU Facilities: Federally and Locally Regulated Parameters by Connection Treatment Plant 1

Report run on: January 6, 2012 5:06 PM

Page 27

Facility	Permit	Name	Address	Conn	Total IW (gpd)	Parmcode	City freq	Self freq	Cat	Period	Lower Limit	Upper Limit	Units
20-0108	04-A	Valley Metals	13125 Gregg St , Poway	110	1,009	LEAD	Q	Q	F	DM	5	.71	mg/L
									MO	.42		mg/L	
						NICKEL	Q	Q	F	DM		2.23	mg/L
									MO	1.34		mg/L	
						PH	Q	Q	L	DM		12.5	pH
						PH HIGHEST	Q		L	DM		12.5	pH
						SILVER	Q	Q	F	DM		.43	mg/L
									MO	.24		mg/L	
						TTO(413+433)-P	A	Q	F	DM		2130	ug/L
						ZINC	Q	Q	F	DM		2.63	mg/L
									MO	1.42		mg/L	
20-0109	04-A	L & T Precision Sheet Metal	12105 Kirkham Rd , Poway	120	35	CADMIUM	Q	Q	F	DM	.11	mg/L	
									MO	.07	mg/L		
						CHROMIUM	Q	Q	F	DM	2.77	mg/L	
									MO	1.71	mg/L		
						COPPER	Q	Q	F	DM	3.38	mg/L	
									MO	2.07	mg/L		
						CYANIDE(T)	Q	Q	F	DM	1.2	mg/L	
									MO	.65	mg/L		
						LEAD	Q	Q	F	DM	.69	mg/L	
									MO	.43	mg/L		
						NICKEL	Q	Q	F	DM	3.98	mg/L	
			MO	2.38	mg/L								
SILVER	Q	Q	F	DM	.43	mg/L							
			MO	.24	mg/L								
ZINC	Q	Q	F	DM	2.61	mg/L							
			MO	1.48	mg/L								
20-0122	03-A	K-Tube Corporation	13400 Kirkham Wy , Poway	110	160	CADMIUM	Q	Q	F	DM	.11	mg/L	
									MO	.07	mg/L		
						CHROMIUM	Q	Q	F	DM	2.77	mg/L	
									MO	1.71	mg/L		
						COPPER	Q	Q	F	DM	3.38	mg/L	
									MO	2.07	mg/L		
						CYANIDE(T)	Q	Q	F	DM	1.2	mg/L	
									MO	.65	mg/L		
						LEAD	Q	Q	F	DM	.69	mg/L	
									MO	.43	mg/L		
						NICKEL	Q	Q	F	DM	3.98	mg/L	
			MO	2.38	mg/L								
PH	Q	Q	L	DM	5	12.5	pH						
PH HIGHEST	Q		L	DM		12.5	pH						
SILVER	Q	Q	F	DM		.43	mg/L						
			MO	.24	mg/L								

SIU Facilities: Federally and Locally Regulated Parameters by Connection Treatment Plant 1

Report run on: January 6, 2012 5:06 PM

Page 28

Facility	Permit	Name	Address	Conn	Total IW (gpd)	Parmcode	City freq	Self freq	Cat	Period	Lower Limit	Upper Limit	Units			
20-0122	03-A	K-Tube Corporation	13400 Kirkham Wy , Poway	110	160	TTO(413+433)-P	A	Q	F	DM		2130	ug/L			
						ZINC	Q	Q	F	DM	2.61	mg/L				
									MO	1.48	mg/L					
								120	1,538	CADMIUM	Q	Q	F	DM	.11	mg/L
								MO		.07	mg/L					
								CHROMIUM		Q	Q	F	DM	2.77	mg/L	
								MO		1.71	mg/L					
								COPPER		Q	Q	F	DM	3.38	mg/L	
								MO		2.07	mg/L					
								CYANIDE(T)		Q	Q	F	DM	1.2	mg/L	
								MO		.65	mg/L					
								LEAD		Q	Q	F	DM	.69	mg/L	
								MO		.43	mg/L					
								NICKEL		Q	Q	F	DM	3.98	mg/L	
								MO		2.38	mg/L					
								PH		Q	Q	L	DM	5	12.5	pH
								PH HIGHEST		Q	L	DM	12.5	pH		
								SILVER		Q	Q	F	DM	.43	mg/L	
								MO		.24	mg/L					
			TTO(413+433)-P	A	Q	F	DM	2130	ug/L							
			ZINC	Q	Q	F	DM	2.61	mg/L							
						MO	1.48	mg/L								
21-0248	03-A	Creative Metal Industries	10039 Prospect Av Suite E, Santee	110	60	CADMIUM	Q	Q	F	DM	.11	mg/L				
									MO	.07	mg/L					
									CHROMIUM	Q	Q	F	DM	2.77	mg/L	
									MO	1.71	mg/L					
									COPPER	Q	Q	F	DM	3.38	mg/L	
									MO	2.07	mg/L					
									CYANIDE(T)	Q	Q	F	DM	1.2	mg/L	
									MO	.65	mg/L					
									LEAD	Q	Q	F	DM	.69	mg/L	
									MO	.43	mg/L					
									NICKEL	Q	Q	F	DM	3.98	mg/L	
									MO	2.38	mg/L					
									SILVER	Q	Q	F	DM	.43	mg/L	
			MO	.24	mg/L											
			TTO(413+433)-P	A	Q	F	DM	2130	ug/L							
			ZINC	Q	Q	F	DM	2.61	mg/L							
						MO	1.48	mg/L								
21-0252	03-A	Compucraft Industries Inc	8787 Olive Ln , Santee	110	20	CADMIUM	Q	Q	F	DM	.11	mg/L				
									MO	.07	mg/L					
									CHROMIUM	Q	Q	F	DM	2.77	mg/L	
									MO	1.71	mg/L					

SIU Facilities: Federally and Locally Regulated Parameters by Connection Treatment Plant 1

Report run on: January 6, 2012 5:06 PM

Page 29

Facility	Permit	Name	Address	Conn	Total IW (gpd)	Parmcode	City freq	Self freq	Cat	Period	Lower Limit	Upper Limit	Units			
21-0252	03-A	Compucraft Industries Inc	8787 Olive Ln , Santee	110	20	COPPER	Q	Q	F	DM		3.38	mg/L			
									MO		2.07	mg/L				
						CYANIDE(T)	Q	Q	F	DM		1.2	mg/L			
									MO		.65	mg/L				
						LEAD	Q	Q	F	DM		.69	mg/L			
									MO		.43	mg/L				
						NICKEL	Q	Q	F	DM		3.98	mg/L			
									MO		2.38	mg/L				
						PH	Q	Q	L	DM	5	12.5	pH			
						PH HIGHEST	A		L	DM		12.5	pH			
				SILVER	Q	Q	F	DM		.43	mg/L					
							MO		.24	mg/L						
				TTO(413+433)-P	A	Q	F	DM		2130	ug/L					
				ZINC	Q	Q	F	DM		2.61	mg/L					
							MO		1.48	mg/L						
							120	8	CADMIUM	Q	Q	F	DM		.11	mg/L
												MO		.07	mg/L	
									CHROMIUM	Q	Q	F	DM		2.77	mg/L
												MO		1.71	mg/L	
									COPPER	Q	Q	F	DM		3.38	mg/L
								MO		2.07	mg/L					
					CYANIDE(T)	Q	Q	F	DM		1.2	mg/L				
								MO		.65	mg/L					
					LEAD	Q	Q	F	DM		.69	mg/L				
								MO		.43	mg/L					
					NICKEL	Q	Q	F	DM		3.98	mg/L				
								MO		2.38	mg/L					
					PH	Q	Q	L	DM	5	12.5	pH				
					PH HIGHEST	A		L	DM		12.5	pH				
					SILVER	Q	Q	F	DM		.43	mg/L				
								MO		.24	mg/L					
					TTO(413+433)-P	A	Q	F	DM		2130	ug/L				
					ZINC	Q	Q	F	DM		2.61	mg/L				
								MO		1.48	mg/L					
21-0302	02-A	UT; Thrifty Oil Company # 113	1525 N Magnolia Av , El Cajon	100	2,880	BNZ(W/OAGG)	H	H	L	DM		50	ug/L			
						BTEX	H	H	L	DM		750	ug/L			
						FLOW RATE MAX		M	L	DM		20	gpm			
32-0020	01-C	UT; PAR Electrical Contractors	2030 Alpine Bl , Alpine	100	115,200	BNZ(W/OAGG)	Q	M	L	DM		50	ug/L			
						FLOW RATE MAX		M	L	DM		80	gpm			
33-0044	02-A	Coating Services Group LLC	11649 Riverside Dr Suite 139, Lakeside	110	37	CADMIUM	Q	Q	F	DM		.11	mg/L			
									MO		.07	mg/L				
						CHROMIUM	Q	Q	F	DM		2.77	mg/L			
								MO		1.71	mg/L					

SIU Facilities: Federally and Locally Regulated Parameters by Connection Treatment Plant 1

Report run on: January 6, 2012 5:06 PM

Page 30

Facility	Permit	Name	Address	Conn	Total IW (gpd)	Parmcode	City freq	Self freq	Cat	Period	Lower Limit	Upper Limit	Units	
33-0044	02-A	Coating Services Group LLC	11649 Riverside Dr Suite 139, Lakeside	110	37	COPPER	Q	Q	F	DM		3.38	mg/L	
									MO	2.07	mg/L			
						CYANIDE(T)	Q	Q	F	DM		1.2	mg/L	
									MO	.65	mg/L			
						LEAD	Q	Q	F	DM		.69	mg/L	
									MO	.43	mg/L			
						NICKEL	Q	Q	F	DM		3.98	mg/L	
									MO	2.38	mg/L			
						SILVER	Q	Q	F	DM		.43	mg/L	
									MO	.24	mg/L			
			TTO(413+433)-P	A	Q	F	DM			2130	ug/L			
			ZINC	Q	Q	F	DM			2.61	mg/L			
							MO			1.48	mg/L			
34-0070	02-A	Golden State Metal Finishing	2737 Via Orange Wy , Spring Valley	110	300	CADMIUM	Q	Q	F	DM		.11	mg/L	
									MO	.07	mg/L			
						CHROMIUM	Q	Q	F	DM		2.77	mg/L	
									MO	1.71	mg/L			
						COPPER	Q	Q	F	DM		3.38	mg/L	
									MO	2.07	mg/L			
						CYANIDE(T)	Q	Q	F	DM		1.2	mg/L	
									MO	.65	mg/L			
						LEAD	Q	Q	F	DM		.69	mg/L	
									MO	.43	mg/L			
			NICKEL	Q	Q	F	DM			3.98	mg/L			
							MO			2.38	mg/L			
			PH	Q	Q	L	DM		5	12.5	pH			
			SILVER	Q	Q	F	DM			.43	mg/L			
							MO			.24	mg/L			
			TTO(413+433)-P	A	Q	F	DM			2130	ug/L			
			ZINC	Q	Q	F	DM			2.61	mg/L			
							MO			1.48	mg/L			
36-0001	01-A	Otay Mesa Energy Center LLC	606 De La Fuente Ct , San Diego	110	43,000	CHROMIUM	Q	Q	F	DM		.2	mg/L	
						OIL/GREASE	Q	Q	L	DM		500	mg/L	
						PH	Q	Q	L	DM		5	12.5	pH
						PH HIGHEST	N		L	DM		12.5	pH	
						TDS	Q	Q	O	DM		3200	mg/L	
						ZINC	Q	Q	F	DM		1	mg/L	

SIU Facilities Federal Category, Process, and Pretreatment Technology by Connection Treatment Plant 1

Report run on: January 6, 2012 5:08 PM

Page 1

Facility	Permit	Name	IW Discharged (gpd)	Conn	Principle Process	Federal/ Local	CFR Part	CFR Section	Order	Pre Treat Code				
02-0112	04-A	University of California San Diego	280,608	100	Overview - Muir & Revelle Colleges	Local	132		1	HAUL				
									2	ZERO				
									3	SOURCE				
									4	1CRC				
									120	Zero Discharge Metal Finishing	Local		1	HAUL
													2	ZERO
									200	Overview - Med School	Local	132	1	HAUL
													2	SOURCE
													3	1CRC
									300	Overview - North Campus	Local	132	1	HAUL
													2	SOURCE
													3	1CRC
								4	DIVRTA					
				400	Overview - East Campus	Local	132	1	HAUL					
								2	SOURCE					
								3	1CRC					
				500	Stein Clinical Sciences	Local	132	1	HAUL					
								2	SOURCE					
								3	1CRC					
02-0332	04-A	Pall Filtration & Separations Group Inc	49,803	100	Sewer Lateral	Local			1	SOURCE				
				110	Membrane Mfg	Local								
02-0439	01-A	PrimaPharm Inc	180	100	Pharm Mfg & Sanitary Waste	Federal	439	.46	1	SOURCE				
									2	HAUL				
02-0485	02-A	Quantum Design Inc	10	110	Cleaning/Etching	Federal	433	.17						
				120	Zero discharge plating	Local			1	ZERO				
02-0505	04-A	Curtis Technology Inc	4	100	Chem Milling	Federal	433	.17	1	PH				
									2	SETTLE				
									3	HAUL				
									4	SD-FP				
02-0518	04-A	Suneva Medical Inc	1,790	100	Sewer Lateral	Local	132		1	SOURCE				
									2	HAUL				
									3	PH				
				110	Pharmaceutical Manufacturing	Federal	439	.27	1	SOURCE				

SIU Facilities Federal Category, Process, and Pretreatment Technology by Connection Treatment Plant 1

Report run on: January 6, 2012 5:08 PM

Page 2

Facility	Permit	Name	IW Discharged (gpd)	Conn	Principle Process	Federal/ Local	CFR Part	CFR Section	Order	Pre Treat Code
02-0518	04-A	Suneva Medical Inc	1,790	110			439	.47	2	HAUL
									3	PH
02-0582	05-A	The Argen Corporation	234	110	NF Metals Forming (Precious)	Federal	471	.45	1	SETTLE
									2	PH
									3	FILT-O
									4	ADS-C
									5	IX
02-0761	04-A	Pacira Pharmaceuticals Inc	4,847	120	Pharm Mfg	Federal	439	.47	1	PH
02-0762	04-A	Pacira Pharmaceuticals Inc	3,535	110	Pharmaceutical mfg	Federal	439	.47	1	SPAR-A
									2	PH
03-0115	05-A	ATK Space Systems	240	100	Zero Disch Cert for Core MF ops	Local			1	RECYL
									2	HAUL
				200	Solvent Certification - Bldg 4/7 Labs	Local			1	HAUL
				410	Abrasive Jet Machining	Federal	433	.17	1	CENT
									2	UF
03-0717	05-A	Action Powder Coating LLC	1,213	110	Coating / cleaning	Federal	433	.17	1	EQUAL
									2	SETTLE
03-0722	05-A	Polese Company Inc	225	110	Metal Finishing / Surface Treatment	Federal	433	.17	1	BATCH
							471	.45	2	P&S
							471	.55	3	COAG
									4	FLOC
									5	SD-FP
									6	FILT
									7	CN
									8	EVAP
									9	HAUL
									10	IX
									11	RECYL
				220	Precious / Refractory Metal Forming	Local	471	.45	1	EVAP
							471	.55	2	ZERO
03-0920	03-C	A to Z Metal Finishing	335	110	Metal Finishing	Federal	433	.17	1	PH
									2	BATCH
									3	P&S

SIU Facilities Federal Category, Process, and Pretreatment Technology by Connection Treatment Plant 1

Report run on: January 6, 2012 5:08 PM

Page 3

Facility	Permit	Name	IW Discharged (gpd)	Conn	Principle Process	Federal/ Local	CFR Part	CFR Section	Order	Pre Treat Code
03-1017	02-A	Anocote Metal Finishing	94	110	Etch, anodize, cleaning rinses	Federal	433	.17	1	PH
										2
05-0684	04-A	Allermed Laboratories Inc	100	120	Nickel & zinc plating, coating	Local			1	HAUL
				130	Glassware Washing/Sterile Prep	Federal	439	.46		
				140	Glassware Washing/Extraction Area	Federal	439	.26		
05-0985	03-B	Pacific Gas Turbine Center	189	150	Media Prep/Tube Washing	Federal	439	.26		
				110	Metal Finishing	Federal	433	.17	1	FILT-O
05-0997	04-A	TTM Printed Circuit Group Inc	6,861	220	PCB Manufacturing	Federal	433	.17	2	PH
									3	FLOC
									4	PPT
									6	EVAP
									1	BATCH
									2	IX
05-1019	03-A	USN;Marine Corp Air Station Miramar	19,607	100	Aircraft maintenance	Local	130		3	EW
									4	EQUAL
									5	PH
									1	REC
									2	IX
									1	REC
05-1081	03-A	UT; ExxonMobil Oil Corporation	840	100	Groundwater Remediation (F/P)	Local	101		2	IX
									1	HAUL
									1	DIVRTA
									2	ELBOW
06-0026	04-A	Cubic Defense Applications Inc	953	100	main lateral - Bldg 1	Local			3	SETTLE
									4	HAUL
									1	SPAR-A
									2	FILT-O
									3	ADS-C
06-0058	05-A	Kyocera America Inc	43,590	130	Ni plating, cleaning	Federal	433	.15	1	FLOC

SIU Facilities Federal Category, Process, and Pretreatment Technology by Connection Treatment Plant 1

Report run on: January 6, 2012 5:08 PM

Page 4

Facility	Permit	Name	IW Discharged (gpd)	Conn	Principle Process	Federal/ Local	CFR Part	CFR Section	Order	Pre Treat Code					
06-0058	05-A	Kyocera America Inc	43,590	130					2	THCK-G					
									3	SD-FP					
									4	FILT					
									5	PH					
									6	UF					
									131	Au plating, stripping	Federal	433	.17	1	CN
2	PH														
3	FLOC														
06-0267	05-A	Hamilton Sundstrand Power Systems	915	110	Alkaline soap cleaning Metal Cleaning / Etching	Federal	433	.17	1	PH					
									2	SETTLE					
									3	EQUAL					
06-0595	02-A	UT; Frey Environmental Inc	107	100	GW Remediation: Gas & Diesel w/FP	Local	101		1	SETTLE					
									2	ADS-C					
									3	SOURCE					
07-0171	03-A	UT; Thrifty Oil Company # 419	1,400	100	Groundwater Remediation (F/P)	Local	101		1	FILT-O					
									2	ADS-C					
08-0008	05-B	UT; USN FISC Point Loma Fuel Annex	130,634	210	Fuel recovery with ground remediation	Local	101		1	SETTLE					
									2	O/W					
									3	DAF+C					
08-0018	04-A	USN;Naval Base Coronado - NASNI	42,291	100	NASNI Pump Station	Local	130 134								
									120	IWTP @ NASNI	Federal	433	.17	1	BATCH
														2	CHOX-O
														3	CR
														4	P&S
														5	PH
					6	SAND									
					7	ADS-C									
					8	SD-BF									
					9	HAUL									
				123	CN Treatment @ IWTP	Federal	433	.17	1	CN					
				140	Engine Test Cell Cleaning	Federal	433	.15	1	ELBOW					
				150	Oil Recovery Plant	Federal	433	.17	1	EQUAL					

SIU Facilities Federal Category, Process, and Pretreatment Technology by Connection Treatment Plant 1

Report run on: January 6, 2012 5:08 PM

Page 5

Facility	Permit	Name	IW Discharged (gpd)	Conn	Principle Process	Federal/Local	CFR Part	CFR Section	Order	Pre Treat Code
08-0018	04-A	USN;Naval Base Coronado - NASNI	42,291	150					2	O/W
									3	PPT
									4	DAF
									5	SD-FP
				160	Hydrostatic testing	Federal	433	.15		
				180	Pump/valve/hose testing	Federal	433	.17		
				190	Aircraft Test Pad Cleaning	Federal	433	.15	1	O/W
				799	Groundwater remediation	Local			1	ELBOW
08-0558	02-A	Miller Environmental	34,294	100	Impounded Stormwater	Local			1	HOLD
									2	SETTLE
									3	FILT-O
									4	ADS-C
									5	FILT
08-0573	01-A	UT; Wier Construction Corporation	576,000	100	GW dewatering	Local	101		1	SETTLE
09-0001	04-A	Alsco Inc	73,436	100	Commercial Laundry	Local	133		1	SETTLE
									2	EQUAL
									3	SCREEN
									4	ELBOW
09-0960	01-A	UT; HPS Mechanical, Inc.	1,440,000	100	construction dewatering MH 234	Local	101		1	SETTLE
					200 construction dewatering MH 350	Local	101		1	SETTLE
					300 construction dewatering MH 297	Local	101		1	SETTLE
					400 construction dewatering MH 294	Local	101		1	SETTLE
					500 construction dewatering MH 32	Local	101		1	SETTLE
10-0018	04-A	Coca-Cola Bottling Company of Southern California	56,022	120	Soda Production and Sanitary	Local			2	PH
11-0016	04-B	USN;Naval Base San Diego	10,095	100	USN8 SWW: Piers 6, 7, 8 & Mole Pier	Local	134			
				200	Gym, Medical and Dental Clinics	Local	130		1	1CRC
									2	HAUL
				300	Auto Hobby Shop	Local			1	ELBOW
				400	Steam Plant, Vehicle Maint	Local			1	ELBOW
									2	RECYL
									3	HOLD

SIU Facilities Federal Category, Process, and Pretreatment Technology by Connection Treatment Plant 1

Report run on: January 6, 2012 5:08 PM

Page 6

Facility	Permit	Name	IW Discharged (gpd)	Conn	Principle Process	Federal/Local	CFR Part	CFR Section	Order	Pre Treat Code			
11-0016	04-B	USN;Naval Base San Diego	10,095	500	Steam Clean, Hydrotest, Hydroblast	Local			1	ELBOW			
								2	HAUL				
				600	NEX Car Wash	Local		1	ELBOW				
				799	Vault dewatering	Local							
				810	USN6 SWW: Piers 1 & 2, Quay Wall	Local	134						
				820	USN7 SWW: Piers 3, 4, 5,graving dock	Local	134	1	HOLD				
				830	NC4M SWW: Piers 10, 12, 13	Local	134						
				850	Treated Bilgewater	Local	134	1	SCREEN				
								2	EQUAL				
								3	O/W				
				4	PLATE								
				5	PPT								
				6	DAF								
				7	THCK-G								
				8	SD-FP								
				9	HAUL								
				1	SAND								
11-0024	04-A	Southern California Plating Company Inc	1,300	900	Fire fighting school	Local			1	SAND			
				110	Anodize/chromating/phosphating	Federal	433	.17	1	CR			
								2	PH				
								3	FLOC				
								4	SETTLE				
								5	SD-FP				
11-0032	04-A	Angelica Textile Services	148,707	110	Commercial Laundry	Local	133		1	LINT			
									2	PH			
11-0051	05-A	General Dynamics NASSCO	14,663	200	Bilge/Ballast (not thru 310)	Local	120		1	SETTLE			
									2	O/W			
								300	Overview - West End of Yard	Local			
								310	WWTF Effluent	Federal	433	.17	1
									2	PH			
									3	DAF			
									4	COAG			

SIU Facilities Federal Category, Process, and Pretreatment Technology by Connection Treatment Plant 1

Report run on: January 6, 2012 5:08 PM

Page 7

Facility	Permit	Name	IW Discharged (gpd)	Conn	Principle Process	Federal/ Local	CFR Part	CFR Section	Order	Pre Treat Code
11-0051	05-A	General Dynamics NASSCO	14,663	310					5	SD-FP
									6	HAUL
					600	Overview - East End of Yard	Local			
					620	VTC Separator	Local		1	SETTLE
									2	O/W
					630	Film Processing	Local	130	1	ERU+1
11-0189	05-A	Cintas Corporation	26,594	110	Industrial Laundering	Local	133		1	SD-FP
									2	O/W
									3	SETTLE
									4	FLOC
									5	PH
									6	HAUL
11-0272	04-A	Major Scientific Industries	8	110	PCB Manufacturing	Federal	433	.17	1	FILT-O
									2	SETTLE
									3	PH
									4	P&S
									5	HAUL
									6	SOURCE
11-0334	05-A	K & R Graphix	50	110	Silkscreening (MF assoc op)	Federal	433	.15		
					Etching	Local			1	HAUL
11-0398	05-A	Unifirst Corporation	26,194	110	Industrial Laundry	Local	133		1	SCREEN
									2	SETTLE
									3	LINT
									4	EMUL-C
									5	O/W
									6	PH
11-0444	04-A	CP Kelco	673,257	430	R&D Pilot Plant	Local	199		1	EQUAL
									2	PH
					799	Storm Water	Local			
					800	Kelco SBP & Cogen Plant	Local		1	PH

SIU Facilities Federal Category, Process, and Pretreatment Technology by Connection Treatment Plant 1

Report run on: January 6, 2012 5:08 PM

Page 8

Facility	Permit	Name	IW Discharged (gpd)	Conn	Principle Process	Federal/ Local	CFR Part	CFR Section	Order	Pre Treat Code
11-0526	02-A	UT; Thrifty Oil Company # 096	7,200	100	GW remediation: gas w/FP	Local	101		1	FILT-O
									2	ADS-C
11-0534	02-A	UT; City of San Diego - Storm Water Dept	400,960	100	two westernmost pits	Local			1	SETTLE
				110	southwest corner pit	Local	101		2	FILT-O
									3	ADS-C
				120	northwest corner pit	Local	101		1	SETTLE
									2	FILT-O
									3	ADS-C
				210	southeast corner pit	Local	101		1	SETTLE
									2	FILT
									3	ADS-C
				220	northeast corner pit	Local	101		1	SETTLE
									2	FILT
									3	ADS-C
11-0539	01-A	UT; G & M Oil Company Station # 45	8,640	100	Groundwater	Local	101		1	FILT-O
									2	ADS-C
12-0038	04-A	RJ Donovan Correctional Facility	50,028	100	Prison Sewer Main	Local	130		1	GREASE
							133		2	GRIND
									3	SCREEN
12-0065	03-C	Emerald Textiles LLC	67,703	110	Commercial Laundry	Local	133		1	LINT
									2	SETTLE
									3	HAUL
12-0144	03-A	AP Precision Metals	264	110	Metal Coating (Iron Phosphating)	Federal	433	.17	1	PH
									2	SETTLE
12-0154	03-A	Heinz Frozen Foods	62,411	110	Food Manufacturing	Local	137		1	EQUAL
									2	SCREEN
									3	DAF+C
									4	GREASE
									5	HAUL
12-0202	02-A	Spec-Built Systems Inc	26	110	Iron Phosphating	Federal	433	.17	1	SETTLE
									2	RECYL
									3	CC

SIU Facilities Federal Category, Process, and Pretreatment Technology by Connection Treatment Plant 1

Report run on: January 6, 2012 5:08 PM

Page 9

Facility	Permit	Name	IW Discharged (gpd)	Conn	Principle Process	Federal/ Local	CFR Part	CFR Section	Order	Pre Treat Code
12-0202	02-A	Spec-Built Systems Inc	26	110					4	PH
									5	MIXER
									6	HAUL
12-0220	01-A	Circle Foods LLC	30,000	110	Food manufacturing	Local	137		1	EQUAL
									2	SCREEN
									3	DAF+C
									4	SD-FP
12-0244	01-C	Harcon Precision Metals Inc	286	110	Chemical conversion coating & water Jet	Federal	433	.17	1	PH
									2	MIXER
									3	SETTLE
									4	HAUL
									5	EVAP
12-0264	01-A	UT; SC Valley Engineering Inc	38,400	100	Groundwater	Local	101		1	FILT-O
13-0115	04-B	Doncasters GCE Industries	878	200	Bldg 2 Lateral, 1887 Nirvana Av	Local			1	ZERO
									2	HAUL
				300	Bldg 3 Lateral, 757 Main St	Local	130		1	ERU+1
									2	HAUL
				330	Dye Pen / Vibra Clean	Federal	433	.17	1	SETTLE
									2	IX
									3	FILT-O
				410	Dye Pen / Water Jet Cutting	Federal	433	.17	1	SETTLE
									2	IX
									3	FILT-O
									4	O/W
									5	HAUL
13-0161	04-A	Rohr Inc dba Goodrich Aerostructures	21,430	210	Tumble / Hydro Test / Cool	Federal	433	.17	1	1CRC
				250	Metal Finishing & Stormwater	Federal	433	.17	1	EQUAL
									2	CR
									3	PH
									4	P&S
									5	UF
									6	SD-FP
									7	HAUL

SIU Facilities Federal Category, Process, and Pretreatment Technology by Connection Treatment Plant 1

Report run on: January 6, 2012 5:08 PM

Page 10

Facility	Permit	Name	IW Discharged (gpd)	Conn	Principle Process	Federal/Local	CFR Part	CFR Section	Order	Pre Treat Code		
13-0161	04-A	Rohr Inc dba Goodrich Aerostructures	21,430	250					8	RECYL		
									9	HOLD		
13-0303	04-A	UT; World Oil Marketing Company	2,000	100	Groundwater remediation	Local	101		1	SETTLE		
									2	ADS-C		
									3	FILT-O		
13-0454	03-A	UT; Innovative Environmental Solutions	106	100	GW remediation: gas w/FP	Local	101		1	SETTLE		
									2	O/W		
									3	FILT-O		
									4	ADS-C		
13-0466	02-A	UT; Ami Adini & Associates Inc	900	100	Groundwater remediation	Local	101		1	FILT-O		
									2	ADS-C		
14-0034	03-A	Hotel Del Coronado	31,842	110	Commercial laundry	Local	100		1	SCREEN		
									2	EQUAL		
16-0033	04-A	Garvin Industries	65	110	Cleaning/Fe Phosphating	Federal	433	.17	1	PH		
16-0209	04-A	Chromalloy San Diego	229	110	Metal finishing ops w/o discharge	Federal	433	.15	1	HAUL		
									2	EVAP		
16-0343	03-A	Vision Systems Inc	300	110	Etch / Chemfilm	Federal	433	.17	1	SETTLE		
									1	HAUL		
									2	CR		
									3	CN		
					111	Chemfilm	Federal	433	.17	1	CN	
										2	CR	
										3	PPT	
										4	FILT-O	
16-0348	03-A	Veridiam Inc	7,100	110	Metal Fab/Clean	Federal	433	.15	1	EQUAL		
									433	.17	2	PH
											3	P&S
											4	SD-FP
					120	X-ray Processing	Local	130		1	ERU+2	

SIU Facilities Federal Category, Process, and Pretreatment Technology by Connection Treatment Plant 1

Report run on: January 6, 2012 5:08 PM

Page 11

Facility	Permit	Name	IW Discharged (gpd)	Conn	Principle Process	Federal/ Local	CFR Part	CFR Section	Order	Pre Treat Code								
16-0520	04-A	GKN Aerospace Chem-tronics Inc	26,826	110	Chem Mill, Caustic Clean	Federal	130		1	EQUAL								
									2	FLOC								
									3	P&S								
									4	PH								
					210	Clean, Dye Pen, Tumble	Federal	130		1	EQUAL							
												4	PH					
												4	PH					
												4	PH					
					410	Chembrite	Federal	433		1	PH							
												433	.17					
					420	Steam Cleaning	Federal	433		1	SETTLE							
												2	ELBOW					
					430	X-Ray Processing	Local	130		1	RECOV							
												450	Bldg 5 Steam Clean, Dye Pen	Federal	433		1	ELBOW
460	Dye Penetrant Test	Federal	433															
												510	Bldg 8 Dye Pen	Federal	433		.17	
520	Alodining	Local		1														ZERO
												620	Bldg9 Water Jet Cutting	Federal	433		.17	
16-0529	03-A	Triumph Fabrications - San Diego	232	100														Building Lateral
												110	Metal Finishing	Federal	433		.17	
					2	PH												
130	Plaster Mold / Pan Wash	Local			1	ZERO												
							160	Dye Pen (FPI #3)	Federal	433		.17						
													170	Dye Pen (FPI #1/4)	Federal	433		.17
16-0727	03-A	UT; Thrifty Oil Company # 420	200	100	Groundwater remediation	Local	101		1	ELBOW								
											2	FILT-O						
													3	ADS-C				
16-0743	01-A	UT; Hargrave Environmental Consulting Inc	21,600	100	Groundwater Remediation	Local	101		1	FILT-O								
											2	ADS-C						
16-0772	01-A	UT; Western Foundations & Shoring, Inc.	108,000	100	Groundwater	Local	101		1	SETTLE								
17-0013	02-A	UT; Thrifty Oil Company # 416	7,200	100	GW remediation: gas w/FP	Local	101		1	EQUAL								
											2	ADS-C						

SIU Facilities Federal Category, Process, and Pretreatment Technology by Connection Treatment Plant 1

Report run on: January 6, 2012 5:08 PM

Page 12

Facility	Permit	Name	IW Discharged (gpd)	Conn	Principle Process	Federal/ Local	CFR Part	CFR Section	Order	Pre Treat Code
17-0013	02-A	UT; Thrifty Oil Company # 416	7,200	100					3	FILT-O
19-0313	01-A	UT; Thrifty Oil Company # 110	3,100	100	GW remediation: gasoline	Local	101		1	EQUAL
									2	FILT-O
									3	ADS-C
20-0043	05-A	Hallmark Circuits Inc	37,202	110	PC Board Manufacturing	Federal	433	.17	1	IX
									2	EW
									3	BATCH
									4	RECYL
									5	PH
									6	FLOC
									7	FILT-O
									8	SD-FP
									9	HAUL
				111	Gold Tab Plating	Federal	433	.17	1	RECOV
									2	CN
				112	Immersion Gold Plating and Tip	Federal	433	.17	1	RECYL
20-0108	04-A	Valley Metals	1,432	110	Metal Forming/Finishing	Federal	433	.17	1	UF
							471	.35	2	FILT
							471	.65	3	PH
									4	P&S
									5	O/W
									6	SETTLE
									8	SPAR-A
									9	DEAD
									10	RECYL
									11	PPT-F
									12	HAUL
				120	X-ray Processing	Local	130		1	RECOV
									2	3CRC
20-0109	04-A	L & T Precision Sheet Metal	35	100	Sewer Lateral	Local			1	HAUL
									2	EVAP
				120	Silkscreen Cleaning	Federal	433	.17		
20-0122	03-A	K-Tube Corporation	1,738	110	Pressure Washing	Federal	433	.17	1	FILT-O

SIU Facilities Federal Category, Process, and Pretreatment Technology by Connection Treatment Plant 1

Report run on: January 6, 2012 5:08 PM

Page 13

Facility	Permit	Name	IW Discharged (gpd)	Conn	Principle Process	Federal/Local	CFR Part	CFR Section	Order	Pre Treat Code
20-0122	03-A	K-Tube Corporation	1,738	120	Tube Manufacturing	Federal	433	.17	1	FILT-O
									2	EVAP
21-0248	03-A	Creative Metal Industries	60	110	Silkscreen Cleaning	Federal	433	.17		
				120	Etching (Zero Discharge)	Local			1	HAUL
									2	RECYL
21-0252	03-A	Compucraft Industries Inc	28	100	Zero discharge Cr wastewater	Local			1	ZERO
				110	Metalfinishing	Federal	433	.17	1	PH
				120	Fabrication/Machining	Federal	433	.17		
21-0302	02-A	UT; Thrifty Oil Company # 113	2,880	100	GW Remediation: gas w/FP	Local	101		1	SETTLE
									2	ADS-C
									3	UF
22-0039	05-A	Culligan Water Company of San Diego Inc	33,666	210	Softener Regen	Local	199			
32-0020	01-C	UT; PAR Electrical Contractors	115,200	100	GW construction dewatering	Local	101		1	SETTLE
33-0044	02-A	Coating Services Group LLC	37	110	MF assoc process rinses	Federal	433	.17		
34-0070	02-A	Golden State Metal Finishing	300	110	Treated MF Rinses	Federal	433	.17	1	PH
									2	HAUL
				120	Ni Seal / Black Dye / Chemfilm	Local			1	ZERO
36-0001	01-A	Otay Mesa Energy Center LLC	43,200	110	WetSac blowdown + OWS	Federal	423	.17	1	SETTLE
									2	PH
				120	PCB zero discharge	Federal	423	.17	1	ZERO

80

Inspections Performed

IU #	Industry	Inspection Type	Inspection Date
02-0112	University of California San Diego	Site Visit not elsewhere classified	16-Feb-11
		Annual/Renewal Inspection	13-Dec-11
02-0332	Pall Filtration & Separations Group Inc	Stormwater Inspection - SWPPP Reviewed	20-Oct-11
		Annual/Renewal Inspection	25-Aug-11
		Sewer Surcharge Inspection	25-Aug-11
02-0439	PrimaPharm Inc	Annual/Renewal Inspection	30-Jun-11
		Sewer Surcharge Inspection	30-Jun-11
		Stormwater Inspection	08-Jun-11
02-0485	Quantum Design Inc	Annual/Renewal Inspection	21-Jun-11
		Site Visit not elsewhere classified	25-Oct-11
		Sewer Surcharge Inspection	21-Jun-11
02-0505	Curtis Technology Inc	Stormwater Inspection	21-Jun-11
		Annual/Renewal Inspection	06-Jun-11
		Stormwater Inspection	06-Jun-11
02-0518	Suneva Medical Inc	Sewer Surcharge Inspection	06-Jun-11
		Annual/Renewal Inspection	23-Mar-11
		Stormwater Inspection	23-Mar-11
02-0582	The Argen Corporation	Annual/Renewal Inspection	30-Aug-11
		Sewer Surcharge Inspection	30-Aug-11
		Stormwater Inspection	30-Aug-11
02-0761	Pacira Pharmaceuticals Inc	Annual/Renewal Inspection	23-Nov-11
		Stormwater Inspection	23-Nov-11
02-0762	Pacira Pharmaceuticals Inc	Stormwater Inspection - SWPPP Reviewed	23-Nov-11
		Sewer Surcharge Inspection	04-Oct-11
		Site Visit not elsewhere classified	04-Oct-11
		Annual/Renewal Inspection	23-Nov-11
03-0115	ATK Space Systems	Sewer Surcharge Inspection	20-Jan-11
		Stormwater Inspection - SWPPP Reviewed	20-Jan-11
		Annual/Renewal Inspection	20-Jan-11
		Site Visit not elsewhere classified	25-Oct-11
03-0408	Hydranautics	Inactivation Request - Site Visit	09-Sep-11
03-0717	Action Powder Coating LLC	Annual/Renewal Inspection	13-Oct-11
		Stormwater Inspection	13-Oct-11
03-0722	Polese Company Inc	Sewer Surcharge Inspection	09-Mar-11
		Annual/Renewal Inspection	08-Mar-11
		Stormwater Inspection	08-Mar-11
03-0920	A to Z Metal Finishing	Annual/Renewal Inspection	13-Oct-11
		Stormwater Inspection	13-Oct-11
03-1017	Anocote Metal Finishing	Annual/Renewal Inspection	23-Sep-11
		Stormwater Inspection	23-Sep-11
05-0064	Pepsi-Cola Bottling Company of San Diego	Site Visit not elsewhere classified	22-Feb-11
05-0684	Allermed Laboratories Inc	Annual/Renewal Inspection	20-Dec-11
		Stormwater Inspection	20-Dec-11
05-0985	Chromalloy San Diego Pacific Gas Turbine Center	Site Visit not elsewhere classified	10-Oct-11
		Annual/Renewal Inspection	22-Jun-11
		Stormwater Inspection by City Contractor	01-Mar-11

Inspections Performed

IU #	Industry	Inspection Type	Inspection Date
05-0985	Pacific Gas Turbine Center	Stormwater Inspection	22-Jun-11
		Sewer Surcharge Inspection	22-Jun-11
05-0997	TTM Printed Circuit Group Inc	Stormwater Inspection - SWPPP Reviewed	31-Oct-11
		Annual/Renewal Inspection	31-Oct-11
05-1019	USN;Marine Corp Air Station Miramar	Annual/Renewal Inspection	15-Feb-11
		Rainwater Diversion Inspection	22-Nov-11
05-1081	UT; ExxonMobil Oil Corporation	Annual/Renewal Inspection	20-Dec-11
05-1157	UT; Hazard Construction Company	Site Visit not elsewhere classified	01-Jul-11
06-0026	Cubic Defense Applications Inc	Stormwater Inspection - SWPPP Reviewed	20-Jul-11
		Site Visit not elsewhere classified	27-Oct-11
		Annual/Renewal Inspection	20-Jul-11
		Site Visit not elsewhere classified	10-Nov-11
		Sewer Surcharge Inspection	20-Jul-11
06-0058	Kyocera America Inc	Stormwater Inspection - SWPPP Reviewed	02-Mar-11
		Sewer Surcharge Inspection	02-Mar-11
		Annual/Renewal Inspection	02-Mar-11
06-0267	Hamilton Sundstrand Power Systems	Stormwater Inspection - SWPPP Reviewed	08-Nov-11
		Site Visit not elsewhere classified	08-Nov-11
		Annual/Renewal Inspection	21-Sep-11
		Sewer Surcharge Inspection	21-Sep-11
07-0171	UT; Thrifty Oil Company # 419	Site Visit not elsewhere classified	28-Dec-11
07-0179	UT; Whillock Contracting Inc	Inactivation Request - Site Visit	15-Feb-11
08-0008	UT; USN FISC Point Loma Fuel Annex	Annual/Renewal Inspection	13-Jan-11
		Annual/Renewal Inspection	15-Dec-11
08-0566	UT; Kiewit/Sundt a Joint Venture	Annual/Renewal Inspection	23-Aug-11
		Site Visit not elsewhere classified	21-Apr-11
		Inactivation Request - Site Visit	15-Dec-11
08-0573	UT; Wier Construction Corporation	Initial Inspection	02-Sep-11
		Site Visit not elsewhere classified	07-Sep-11
09-0001	AlSCO Inc	Annual/Renewal Inspection	24-Feb-11
		Stormwater Inspection	24-Feb-11
		Sewer Surcharge Inspection	24-Feb-11
09-0930	UT; HPS Mechanical Inc	Inactivation Request - Site Visit	06-May-11
		Site Visit not elsewhere classified	02-Feb-11
09-0943	UT; CalClean Inc	Inactivation Request - Site Visit	29-Aug-11
09-0960	UT; HPS Mechanical Inc	Initial Inspection	29-Aug-11
		Site Visit not elsewhere classified	25-Oct-11
		Site Visit not elsewhere classified	02-Sep-11
10-0018	Coca-Cola Bottling Company of Southern California	Stormwater Inspection - SWPPP Reviewed	11-Jan-11
		Sewer Surcharge Inspection	11-Jan-11
		Annual/Renewal Inspection	11-Jan-11
11-0016	USN;Naval Base San Diego	Annual/Renewal Inspection	11-Jan-11
		Sewer Surcharge Inspection	02-Mar-11
11-0024	Southern California Plating Company Inc	Annual/Renewal Inspection	26-Jul-11
		Site Visit not elsewhere classified	26-Oct-11
11-0032	Angelica Textile Services	Annual/Renewal Inspection	22-Sep-11

Inspections Performed

IU #	Industry	Inspection Type	Inspection Date
11-0051	General Dynamics NASSCO	Annual/Renewal Inspection	01-Nov-11
11-0189	Cintas Corporation	Annual/Renewal Inspection	20-Sep-11
		Stormwater Inspection	20-Sep-11
11-0272	Major Scientific Industries	Annual/Renewal Inspection	24-Aug-11
		Stormwater Inspection	24-Aug-11
11-0398	Unifirst Corporation	Annual/Renewal Inspection	15-Mar-11
11-0444	CP Kelco	Annual/Renewal Inspection	27-Sep-11
11-0526	UT; Thrifty Oil Company # 096	Annual/Renewal Inspection	08-Jun-11
		Site Visit not elsewhere classified	24-Jun-11
11-0534	UT; City of San Diego - Storm Water Dept	Annual/Renewal Inspection	10-Oct-11
11-0539	UT; G & M Oil Company Station # 45	Initial Inspection	13-Jan-11
11-0547	UT; 15th Island LLC	Initial Inspection	15-Feb-11
		Inactivation Request - Site Visit	20-Jul-11
		Site Visit not elsewhere classified	08-Mar-11
12-0038	RJ Donovan Correctional Facility	Annual/Renewal Inspection	13-Oct-11
12-0065	Emerald Textiles LLC	Annual/Renewal Inspection	04-Aug-11
		Stormwater Inspection	04-Aug-11
		Stormwater Inspection	21-Jun-11
		Site Visit not elsewhere classified	26-Oct-11
		Sewer Surcharge Inspection	04-Aug-11
12-0144	AP Precision Metals	Annual/Renewal Inspection	17-May-11
		Stormwater Inspection	17-May-11
		Sewer Surcharge Inspection	17-May-11
12-0154	Heinz Frozen Foods	Stormwater Inspection	15-Sep-11
		Sewer Surcharge Inspection	15-Sep-11
		Annual/Renewal Inspection	15-Sep-11
12-0202	Spec-Built Systems Inc	Annual/Renewal Inspection	13-Dec-11
		Site Visit not elsewhere classified	15-Sep-11
		Stormwater Inspection	13-Dec-11
		Sewer Surcharge Inspection	13-Dec-11
12-0212	Cantare Foods Inc	Inactivation Request - Site Visit	17-May-11
12-0220	Circle Foods LLC	Annual/Renewal Inspection	06-Dec-11
		Site Visit not elsewhere classified	26-Oct-11
		Stormwater Inspection	06-Dec-11
		Sewer Surcharge Inspection	06-Dec-11
12-0244	Harcon Precision Metals Inc	Annual/Renewal Inspection	13-Sep-11
		Sewer Surcharge Inspection	13-Sep-11
		Stormwater Inspection	13-Sep-11
		Site Visit not elsewhere classified	26-Oct-11
12-0245	UT; BRH Garver West Inc	Initial Inspection	09-May-11
		Site Visit not elsewhere classified	27-May-11
		Inactivation Request - Site Visit	29-Jul-11
12-0264	UT; SC Valley Engineering Inc	Initial Inspection	09-Dec-11
13-0115	Doncasters GCE Industries	Annual/Renewal Inspection	15-Feb-11
13-0161	Rohr Inc dba Goodrich Aerostructures	Annual/Renewal Inspection	25-Jan-11
13-0279	Dynegy South Bay LLC	Site Visit not elsewhere classified	01-Feb-11
13-0303	UT; World Oil Marketing Company	Annual/Renewal Inspection	14-Apr-11
13-0447	UT; Chevron Environmental Management Company	Inactivation Request - Site Visit	22-Aug-11

Inspections Performed

IU #	Industry	Inspection Type	Inspection Date
13-0454	UT; Innovative Environmental Solutions	Annual/Renewal Inspection	21-Dec-11
13-0466	UT; Ami Adini & Associates Inc	Annual/Renewal Inspection	07-Sep-11
13-0480	UT; Haley & Aldrich	Initial Inspection	12-Oct-11
		Site Visit not elsewhere classified	12-Sep-11
		Site Visit not elsewhere classified	24-Oct-11
		Inactivation Request - Site Visit	27-Dec-11
14-0034	Hotel Del Coronado	Annual/Renewal Inspection	20-Jan-11
		Annual/Renewal Inspection	01-Dec-11
16-0033	Garvin Industries	Annual/Renewal Inspection	04-Mar-11
16-0343	Vision Systems Inc	Annual/Renewal Inspection	21-Jul-11
16-0348	Veridiam Inc	Annual/Renewal Inspection	08-Dec-11
16-0520	GKN Aerospace Chem-tronics Inc	Annual/Renewal Inspection	24-May-11
16-0529	Triumph Fabrications - San Diego	Annual/Renewal Inspection	07-Jul-11
16-0727	UT; Thrifty Oil Company # 420	Annual/Renewal Inspection	07-Dec-11
16-0738	Premier Metal Processing Inc	Site Visit not elsewhere classified	02-Feb-11
16-0743	UT; Hargrave Environmental Consulting Inc	Initial Inspection	22-Jun-11
16-0772	UT; Western Foundations & Shoring, Inc.	Initial Inspection	08-Nov-11
17-0013	UT; Thrifty Oil Company # 416	Annual/Renewal Inspection	07-Sep-11
18-0008	EQUALITY PLATING COMPANY	Site Visit not elsewhere classified	02-Feb-11
18-0170	Lemon Grove Plating/Equality Plating Company	Annual/Renewal Inspection	24-Mar-11
		Inactivation Request - Site Visit	03-Aug-11
18-0216	Lemon Grove Plating/Equality Plating	Site Visit not elsewhere classified	16-Nov-11
19-0313	UT; Thrifty Oil Company # 110	Attachment C Confirmation	22-Feb-11
		Annual/Renewal Inspection	18-Oct-11
20-0043	Hallmark Circuits Inc	Annual/Renewal Inspection	15-Nov-11
20-0108	Valley Metals	Annual/Renewal Inspection	01-Feb-11
20-0109	L & T Precision Sheet Metal	Annual/Renewal Inspection	23-Mar-11
20-0122	K-Tube Corporation	Annual/Renewal Inspection	16-Sep-11
21-0248	Creative Metal Industries	Annual/Renewal Inspection	06-Dec-11
21-0252	Compucraft Industries Inc	Annual/Renewal Inspection	10-Mar-11
		Site Visit not elsewhere classified	09-Dec-11
21-0302	UT; Thrifty Oil Company # 113	Annual/Renewal Inspection	17-Jun-11
		Site Visit not elsewhere classified	09-Dec-11
		Site Visit not elsewhere classified	08-Dec-11
22-0039	Culligan Water Company of San Diego Inc	Annual/Renewal Inspection	20-Oct-11
33-0044	Coating Services Group LLC	Initial Inspection	26-Jan-11
34-0070	Golden State Metal Finishing	Annual/Renewal Inspection	20-May-11
36-0001	Otay Mesa Energy Center LLC	Annual/Renewal Inspection	14-Jul-11
		Sewer Surcharge Inspection	04-Aug-11

Active Non-SIU Permits, Treatment Plant 1

Report run on: January 6, 2012 4:36 PM

Page 1

Class	Facility	Permit	Name	Address	City	Zip
2	02-0033	02-A	Salk Institute for Biological Studies	10010 N Torrey Pines Rd	San Diego	92037
	02-0040	03-A	Scripps Memorial Hospital	9888 Genesee Av	La Jolla	92037
	02-0043	04-A	Sanford-Burnham Medical Research Institute	10901 N Torrey Pines Rd	San Diego	92037
	02-0059	03-A	General Atomics	3550 General Atomics Ct	San Diego	92121
	02-0313	03-A	Quidel Corporation	10165 Mc Kellar Ct	San Diego	92121
	02-0429	02-B	FedEx Freight West	5550 Eastgate MI	San Diego	92121
	02-0434	03-A	Advanced BioHealing	10933 N Torrey Pines Rd Suite 200	La Jolla	92037
	02-0441	04-A	Agilent Technologies	11011 N Torrey Pines Rd	La Jolla	92037
	02-0453	04-A	aTyr Pharma	3565 General Atomics Ct Suite 102	San Diego	92121
	02-0501	04-A	EMD Biosciences Inc	10394 Pacific Center Ct	San Diego	92121
	02-0510	03-A	Tanabe Research Laboratories	4540 Towne Centre Ct	San Diego	92121
	02-0512	01-A	Neurosciences Research Foundation Inc	10640 John Jay Hopkins Dr	San Diego	92121
	02-0553	02-A	BD Biosciences	10995 Torreyana Rd	San Diego	92121
	02-0571	01-A	Nautilus Environmental LLC	5550 Morehouse Dr Suite 150	San Diego	92121
	02-0574	00-A	Integrated Microwave	11353 Sorrento Valley Rd	San Diego	92121
	02-0595	02-A	San Diego Reference Laboratory	6122 Nancy Ridge Dr	San Diego	92121
	02-0603	02-A	Bioserv Corporation	5340 Eastgate MI	San Diego	92121
	02-0630	04-A	Vertex Pharmaceuticals San Diego LLC	11010 Torreyana Rd	San Diego	92121
	02-0636	04-A	Accumetrics Inc	3985 Sorrento Valley Bl Suite B	San Diego	92121
	02-0641	03-A	Johnson & Johnson Pharmaceutical R&D	3210 Merryfield Rw	San Diego	92121
	02-0650	02-A	Helicon Therapeutics	7473 Lusk Bl	San Diego	92121
	02-0707	03-A	Acadia Pharmaceuticals Inc	3911 Sorrento Valley Bl	San Diego	92121
	02-0715	03-A	The Scripps Research Institute	3545 Cray Ct	La Jolla	92037
	02-0721	02-A	Arena Pharmaceuticals Inc	6166 Nancy Ridge Dr	San Diego	92121
	02-0722	06-A	SanGart Inc	6175 Lusk Bl	San Diego	92121
	02-0729	02-A	Scripps Green Hospital and Clinic	10666 N Torrey Pines Rd	La Jolla	92037
	02-0730	03-A	The Scripps Research Institute	10466 N Torrey Pines Rd	La Jolla	92037
	02-0744	03-A	The Scripps Research Institute	3050 Science Park Rd	La Jolla	92037
	02-0752	03-A	Novartis Institute for Functional Genomics dba GNF	10675 John Jay Hopkins Dr	San Diego	92121
	02-0756	02-A	Pfizer La Jolla Laboratories	10777 Science Center Dr	San Diego	92121
	02-0764	05-A	Amylin Pharmaceuticals Inc	4570 Executive Dr Suite	San Diego	92121
	02-0776	02-A	BD Biosciences	11077 N Torrey Pines Rd	La Jolla	92037
	02-0779	03-A	Sunstate Equipment Company	5590 Eastgate MI	San Diego	92121
	02-0795	02-A	Trius Therapeutics	6310 Nancy Ridge Dr Suite 105	San Diego	92121
	02-0803	02-A	The Scripps Research Institute	3528 General Atomics Ct	San Diego	92121
	02-0810	02-A	Charles River Laboratory Transgenic Services	10792 Roselle St	San Diego	92121
	02-0812	01-A	ActivX Biosciences Inc	11025 N Torrey Pines Rd Suite 120	La Jolla	92037
	02-0827	01-A	Sequenom Inc	3595 John Hopkins Ct	San Diego	92121
	02-0860	02-A	Takeda San Diego Inc	10410 Science Center Dr	San Diego	92121
	02-0861	02-A	Illumina Inc	9885 Towne Centre Dr	San Diego	92121

Active Non-SIU Permits, Treatment Plant 1

Report run on: January 6, 2012 4:36 PM

Page 2

Class	Facility	Permit	Name	Address	City	Zip
2	02-0863	02-A	The Scripps Research Institute	3215 Merryfield	Rw	San Diego 92121
	02-0868	02-A	Genomatica Inc	10520 Wateridge	Cr	San Diego 92121
	02-0869	01-A	Ceregene Inc	9381 Judicial	Dr Suite 130	San Diego 92121
	02-0880	02-A	Vical Inc	10390 Pacific Center	Ct	San Diego 92121
	02-0882	02-A	Signal Pharmaceuticals	4550 Towne Centre	Ct	San Diego 92121
	02-0884	01-A	Sequenom Inc	11100 Roselle	St	San Diego 92121
	02-0889	01-A	Molecular Diagnostic Services	4204 Sorrento Valley	Bl Suite G	San Diego 92121
	02-0892	01-A	Althea Technologies Inc	11040 Roselle	St	San Diego 92121
	02-0939	01-A	Biocept Inc	5810 Nancy Ridge	Dr Suite 200	San Diego 92121
	02-0945	01-A	CovX Pharmaceuticals Inc	9381 Judicial	Dr Suite 200	San Diego 92121
	02-0950	02-A	Mpex Pharmaceuticals Inc	11535 Sorrento Valley	Rd	San Diego 92121
	02-0957	01-A	The Burnham Institute for Medical Research	3010 Science Park	Rd	San Diego 92121
	02-0972	01-A	SDG&E Environmental Lab	6555 Nancy Ridge	Dr Suite 300	San Diego 92121
	02-0977	01-A	Ambrx Inc	10975 N Torrey Pines	Rd	San Diego 92037
	02-1011	01-A	Veterinary Specialty Hospital	10435 Sorrento Valley	Rd	San Diego 92121
	02-1013	01-A	Senomyx Inc	4767 Nexus Center	Dr	San Diego 92121
	02-1014	02-A	Sanford-Burnham Medical Research Institute	10905 Road to the Cure		San Diego 92121
	02-1016	01-A	Pacific Membranes	3956 Sorrento Valley	Bl Suite 600	San Diego 92121
	02-1043	01-A	Braincells Inc - Second Floor	3565 General Atomics	Ct Suite 200	San Diego 92121
	02-1063	01-A	Axikin Pharmaceuticals	10835 Road to the Cure	Suite 200	San Diego 92121
	02-1069	01-A	Vaccine Research Institute of San Diego	10835 Road to the Cure	Suite 150	San Diego 92121
	02-1083	01-A	Receptos	10835 Road to the Cure	Suite 205	San Diego 92121
	02-1084	01-A	Explora Biolabs	10835 Road to the Cure	Suite 130	San Diego 92121
	03-0077	03-A	Miramar Truck Sales Inc	6066 Miramar	Rd	San Diego 92121
	03-0254	02-A	SDCCD; Miramar College	10440 Black Mountain	Rd	San Diego 92126
	03-0293	02-A	Hertz Equipment Rental	8014 Miramar	Rd	San Diego 92126
	03-0347	03-A	Sungear	8535 Arjons	Dr Suite G	San Diego 92126
	03-0488	02-A	GenBio	15222 Avenue of Science	Suite A	San Diego 92128
	03-0530	01-A	Valley Crest Landscape Inc	8450 Miramar	Pl	San Diego 92121
	03-0535	03-A	Hazard Construction Company	6465 Marindustry	Pl	San Diego 92121
	03-0694	01-A	Pulse Electronics, Inc	12220 World Trade	Dr	San Diego 92128
	03-0738	01-A	Scripps Laboratories	6838 Flanders	Dr	San Diego 92121
	03-0752	02-A	Inova Diagnostics Inc	9900 Old Grove	Rd	San Diego 92131
	03-0777	02-B	Gen-Probe Inc	10210 Genetic Center	Dr	San Diego 92121
	03-0780	03-A	Miramar Bobcat Inc	9370 Miramar	Rd	San Diego 92126
	03-0801	02-A	SMS Technologies Inc	9877 Waples	St	San Diego 92121
	03-0808	01-A	Detail Works Inc	9210 Dowdy	Dr Suite H	San Diego 92126
	03-0934	02-A	Diamond Environmental	9174 Rehco	Rd	San Diego 92121
	03-0954	03-A	Rush Truck Center	8464 Miramar	Rd	San Diego 92126
	03-0965	03-A	Designer Molecules Inc	10080 Willow Creek	Rd	San Diego 92131
	03-0993	01-A	City;Environmental Services Dept	8353 Miramar	Pl	San Diego 92121

Active Non-SIU Permits, Treatment Plant 1

Report run on: January 6, 2012 4:36 PM

Page 3

Class	Facility	Permit	Name	Address	City	Zip
2	03-1024	01-B	NeoMPS	9395 Cabot Dr	San Diego	92126
	03-1035	01-A	TriLink BioTechnologies Inc	9955 Mesa Rim Rd	San Diego	92121
	03-1060	01-A	Combi-Blocks Inc	7949 Silverton Av	San Diego	92126
	03-1070	02-A	Johnson Matthey Medical Products	12205 World Trade Dr	San Diego	92128
	03-1081	01-A	Biosite Inc	9975 Summers Ridge Rd	San Diego	92121
	03-1190	01-A	Peregrine Semiconductor	9380 Carroll Park Dr	San Diego	92121
	03-1206	01-A	AEM Inc	6610 Cobra Wy	San Diego	92121
	04-0002	03-A	VA San Diego Healthcare System	3350 La Jolla Village Dr	San Diego	92161
	04-0005	03-A	Bud's Radiator Service	7464 Draper Av	La Jolla	92037
	04-0016	04-A	Sea World San Diego	500 Sea World Dr	San Diego	92109
	04-0196	01-B	Mission Bay Aquatic Center	1001 Santa Clara Pl	San Diego	92109
	04-0211	02-A	UCSD Scripps Institution of Oceanography	8602 La Jolla Shores Dr	La Jolla	92093
	04-0253	01-A	Driscoll Mission Bay	1500 Quivira Wy	San Diego	92109
	05-0011	01-A	Arrowhead Mountain Spring Water Company	8025 Engineer Rd	San Diego	92111
	05-0013	02-A	University of San Diego	5998 Alcala Park	San Diego	92110
	05-0015	05-A	The San Diego Union-Tribune LLC	350 Camino de la Reina	San Diego	92108
	05-0035	02-B	Children's Hospital and Health Center	3020 Children's Wy	San Diego	92123
	05-0039	02-A	Sharp Memorial Hospital	7901 Frost St	San Diego	92123
	05-0064	04-B	The Pepsi Bottling Group of San Diego	7995 Armour St	San Diego	92111
	05-0100	03-A	Frazee Industries	6625 Miramar Rd	San Diego	92121
	05-0111	02-A	City;Equipment Division - Rose Canyon	3775 Morena Bl	San Diego	92117
	05-0120	02-A	Sharp Pathology Laboratory	5325 Metro St	San Diego	92110
	05-0384	02-A	San Diego Transit Corporation	4630 Ruffner St	San Diego	92111
	05-0446	01-A	SDCCD; Mesa College	7250 Mesa College Dr	San Diego	92111
	05-0467	03-A	Caltrans	7177 Opportunity Rd	San Diego	92111
	05-0513	03-A	San Diego Gas & Electric Company	4848 Santa Fe St	San Diego	92109
	05-0533	02-A	Kearny Mesa Acura & Jaguar/Aston Martin of SD	5202 Kearny Mesa Rd	San Diego	92111
	05-0656	04-A	SDUSD; San Diego Unified School District	4710 Cardin St	San Diego	92111
	05-0669	03-A	San Diego Gas & Electric Company	6875 Consolidated Wy	San Diego	92121
	05-0689	02-A	Kenyon Machine Inc	5002 Santa Fe St	San Diego	92109
	05-0750	01-A	AntiCancer Inc	7917 Ostrow St	San Diego	92111
	05-0809	04-A	MM San Diego LLC - Miramar	5244 Convoy St	San Diego	92111
	05-1067	01-A	Mercedes Benz of San Diego	4750 Kearny Mesa Rd	San Diego	92111
	06-0013	02-A	Solar Turbines Inc	4200 Ruffin Rd	San Diego	92123
	06-0052	02-A	Merry X-Ray Chemical Corporation	4444 Viewridge Av	San Diego	92123
	06-0071	04-A	City;Fire - Rescue Dept Repair Facility	3870 Kearny Villa Rd	San Diego	92123
	06-0238	04-A	Sorrento Electronics Inc	4949 Greencraig Ln	San Diego	92123
	06-0268	03-A	San Diego Gas & Electric Company	5488 Overland Av	San Diego	92123
	06-0275	03-A	EnviroMatrix Analytical Inc	4340 Viewridge Av	San Diego	92123
	06-0344	01-A	United Rentals	5580 Kearny Villa Rd	San Diego	92123
	06-0405	04-A	CP Kelco	8225 Aero Dr	San Diego	92123

Active Non-SIU Permits, Treatment Plant 1

Report run on: January 6, 2012 4:36 PM

Page 4

Class	Facility	Permit	Name	Address	City	Zip
2	06-0430	03-A	San Diego X-Ray Inc	9127 Chesapeake Dr	San Diego	92123
	06-0498	02-A	Maxwell Technologies Inc	9244 Balboa Av	San Diego	92123
	06-0519	02-A	VAS Engineering	4750 Viewridge Av	San Diego	92123
	06-0533	01-A	Hi Tech Honeycomb	9355 Ruffin Ct	San Diego	92123
	06-0569	01-A	Water Works Inc	5490 Complex St	Suite 602 San Diego	92123
	06-0596	02-A	Statewide Stripes Inc	7320 Mission Gorge Road	San Diego	92120
	07-0001	03-A	City;Alvarado Treatment Plant	5540 Kiowa Dr	La Mesa	91941
	07-0011	04-A	Kaiser Foundation Hospital	4647 Zion Av	San Diego	92120
	07-0152	02-A	BJ's Rentals Inc	7585 Mission Gorge Rd	San Diego	92120
	07-0170	04-A	UT; ConocoPhillips	7121 Park Ridge Bl	San Diego	92120
	08-0004	03-A	American Airlines	2330 Stillwater Rd	San Diego	92101
	08-0009	06-A	USN;Naval Submarine Base	140 Sylvester Rd	San Diego	92106
	08-0016	04-A	USN;Marine Corps Recruit Depot	4600 Belleau Av	Bldg 224 San Diego	92140
	08-0017	04-A	USN;Space & Naval Warfare Systems Center Pacific	53560 Hull St	San Diego	92152
	08-0229	02-A	Environmental Engineering Laboratory Inc	3538 Hancock St	San Diego	92110
	08-0247	01-A	Shelter Island Boatyard	2330 Shelter Island Dr	Suite 1 San Diego	92106
	08-0290	00-A	Nielsen Beaumont Marine	2420 Shelter Island Dr	San Diego	92106
	08-0347	03-A	The Strip Shop	4015 La Salle St	San Diego	92110
	08-0358	01-A	San Diego County Public Health Lab	3851 Rosecrans St	San Diego	92110
	08-0385	01-A	San Diego County Regional Airport Authority	3225 N Harbor Dr	San Diego	92101
	08-0386	04-A	United Launch Alliance	4297 Pacific Hy	San Diego	92101
	08-0390	02-A	Aircraft Service International	2340 Stillwater Rd	San Diego	92101
	08-0490	03-A	USN;Naval Amphib Base Coronado	3420 Guadalcanal Rd	Bldg 104 San Diego	92155
	08-0494	02-A	BJ's Rentals Inc	3959 Pacific Hy	San Diego	92110
	08-0525	02-A	City;Public Utilities EMTS Lab at NTC	2392 Kincaid Rd	San Diego	92101
	08-0565	02-A	UT; City of San Diego	3700 Witherby St	San Diego	92110
	09-0009	04-A	USN;Naval Medical Center San Diego	34800 Bob Wilson Dr	San Diego	92134
	09-0012	03-A	UCSD Medical Center	200 W Arbor Dr	San Diego	92103
	09-0023	04-A	Solar Turbines Inc	2200 Pacific Hy	San Diego	92101
	09-0041	02-A	SDCCD; City College	1313 Park Bl	San Diego	92101
	09-0048	01-A	Zoological Society of San Diego	2920 Zoo Dr	San Diego	92101
	09-0052	01-A	Sharp Rees-Stealy Medical Group	2001 4th Av	San Diego	92101
	09-0431	04-A	San Diego Gas & Electric - Metro C & O	701 33rd St	San Diego	92102
	09-0607	02-A	City;Police Department Headquarters	1401 Broadway	San Diego	92101
	09-0825	02-A	Scripps Mercy Hospital	4077 5th Av	San Diego	92103
	10-0002	02-A	Alvarado Hospital Medical Center	6655 Alvarado Rd	San Diego	92120
	10-0023	03-A	San Diego State University	5500 Campanile Dr	San Diego	92182
	10-0058	01-A	City;Equipment Division - Chollas	2740 Caminito Chollas	San Diego	92105
	10-0239	03-A	Dion International Trucks Inc	5255 Federal Bl	San Diego	92105
	10-0272	03-A	E & E Industries Inc	4931 Market St	San Diego	92102

Active Non-SIU Permits, Treatment Plant 1

Report run on: January 6, 2012 4:36 PM

Page 5

Class	Facility	Permit	Name	Address	City	Zip
2	10-0384	03-A	Decisive Testing Inc	4735 Myrtle Av	San Diego	92105
	10-0456	02-A	First Student	4902 Market St	San Diego	92102
	10-0469	01-A	Villa View Community Hospital	5550 University Av	San Diego	92105
	10-0474	04-B	UT; ARCADIS US Inc	6098 University Av	San Diego	92115
	10-0499	02-A	UT; BBC Environmental Inc	Various (Metro Area)	San Diego	92116
	11-0040	02-A	San Diego Trolley Inc	1535 Newton Av	San Diego	92113
	11-0086	03-B	San Diego Transit Corporation	100 16th St	San Diego	92102
	11-0181	04-A	Cool Radiator	3362 National Av	San Diego	92113
	11-0217	03-A	BAE System San Diego Ship Repair	2205 E Belt St	San Diego	92113
	11-0229	04-A	Carlson and Beauloye Machine Shop	2141 Newton Av	San Diego	92113
	11-0261	03-A	Sundance Stage Lines	3762 Main St	San Diego	92113
	11-0269	02-A	Pacific Ship Repair & Fabrication Inc	1625 Rigel St	San Diego	92113
	11-0301	02-A	IMS Recycling Services	2731 Newton Av	San Diego	92113
	11-0352	03-A	Ace Radiator	1836 National Av	San Diego	92113
	11-0379	02-A	The Jankovich Company	961 E Harbor Dr	San Diego	92101
	11-0399	03-A	Lupe's Radiator Shop	2660 Imperial Av Suite B	San Diego	92102
	11-0404	02-A	Burlington Northern & Santa Fe Railway	1342 Cesar E Chavez Py	San Diego	92113
	11-0412	03-A	Sloan Electric Company	3520 Main St	San Diego	92113
	11-0417	03-A	Northrop Grumman SB Continental Maritime	1995 Bay Front St	San Diego	92113
	11-0433	02-A	Universal Radiator & Automotive Inc	2005 Imperial Av	San Diego	92102
	11-0435	03-A	Deca Forklift Inc	3596 Dalbergia St	San Diego	92113
	11-0527	01-A	Propulsion Controls Engineering (PCE)	1620 Rigel St	San Diego	92113
	12-0024	02-A	US Border Patrol	3752 Beyer Bl	San Diego	92173
	12-0140	01-A	Kaiser Foundation Health Plan	4652 Palm Av	San Diego	92154
	12-0143	02-A	Adesa San Diego	2175 Cactus Rd	San Diego	92154
	12-0145	03-A	Larkspur Energy	9355 Otay Mesa Rd	San Diego	92154
	12-0177	01-A	Truck Net LLC	8490 Avenida De La Fuente	San Diego	92154
	13-0007	02-A	Clarkson Lab & Supply Inc	350 Trousdale Dr	Chula Vista	91910
	13-0008	04-A	Sharp Chula Vista Medical Center	751 Medical Center Ct	Chula Vista	91911
	13-0016	05-A	Prudential Overall Supply	740 F St	Chula Vista	91910
	13-0040	03-A	Southwestern College	900 Otay Lakes Rd	Chula Vista	91910
	13-0057	04-A	Scripps Memorial Hospital Chula Vista	435 H St	Chula Vista	91910
	13-0063	03-A	Quality Lift Trucks	115 N Glover Av	Chula Vista	91910
	13-0159	03-A	SOS Metals San Diego	635 Anita St	Chula Vista	91911
	13-0278	03-A	Allied Waste Systems dba Allied Waste Services SD	881 Energy Wy	Chula Vista	91911
	13-0316	02-A	Fuller Ford	560 Auto Park Dr	Chula Vista	91911
	13-0327	02-A	Dresser-Rand	1675 Brandywine Av Suite E&F	Chula Vista	91911
	13-0399	02-A	Veolia Transportation	3650A Main St	Chula Vista	91911
	14-0002	03-A	Sharp Coronado Hospital	250 Prospect Pl	Coronado	92118
	16-0024	04-A	Decco Castings Inc	1596 Pioneer Wy	El Cajon	92020

Active Non-SIU Permits, Treatment Plant 1

Report run on: January 6, 2012 4:36 PM

Page 6

Class	Facility	Permit	Name	Address	City	Zip
2	16-0270	03-A	Grossmont College	8800 Grossmont College Dr	El Cajon	92020
	16-0281	02-A	Elmer Sweetwood & Sons Inc	151 S Sunshine Av	El Cajon	92020
	16-0335	01-A	Autohaus Stebel Inc	885 E Washington Av	El Cajon	92020
	16-0382	01-A	Cummins Cal Pacific LLC	310 N Johnson Av	El Cajon	92020
	16-0405	01-C	Waste Management	1001 W Bradley Av	El Cajon	92020
	16-0565	06-A	UT; Thrifty Oil Company # 043	1092 E Washington Av	El Cajon	92020
	16-0574	06-A	UT; Thrifty Oil Company # 421	900 E Broadway	El Cajon	92020
	16-0610	02-A	Emberton's Machine and Tool Inc	1215 Pioneer Wy	El Cajon	92020
	16-0632	05-A	UT; Thrifty Oil Company # 042	700 Avocado Av	El Cajon	92020
	16-0651	01-A	Thunderbird Products	1148 N Marshall Av	El Cajon	92020
	16-0714	05-A	UT; Hargrave Environmental Consulting	1977 N Marshall Av	El Cajon	92020
	16-0725	04-A	UT; Thrifty Oil Company # 098	978 N Cuyamaca St	El Cajon	92020
	16-0726	03-A	UT; Thrifty Oil Company # 120	489 W Main St	El Cajon	92020
	18-0010	02-A	Grossmont Hospital	5555 Grossmont Center Dr	La Mesa	91942
	18-0040	02-A	Grossmont Union High School District	1100 Murray Dr	El Cajon	92020
	18-0184	02-A	City of La Mesa Operations Center	8152 Commercial St	La Mesa	91942
	18-0195	03-A	UT; Thrifty Oil Company #121	9600 Murray Dr	La Mesa	91942
	19-0001	03-A	Ron Baker Chevrolet Isuzu	2301 National City Bl	National City	91950
	19-0013	03-A	Dean's West Coast Radiator Company	105 W 18th St	National City	91950
	19-0024	04-A	Paradise Valley Hospital	2400 E 4th St	National City	91950
	19-0032	03-A	Pepper Oil Company Inc	2300 Tidelands Av	National City	91950
	19-0045	04-A	San Diego Wood Preserving Company	2010 Haffley Av	National City	91950
	19-0110	03-A	Southland Clutch Inc	101 E 18th St	National City	91950
	19-0143	02-A	Costco Wholesale Industries	1001 W 19th St	National City	91950
	19-0173	02-A	Dixieline Lumber Company dba Probuild	1400 W 28th St	National City	91950
	19-0206	02-A	Frank Toyota	2400 National City Bl	National City	91950
	19-0214	03-A	San Diego Auto Detail	110 W 11th St	National City	91950
	19-0318	01-A	Innovative Cutting Design Corp	1805 Cleveland Av	National City	91950
	19-0327	02-A	UT; Thrifty Oil Company # 105	1606 E Plaza Bl	National City	91950
	19-0348	03-A	UT; H K Sweetwater Partnership	3009 Highland Av	National City	91950
	19-0351	01-A	Jacobs Engine Rebuilding	938 Coolidge Av	National City	91950
	20-0002	03-A	Palomar Pomerado Health	15615 Pomerado Rd	Poway	92064
	20-0033	02-A	Toray Membranes USA Inc	13435 Danielson St	Poway	92064
	20-0041	02-A	One Stop Equipment	12270 Oak Knoll Rd	Poway	92064
	20-0112	03-A	BJ's Rentals Inc	13044 Poway Rd	Poway	92064
	20-0145	02-A	Southwest Imaging Inc	13670 Danielson St	Suite C Poway	92064
	20-0208	01-A	Alfa Scientific Designs Inc	13200 Gregg St	Poway	92064
	20-0228	06-A	UT; ConocoPhillips 76 Station #2971	14147 Twin Peaks Rd	Poway	92064
	20-0238	02-A	UT; ConocoPhillips	12906 Pomerado Rd	Poway	92064
	21-0078	02-A	TC Construction Company Inc	10510 Prospect Av	Santee	92071
	21-0092	04-A	Kirk's Radiator & Auto AC Inc	1754 N Magnolia Av	El Cajon	92020

Active Non-SIU Permits, Treatment Plant 1

Report run on: January 6, 2012 4:36 PM

Page 7

Class	Facility	Permit	Name	Address	City	Zip
2	21-0151	01-A	Padre Dam Municipal Water District	12001 N Fanita	Santee	92071
	21-0175	04-A	Eskimo Radiator & Air Conditioning Repair	121 E Bradley	El Cajon	92020
	21-0184	03-A	Scantibodies Laboratory Inc	9336 Abraham	Santee	92071
	21-0299	01-A	California Water Jet	10135 Prospect	Santee	92071
	21-0303	03-A	UT; Thrifty Oil Company # 106	9811 Mission Gorge	Santee	92071
	22-0007	03-A	EW Truck & Equipment	6336 Federal	San Diego	92114
	22-0036	02-A	Bob Baker Toyota of Lemon Grove	6800 Federal	Lemon Grove	91945
	22-0057	05-A	UT; ARCO	7988 Broadway	Lemon Grove	91945
	22-0068	04-A	UT; Atlantic Richfield Company	8001 Broadway	Lemon Grove	91945
	22-0074	03-A	UT; Moller Investment Group Inc	7505 Broadway	Lemon Grove	91945
	33-0002	01-A	Lakeside Equipment Sales and Rentals	11925 Woodside	Lakeside	92040
	33-0011	02-A	Lakeside Radiator & Auto	9764 Los Coches	Lakeside	92040
	33-0013	02-A	Lakeside Muffler and Welding	12461 Woodside	Lakeside	92040
	33-0026	01-A	Hawthorne Rent-It Service	12329 Mapleview	Lakeside	92040
	33-0038	05-A	UT; EnviroApplications Inc	12060 Woodside	Lakeside	92040
	34-0028	01-A	Bravo's Engine Rebuilders	9450 Jamacha	Spring Valley	91977
	34-0037	02-A	Asmar's Engine Cleaning	8621 Troy	Spring Valley	91977
	34-0052	02-A	County of San Diego	11970 Singer	Spring Valley	91978
	35-0002	02-A	Hale Auto	8455 Winter Gardens	Lakeside	92040
	262					
3	02-0527	03-A	Penhall Company	5775 Eastgate	San Diego	92121
	03-0236	01-A	Pioneer Centres of San Diego	9020 Miramar	San Diego	92126
	03-0332	03-A	TORVAC Division of Darling International	8096 Miramar	San Diego	92126
	03-0712	02-A	United States Postal Service	11251 Rancho Carmel	San Diego	92199
	03-0768	01-A	Culligan Water Company	7575 Carroll	San Diego	92121
	03-1176	01-A	Ballast Point Brewing	10051 Old Grove	San Diego	92131
	03-1194	01-A	JDZ Inc dba AleSmith Brewing Company	9368 Cabot	San Diego	92126
	04-0435	02-A	UT; Ralston Real Estate Company	7817 Ivanhoe	San Diego	92037
	04-0461	01-A	UT; St Thomas Enterprises Inc	8200 Camino del Oro	San Diego	92037
	05-0036	02-A	Clairemont Car Wash	3030 Clairemont	San Diego	92117
	05-0626	01-A	Chapparone Auto Body & Painting	8039 Balboa	San Diego	92111
	05-0771	01-A	G & M Oil Company	3860 Kearny Mesa	San Diego	92111
	05-1071	01-A	G & M Oil Company # 174	7737 Balboa	San Diego	92111
	06-0494	01-A	G & M Oil Company # 54	8110 Balboa	San Diego	92111
	06-0515	02-A	HQ 63D Regional Support Command	2400 Admiral Baker	San Diego	92120
	06-0592	01-A	Johnson's Catering	9341 Ruffin	San Diego	92123
	07-0094	02-A	G & M Oil Company #178	8815 Lake Murray	San Diego	92119
	08-0059	02-A	Genie Car Wash	3949 W Point Loma	San Diego	92110
	08-0304	02-A	US Coast Guard	2710 N Harbor	San Diego	92101
	08-0398	01-A	Hertz Rent-A-Car	3202 N Harbor	San Diego	92101

Active Non-SIU Permits, Treatment Plant 1

Report run on: January 6, 2012 4:36 PM

<i>Class</i>	<i>Facility Permit</i>	<i>Name</i>	<i>Address</i>	<i>City</i>	<i>Zip</i>
3	10-0386 01-A	Genie Car Wash and Oil Change	5985 University	Av	San Diego 92115
	11-0041 02-A	San Diego Unified Port District	Foot of Crosby	St	San Diego 92101
	11-0147 02-A	Moody's Lunch Service Inc	4637 Market	St	San Diego 92102
	11-0241 02-A	UT; St Vincent De Paul Village	1501 Imperial	Av	San Diego 92101
	11-0251 03-A	Chesapeake Fish Company	535 Harbor	Ln	San Diego 92101
	11-0447 02-A	Aqua Aire USA	3561 Dalbergia	St	San Diego 92113
	11-0453 01-A	Trolley Auto Parts	2966 Commercial	St	San Diego 92113
	13-0283 03-B	United Parcel Service	2300 Boswell	Ct	Chula Vista 91913
	13-0298 03-A	Chula Vista Energy Center LLC	3497 Main	St	Chula Vista 91911
	13-0439 01-A	Toyota Chula Vista	650 Main	St	Chula Vista 91911
	13-0467 01-A	Mario's Auto Detail	1409 Broadway	Suite 102	Chula Vista 91911
	19-0115 04-A	Mossy Nissan National City	2700 National City	Bl	National City 91950
32					
294					

Active Groundwater Permits, Treatment Plant 1

Report run on: January 6, 2012 4:33 PM

Page 1

Class	Facility	Permit	Name	Address	City	Zip
2	05-1081	03-A	UT; ExxonMobil Oil Corporation	3861 Governor Dr	San Diego	92122
	06-0595	02-A	UT; Frey Environmental Inc	5345 Overland Av	San Diego	92123
	07-0170	04-A	UT; ConocoPhillips	7121 Park Ridge Bl	San Diego	92120
	07-0171	03-A	UT; Thrifty Oil Company # 419	8787 Lake Murray Bl	San Diego	92119
	08-0008	05-B	UT; USN FISC Point Loma Fuel Annex	199 Rosecrans St	San Diego	92106
	08-0565	02-A	UT; City of San Diego	3700 Witherby St	San Diego	92110
	08-0573	01-A	UT; Wier Construction Corporation	Winship Ln & Harbor Dr	San Diego	92101
	10-0474	04-B	UT; ARCADIS US Inc	6098 University Av	San Diego	92115
	10-0499	02-A	UT; BBC Environmental Inc	Various (Metro Area)	San Diego	92116
	11-0526	02-A	UT; Thrifty Oil Company # 096	2502 Imperial Av	San Diego	92102
	11-0539	01-A	UT; G & M Oil Company Station # 45	3774 Main St	San Diego	92113
	13-0303	04-A	UT; World Oil Marketing Company	685 H St	Chula Vista	91910
	13-0454	03-A	UT; Innovative Environmental Solutions	1330 3rd Av	Chula Vista	91911
	13-0466	02-A	UT; Ami Adini & Associates Inc	77 Broadway	Chula Vista	91910
	16-0565	06-A	UT; Thrifty Oil Company # 043	1092 E Washington Av	El Cajon	92020
	16-0574	06-A	UT; Thrifty Oil Company # 421	900 E Broadway	El Cajon	92020
	16-0632	05-A	UT; Thrifty Oil Company # 042	700 Avocado Av	El Cajon	92020
	16-0714	05-A	UT; Hargrave Environmental Consulting	1977 N Marshall Av	El Cajon	92020
	16-0725	04-A	UT; Thrifty Oil Company # 098	978 N Cuyamaca St	El Cajon	92020
	16-0726	03-A	UT; Thrifty Oil Company # 120	489 W Main St	El Cajon	92020
	16-0727	03-A	UT; Thrifty Oil Company # 420	398 El Cajon Bl	El Cajon	92020
	16-0743	01-A	UT; Hargrave Environmental Consulting Inc	1313 N 2nd St	El Cajon	92020
	17-0013	02-A	UT; Thrifty Oil Company # 416	1185 Palm Av	Imperial Beach	91932
	18-0195	03-A	UT; Thrifty Oil Company #121	9600 Murray Dr	La Mesa	91942
	19-0313	01-A	UT; Thrifty Oil Company # 110	1139 Harbison Av	National City	92050
	19-0327	02-A	UT; Thrifty Oil Company # 105	1606 E Plaza Bl	National City	91950
	19-0348	03-A	UT; H K Sweetwater Partnership	3009 Highland Av	National City	91950
	20-0228	06-A	UT; ConocoPhillips 76 Station #2971	14147 Twin Peaks Rd	Poway	92064
	20-0238	02-A	UT; ConocoPhillips	12906 Pomerado Rd	Poway	92064
	21-0302	02-A	UT; Thrifty Oil Company # 113	1525 N Magnolia Av	El Cajon	92020
	21-0303	03-A	UT; Thrifty Oil Company # 106	9811 Mission Gorge Rd	Santee	92071
	22-0057	05-A	UT; ARCO	7988 Broadway	Lemon Grove	91945
	22-0068	04-A	UT; Atlantic Richfield Company	8001 Broadway	Lemon Grove	91945
22-0074	03-A	UT; Moller Investment Group Inc	7505 Broadway	Lemon Grove	91945	
33-0038	05-A	UT; EnviroApplications Inc	12060 Woodside Av	Lakeside	92040	
35						
3	04-0435	02-A	UT; Ralston Real Estate Company	7817 Ivanhoe Av	San Diego	92037
	04-0461	01-A	UT; St Thomas Enterprises Inc	8200 Camino del Oro	San Diego	92037
	09-0960	01-A	UT; HPS Mechanical, Inc.	Pacific Highway	San Diego	92101
	11-0241	02-A	UT; St Vincent De Paul Village	1501 Imperial Av	San Diego	92101

Active Groundwater Permits, Treatment Plant 1

Report run on: January 6, 2012 4:33 PM

<i>Class</i>	<i>Facility Permit</i>	<i>Name</i>	<i>Address</i>			<i>City</i>	<i>Zip</i>
3	11-0534 02-A	UT; City of San Diego - Storm Water Dept	111	W Harbor	Dr	San Diego	92101
	12-0264 01-A	UT; SC Valley Engineering Inc		Palm City TrunkSewer		San Diego	92154
	16-0772 01-A	UT; Western Foundations & Shoring, Inc.	1150	W Bradley	Av	El Cajon	92020
	32-0020 01-C	UT; PAR Electrical Contractors	2030	Alpine	Bl	Alpine	91903
8							
4	04-0380 01-A	UT; City Environmental Services	1700	Seaworld	Dr	San Diego	92109
1							
44							

Trucked Waste Permits Issued Between 01-Jan-2011 and 31-Dec-2011

Report run on: February 17, 2012 3:30 PM

Class	Facility	Name	Permit	Waste Type
6	25-0006	Honey Bee Septic Pumping	17-A	Domestic
	25-0020	A-Pot Rentals	17-A	Domestic
	25-0025	JJ Septic & Drain Service Inc	17-A	Domestic
	25-0027	Jims Apollo Septic	17-A	Domestic
	25-0033	Modern Septic Service	17-A	Domestic
	25-0037	Sludgebusters Septic Service	18-A	Domestic
	25-0040	Action Cleaning Corporation	18-A	Domestic
	25-0041	AI-Max Sanitation	18-A	Domestic
	25-0042	Atlas Pumping Service	17-A	Domestic
	25-0051	Spankys Portable Services Inc	18-A	Domestic
	25-0076	Dons Hydroblasting & Pumping	16-A	Domestic
	25-0097	Center Septic	15-A	Domestic
	25-0099	Safiro Portable Toilets	15-A	Domestic
	25-0101	United Pumping Service Inc	09-A	Domestic
	25-0106	Diamond Environmental Services LLC	15-A	Domestic
	25-0156	Any Hour Septic Service	12-A	Domestic
	25-0231	National Construction Rentals Inc	07-A	Domestic
	25-0270	United Site Services	05-A	Domestic
	25-0279	South Bay Sandblasting & Tank Cleaning Inc	05-A	Domestic
	25-0289	JMB Sanitation	05-A	Domestic
	25-0292	East County Septic	05-A	Domestic
	25-0299	Affordable Septic	04-A	Domestic
	25-0315	Rosie's Rentals Inc	04-A	Domestic
	25-0320	Black Gold Industries	04-A	Domestic
	25-0327	Clyde's Septic Tank Service	03-A	Domestic
	25-0330	California Marine Cleaning	03-A	Domestic
	25-0332	NRC Environmental Services Inc	03-A	Domestic
	25-0351	Sunrise Pumping Service	02-A	Domestic
	25-0353	Essential Support Services Inc	02-A	Domestic
	25-0362	Construction Protective Services	02-A	Domestic
	25-0367	Ramona Septic	02-A	Domestic
	25-0370	GL Technologies LLC	01-A	Domestic
	25-0383	Patriot Environmental Services	01-A	Domestic
Count this Class:			33	
7	25-0004	Pacific Trans Environmental Services Inc	18-A	Other IW
	25-0008	Action Cleaning Corporation	17-A	Other IW
	25-0011	AI-Max Sanitation	18-A	Other IW
	25-0013	Continental Maritime of San Diego Inc	13-A	Other IW
	25-0015	Atlas Pumping Service	17-A	Other IW
	25-0061	Modern Septic Service	09-A	Other IW
	25-0086	United Pumping Service Inc	16-A	Other IW
	25-0107	Diamond Environmental Services LLC	15-A	Other IW
	25-0119	JJ Septic & Drain Service Inc	13-A	Other IW
	25-0128	Sludgebusters Septic Service	10-A	Other IW
	25-0175	Any Hour Septic Service	10-A	Other IW
	25-0192	Environmental Services of San Diego	10-A	Grease Traps

Trucked Waste Permits Issued Between 01-Jan-2011 and 31-Dec-2011

Report run on: February 17, 2012 3:30 PM

Class	Facility Name	Permit	Waste Type
7	25-0262 Downstream Services Inc	06-A	Other IW
	25-0275 Spankys Portable Services Inc	05-A	Other IW
	25-0282 South Bay Sandblasting & Tank Cleaning Inc	06-A	Other IW
	25-0294 United Site Services	05-A	Other IW
	25-0308 Hazard Construction Company	05-A	Other IW
	25-0321 Black Gold Industries	04-A	Other IW
	25-0329 California Marine Cleaning	03-A	Other IW
	25-0333 NRC Environmental Services Inc	03-A	Other IW
	25-0352 Sunrise Pumping Service	02-A	Other IW
	25-0360 JC Environmental Company Inc	02-A	Other IW
	25-0371 GL Technologies LLC	01-A	Maintenance
	25-0375 Advanced Chemical Transport (ACT)	01-A	Bilge Water
	25-0380 Hidden Villa Ranch	01-A	Other IW
	25-0381 Airx Utility Surveyors	01-A	Other IW
	25-0384 Patriot Environmental Services	01-A	Other IW
	25-0386 Environmental Logistics Inc	01-A	Other IW
Count this Class:		28	
9	25-0002 AI-Max Sanitation	34-A	Grease Traps
	25-0048 Atlas Pumping Service	33-A	Grease Traps
	25-0049 Otay Landfill Gas LLC	18-A	Condensate
	25-0105 Otay Landfill Inc	16-A	Condensate
	25-0121 JJ Septic & Drain Service Inc	13-A	Maintenance
	25-0129 Barona Casino	13-A	Sludge
	25-0130 Viejas Tribal Government	13-A	Sludge
	25-0133 Ramona MWD San Vicente WWTP	13-A	Other IW
	25-0135 Sycuan Casino	14-A	Sludge
	25-0137 Ramona Landfill Inc	12-A	Condensate
	25-0142 Lilac Enterprises - Hide Away Lake	12-A	Sludge
	25-0152 Warner Springs Ranch	12-A	Sludge
	25-0157 Oak Tree Ranch Inc	11-A	Sludge
	25-0167 Sycamore Landfill Inc	11-A	Condensate
	25-0172 Valley View Casino	12-A	Sludge
	25-0174 San Diego Zoo's Wild Animal Park	09-A	Sludge
	25-0184 California Dept of Forestry La Cima Fire Center	10-A	Sludge
	25-0187 Olivenhain Municipal Water District	07-A	Other IW
	25-0191 Environmental Services of San Diego	10-A	Grease Traps
	25-0196 Action Cleaning Corporation	39-A	Other IW
	25-0197 Golden Acorn Casino	22-A	Sludge
		23-A	Sludge
	25-0207 South Bay Water Reclamation Plant	14-A	Sludge
		15-A	Sludge
		16-A	Sludge
		17-A	Sludge
		18-A	Sludge
	19-A	Sludge	
25-0224 Surface Technologies Corporation	14-A	Other IW	

Trucked Waste Permits Issued Between 01-Jan-2011 and 31-Dec-2011

Report run on: February 17, 2012 3:30 PM

Class	Facility Name	Permit	Waste Type
9	25-0224 Surface Technologies Corporation	15-A	Other IW
		16-A	Other IW
	25-0233 All Seasons RV Park	07-A	Sludge
	25-0236 Stone Brewing Company	09-A	Other IW
	25-0244 County of San Diego	07-A	Sludge
	25-0246 Skyline Ranch Country Club	06-A	Sludge
	25-0265 USN;Navy SERE Camp	07-A	Other Non-IW
	25-0273 Sludgebusters Septic Service	05-A	Maintenance
	25-0274 Modern Septic	05-A	Maintenance
	25-0276 Spankys Portable Services Inc	05-A	Maintenance
	25-0277 Santa Ysabel Resort & Casino	06-A	Sludge
	25-0283 La Posta Casino	05-A	Sludge
	25-0285 South Bay Sandblasting & Tank Cleaning	12-A	Other IW
		13-A	Other IW
		14-A	Other IW
		15-A	Other IW
		16-A	Other IW
		17-A	Other IW
		18-A	Other IW
		19-A	Other IW
	25-0287 Stone Brewing Company	05-A	Other IW
	25-0290 Cal Fire - Rainbow Conservation Camp	04-A	Sludge
	25-0293 Any Hour Septic Service	05-A	Maintenance
	25-0295 United Site Services	05-A	Maintenance
	25-0298 Diamond Environmental Services	05-A	Maintenance
	25-0307 Hazard Construction Company	05-A	Other Non-IW
	25-0311 Pauma Valley CSD	04-A	Sludge
	25-0325 County of San Diego DPW Julian WWTP	04-A	Sludge
	25-0328 Black Gold Industries	03-A	Maintenance
	25-0343 San Marcos Energy LLC	04-A	Condensate
	25-0344 Gas Recovery Systems LLC - Sycamore	03-A	Condensate
	25-0346 United Pumping Service Inc	02-A	Maintenance
	25-0349 Ramona MWD San Vicente WWTP	02-A	Other IW
	25-0350 NRC Environmental Services Inc	02-A	Other IW
	25-0354 Action Cleaning Corporation	02-A	Other IW
	25-0357 Al-Max Sanitation (R L Bates Inc)	02-A	Other IW
	25-0358 Sycuan Casino	02-A	Other IW
	25-0361 JC Environmental Company Inc	02-A	Maintenance
	25-0364 Action Cleaning Corporation	05-A	Other IW
		06-A	Ballast Water
		07-A	Other IW
	25-0366 Hidden Villa Ranch	02-A	Other IW
	25-0368 BAE Systems San Diego Ship Repair	01-A	Other IW
	25-0369 Atlas Pumping Service	01-A	Other IW
	25-0372 GL Technologies LLC	01-A	Maintenance
	25-0373 El Capitan Environmental Services	01-A	Rainwater
	25-0374 Tim Guishard Enterprises	01-A	Other IW

Trucked Waste Permits Issued Between 01-Jan-2011 and 31-Dec-2011

Report run on: February 17, 2012 3:30 PM

Class	Facility	Name	Permit	Waste Type
9	25-0376	Malcolm Drilling Co Inc	01-A	Other IW
	25-0377	Hazard Construction	01-A	Other IW
	25-0378	Surface Technologies Corporation	01-A	Other IW
			02-A	Other IW
			03-A	Other IW
	25-0382	Airx Utility Surveyors	01-A	Other IW
	25-0385	Patriot Environmental Services	01-A	Other Non-IW
	25-0387	Environmental Logistics Inc	01-A	Other Non-IW
	Count this Class:			84
Grand Total:			145	

Dry Cleaners Subject to Best Management Practices, Treatment Plant 1

Report run on: January 6, 2012 4:28 PM

Page 1

Class	Facility	Permit	Name	Address	City
4D	02-0642	02-A	Dry Clean USA	12750 Carmel Country Rd	Suite 109 San Diego
	02-0643	01-A	Beasley Dry Cleaners	3840 Valley Centre Dr	Suite 605 San Diego
	02-0645	01-A	Cosmopolitan Cleaners	9450 Scranton Rd	San Diego
	02-0646	01-A	Continental Cleaners	2741 Via De La Valle	San Diego
	02-0647	02-A	Sorrento Cleaners	10066 Pacific Heights	Bl Suite 111 San Diego
	02-0648	02-A	Del Mar Cleaners	2644 Del Mar Heights	Rd San Diego
	03-0208	01-A	Elegant Cleaners	9912 Carmel Mountain	Rd Suite J San Diego
	03-0262	00-A	Superway Cleaners	9396 Mira Mesa	Bl Suite D San Diego
	03-0601	01-A	Martinizing Dry Cleaning	9930 Mira Mesa	Bl San Diego
	03-0707	02-A	La Jolla Cleaners	8455 Commerce	Av San Diego
	03-0817	02-A	Your Cleaners	8971 Mira Mesa	Bl San Diego
	03-0820	01-A	Park Ave Cleaners	12145 Alta Carmel	Ct Suite 210 San Diego
	03-0824	01-A	Carmel Plaza Cleaners	10175 Rancho Carmel	Dr Suite A122 San Diego
	03-0826	02-A	Julies # 1 Cleaners	13289 Black Mountain	Rd 9 San Diego
	03-0827	01-A	Excellent Cleaners	9450 Mira Mesa	Bl San Diego
	03-0830	01-A	Farahs Cleaners & Tailoring	9724 Carmel Mountain	Rd Suite C San Diego
	03-0833	01-A	Colony Cleaners	11885 Carmel Mountain	Rd Suite 910 San Diego
	03-0835	02-A	Taylor's Cleaners	12880 Rancho Penasquitos	Bl Suite A San Diego
	03-0836	01-A	Sunny Fresh Cleaners	10006 Scripps Ranch	Bl San Diego
	03-0932	01-A	Ranch Cleaners	13173 Black Mountain	Rd Suite 7 San Diego
	03-1109	01-A	Westview Cleaners	13350 Camino Del Sur	Suite 1 San Diego
	03-1141	01-A	Simply Cleaner	11385 Poway	Rd Suite 105 San Diego
	03-1144	01-A	Expert Cleaners	6615 Flanders	Dr Suite C San Diego
	04-0029	00-A	Carousel Cleaners	4888 Cass	St San Diego
	04-0038	00-A	Ogden's One Hour Cleaners	945 Pearl	St La Jolla
	04-0262	01-A	Leles Tailoring and Cleaners	5617 La Jolla	Bl La Jolla
	04-0264	01-A	Sunny Fresh Cleaners	1720 Garnet	Av San Diego
	04-0266	01-A	Margarets Cleaners	7519 La Jolla	Bl La Jolla
	04-0267	03-A	Joymax Cleaners	1609 Garnet	Av San Diego
	04-0268	01-A	One Hour Martinizing	5010 Cass	St Suite A&B San Diego
	04-0269	01-A	Ocean Cleaners	7523 Fay	Av Suite E La Jolla
	04-0272	02-A	Pacific Plaza Cleaners	1860 Garnet	Av San Diego
	04-0274	01-A	Sunny Fresh Cleaners	8849 Villa La Jolla	Dr Suite 305 La Jolla
	04-0275	01-A	Ocean Cleaners	1186 Garnet	Av San Diego
	04-0382	01-A	Quality Cleaners	7521 Girard	Av La Jolla
	04-0393	01-A	Pearl St Cleaners	454 Pearl	St San Diego
	05-0193	01-A	Clairemont Village Cleaners	3083 Clairemont	Dr San Diego
	05-0200	00-A	Omega Cleaners	5167 Clairemont Mesa	Bl San Diego
	05-0296	01-A	Mr Best Cleaners	4415 Genesee	Av San Diego
	05-0520	01-A	Heritage Dry Cleaners	2147 Comstock	St San Diego
	05-0776	01-A	Le Le's Cleaner	4465 Clairemont Mesa	Bl Suite A San Diego
	05-0813	02-A	Genesee Plaza Cleaners	4203 Genesee	Av Suite 105 San Diego
	05-0814	02-A	University City Cleaners	3212 Governor	Dr San Diego
	05-0816	02-A	North Coast Cleaners	8915 Towne Centre	Dr Suite 120 San Diego
	05-0817	01-A	Apadana Cleaners	7610 Hazard Center	Dr Suite 515 San Diego
	05-0822	01-A	Fed Mart Cleaners	4411 Mercury	St Suite 107 San Diego
	05-0825	02-A	Balboa Crest Cleaners	6391 Balboa	Av San Diego

Dry Cleaners Subject to Best Management Practices, Treatment Plant 1

Report run on: January 6, 2012 4:28 PM

Page 2

Class	Facility	Permit	Name	Address	City	
4D	05-0827	02-A	Fairlane Cleaners	5595 Clairemont Mesa	Bl	San Diego
	05-0987	02-A	Dry Clean 4 Less	4764 Clairemont Mesa	Bl	San Diego
	05-1013	03-A	Distinctive Cleaners	4049 Governor	Dr	San Diego
	05-1018	01-A	Colony Cleaners	7770 Regents	Rd Suite 110	San Diego
	05-1169	01-A	D-Lux Cleaners	7640 Clairemont Mesa	Bl	San Diego
	06-0443	03-A	Mission Gorge Dry Cleaning	10330 Friars	Rd Suite 109	San Diego
	06-0446	03-A	Klassic Cleaners	9353 Clairemont Mesa	Bl Suite F	San Diego
	06-0449	03-A	Tierrasanta Cleaners	10601 Tierrasanta	Bl Suite N	San Diego
	06-0450	02-A	One Hour Cleaners	10472 Clairemont Mesa	Bl	San Diego
	06-0451	01-A	Anny Cleaners	3265 Greyling	Dr	San Diego
	07-0055	00-A	San Carlos Cleaners	7415 Jackson	Dr	San Diego
	07-0115	02-A	D'Lite Cleaners and Laundry	5165 Waring	Rd	San Diego
	07-0118	01-A	One Hour Martinizing	8680 Navajo	Rd	San Diego
	07-0169	01-A	Magic Dry Cleaning & Laundry Services Inc	5837 Mission Gorge	Rd Suite A&B	San Diego
	08-0425	01-A	Mr J S Cleaners	3639 Midway	Dr Suite C	San Diego
	08-0427	01-A	Embassy Cleaners	4320 Voltaire	St	San Diego
	08-0430	03-A	One Day Cleaners	3960 W Point Loma	Bl Suite I	San Diego
	08-0432	01-A	Las Brisas Fabric Care Center	1785 Sunset Cliffs	Bl	San Diego
	08-0433	02-A	Shelter Island Village Cleaners	2907 Shelter Island	Dr Suite 109	San Diego
	08-0434	01-A	Ultimate Fabricare	1230 Rosecrans	St	San Diego
	08-0535	01-A	Rosecrans Cleaners	1878 Rosecrans	St	San Diego
	08-0536	01-A	Martinizing Cleaners	1208 Rosecrans St	St	San Diego
	08-0537	01-A	Point Loma Cleaners & Laundry	1801 Sunset Cliffs	Bl	San Diego
	08-0538	01-A	Midway Cleaners	2383 Midway	Dr	San Diego
	09-0143	00-A	Bell Cleaners	2233 1st	Av	San Diego
	09-0228	00-A	Mission Hills Fabric Care Center	1604 W Lewis	St	San Diego
	09-0237	02-A	North Park Cleaner	2928 Lincoln	Av	San Diego
	09-0408	00-A	Veribest Cleaners	419 Robinson	Av	San Diego
	09-0722	01-A	Rose Cleaners	1945 El Cajon	Bl	San Diego
	09-0725	01-A	Presidio Cleaners	430 W Washington	St	San Diego
	09-0726	02-A	Continental Dry Cleaners	1001 Broadway		San Diego
	09-0728	01-A	Liberty Cleaners	3884 4th	Av	San Diego
	09-0729	01-A	Ogden's One Hour Cleaners	1294 University	Av	San Diego
	09-0732	02-A	La Mision Cleaners	105 Washington	St	San Diego
	09-0828	01-A	Uptown Cleaners	1020 University	Av Suite D105	San Diego
	09-0830	01-A	Mathews Cleaners & Tailors	3935 Ohio	St	San Diego
	09-0940	01-A	57th Ave Cleaners	2200 5th	Av	San Diego
	10-0077	00-A	University Cleaners	4441 El Cajon	Bl	San Diego
	10-0101	00-A	Classic Dry Cleaners & Laundry	5042 Imperial	Av	San Diego
	10-0117	01-A	Glen Cleaners	3190 Adams	Av	San Diego
10-0139	02-A	Imig Park Cleaners	4705 Federal	Bl	San Diego	
10-0240	01-A	Select Cleaners & Laundry	4666 University	Av	San Diego	
10-0406	01-A	Fairlane Cleaners	6302 El Cajon	Bl	San Diego	
10-0410	01-A	Cascade Cleaners	6145 El Cajon	Bl Suite K	San Diego	
10-0412	01-A	South Bay Cleaners	2939 Alta View	Dr Suite E	San Diego	
10-0413	01-A	Paradise Cleaners	6915 Paradise Valley	Rd Suite 5	San Diego	
10-0479	01-A	University Cleaners Inc	7360 El Cajon	Bl	San Diego	

Dry Cleaners Subject to Best Management Practices, Treatment Plant 1

Report run on: January 6, 2012 4:28 PM

Page 3

Class	Facility	Permit	Name	Address	City
4D	10-0492	01-A	Libertycall US	3280 Main St	San Diego
	10-0493	01-A	USA Cleaners	3605 College Av	San Diego
	10-0541	01-A	CB Apparel & Dry Cleaning	4101 El Cajon Bl	San Diego
	12-0106	02-A	Saturn Cleaners	655 Saturn Bl	San Diego
	12-0108	03-A	Rainbow Cleaners	2004 Dairy Mart Rd	San Diego
	13-0130	01-A	A & P Cleaners	48 Broadway	Chula Vista
	13-0165	01-A	Bonita Cleaners	88 E Bonita Rd	Chula Vista
	13-0168	01-A	Arya Cleaners	750 Otay Lakes Rd	Chula Vista
	13-0170	02-A	One Hour Martinizing	885 E H St	Chula Vista
	13-0171	02-A	Canyon Plaza Cleaners	515 Telegraph Canyon Rd	Chula Vista
	13-0175	02-A	Fairlane Cleaners	386 E H St	Chula Vista
	13-0176	01-A	Speedy Clean Specialists Inc	1327 3rd Av	Chula Vista
	13-0177	02-A	Bradley Dry Cleaners	415 3rd Av	Chula Vista
	13-0178	01-A	Bob Burns Cleaners	768 3rd Av	Chula Vista
	13-0286	03-A	USA Cleaners	4360 Bonita Rd	Chula Vista
	13-0287	02-A	Braley Cleaners	4506 Bonita Rd	Chula Vista
	14-0015	02-A	Crown Cleaners	1212 10th St	Coronado
	14-0016	02-A	Loews Coronado Bay Resort	4000 Coronado Bay Rd	Coronado
	14-0018	03-A	Island Cleaners	822 Orange Av	Coronado
	14-0019	02-A	Luxury Cleaners	110 B Av	Coronado
	16-0371	00-A	Coit Services	1080 N Marshall Av	El Cajon
	16-0424	01-A	Jamacha Cleaners	544 Jamacha Rd	El Cajon
	16-0427	02-A	Magic Dry Cleaner	1754 E Main St	El Cajon
	16-0428	01-A	Crystal Cleaners	360 Magnolia Av	El Cajon
	16-0432	02-A	Fashion Cleaners	312 Broadway	El Cajon
	16-0436	02-A	Tower Cleaners	1265 Avocado Bl	El Cajon
	16-0537	01-A	El Cajon 1 Hour Dry Cleaner	115 Jamacha Rd	El Cajon
	16-0540	01-A	Town and Country Fabricare	2646 Fletcher Py	El Cajon
	16-0542	03-A	Larry's Cleaners	862 Jackman St	El Cajon
	16-0639	01-A	Heartland Cleaners	999 E Washington Av	El Cajon
	16-0717	01-A	Park Cleaners	13465 Camino Canada	El Cajon
	17-0016	01-A	A B Brite Cleaners	674 Palm Av	Imperial Beach
	18-0102	01-A	Mom's Cleaners	5020 Baltimore Dr	La Mesa
	18-0104	02-A	Dante's Cleaners	8160 Parkway Dr	La Mesa
	18-0105	01-A	Mart Cleaners	8733 La Mesa Bl	La Mesa
	18-0107	02-A	VIP Cleaners	5650 Lake Murray Bl	La Mesa
	19-0236	03-A	Continental Cleaners	1536 Sweetwater Rd	National City
	20-0069	02-A	Dry Clean USA	13522 Poway Rd	Poway
	20-0073	01-A	Twin Peaks Cleaners & Shirt Laundry	14891 Pomerado Rd	Poway
	20-0075	03-A	Ogden's Cleaners	13573 Poway Rd	Poway
	21-0203	01-A	Style Cleaners	9640 Mission Gorge Rd	Santee
	21-0204	03-A	Magic Flow Cleaners	10251 Mast Bl	Santee
	21-0206	02-A	Daisy Cleaners	9876 N Magnolia Av	Santee
	21-0235	02-A	Carlton Classic Cleaners	9636 Carlton Hills Bl	Santee
	22-0044	02-A	Le's Cleaners	7028 Broadway	Lemon Grove
22-0045	01-A	Palomar Cleaners	7870 Broadway	Lemon Grove	
22-0060	03-A	Clean Xpress	6935 Federal Bl	Lemon Grove	

Dry Cleaners Subject to Best Management Practices, Treatment Plant 1

Report run on: January 6, 2012 4:28 PM

Page 4

Class	Facility	Permit	Name		Address				City
4D	32-0002	02-A	Alpine Cleaners	1347	Tavern	Rd	Suite	28A	Alpine
	33-0003	02-A	PR Cleaners # 1	12403	Woodside	Av			Lakeside
	33-0005	02-A	PR Cleaners # 2	9534	Winter Gardens	Bl	Suite	G	Lakeside
	34-0013	01-A	Advantage Cleaners	2522	Jamacha	Rd	Suite	101	El Cajon
	34-0014	01-A	Spring Valley Cleaners	627	Sweetwater	Rd			Spring Valley
	34-0015	02-A	Dry Clean USA	2654	Jamacha	Rd	Suite	119	Cottonwood
	34-0018	01-A	Casa de Oro Dry Cleaners	9902	Campo	Rd			Spring Valley
	34-0021	02-A	Bonded Cleaners	2778	Sweetwater Spring	Bl			Spring Valley
149									

Film Processors Subject to Best Management Practices, Treatment Plant 1

Report run on: January 6, 2012 4:38 PM

Page 1

Class	Facility	Permit	Name		Address				City
2F	02-0364	02-A	Graphics Unlimited	10477	Roselle	St	Suite	B	San Diego
	02-0370	01-A	Chrome	6150	Lusk	Bl	Suite	B103	San Diego
	02-0411	02-A	Foto Finish Digital	3525	Del Mar Heights	Rd			San Diego
	02-0476	00-A	Scripps Ximed Medical Center	9850	Genesee	Av	Space	900	La Jolla
	02-0503	01-A	One Hour Moto Photo	8935	Town Centre	Dr	Suite	103	San Diego
	02-0556	00-A	San Diego Printers	9190	Camino Santa Fe				San Diego
	02-0614	01-A	Canyon Graphics	6680	Cobra	Wy			San Diego
	02-0652	01-A	Neeley Chiropractic	12925	El Camino Real		Suite	J24	San Diego
	02-0653	01-A	Maryrose Hawkins DDS	12395	El Camino Real				San Diego
	02-0654	01-A	Lawrence J Schlitt MD	12395	El Camino Real				San Diego
	02-0655	01-A	Kingston & Phillips DDS	12395	El Camino Real				San Diego
	02-0660	01-A	Carmel Valley Vet Clinic	3890	Valley Centre	Dr			San Diego
	02-0664	01-A	Chiropractic Center Carmel Valley	12750	Carmel Country	Rd	Suite	207	San Diego
	02-0665	01-A	Pacific Petcare Veterinary Hos	12720	Carmel Country	Rd	Suite	100	San Diego
	02-0672	01-A	Sorrento Valley Dental	11230	Sorrento Valley	Rd		130	San Diego
	02-0678	01-A	Universal Reprographics San Diego	4920	Carroll Canyon	Rd			San Diego
	02-0683	01-A	Carol Gomez Summerhays DDS Inc	6635	Flanders	Dr	Suite	E	San Diego
	02-0689	01-A	Professional Dental Group	9339	Genesee	Av	Suite	240	San Diego
	02-0694	01-A	First Chiropractic	5915	Mira Mesa	Bl		D	San Diego
	02-0696	02-A	Mira Mesa Dental Care	6755	Mira Mesa	Bl	Suite	142	San Diego
	02-0698	01-A	Howard Dixon DDS MS Inc	5627	Oberlin	Dr		100	San Diego
	02-0699	01-A	T G Kujawski DDS	5425	Oberlin	Dr		101	San Diego
	02-0700	01-A	Manning & Associates	5764	Pacific Center	Bl	Suite	108	San Diego
	02-0708	01-A	Rite Aid # 5666	3515	Del Mar Heights	Rd			San Diego
	02-0753	01-A	Scripps Clinic Del Mar	12395	El Camino Real		Suite	101	San Diego
	02-0763	01-A	Carmel Valley Chiropractic	3830	Valley Center	Dr			San Diego
	02-0840	01-A	ColorWorks	5915	Mira Mesa	Bl	Suite	B	San Diego
	02-0962	01-A	Torrey Pines Orthopaedic Medical Group	4520	Executive	Dr	Suite	101	San Diego
	02-1051	01-A	Elum Designs Inc	3962	Sorrento Valley	Bl	Suite	900	San Diego
	03-0074	01-A	CK Chiropractic Cntr/Kien TA Chiropratic Inc	9844	Hibert	St			San Diego
	03-0460	01-A	IPM Lithographics Inc	9040	Carroll	Wy	Suite	9	San Diego
	03-0475	01-A	Creative Computer Products	6369	Nancy Ridge	Dr			San Diego
	03-0552	01-A	Photomation West Company	9212	Mira Este	Ct	Suite	101	San Diego
	03-0635	01-A	Johnson Dental Radiographic	10737	Camino Ruiz		Suite	105	San Diego
	03-0658	00-A	Strictly Black & White	9919	Hibert	St	Suite	B	San Diego
	03-0668	01-A	Associated Screen Print Intl	9323	Activity	Rd	Suite	A	San Diego
	03-0686	01-A	Stephen C Tuttle DDS	9982	Scripps Ranch	Bl			San Diego
	03-0702	00-A	Costco Wholesale # 452	12350	Carmel Mountain	Rd			San Diego
	03-0728	00-A	Maurice Roy Photography	7595	Miramar	Av			La Jolla
	03-0789	02-A	In to Ink Printing	7888	Silverton	Av	Suite	G	San Diego
	03-0838	01-A	William E Gable DDS	9855	Erma	Rd			San Diego
	03-0839	01-A	Richard A Giglio DDS	9855	Erma	Rd			San Diego
	03-0841	02-A	Western Chiropractic Center	9910	Mira Mesa	Bl			San Diego
	03-0843	01-A	Neal Pham DDS	9831	Mira Mesa	Bl			San Diego
	03-0846	01-A	Jon Prickril DDS	10299	Scripps	Tr			San Diego
	03-0847	01-A	Family Physicians Med Center	10297	Scripps	Tr			San Diego
	03-0849	01-A	American Speedy Printing	9235	Activity	Rd	Suite	112	San Diego

Film Processors Subject to Best Management Practices, Treatment Plant 1

Report run on: January 6, 2012 4:38 PM

Page 2

Class	Facility	Permit	Name		Address			City
2F	03-0850	01-A	Sir Speedy	7706	Arjons		Dr	San Diego
	03-0853	01-A	Christopher Cremer DDS	11279	Camino Ruiz			San Diego
	03-0854	02-A	Meyerson Dental	10737	Camino Ruiz		Suite 120	San Diego
	03-0856	01-A	Kwang Kim DDS	10737	Camino Ruiz			San Diego
	03-0857	02-A	Special Smiles	9359	Mira Mesa		Bl	San Diego
	03-0858	01-A	James Hopper DDS	9292	Mira Mesa		Bl	San Diego
	03-0859	01-A	Wilfred Baltazar Jr DDS	9329	Mira Mesa		Bl	San Diego
	03-0861	02-A	Center Veterinary Clinic	8977	Mira Mesa		Suite A	San Diego
	03-0863	01-A	Mesa Dental Group	9225	Mira Mesa		Suite 212	San Diego
	03-0864	01-A	Erik Ferrer DDS	9373	Mira Mesa		Bl	San Diego
	03-0866	01-A	SDUSD; Mira Mesa High School	10510	Reagan		Rd	San Diego
	03-0867	01-A	Market Forces Printing	7925	Silverton		Av Suite 503	San Diego
	03-0869	02-A	San Diego Smiles by Design	11835	Carmel Mountain		Rd Suite 1306	San Diego
	03-0870	01-A	Carmel Plaza Chiropractic	12070	Carmel Mountain		Rd Suite 209	San Diego
	03-0872	02-A	Carmel Plaza Dental Center	11738	Carmel Mountain		Rd	San Diego
	03-0875	01-A	Scripps Clinic Rancho Bernardo	15025	Innovation		Dr	San Diego
	03-0876	01-A	Rancho Carmel Dental Care	10175	Rancho Carmel		Dr Suite 110	San Diego
	03-0883	01-A	A Black Mountain Road Pet Clinic	13161	Black Mountain		Rd Suite 1	San Diego
	03-0884	01-A	Mount Carmel High School	9550	Carmel Mountain		Rd	San Diego
	03-0886	01-A	Carmel Mountain Chiropractic	9320	Carmel Mountain		Rd	San Diego
	03-0887	02-A	Adrian F Naguit DDS	9888	Carmel Mountain		Rd Suite D	San Diego
	03-0888	01-A	Walter D Andrada DDS	9330	Carmel Mountain		Rd Suite B	San Diego
	03-0889	02-A	CVS Pharmacy # 9102	10575	Scripps Poway		Py	San Diego
	03-0890	01-A	Rite Aid # 5665	13167	Black Mountain		Rd	San Diego
	03-0893	02-A	CVS Pharmacy # 9177	8260	Mira Mesa		Bl	San Diego
	03-0899	01-A	SDUSD; Scripps Ranch High School	10410	Treena		St	San Diego
	03-0904	02-A	CVS Pharmacy # 9197	9225	Twin Trails		Dr	San Diego
	03-0940	01-A	International Technoprint Inc	10625	Scripps Ranch		Bl Suite F	San Diego
	03-0947	01-A	SmileCare	10788	Black Mountain		Rd	San Diego
	03-0982	03-A	CVS/pharmacy #3068	10776	Westview		Py	San Diego
	03-0984	02-A	CVS Pharmacy # 9192	14589	Camino Del Norte			San Diego
	03-1000	01-A	Image 2 Print	9920	Scripps Lake		Dr Suite 102	San Diego
	03-1077	01-A	Rite Aid # 5661	8985	Mira Mesa		Bl	San Diego
	03-1094	01-A	Ray Derakshan DMD	11134	Rancho Carmel		Dr Suite 103	San Diego
	03-1096	01-A	Allele Biotechnology & Pharmaceuticals LLC	6827	Nancy Ridge		Dr	San Diego
	03-1098	01-A	Larson Chiropractic	13161	Black Mountain		Rd Unit 2	San Diego
	03-1112	01-A	Laserlab Inc	6790	Top Gun		St Suite 9	San Diego
	03-1177	01-A	Walgreens # 11654	10787	Camino Ruiz			San Diego
	03-1207	01-A	Sia-Zol Inc	9330	Mira Mesa		Bl Suite F	San Diego
	03-1209	01-A	Mira Mesa Veterinary Clinic	9396	Mira Mesa		Bl Suite A	San Diego
	04-0108	02-A	La Jolla One Hour Photo	7523	Fay		Av	La Jolla
	04-0186	00-A	The Bishop's School	7607	La Jolla		Bl	La Jolla
	04-0204	03-A	Nelson Photo Supplies	7720	Fay		Av	La Jolla
	04-0219	00-A	Copley Information Services	7701	Herschel		Av	La Jolla
	04-0256	02-A	CVS Pharmacy # 9106	1652	Garnet		Av	San Diego
	04-0257	01-A	ABC Veterinary Hospital	2032	Hornblend		St	San Diego
	04-0258	01-A	Libs Chiropractic Center	4410	Lamont		St	San Diego

Film Processors Subject to Best Management Practices, Treatment Plant 1

Report run on: January 6, 2012 4:38 PM

Page 3

Class	Facility	Permit	Name		Address			City
2F	04-0259	01-A	SDUSD; Mission Bay High School	2475	Grand	Av		San Diego
	04-0279	01-A	The Animal Hosp of La Jolla	7601	Draper	Av		La Jolla
	04-0280	02-A	La Jolla Family Dentistry	7509	Draper	Av	Suite B	La Jolla
	04-0281	03-A	CVS #9926	7525	Eads	Av		La Jolla
	04-0288	01-A	Whitney A Jones DDS	9850	Genesee	Av	Suite 720	La Jolla
	04-0289	01-A	Scripps Center For Dental Care	9850	Genesee	Av	Suite 620	La Jolla
	04-0291	02-A	Torrey Pines Orthopaedic Medical Group Inc	9850	Genesee	Av	Suite 210	La Jolla
	04-0295	01-A	David Kitchen DDS	9850	Genesee	Av	Suite 540	La Jolla
	04-0296	01-A	Jay S Berenter DPM	9850	Genesee	Av	Suite 360	La Jolla
	04-0304	01-A	Ellen A Miyashiro DMD	7759	Herschel	Av		La Jolla
	04-0305	01-A	Michael Reynolds DDS	7742	Herschel	Av	Suite 1	La Jolla
	04-0307	01-A	John J Taddey DDS	7946	Ivanhoe	Av	Suite 107	La Jolla
	04-0309	01-A	Philip A Burgess DDS	5731	La Jolla	Bl		La Jolla
	04-0310	01-A	La Jolla Medical Associates	6515	La Jolla	Bl		La Jolla
	04-0311	01-A	Chris Bickford MD	6515	La Jolla	Bl		La Jolla
	04-0312	01-A	Nautilus Veterinary Clinic	6911	La Jolla	Bl		La Jolla
	04-0314	01-A	Brian Judelson DDS	4130	La Jolla Village	Dr	Suite 205	La Jolla
	04-0315	01-A	SDUSD; La Jolla High School	750	Nautilus	St		La Jolla
	04-0318	01-A	Abraham Romanowsky DDS	470	Nautilus	St	Suite 201	La Jolla
	04-0320	02-A	California Dental Inplant Center	1030	Pearl	St	Suite 7,8	La Jolla
	04-0323	01-A	Frederick U Soldau DDS Inc	850	Prospect	St		La Jolla
	04-0325	01-A	Peter Nordland DMD	850	Prospect	St	Suite 7	La Jolla
	04-0328	01-A	Mario Alberti DDS	4150	Regents Park	Rw	Suite 245	La Jolla
	04-0339	01-A	Deans Photo Service Inc	8855	Villa La Jolla	Dr	Suite 402	La Jolla
	04-0341	01-A	Rick K Yamada DDS	8950	Villa La Jolla	Dr	Suite 1167	La Jolla
	04-0342	01-A	Barbara J Kabes DDS MS	8950	Villa La Jolla	Dr	Suite 2150	La Jolla
	04-0343	03-A	La Jolla Dental Day Spa	8950	Villa La Jolla	Dr	Suite C210	La Jolla
	04-0346	02-A	La Jolla Dental Group	8950	Villa La Jolla	Dr	Suite 1105	La Jolla
	04-0347	01-A	La Jolla Village Dental Office	8950	Villa La Jolla	Dr		La Jolla
	04-0349	01-A	Arthur Ferraro DDS	4603	Cass	St		San Diego
	04-0351	01-A	Robert Cantonwine	4776	Cass	St		San Diego
	04-0352	01-A	Pacific Beach Urgent Care	4490	Fanuel	St		San Diego
	04-0353	01-A	Dr Robert Fremont	4527	Fanuel	St		San Diego
	04-0354	02-A	Dream Wellness	1976	Garnet	Av		San Diego
	04-0356	01-A	Christoper J Kempston DDS	1324	Garnet	Av		San Diego
	04-0360	01-A	Ana Simerlein DDS	1919	Grand	Av		San Diego
	04-0363	01-A	Wayne R Hadaway DDS	2036	Hornblend	St		San Diego
	04-0366	01-A	J H Fallon DDS	4633	Ingraham	St		San Diego
	04-0368	01-A	Janelle Siebenlist DDS	4747	Mission	Bl		San Diego
	04-0372	02-A	CVS Pharmacy # 9195	8831	Villa La Jolla	Dr		La Jolla
	04-0386	03-A	CVS# 9937	4445	Mission	Bl		San Diego
	04-0396	03-A	CVS# 9538	1792	Garnet	Av		San Diego
	04-0403	01-A	Fred H Larson DDS	7334	Girard	Av	Suite 102	La Jolla
	04-0410	01-A	Joseph D'Angelo	1111	Torrey Pines	Rd		San Diego
	04-0448	01-A	Girard Orthopaedic Surgeons	4130	La Jolla Village	Dr	Suite 306	San Diego
	05-0189	01-A	City Printing Service	7244	Clairemont Mesa	Bl		San Diego
	05-0349	01-A	Better Health Chiropractic	4861	Convoy	St		San Diego

Film Processors Subject to Best Management Practices, Treatment Plant 1

Report run on: January 6, 2012 4:38 PM

Page 4

Class	Facility	Permit	Name		Address			City
2F	05-0409	02-A	Costco Wholesale Photo Lab # 401	4605	Morena	Bl		San Diego
	05-0429	01-A	Mission Valley Medical Clinic	5333	Mission Center	Rd	Suite 100	San Diego
	05-0555	01-A	Stats of San Diego	4805	Mercury	St		San Diego
	05-0593	01-A	Ritz Camera # 177	4353	La Jolla Village	Dr		San Diego
	05-0594	01-A	Ritz Camera # 176	206	Fashion Valley	Rd		San Diego
	05-0637	01-A	I Deal Services	4930	Naples	Pl		San Diego
	05-0655	01-A	Kaiser Permanente	7060	Clairemont Mesa	Bl		San Diego
	05-0663	03-A	Longs Drug Store # 7962	5685	Balboa	Av		San Diego
	05-0772	01-A	Rick Engineering	5620	Friars	Rd		San Diego
	05-0811	01-A	Copley News Service	123	Camino De La Reina			San Diego
	05-0836	01-A	Concorde Career Institute	123	Camino De La Reina			San Diego
	05-0838	02-A	Shoulder Knee Institute	3444	Kearny Villa	Rd	Suite 202	San Diego
	05-0844	02-A	David James Smith MD	3703	Camino Del Rio S		Suite 210	San Diego
	05-0845	01-A	SmileCare	1333	Camino Del Rio S			San Diego
	05-0847	01-A	Aesthetic Dental Center	2333	Camino Del Rio S		Suite 310	San Diego
	05-0851	01-A	Emergency Animal Clinic of San Diego	2317	Hotel Circle	Pl		San Diego
	05-0853	01-A	SmileCare Professionals	5638	Mission Center	Rd	104	San Diego
	05-0855	01-A	Stadium Dental Care	8590	Rio San Diego	Dr	110	San Diego
	05-0862	01-A	Kearny Mesa Dentistry	4488	Convoy	St	G	San Diego
	05-0864	01-A	Drs Gardner Wiersma Goehl Lind	7675	Dagget	St	160	San Diego
	05-0865	02-A	Anthony Tai Q. Pham, DDS	4240	Kearny Mesa	Rd	117	San Diego
	05-0866	02-A	Francis Parker School	6501	Linda Vista	Rd		San Diego
	05-0867	01-A	San Diego Sports and Spine	7612	Linda Vista	Rd	109	San Diego
	05-0876	01-A	Bretow Chiropractic Center	1274	Morena	Bl		San Diego
	05-0878	01-A	ABC Veterinary Hospital	8020	Ronson	Rd		San Diego
	05-0879	01-A	Morena Pet Hospital	1540	Morena	Bl		San Diego
	05-0880	01-A	Kearny Mesa Vet Hospital Inc	7677	Ronson	Rd	100	San Diego
	05-0881	01-A	Tai Huynh DDS	2363	Ulric	St	A	San Diego
	05-0883	01-A	Balboa Veterinary Hospital	7931	Balboa	Av		San Diego
	05-0884	01-A	Paul Kosciuk DDS	6565	Balboa	Av		San Diego
	05-0885	01-A	Family Medical Clinic	6465	Balboa	Av		San Diego
	05-0886	01-A	Robert Chin DDS	6545	Balboa	Av	Suite A	San Diego
	05-0888	01-A	So Cal Graphics	8316	Clairemont Mesa	Bl		San Diego
	05-0889	01-A	Richard D Katnik DDS Inc	7319	Clairemont Mesa	Bl		San Diego
	05-0890	01-A	Najwa Barakat DDS	7061	Clairemont Mesa	Bl		San Diego
	05-0892	02-A	Sleep Family Dentistry	4241	Balboa	Av		San Diego
	05-0899	01-A	Ned W Jerge DDS APC	3762	Clairemont	Dr		San Diego
	05-0900	01-A	Clairemont Family Medical Grp	3058	Clairemont	Dr		San Diego
	05-0901	02-A	Barbara Young DDS	3764	Clairemont	Dr		San Diego
	05-0902	01-A	J H Brockhoff DDS	3660	Clairemont	Dr	1	San Diego
	05-0903	01-A	Mally Zomorodi DDS	3670	Clairemont	Dr	9	San Diego
	05-0905	01-A	Bay Park Dental Group	2619	Clairemont	Dr		San Diego
	05-0906	01-A	Clairemont Family Dental Off	3670	Clairemont	Dr	14	San Diego
	05-0907	01-A	Dr Roy Phillips	3660	Clairemont	Dr	2	San Diego
	05-0908	02-A	Clairemont Village Pet Clinic	3007	Clairemont	Dr	G	San Diego
	05-0910	01-A	Raymond Moga DDS	3774	Clairemont	Dr		San Diego
	05-0912	01-A	RB Hancock/GJ Stratigopoulos	4808	Clairemont Mesa	Bl		San Diego

Film Processors Subject to Best Management Practices, Treatment Plant 1

Report run on: January 6, 2012 4:38 PM

Page 5

Class	Facility	Permit	Name	Address	City
2F	05-0913	01-A	L C Family Dental Care	5527 Clairemont Mesa	San Diego
	05-0914	02-A	Robert L Levine DMD	4453 Clairemont Mesa	San Diego
	05-0916	01-A	Western Dental	3802 Clairemont Mesa	San Diego
	05-0917	01-A	Vetco Hospitals Inc	3994 Clairemont Mesa	San Diego
	05-0918	01-A	Clairemont Square Animal Hosp	4941 Clairemont	San Diego
	05-0925	01-A	Dr McCalley / Dr Hurst	4690 Genesee	San Diego
	05-0926	01-A	Lewis H Abulafia DDS	4320 Genesee	San Diego
	05-0927	01-A	Paul C Davis DDS Inc	4320 Genesee	San Diego
	05-0928	01-A	San Diego Orthodontics	4320 Genesee	San Diego
	05-0929	01-A	Anita Varzi DDS	4295 Gesner	San Diego
	05-0930	02-A	Mission Bay Dental Group	4295 Gesner	San Diego
	05-0932	01-A	Neil A Kjos Music Co	4380 Jutland	San Diego
	05-0933	01-A	Rose Canyon Animal Hospital	4295 Jutland	San Diego
	05-0934	01-A	David W Hellerud DDS	4444 Manitou	San Diego
	05-0937	01-A	Antony K Christensen	3737 Moraga	San Diego
	05-0939	01-A	Drs R Greenfield & R Vance	3737 Moraga	San Diego
	05-0941	01-A	Stanley Baquial DDS	3737 Moraga	San Diego
	05-0942	01-A	Dr Farzan Alam-Rad DDS	3737 Moraga	San Diego
	05-0945	01-A	Faye Tada DDS	3737 Moraga	San Diego
	05-0948	01-A	Jay Akef DDS	3737 Moraga	San Diego
	05-0949	01-A	Edmund W Jay DDS	3737 Moraga	San Diego
	05-0951	01-A	David Lockwood DDS	3737 Moraga	San Diego
	05-0955	01-A	SDUSD; University City High School	6949 Genesee	San Diego
	05-0956	01-A	Ronald S Rosenblatt DDS	3222 Governor	San Diego
	05-0959	02-A	Renaissance Dental Center	4150 Regents Park	San Diego
	05-0960	01-A	SDUSD; Standley Middle School	6298 Radcliffe	San Diego
	05-0961	01-A	Dennis Jacobs DDS	7748 Regents	San Diego
	05-0962	01-A	Colony Vet Clinic	7748 Regents	San Diego
	05-0963	02-A	Cote Animal Hospital	8915 Town Centre	San Diego
	05-0965	01-A	La Jolla MRI LTD	8929 University Center	San Diego
	05-0966	01-A	Richard Harmetz DDS	8899 University Center	San Diego
	05-0967	02-A	Center for Dental Health La Jolla	8899 University Center	San Diego
	05-0968	01-A	Carl Smith DDS	8899 University Center	San Diego
	05-0969	01-A	North County Orthopaedic Medical Group	8929 University Center	San Diego
	05-0978	02-A	CVS Pharmacy # 9175	4829 Clairemont	San Diego
	05-0982	01-A	SDUSD; Kearny High School	7651 Wellington	San Diego
	05-0996	01-A	Rite Aid # 5653	5270 Balboa	San Diego
	05-1007	02-A	Tracy Taddey DDS	7373 Clairemont Mesa	San Diego
	05-1012	02-A	Longs Drug Store # 9963	5644 Mission Center	San Diego
	05-1026	01-A	Paul J Graber Family Dentistry	2405 MORENA	San Diego
	05-1035	01-A	William Bremner DDS	3660 Clairemont	San Diego
	05-1041	01-A	Smile Care Family Dentistry # 67	3820 Convoy	San Diego
	05-1042	01-A	Carol Landry Pro Photo Retouch Service	5640 Kearny Mesa	San Diego
	05-1053	03-A	Wal-Mart Store # 5338	4840 Shawline	San Diego
	05-1105	01-A	E C Smith DDS	3805 Clairemont	San Diego
	05-1107	01-A	Rite Aid # 5649	6939 Linda Vista	San Diego
	05-1128	01-A	Ronald Petrillo DMD	7440 Beagle	San Diego

Film Processors Subject to Best Management Practices, Treatment Plant 1

Report run on: January 6, 2012 4:38 PM

Page 6

Class	Facility	Permit	Name		Address				City
2F	05-1141	01-A	Clairemont Dental Group	5222	Balboa	Av	Suite	71	San Diego
	05-1143	01-A	Walgreens # 12143	5504	Balboa	Av			San Diego
	05-1146	01-A	Christina A Bartsch DDS	3737	Moraga	Av	Suite	A306	San Diego
	05-1148	01-A	Goodway Printing & Graphics	7372	Convoy	Ct			San Diego
	05-1151	01-A	CVS #3942	8915	Towne Centre	Dr			San Diego
	05-1156	01-A	Alpha Trust Chiropractic	7840	Mission Center	Ct	Unit	101	San Diego
	05-1165	01-A	Charles L Garrison DDS	7345	Linda Vista	Rd	Suite	D	San Diego
	05-1168	01-A	Cheshire Cat Fel Health Center	4680	Clairemont Mesa	Bl			San Diego
	05-1170	01-A	Xusheng Mu DDS Inc	4716	Clairemont Mesa	Bl			San Diego
	05-1178	01-A	Animal ER of San Diego	5610	Kearny Mesa	Rd			San Diego
	06-0068	01-A	Artmania	8961	Complex	Dr			San Diego
	06-0088	02-A	Acorn Press	9726	Aero	Dr			San Diego
	06-0156	01-A	Plaza Press	4651	Mission Gorge	Pl			San Diego
	06-0180	02-A	San-Lo Aerial Surveys	4875	Viewridge	Av			San Diego
	06-0308	01-A	Ranroy Company Inc	8987	Complex	Dr			San Diego
	06-0347	01-A	Kaiser Permanente - Vandever	4405	Vandever	Av			San Diego
	06-0350	01-A	City;Print Shop	8835	Balboa	Av			San Diego
	06-0415	02-A	Raymert Press Inc	8835	Balboa	Av	Suite	A	San Diego
	06-0432	03-A	Western Micrographics Systems	4320	Viewridge	Av	Suite	B	San Diego
	06-0453	01-A	Business Cards Tomorrow	5450	Complex	St			San Diego
	06-0464	02-A	Oasis MSO Inc	5471	Kearny Villa	Rd	Suite	200	San Diego
	06-0466	01-A	Wal-Mart Stores Inc	3382	Murphy Canyon	Rd			San Diego
	06-0473	01-A	San Diego County DPW Cartographic	5201	Ruffin	Rd	Suite	D	San Diego
	06-0476	02-A	Joseph S Sparrow DDS	3292	Sandrock	Rd			San Diego
	06-0477	01-A	L W Thomas DMD	4926	La Cuenta	Dr	Suite	100	San Diego
	06-0478	01-A	SDUSD; Serra High School	5156	Santo	Rd			San Diego
	06-0480	01-A	D Douglas Cassat DDS	10789	Tierrasanta	Bl	Suite	110	San Diego
	06-0481	02-A	Tierrasanta Veternary Hosp	10799	Tierrasanta	Bl			San Diego
	06-0485	01-A	Sharp Printing Services	9161	Chesapeake	Dr			San Diego
	06-0486	01-A	L E I Medical Group Inc	9620	Chesapeake	Dr	Suite	104	San Diego
	06-0489	01-A	Thomas Doleski DDS	9340	Clairemont Mesa	Bl	Suite	C	San Diego
	06-0493	01-A	Rite Aid # 5660	10631	Tierresanta	Bl			San Diego
	06-0510	01-A	Repro Magic	5445	Ruffin	Rd			San Diego
	06-0521	02-A	Costco Wholesale Photo Lab	2345	Fenton	Py			San Diego
	06-0532	01-A	Valley Instant Printing	4247	Ponderosa	Av	Suite	A	San Diego
	06-0564	01-A	RanRoy Printing Company	4650	Overland	Av			San Diego
	06-0566	01-A	CVS Pharmacy # 8833	3332	Sandrock	Rd			San Diego
	06-0599	01-A	Wheeler Family Chiropractic	5482	Complex	St	Suite	101	San Diego
	07-0071	00-A	Western Press	4401	Twain	Av	Suite	20	San Diego
	07-0080	03-A	Fromex One Hour Photo	7299	Navajo	Rd			San Diego
	07-0082	02-A	Foremost Printing	5839	Mission Gorge	Rd	Suite	B	San Diego
	07-0123	02-A	Rancho San Carlos Pet Clinic	7850	Golfcrest	Dr			San Diego
	07-0125	01-A	Victor A Ippolito DDS Inc	6280	Jackson	Dr		3	San Diego
	07-0126	01-A	James H Thompson Dmd	7424	Jackson	Dr		3	San Diego
	07-0127	01-A	Donald R Fleming DDS Inc	7676	Jackson	Dr			San Diego
	07-0128	01-A	Charles R Petrie DDS	6280	Jackson	Dr		6	San Diego
	07-0130	01-A	Guy Fox DDS & Amy Fox DDS	8312	Lake Murray	Bl	Suite	E	San Diego

Film Processors Subject to Best Management Practices, Treatment Plant 1

Report run on: January 6, 2012 4:38 PM

Page 7

Class	Facility	Permit	Name		Address			City
2F	07-0135	01-A	Personal Dental Services	6505	Alvarado	Rd		San Diego
	07-0136	01-A	Radiation Medical Group Inc	6699	Alvarado	Rd		San Diego
	07-0139	03-A	CVS# 9154	10350	Friars	Rd		San Diego
	07-0140	01-A	Chiropractic Care Center	6171	Mission Gorge	Rd	110	San Diego
	07-0141	01-A	Contemporary Chiropractic	6612	Mission Gorge	Rd		San Diego
	07-0142	01-A	Mission Gorge Animal Hospital	6690	Mission Gorge	Rd	M	San Diego
	07-0143	01-A	Dr William Ochs DDS	5863	Mission Gorge	Rd		San Diego
	07-0145	02-A	Alvarado Orthopedic Med Group	5555	Reservoir	Dr	Suite 104	San Diego
	07-0146	01-A	SDUSD; Patrick Henry High School	6702	Wandermere	Dr		San Diego
	07-0151	02-A	CVS Pharmacy # 9137	7393	Jackson	Dr		San Diego
	07-0165	01-A	Walgreens # 7176	8766	Navajo	Rd		San Diego
	07-0177	01-A	Mission Dental Center	5995	Mission Gorge	Rd	Suite A	San Diego
	08-0006	01-A	Vanard Lithographers Inc	3220	Kurtz	St		San Diego
	08-0278	01-A	Watts Colorlab	3610	Hancock	St	Suite 4	San Diego
	08-0344	04-A	CVS# 9922	3950	Point Loma	Bl		San Diego
	08-0352	00-A	San Diego Magazine	1450	Front	St		San Diego
	08-0437	01-A	Shelter Island Medical Group	1370	Rosecrans	St		San Diego
	08-0444	01-A	Rodney Mellor DDS	1943	Cable	St		San Diego
	08-0445	02-A	Fleming S. Lee, DDS	1857	Cable	St		San Diego
	08-0447	01-A	Rite Aid # 5647	4840	Niagra	Av		San Diego
	08-0448	01-A	Turton Enterprises	1743	Catalina	Bl		San Diego
	08-0450	01-A	Dr Warren Patch	1952	Sunset Cliffs	Bl		San Diego
	08-0455	01-A	SDUSD; Point Loma High School	2335	Chatsworth	Bl		San Diego
	08-0456	01-A	Mark A Kretz DDS	1775	Locust	St		San Diego
	08-0457	01-A	Point Loma Nazarene College	3900	Lomaland	Dr		San Diego
	08-0461	01-A	Ocean Beach Dental	2176	Sunset Cliffs	Bl		San Diego
	08-0462	01-A	Seaside Dentistry	1499	Sunset Cliffs	Bl		San Diego
	08-0463	01-A	Russell C Tontz Jr DDS	1991	Sunset Cliffs	Bl		San Diego
	08-0465	02-A	VCA Peninsula Animal Hospital	3767	Voltaire	St		San Diego
	08-0466	01-A	Marc N Reis DDS	4606	Voltaire	St		San Diego
	08-0467	01-A	Cabrillo Veterinary Hospital	4138	Voltaire	St		San Diego
	08-0475	01-A	Kaiser Permanente	3250	Fordham	St		San Diego
	08-0476	01-A	Pacific Chiropractic	1775	Hancock	St		San Diego
	08-0477	01-A	California Retina Associates	3405	Kenyon	St		San Diego
	08-0480	01-A	Midway Chiropractic Center	3689	Midway	Dr		San Diego
	08-0484	01-A	Van A Brollini DDS	4118	Point Loma	Bl		San Diego
	08-0486	01-A	Health Services Complex	3851	Rosecrans	St		San Diego
	08-0487	01-A	Abundant Health Chiropractic	3045	Rosecrans	St		San Diego
	08-0519	01-A	Walgreens # 6094	3005	Midway	Dr		San Diego
	08-0543	01-A	Becker Family Dental Care	3046	Avenida de Portugal			San Diego
	08-0545	01-A	CVS Pharmacy # 9165	3327	Rosecrans	St		San Diego
	08-0555	01-A	Point Loma Veterinary Clinic	1964	Sunset Cliffs	Bl		San Diego
	09-0028	02-A	Center City Printing	1031	14th	St		San Diego
	09-0036	02-A	Color Graphics Inc	1660	India	St		San Diego
	09-0279	01-A	Knox Photocopy Service	2250	4th	Av		San Diego
	09-0282	01-A	George's Camera/Video Exchange	3837	30th	St		San Diego
	09-0367	01-A	San Diego Daily Transcript	2131	3rd	Av		San Diego

Film Processors Subject to Best Management Practices, Treatment Plant 1

Report run on: January 6, 2012 4:38 PM

Page 8

Class	Facility	Permit	Name	Address	City
2F	09-0535	02-A	Nelson Photo Supply	1909 India St	San Diego
	09-0665	03-A	Costco Wholesale Photo Lab	650 Gateway Center Dr	San Diego
	09-0680	02-A	Regency Rehab Hospital	555 Washington St	San Diego
	09-0698	03-A	CVS Pharmacy # 9903	71 Horton Pl	San Diego
	09-0720	01-A	Internal Medicine Associates	4033 3rd Av	Suite 300 San Diego
	09-0735	01-A	Champion Orthopedics	2918 5th Av	San Diego
	09-0738	02-A	J Philip Bradford DDS	3823 8th Av	San Diego
	09-0739	01-A	Tim Mantoani Photograph	3615 India St	San Diego
	09-0743	01-A	Arthur L Austin DDS	311 Nutmeg St	San Diego
	09-0744	01-A	Dr Jeffrey S Keeny DDS	1807 Robinson Av	Suite 101 San Diego
	09-0745	02-A	Vaheed Bayette DDS	420 Spruce St	Unit C San Diego
	09-0747	01-A	Rancho Dental Group	1442 University Av	San Diego
	09-0748	01-A	Peter D Shaw DDS	315 Walnut Av	San Diego
	09-0749	01-A	Alan B Lloyd DC	842 Washington St	Suite A San Diego
	09-0751	01-A	Richard M Braun MD Inc	770 Washington St	San Diego
	09-0752	01-A	Rober A Alder DDS	920 Washington St	San Diego
	09-0754	03-A	VCA Hillcrest Animal Hospital	246 W Washington St	San Diego
	09-0756	02-A	Dean Nguyen DDS	4082 30th St	San Diego
	09-0761	01-A	Cabrillo Chiropractic	3878 Old Town Av	San Diego
	09-0765	01-A	Gary L Greenberg DDS PC	230 G St	San Diego
	09-0768	01-A	Howard A First DDS Inc	239 Laurel St	San Diego
	09-0770	01-A	County Administration Center	1600 Pacific Hy	Room 402 San Diego
	09-0772	01-A	Childrens Dental Health Center	1270 24th St	San Diego
	09-0776	01-A	Robert Robinson DDS	995 Gateway Center Wy	San Diego
	09-0779	02-A	Dr Sigrid Parry & Associates	3330 3rd Av	Suite 202 San Diego
	09-0780	02-A	Reena Feider DDS Inc	2728 3rd Av	San Diego
	09-0781	01-A	Robert W Hymes DDS Apc	3330 3rd Av	San Diego
	09-0783	01-A	Jon E Peterson DDS	4076 3rd Av	San Diego
	09-0789	01-A	Martin Brewer Deal & Hansen	2654 4th Av	San Diego
	09-0790	01-A	Ernest Casares Jr DDS	3315 4th Av	San Diego
	09-0794	02-A	US Healthworks - Hillcrest	3930 4th Av	Suite 200 San Diego
	09-0795	01-A	Uptown Dental Office	3664 4th Av	San Diego
	09-0796	01-A	Hillcrest Footcare Center	3363 4th Av	San Diego
	09-0800	01-A	San Diego Transcript	2131 3rd Av	San Diego
	09-0801	02-A	Byung Sun Yoo DDS Inc	2425 3rd Av	San Diego
	09-0805	02-A	Cathleen A Silliman DDS	2322 6th Av	San Diego
	09-0806	01-A	Implant Dentistry of San Diego	2304 6th Av	San Diego
	09-0810	01-A	Roger H Tubbesing DDS	233 A St	San Diego
	09-0812	01-A	Rite Aid # 5644	535 Robinson Av	San Diego
	09-0817	02-A	CVS Pharmacy # 9141	3151 University Av	San Diego
	09-0832	02-A	CVS Pharmacy # 9148	313 Washington St	San Diego
	09-0838	01-A	California Stamp Company	1492 5th Av	San Diego
	09-0846	01-A	Carl Jepsen DDS	306 Walnut Av	Suite 39 San Diego
	09-0863	01-A	Giant Photo Service	3617 India St	San Diego
	09-0876	01-A	Chiropractic Sports and Injury Center	2333 Camino Del Rio South	Suite 230 San Diego
	09-0878	01-A	Stephen Baral DMD	306 Walnut Av	Suite 36 San Diego
	09-0882	01-A	Scott Rauvola DDS A Dental Corp	2130 4th Av	San Diego

Film Processors Subject to Best Management Practices, Treatment Plant 1

Report run on: January 6, 2012 4:38 PM

Page 9

Class	Facility	Permit	Name		Address				City
2F	09-0883	01-A	Howard A First DDS	306	Walnut	Av	Suite	31	San Diego
	09-0884	01-A	Western Dental	2948	University	Av			San Diego
	09-0892	01-A	Pet Hospital of North Park	2444	University	Av			San Diego
	09-0893	01-A	Pacific Veterinary Services Inc	2646	University	Av			San Diego
	09-0900	01-A	Hillcrest Dental Clinic	3544	30th	St			San Diego
	09-0901	01-A	Ruben Romero DDS/Terry Teudt DDS	306	Walnut	Av	Suite	36A	San Diego
	09-0902	01-A	La Maestra Community Health Centers	4305	University	Av	Suite	120	San Diego
	09-0903	01-A	San Diego American Health Center	2630	First	Av			San Diego
	09-0905	01-A	Ann Marie Zimmerman and David Rens DDS	4103	Third	Av	Suite	A	San Diego
	09-0907	01-A	VCA Angel Animal Hospital	3537	30th	St			San Diego
	09-0908	01-A	Apple Dental	1540	Fern	St			San Diego
	09-0915	01-A	Harmony Animal Hospital	3994	Park	Bl			San Diego
	09-0916	01-A	ABC Veterinary Hospital	4054	Normal	St			San Diego
	09-0917	01-A	Ballpark Family Dental	245	25th	St			San Diego
	09-0918	01-A	CVS Pharmacy # 4768	550	C	St			San Diego
	09-0921	01-A	Dr Petros Toma and Putnes Corp	4844	University	Av	Suite	B	San Diego
	09-0922	01-A	Mark J Riedler DDS	4167	Ohio	St			San Diego
	09-0925	01-A	Brightcare Dental	3078	University	Av			San Diego
	09-0926	01-A	Dentistry of Old Town	3659	India	St	Suite	100	San Diego
	09-0929	01-A	Kensington Dental	4444	El Cajon	Bl	Suite	4	San Diego
	09-0949	01-A	Life Within Chiropractic	1452	University	Av			San Diego
	10-0415	01-A	Center City Chiropractic	3288	El Cajon	Bl	Suite	9	San Diego
	10-0417	02-A	Loc Bao DDS Inc	4236	El Cajon	Bl			San Diego
	10-0419	01-A	Derek Hyun DDS	4021	Fairmount	Av			San Diego
	10-0421	01-A	Dr Nguyen T Lieu DDS	5296	University	Av			San Diego
	10-0423	02-A	South Bay Dental Center	2939	Alta View	Dr			San Diego
	10-0424	01-A	Gary L Mcclanahan DDS	2449	E Plaza	Bl	Suite	A	San Diego
	10-0429	01-A	SDUSD; Crawford High School	4191	Colts	Wy			San Diego
	10-0430	01-A	SDUSD; Hoover High School	4474	El Cajon	Bl			San Diego
	10-0431	01-A	Campus Dental Group	6244	El Cajon	Bl	Suite	14	San Diego
	10-0433	01-A	Boulevard Animal Clinic	7047	El Cajon	Bl			San Diego
	10-0435	01-A	College Animal Hospital	5653	El Cajon	Bl			San Diego
	10-0436	01-A	Peter Ly DPM	6244	El Cajon	Bl	Suite	29	San Diego
	10-0437	01-A	Family Dentistry	4712	El Cajon	Bl		G	San Diego
	10-0439	02-A	Huan-Tony Bao Ngo DDS	6663	El Cajon	Bl		C	San Diego
	10-0440	01-A	Mark Haeger DDS	6244	El Cajon	Bl	Suite	6	San Diego
	10-0443	01-A	Hi-Tech Dental	5507	El Cajon	Bl			San Diego
	10-0444	03-A	Neighborhood Dental Group	6244	El Cajon	Bl	Suite	25	San Diego
	10-0445	01-A	Dung Ly General Dentistry	4310	Euclid	Av		A	San Diego
	10-0447	01-A	Skill Centers of America	6255	University	Av			San Diego
	10-0448	01-A	University Avenue Dental Group	6324	University	Av			San Diego
	10-0449	01-A	University Square Dentistry	5971	University	Av		309	San Diego
	10-0450	02-A	Dr Rodriguez Dental Corp	3200	Adams	Av		202	San Diego
	10-0459	01-A	SDUSD; School of Performing Art	2425	Dusk	Dr			San Diego
	10-0462	01-A	Rite Aid # 5652	3650	Adams	Av			San Diego
	10-0472	02-A	Orange Family Dental	4205	Fairmount	Av			San Diego
	10-0473	02-A	CVS Pharmacy # 9109	6265	El Cajon	Bl			San Diego

Film Processors Subject to Best Management Practices, Treatment Plant 1

Report run on: January 6, 2012 4:38 PM

Page 10

Class	Facility	Permit	Name	Address	City
2F	10-0477	01-A	Gregory B Jensen DDS	6244 El Cajon	San Diego
	10-0478	02-A	Albertsons # 6801	4421 University	San Diego
	10-0486	01-A	Sam's Club # 6235	6336 College Grove	San Diego
	10-0494	01-A	Fromex Photo Systems	6370 El Cajon	San Diego
	10-0498	01-A	Beautiful Smile Dentistry	6368 El Cajon	San Diego
	10-0505	01-A	CVS Pharmacy # 9121	4404 El Cajon	San Diego
	10-0506	01-A	Coast Dental Care	6585 El Cajon	San Diego
	10-0510	01-A	Phuc The Nguyen DDS	4644 El Cajon	San Diego
	10-0511	01-A	Western Chiropractic Center	3531 El Cajon	San Diego
	10-0517	01-A	Lynn G Hudak DDS	4541 College	San Diego
	10-0518	01-A	North Park Dental	3426 University	San Diego
	10-0519	01-A	Chiropractic Accident & Industrial Injury Clinic	5106 Federal	San Diego
	10-0520	01-A	Victor X Crawford DDS	5106 Federal	San Diego
	10-0521	01-A	In Good Hands Family Healthcare	3641 El Cajon	San Diego
	10-0525	01-A	El Cerrito Vet Hospital	6911 University	San Diego
	10-0527	01-A	Professional Dental Enterprises	3251 Adams	San Diego
	10-0537	01-A	Health Arts Management	1060 South Euclid	San Diego
	10-0542	01-A	Colina Veterinary Hospital	5530 University	San Diego
	10-0543	01-A	FairEast Dental	4170 Fairmount	San Diego
	11-0363	01-A	Testing Services & Inspection	3030 Main	San Diego
	11-0389	01-A	Gamma Tech Industries	3645 Dalbergia	San Diego
	11-0394	01-A	St Vincent De Paul Village	1501 Imperial	San Diego
	11-0421	01-A	Comprehensive Health Centers	3177 Ocean View	San Diego
	11-0423	02-A	San Diego Trolley Dental Group	6571 Imperial	San Diego
	11-0424	01-A	SDUSD; Morse High School	6905 Skyline	San Diego
	11-0426	01-A	Workhealth Network Med Center	250 Market	San Diego
	11-0427	01-A	Peter Y Umekubo Jr DDS	548 19th	San Diego
	11-0429	01-A	SDUSD; Lincoln High School	150 S 49th	San Diego
	11-0455	01-A	Hornblower Cruises & Events	0 B St Terminal A	San Diego
	12-0081	00-A	San Ysidro Health Center	4004 Beyer	San Diego
	12-0100	01-A	County; George Bailey Detention	446 Alta	San Diego
	12-0112	01-A	NAC	1330 30th	San Diego
	12-0113	01-A	So San Diego Veterinary Hosp	2910 Coronado	San Diego
	12-0114	02-A	EZ Smiles Dental Care	1850 Coronado	San Diego
	12-0115	01-A	Lewis J Dorria DDS	2930 Coronado	San Diego
	12-0117	01-A	Montgomery High School	3250 Palm	San Diego
	12-0119	01-A	Jeffrey W Brown DDS	1761 Palm	San Diego
	12-0121	01-A	Jerome A Bannister DDS	4370 Palm	San Diego
	12-0122	02-A	Carlos Garcia DDS	1270 Picador	San Diego
	12-0123	02-A	Southland Plaza Dental	655 Saturn	San Diego
	12-0124	01-A	I-5 Palm Ave Medical Clinic	655 Saturn	San Diego
	12-0125	02-A	San Ysidro Dental Care	2004 Dairy Mart	San Diego
12-0146	02-A	CVS Pharmacy # 9115	645 Saturn	San Diego	
12-0186	01-A	Rancho Vista Medical & Therapy Center Inc	342 W San Ysidro	San Diego	
12-0209	01-A	Rite Aid # 5668	1856 Coronado	San Diego	
12-0222	01-A	Jose L Lopez DDS Inc	3490 Palm	San Diego	
12-0231	01-A	Juvenile Detention Facility	446 Alta	San Diego	

Film Processors Subject to Best Management Practices, Treatment Plant 1

Report run on: January 6, 2012 4:38 PM

Page 11

Class	Facility	Permit	Name	Address	City	
2F	13-0048	02-A	Hyspan Precision Products	1685 Brandywine	Av	Chula Vista
	13-0117	02-A	Bay Port Press	645 Marsat	St	Chula Vista
	13-0179	02-A	CVS Pharmacy # 9140	555 Broadway	Suite 1054	Chula Vista
	13-0183	01-A	Wachs Chiropractic Health Center	359 3rd	Av	Chula Vista
	13-0184	01-A	Yoshindo Shibuya DDS Inc	468 3rd	Av	Chula Vista
	13-0185	01-A	Professional Dental Group	301 3rd	Av	Chula Vista
	13-0187	01-A	California Smiles Dental Group	215 3rd	Av	Chula Vista
	13-0190	01-A	Scripps South Bay Imaging Center	480 4th	Av	Chula Vista
	13-0192	02-A	Gentle Touch Family Dentistry	340 4th	Av	Suite 16 Chula Vista
	13-0193	01-A	Victor J Mora DDS	480 4th	Av	Chula Vista
	13-0194	01-A	Bone Associates	450 4th	Av	Chula Vista
	13-0199	02-A	SmileCare Family Dentistry	510 Broadway	Suite 4&5	Chula Vista
	13-0200	01-A	Peter Y Umekubo Jr DDS	277 Church	Av	Chula Vista
	13-0202	01-A	Tanaka Dental Corporation	212 Church	Av	Chula Vista
	13-0204	01-A	Hilltop High School	555 Claire	Av	Chula Vista
	13-0205	01-A	Town Centre Dental Group	265 E	St	Chula Vista
	13-0208	02-A	Chula Vista Dental Office	265 F	St	Chula Vista
	13-0210	01-A	Bill C Crafton DDS	257 F	St	Chula Vista
	13-0212	01-A	Dr Derek M Lichter	247 F	St	Chula Vista
	13-0213	02-A	Longs Drug Store # 9240	380 H	St	Chula Vista
	13-0220	01-A	Woodside Dental Office	498 Hale	St	Chula Vista
	13-0221	01-A	Chiropractic Care Center	295 K	St	Chula Vista
	13-0227	01-A	Family Med Ctr of Chula Vista	1415 Ridgeback	Rd	Chula Vista
	13-0234	02-A	Meigs Family Dentistry	1040 Tierra Del Rey	Suite 209	Chula Vista
	13-0235	01-A	Photo Max	1367 3rd	Av	Chula Vista
	13-0239	01-A	Sweetwater Union High School Admin Center	1130 5th	Av	Chula Vista
	13-0243	01-A	South Bay Veterinary Hospital	1038 Broadway		Chula Vista
	13-0244	01-A	Western Dental	1101 Broadway		Chula Vista
	13-0245	03-A	Dental Checkup	1010 Broadway	Suite 5	Chula Vista
	13-0246	01-A	Healthsouth Chula Vista	1111 Broadway		Chula Vista
	13-0249	01-A	The Pet Clinic	3326 Main	St	Chula Vista
	13-0253	01-A	Barry Sliplock DDS	750 Medical Center	Ct	Chula Vista
	13-0255	01-A	Hilltop Dentistry	11 Naples	St	Chula Vista
	13-0256	01-A	Langford Chiropractor	4360 Main	St	Suite 209 Chula Vista
	13-0257	01-A	Robert N Woodall DDS Inc	330 Oxford	St	Chula Vista
13-0261	02-A	Palomar Dental Group	648 Palomar	St	Chula Vista	
13-0264	01-A	Bonita Vista High School	751 Otay Lakes	Rd	Chula Vista	
13-0282	02-A	Costco Wholesale Photo Lab	895 E H	St	Chula Vista	
13-0289	02-A	Longs Drug Store # 9632	880 Third	Av	Chula Vista	
13-0290	01-A	Kaiser Permanente	3955 Bonita	Rd	Chula Vista	
13-0300	01-A	Walgreens # 6255	621 I	St	Chula Vista	
13-0301	01-A	Tricare Outpatient Clinic	644 Naples	St	Chula Vista	
13-0314	02-A	Jerry Massimei DDS APC	1415 Ridgeback	Rd	Suite 21 Chula Vista	
13-0319	01-A	Rite Aid # 5613	4348 Bonita	Rd	Bonita	
13-0323	01-A	Carl J Hemesath DDS Inc	855 3rd	Av	Suite 3330 Chula Vista	
13-0333	01-A	Costco Wholesale # 781	1130 Broadway		Chula Vista	
13-0351	01-A	Smile Design Center	232 3rd	Av	Chula Vista	

Film Processors Subject to Best Management Practices, Treatment Plant 1

Report run on: January 6, 2012 4:38 PM

Page 12

Class	Facility	Permit	Name	Address	City	
2F	13-0355	01-A	Walgreens # 7867	1430 Eastlake	Py	Chula Vista
	13-0379	01-A	Amazon Animal Hospital	1172 3rd	Av Suite D8	Chula Vista
	13-0382	01-A	Perez Marites DDS	754 Medical	Ct Unit 201	Chula Vista
	13-0385	01-A	Eastlake Village Vet Clinic	2260 Otay Lakes	Rd Unit 113	Chula Vista
	13-0386	01-A	Telegraph Canyon Animal Medical Center	577 Telegraph Canyon	Rd	Chula Vista
	13-0387	01-A	Perpecta Dental Group	314 Palomar	St	Chula Vista
	13-0388	01-A	Palomar Dental Group	664 Palomar	St Suite 1103	Chula Vista
	13-0412	01-A	Wal-Mart Store # 5305	1150 Broadway		Chula Vista
	13-0414	01-A	Walgreens # 2623	1111 3rd	Av	Chula Vista
	13-0418	01-A	Steven G Detsch DDS	340 4th	Av Suite 17	Chula Vista
	13-0421	01-A	Vicente Miramor DDS Inc	276 Church	Av Unit C	Chula Vista
	13-0426	01-A	Pacific Shore Medical	835 3rd	Av Suite A	Chula Vista
	13-0430	01-A	Nazli Keri DDS	2226 Otay Lakes	Rd	Chula Vista
	13-0433	01-A	Fabriel Burquez DDS Inc	180 Otay Lakes	Rd Suite 208	Bonita
	13-0434	01-A	Francisco Mondragon	180 Otay Lakes	Rd Suite 204A	Bonita
	13-0436	01-A	Children's Primary Dental Care & Adult Dental	397 E	St Suite A&B	Chula Vista
	13-0437	01-A	Berger Dental Corporation	180 Otay Lakes	Rd Suite 204B	Chula Vista
	13-0442	01-A	Wal-Mart # 3516	1360 Eastlake	Py	Chula Vista
	13-0456	01-A	East Lake Plaza Dental	2060 Otay Lakes	Rd Suite 230	Chula Vista
	14-0021	01-A	Daryl Catherwood	1001 B	Av	105 Coronado
	14-0022	02-A	Smith Chiropractic Corporation	1001 B	Av Suite 303	Coronado
	14-0027	01-A	Diane Edge DDS	1012 Isabella	Av	Coronado
	14-0028	01-A	Coronado Veterinary Hospital	150 Orange	Av	Coronado
	14-0030	01-A	Crown Veterinary Hospital	817 Orange	Av	Coronado
	14-0031	01-A	Dan R Hutchison Dmd	543 Orange	Av	Coronado
	14-0033	01-A	Rite Aid # 5655	836 Orange	Av	Coronado
	14-0040	01-A	Coronado Foot Specialists	1121 10th	St	Coronado
	14-0041	01-A	James I Haag DDS	1317 Ynez	Pl	Coronado
	14-0042	01-A	Christopher Kleber DDS	1315 Ynez	Pl	Coronado
	15-0004	01-A	J Geoffrey Murray DDS	1333 Camino Del Mar		Del Mar
	15-0008	02-A	Longs Drug Store # 9247	2662 Del Mar Heights	Rd	Del Mar
	15-0011	01-A	Del Mar Professional Dental Group	13983 Mango	Dr Suite 104	Del Mar
	15-0015	01-A	Del Mar Blue Print Company Inc	2201 San Diegoito	Dr	Del Mar
	16-0012	01-A	Bowen Enterprises	380 Coogan	Wy	El Cajon
	16-0218	01-A	Granite Hills High School	1719 E Madison	Av	El Cajon
	16-0249	01-A	Fletcher Hills Printing	2262 Fletcher	Py	El Cajon
	16-0266	01-A	El Cajon Police Dept	100 Fletcher	Py	El Cajon
	16-0339	02-A	Western Diagnostic Imaging Center	1663 Greenfield	Dr	El Cajon
	16-0341	04-A	CVS/Pharmacy #9818	572 Fletcher	Py	El Cajon
	16-0399	02-A	Dawco Press	1339 Broadway		El Cajon
	16-0411	03-A	Minuteman Press	1654 Pioneer	Wy	El Cajon
	16-0439	01-A	Valhalla High School	1725 Hillsdale	Rd	El Cajon
	16-0449	01-A	Singing Hills Animal Hospital	1951 Willow Glen	Dr	El Cajon
	16-0450	01-A	Stephen E Phillips DDS	607 Aldwych	Rd	El Cajon
	16-0451	02-A	Lubczuk Dental Arts	707 Arnele	Av	El Cajon
	16-0453	01-A	Corey H Marco MD	280 Avocado	Av	El Cajon
	16-0454	01-A	Larry A Bell DDS	254 Avocado	Av	El Cajon

Film Processors Subject to Best Management Practices, Treatment Plant 1

Report run on: January 6, 2012 4:38 PM

Page 13

Class	Facility	Permit	Name	Address	City
2F	16-0455	02-A	Dr Richard S Prouse	292 Avocado	El Cajon
	16-0456	02-A	John Joe Bacino DDS	560 Brockton	El Cajon
	16-0457	02-A	Jean Chan DDS	260 E Chase	El Cajon
	16-0458	02-A	Care & Comfort Veterinary Hospital Inc	522 E Chase	El Cajon
	16-0459	02-A	East County Chiropractic	900 N Cuyamaca	El Cajon
	16-0460	02-A	Partner Press LLC	280 Cypress	El Cajon
	16-0461	02-A	Brian T Holmes DC	2434 Fletcher	El Cajon
	16-0463	01-A	V S Dentistry	2526 Fletcher	El Cajon
	16-0465	01-A	R Bravin DDS & E Sugita DDS	360 Highland	El Cajon
	16-0467	01-A	El Cajon Valley Vet Hospital	560 Johnson	El Cajon
	16-0471	01-A	Oral Surgi-Center	150 Madison	El Cajon
	16-0477	01-A	Jan S Drake DDS	406 Magnolia	El Cajon
	16-0480	02-A	Ali Haeri DMD MHS	1297 Main	El Cajon
	16-0481	02-A	Maribel A Celebrado DDS	168 W Park	El Cajon
	16-0484	01-A	Siekerka Chiropractic	983 Washington	El Cajon
	16-0485	01-A	Encompass Fam Phys Med Grp	255 W Washington	El Cajon
	16-0486	01-A	David Keen DDS	595 N Westwind	El Cajon
	16-0487	01-A	Western Dental Services	583 2nd	El Cajon
	16-0489	02-A	Commercial NDT	9303 Bond	El Cajon
	16-0491	01-A	Horizon Dental Group	742 Broadway	El Cajon
	16-0492	02-A	Samar Atto DDS	1252 Broadway	El Cajon
	16-0494	01-A	Gary V Parcel DDS	941 Broadway	El Cajon
	16-0495	01-A	Gary A Olen DDS	773 Broadway	El Cajon
	16-0499	01-A	East County Dental Center	13465 Camino Canada	El Cajon
	16-0500	01-A	Cajon Rancho Pet Hospital	1682 Greenfield	El Cajon
	16-0504	01-A	SmileCare	1242 Main	El Cajon
	16-0507	01-A	Rite Aid # 5626	400 N 2nd	El Cajon
	16-0525	01-A	Adamo Chiropractic Center	820 Jamacha	El Cajon
	16-0526	01-A	Kennedy & Scharer DDS	810 Jamacha	El Cajon
	16-0528	03-A	CVS/Pharmacy #9167	790 Jamacha	El Cajon
	16-0532	01-A	Kaiser Permanente	250 Travelodge	El Cajon
	16-0543	01-A	Walgreens # 5844	215 N 2nd	El Cajon
	16-0546	01-A	Thomas Brant DDS	711 Avocado	El Cajon
	16-0571	02-A	CVS Pharmacy # 9114	1299 Broadway	El Cajon
	16-0636	01-A	Wal-Mart Store # 3524	605 Fletcher	El Cajon
	16-0640	02-A	Hi Tech Welding and Forming Inc	1990 Friendship	El Cajon
	16-0653	02-A	Girard Orthopaedic Surgeons Medical Group	1679 E Main	El Cajon
	16-0654	01-A	Brian Y Suzuki DMD Family Dentistry	2592 Fletcher Parkway	El Cajon
	16-0655	01-A	Miroue	2752 Navajo	El Cajon
	16-0657	01-A	S T Sawa & Associates DDS LTD	407 W Madison	El Cajon
	16-0665	01-A	Cajon Dental Group	359 W Madison	El Cajon
	16-0669	01-A	Washington Dentistry	1008 E Washington	El Cajon
	16-0672	01-A	Gary J Wokuluk DDS	119 W Lexington	El Cajon
	16-0680	01-A	Carl Yamaguchi DDS	1276 E Washington	El Cajon
16-0706	02-A	Blake N Synowski DMD Inc	266 Avocado	El Cajon	
16-0722	01-A	San Diego Web Offset	550 Fesler	El Cajon	
16-0744	01-A	Chiropractic Family Health Center	1333 N Second	El Cajon	

Film Processors Subject to Best Management Practices, Treatment Plant 1

Report run on: January 6, 2012 4:38 PM

Page 14

Class	Facility	Permit	Name	Address	City
2F	16-0745	01-A	Professional Family Dental	1106 N 2nd St	El Cajon
	16-0746	01-A	Fenn Orthodontics	1136 N Second St	El Cajon
	17-0020	01-A	Seacoast Pet Clinic	600 Palm Av	Suite 103 Imperial Beach
	17-0021	01-A	Imperial Beach Pet Hospital	538 12th St	Imperial Beach
	17-0023	01-A	Mar Vista High School	505 Elm Av	Imperial Beach
	17-0024	01-A	Imperial Beach Dental Group	1340 Imperial Beach Bl	Imperial Beach
	17-0025	01-A	San Diego Job Corps Center	1325 Iris Av	Imperial Beach
	17-0028	01-A	CVS Pharmacy # 9120	800 Palm Av	Imperial Beach
	18-0044	02-A	Ritz Camera and Image # 178	5500 Grossmont Center Dr	La Mesa
	18-0046	00-A	Helix High School	7323 University Av	La Mesa
	18-0097	03-A	Costco Wholesale Photo Lab	8125 Fletcher Py	La Mesa
	18-0098	03-A	CVS/Pharmacy #9169	5500 Grossmont Center Dr	La Mesa
	18-0114	01-A	Irvin Silverstein DDS	6080 Lake Murray Bl	La Mesa
	18-0116	02-A	Image Dental Group	7557 El Cajon Bl	La Mesa
	18-0117	01-A	Roman Cham MD	7808 El Cajon Bl	Suite 10-P La Mesa
	18-0118	01-A	Richard Bartlett DDS	7557 El Cajon Bl	La Mesa
	18-0121	01-A	Dr Barkett DDS	5121 Garfield St	La Mesa
	18-0122	01-A	Alvarado Chiropractic Group	8811 Grossmont Bl	La Mesa
	18-0125	01-A	Thomas K Brassington DDS	8442 La Mesa Bl	La Mesa
	18-0126	01-A	Hill / Schneidmiller DDS	7888 La Mesa Bl	La Mesa
	18-0127	01-A	William R Helps DDS	8875 La Mesa Bl	Suite F La Mesa
	18-0132	01-A	Joseph A Buckley DDS	8440 Lemon Av	La Mesa
	18-0134	01-A	Donald J Trexel DDS	4333 Palm Av	Suite B La Mesa
	18-0138	01-A	Thomas J Olinger DDS	8375 University Av	La Mesa
	18-0140	01-A	Eastridge Veterinary Clinic	7750 University Av	Suite A La Mesa
	18-0142	01-A	Classic Dental Care	7122 University Av	La Mesa
	18-0143	01-A	University Animal Clinic	7134 University Av	La Mesa
	18-0145	01-A	Howard Feffer	5268 Baltimore Dr	La Mesa
	18-0146	01-A	Louis Levy Jr MD	8881 Fletcher Py	Suite 108 La Mesa
	18-0152	02-A	La Mesa Cardiac Center	5565 Grossmont Center Dr	Suite 455 La Mesa
	18-0153	01-A	Grossmont Orthopedics	5565 Grossmont Center Dr	La Mesa
	18-0154	01-A	G S Matosian Dental Corp	5565 Grossmont Center Dr	Suite 1229 La Mesa
18-0156	01-A	Jerry M Fabrikant DPM	5565 Grossmont Center Dr	Suite 1353 La Mesa	
18-0157	01-A	Vernon T K Au DDS	5340 Jackson Dr	La Mesa	
18-0158	01-A	Lake Murray Village Vet Clinic	5644 Lake Murray Bl	La Mesa	
18-0159	02-A	La Mesa Family Dental	5652 Lake Murray Bl	La Mesa	
18-0160	01-A	Vision Chiropractic	7877 Parkway Dr	La Mesa	
18-0161	01-A	Readicare Center	8090 Parkway Dr	La Mesa	
18-0162	01-A	Parkway Pet Hospital	8200 Parkway Dr	La Mesa	
18-0173	02-A	Larry R Pawl DMD	7339 El Cajon Bl	Suite F La Mesa	
18-0187	01-A	La Mesa Chiropractic	7170 University Av	La Mesa	
18-0192	01-A	Frederick W Lindblam DDS	5153 Jackson Dr	La Mesa	
18-0198	01-A	Ronald S Lessem DDS	4990 70th St	Space A La Mesa	
18-0201	01-A	La Mesa Family Dental Group	5680 Lake Murray Bl	Suite B La Mesa	
18-0203	01-A	Dr Federico J Tiznado DDS	7877 Parkway Dr	Suite 2B La Mesa	
18-0204	01-A	Caruthers Chiropractic	5360 Jackson Dr	Suite 116 La Mesa	
18-0209	01-A	Karen Anderson DPM	5565 Grossmont Center Dr	Suite 152 La Mesa	

Film Processors Subject to Best Management Practices, Treatment Plant 1

Report run on: January 6, 2012 4:38 PM

Page 15

Class	Facility	Permit	Name		Address				City
2F	18-0210	01-A	Lake Murray Dental Group	5308	Lake Murray	BI	Suite	C	La Mesa
	18-0212	01-A	Alan M Coffin DDS	5308	Lake Murray	BI	Suite	B	La Mesa
	18-0213	01-A	Michael K Gavin DDS	5308	Lake Murray	BI	Suite	E	La Mesa
	18-0214	01-A	Jerry T Herring DDS	5308	Lake Murray	BI	Suite	D	La Mesa
	19-0199	00-A	Picture People	3030	Plaza Bonita	Rd	Suite	2232	National City
	19-0239	01-A	David M Graham MD	305	8th	St			National City
	19-0242	02-A	My Dentists	1341	8th	E St			National City
	19-0243	01-A	South Coast Medical Clinic	408	8th	St			National City
	19-0244	01-A	A Avenue Dental	705	A	Av			National City
	19-0246	01-A	Sweetwater Union High School	2900	Highland	Av			National City
	19-0248	01-A	Rofolfo H Picazo DDS	1436	Highland	Av			National City
	19-0249	01-A	Waiel Y Putrus DDS	2004	Highland	Av			National City
	19-0250	01-A	John Dimaccio DDS	903	Highland	Av			National City
	19-0252	01-A	Sam K Parsi DDS	2010	Highland	Av			National City
	19-0254	02-A	Family Dentistry	1127	Highland	Av			National City
	19-0256	02-A	Dentistry of Old Town	1615	Plaza	BI	Suite	100	National City
	19-0257	02-A	Plaza Boulevard Animal Hospital	2415	Plaza	E BI			National City
	19-0261	02-A	Town & Country Dental	1536	Sweetwater	Rd	Suite	E	National City
	19-0262	01-A	Ben Antioquia DDS	1727	Sweetwater	Rd			National City
	19-0274	02-A	Longs Drug Store # 9783	1734	Sweetwater	Rd			National City
	19-0310	01-A	Walgreens # 7869	885	Euclid	Av			National City
	19-0314	01-A	Marilyn Agbuya DDS	1430	Plaza	E BI	Suite	E9	National City
	19-0315	01-A	CVS Pharmacy # 9138	1201	Plaza	E BI			National City
	19-0316	01-A	Emilia Hernandez Dental Office	1483	Plaza	E BI			National City
	19-0317	01-A	XDI Medical Diagnostic Imaging	404	Mile of Cars	Wy	Unit	D	National City
	19-0319	01-A	Western Dental	1539	Plaza	E BI			National City
	19-0321	01-A	Dr Richard Grant	2240	Plaza	E BI			National City
	19-0324	01-A	Dr Moore Dental Office	3110	Plaza	S BI			National City
	19-0325	01-A	Salvanera Dental Office	1035	Harbison	S Av			National City
	19-0331	01-A	Myrna N Sabino DMD	2340	8th	E St	Suite	B	National City
	19-0333	01-A	New Image Dentistry	2340	8th	E St	Suite	H	National City
	19-0334	01-A	South Bay Family Dental Center	2	Euclid	N Av			National City
	19-0335	01-A	Highland Dental	51	Highland	N Av	Suite	F	National City
	19-0344	01-A	Ferdinand Tuazon DDS	1235	8th	E St			National City
	19-0345	01-A	Aurea B & Arleen Crisostomo DDS	905	8th	E St			National City
	19-0346	01-A	South Coast Dental	400	Mile Of Cars	Wy	Suite	A	National City
	19-0347	01-A	Jane S Galang	1415	8th	E St	Suite	Z	National City
	19-0356	01-A	Purita B Ebbay DMD Inc	1105	Plaza	E BI	Suite	C	National City
	19-0357	01-A	Tooth Fairy Dental Group	340	8th	E St	Suite	A	National City
	20-0031	01-A	Wal-Mart 1 Hr Photo Lab	13425	Community	Rd			Poway
	20-0076	01-A	Poway High School	15500	Espola	Rd			Poway
	20-0077	02-A	Pomerado Orthopedic Specialist	12630	Monte Vista	Rd	Suite	105	Poway
	20-0079	02-A	Ham Sang Wong DDS	12855	Pomerado	Rd	Suite	A	Poway
	20-0081	02-A	Bruce W Johnson DMD	15835	Pomerado	Rd	Suite	402	Poway
	20-0083	01-A	S Chandler DMD Pro Dental Cor	15835	Pomerado	Rd	Suite	202	Poway
20-0084	02-A	Roxana Mashoon DDS	15835	Pomerado	Rd	Suite	201	Poway	
20-0086	01-A	William Racicot DDS	13029	Pomerado	Rd	Suite	B	Poway	

Film Processors Subject to Best Management Practices, Treatment Plant 1

Report run on: January 6, 2012 4:38 PM

Page 16

Class	Facility	Permit	Name		Address			City
2F	20-0087	01-A	Nina Mojaver DMD	15835	Pomerado	Rd	Suite 101	Poway
	20-0091	01-A	Marshall's Dental Center	15706	Pomerado	Rd		Poway
	20-0094	01-A	Wiederrich Chiropractic Clinic	14103	Poway	Rd		Poway
	20-0096	01-A	Donna S Mcaferty DDS Inc	12511	Poway	Rd	Suite B	Poway
	20-0100	01-A	R E Rheinhardt DDS	13362	Poway	Rd		Poway
	20-0104	01-A	Marissa Tayag Dental Office	12222	Poway	Rd	Suite 6	Poway
	20-0106	01-A	Rancho Bernardo Printing Inc	12267	N Crosthwaite	Cr		Poway
	20-0110	02-A	CVS Pharmacy # 9105	12358	Poway	Rd		Poway
	20-0129	01-A	Printex Inc	12113	Kirkham	Rd		Poway
	20-0178	01-A	Costco Wholesale # 775	12155	Tech Center	Dr		Poway
	20-0229	01-A	Derek Hyun Dental Corp	13025	Pomerado	Rd		Poway
	21-0082	03-A	Costco Wholesale Photo Lab	101	Town Center	Py		Santee
	21-0140	01-A	Larson-Metercraft Inc	9356	Wheatlands	Av		Santee
	21-0210	01-A	Santee Family Practice Medical Group	10158	Buena Vista	Av		Santee
	21-0211	01-A	Gerald Sisson DDS	8964	Carlton Hills	Bl		Santee
	21-0215	02-A	Nicholas Thacker DDS	8770	Cuyamaca	St	Suite 1	Santee
	21-0221	01-A	Santana High School	9915	Magnolia	Av		Santee
	21-0222	02-A	Mast Blvd Pet Hospital	9740	Magnolia	Av		Santee
	21-0223	01-A	Byron P Cosgrove DDS	9850	Magnolia	Av		Santee
	21-0224	01-A	West Hills High School	8756	Mast	Bl		Santee
	21-0225	01-A	Lasting Impressions	10366	Mission Gorge	Rd		Santee
	21-0226	01-A	Healthsouth Santee	9745	Prospect	Av	Suite 100	Santee
	21-0228	01-A	Santee Dental Group	235	Town Center	Py	Suite D	Santee
	21-0233	01-A	Family Dentistry	10769	Woodside	Dr		Santee
	21-0290	01-A	CVS Pharmacy # 9145	9730	Mission Gorge	Rd		Santee
	21-0293	01-A	Daniel M Kleiner DPM	10201	Mission Gorge	Rd		Santee
	22-0041	01-A	Kevin Swartzberg DDS	3050	Main	St		Lemon Grove
	22-0047	01-A	Stoddard Chiropractic Office	7366	Broadway		Suite C	Lemon Grove
	22-0049	02-A	San Diego Pet Hospital	7368	Broadway		Suite A	Lemon Grove
	22-0054	01-A	Lemon Grove Veterinary Hospital	7572	North	Av		Lemon Grove
	22-0055	02-A	CVS Pharmacy # 9112	7100	Broadway			Lemon Grove
	32-0003	01-A	Rite Aid	1665	Alpine	Bl		Alpine
	32-0012	01-A	Country Pet Clinic	2525	Alpine	Bl		Alpine
	33-0041	01-A	Albertsons # 6738	9560	Winter Gardens	Bl		Lakeside
	34-0062	02-A	Denise Zendejas DDS	9150	Campo	Rd		Spring Valley
34-0085	01-A	Publicia Press LTd	2737	Via Orange	Wy	Suite 108	Spring Valley	
741								

CHAPTER 4 - ENFORCEMENT

4.1 INTRODUCTION

The Metropolitan Industrial Wastewater Control Program (IWCP) has the primary objectives of bringing permittees into compliance with applicable Federal Pretreatment Standards and requirements, and controlling and reducing mass emissions of industrial pollutants to the sewer. As provided in its Enforcement Response Plan and the City of San Diego Municipal Code, the Program has a broad range of enforcement mechanisms available, including the recovery of administrative and supplemental monitoring costs related to violation identification and processing; Notices of Violation; Compliance or Penalty Orders; publication of the annual List of Facilities in Significant Non-Compliance; and permit revocations and suspensions.

The enforcement section implements the program's approved Enforcement Response Plan (ERP) for violations identified through monitoring at designated sample points. When a permittee violates a discharge limit, enforcement action is initiated, including issuance of a Notice of Violation (NOV) and scheduling of additional sampling. The industry is billed to recover violation sampling and NOV administrative costs. Subsequent non-compliance results in escalating enforcement, which may include issuance of a Compliance Order requiring corrective measures and compliance by a proscribed date. Following a Compliance Order, the Program will issue an Administrative Penalty Order to recover, at a minimum, any economic benefit accrued to the violator as a result of non-compliance; the economic benefit is calculated using EPA's BEN program. Additionally, the Program is authorized to seek administrative civil penalties. All compliance schedules resulting from violations of pretreatment standards are issued in Administrative Compliance Orders. Violators that do not achieve and maintain compliance through the Administrative Notice and Order procedure are referred to the court system for civil or criminal prosecution. Enforcement procedures are detailed in the Program's Enforcement Response Plan, copies of which are available to the public.

4.2 ANNUAL SIU COMPLIANCE STATISTICS

The Program assesses the compliance status of its inventory of significant industrial users (SIUs) according to the criteria set forth in NPDES Permit No CA 0107409, Order No R9-2002-0025, Part D.4a, pages 36 and 37 and NPDES Permit No CA 0109045, Order No R9-2009-0001, pages 43 - 46. These criteria include identification of all SIUs in significant non-compliance (SNC), as defined in the federal regulations at 40 CFR 403.8(f)(2)(viii). Table 4.2-1 presents a summary of annual SIU compliance status determinations. The Program is required to meet a minimum standard of no more than 15% of SIUs in SNC for the calendar year. As provided in the Pt Loma NPDES permit, SIUs who have been issued Administrative Penalty Orders are not included in determining compliance with the 15 % SNC standard.

**Table 4.2-1
COMPLIANCE STATUS SUMMARY FOR
SIGNIFICANT INDUSTRIAL USERS**

Status	NUMBER OF PERMITTED OUTFALLS									
	2002	2003	2004	2005	2006	2007	2008	2009	2010	2011
Consistent Compliance	91	75	74	76	79	92	83	85	112	104
Inconsistent Compliance	25	30	30	26	27	16	21	18	9	10
Significant Non-Compliance	9	12	11	8	7	14	12	10	4	8
Total	125	117	115	110	113	122	116	113	125	122

In CY2011 a total of 94 SIUs were monitored at 156 sampling locations constituting 122 outfalls. Eight (8) outfalls at eight (8) SIU facilities were found to be in SNC and no Administrative Penalty Orders were issued in 2011. **The resulting non-compliance rate for 2011 is 6.6 % (8 of 122 outfalls).** For the year, SIUs were in full compliance (no violations) with discharge standards and requirements at 85 % of the permitted outfalls.

4.3 ANNUAL SIU COMPLIANCE STATUS REPORT

The Annual SIU Compliance Status Report for CY2011 is presented as Report 4.3-1 at the end of this section. Report 4.3-1 lists the industry name, address, permit number, permit class; industrial flow by connection; violation dates and descriptions, if applicable; discharge standard and period, and actual value resulting in the violation; whether the violation exceeded the TRC; and whether the industry has been in Significant Non-Compliance (SNC) at any time during the year.

4.4 PUBLICATION OF INDUSTRIES IN SNC

Public participation provisions of the Federal Pretreatment Regulations require that industries found to be in Significant Non-Compliance at any time during the previous calendar year be published in a newspaper of general circulation that provides meaningful public notice within the jurisdiction(s) served by the POTW. Each spring, the program publishes the annual Notice of Significant Non-Compliance in the San Diego edition of the Union Tribune. The notice for CY2011 follows:

Table 4.4-1 NOTICE OF SIGNIFICANT NON-COMPLIANCE WITH SEWER DISCHARGE REQUIREMENTS		
NOTICE is hereby given that in CY2011, the following industries were found to be in Significant Non-Compliance (SNC) for exceeding applicable discharge limits or failing to meet reporting requirements, based on statistical criteria established by EPA and set forth at 40 CFR 403.8(f)(2)(viii). For additional information contact Barbara Sharatz, Program Manager, Metropolitan Industrial Wastewater Control Program, (858) 654-4106.		
INDUSTRY	ADDRESS	POLLUTANT/OTHER
Compucraft Industries Inc	8787 Olive Ln, Santee	report late > 45 days
Curtis Technology Inc	11391 Sorrento Valley Rd, San Diego	zinc ¹
Doncasters GCE Industries	1891 Nirvana Ave, Chula Vista	silver
Southern California Plating Co	3261 National Ave, San Diego	copper ¹ , nickel, zinc ¹
Spec-Built Systems Inc	2150 Michael Faraday Dr, San Diego	zinc ¹
Triumph Fabrications San Diego	203 N Johnson Ave, El Cajon	copper ¹
Naval Base San Diego	32 nd St @ Harbor Dr, San Diego	oil and grease ¹
Valley Metals	13125 Gregg St, Poway	fluoride

¹ SNC due to a single sample in violation for the pollutant listed

4.5 NON-COMPLIANCE FEES / PENALTIES

Non-compliance fees and administrative penalties collected during the past ten years are summarized in Table 4.5-1 below.

Table 4.5-1 NON-COMPLIANCE FEES AND PENALTIES SUMMARY										
Action	2002 SIU/ non-SIU	2003 SIU/ non-SIU	2004 SIU/ non-SIU	2005 SIU/ non-SIU	2006 SIU/ non-SIU	2007 SIU/ non-SIU	2008 SIU/ non-SIU	2009 SIU/ non-SIU	2010 SIU/ non-SIU	2011 SIU/ non-SIU
NOV Fees (\$)	16,600 / 5,950	25,875/ 12,900	8,900/ 13,575	17,975/ 13,025	17,875/ 8,675	17,234/ 9,750	19,721/ 9,525	15,286/ 8,625	11,100/ 7,525	11,853/ 10,475
Civil (\$) Penalties Collected	0	0	0	116,900	79,707	0	118,747	0	0	0
Civil (\$) Penalties Assessed	0	0	88,979	116,900	79,707	171,950	150,447	0	0	0
Civil (\$) Penalties Offset	0	0	0	0	0	0	203,650	0	0	0

4.6 ENFORCEMENT ACTIONS BY TYPE

Compliance Inspections: In order to investigate non-compliance, determine required or recommended corrective actions, and/or evaluate the progress of permittees operating under Compliance Orders or specific permit requirements or schedules, program inspectors conduct non-routine compliance inspections. The program did not conduct any non-routine compliance inspections in CY2011.

Notices of Violation - Administrative Fees: A Notice of Violation (NOV) is a written notification from the Program of specific violations of discharge limits or requirements that have occurred. Simultaneously, the discharger is invoiced for fees to cover costs associated with administering the NOV. The NOV requires the permittee to take corrective actions. Supplemental violation monitoring is performed by the Program's analytical laboratory within 30 days of becoming aware of the violation, and the cost of the extra sampling and analyses is billed to the violator. For CY2011, a total of 288 NOVs were issued to categorical and non-categorical permittees, and \$ 22,328 in related administrative fees was billed.

Compliance Orders: Compliance Orders (CO) are issued to permit violators for the purpose of imposing schedules, requiring pretreatment installation, or mandating other measures needed in order to achieve and maintain permit compliance. The Program did not issue any COs in CY2011.

Table 4.6-1: Compliance Orders			
Industry Name	Facility #	Order #	Date Issued
None			

Administrative Penalties and Other Fees: Pursuant to the authority of Municipal Code Chapter I, Article 2, Sections 12.0801 - 12.0810, the Program may issue Administrative Orders and Penalties. The Program did not issue any Administrative Penalty Orders in CY2011:

Table 4.6-2: Administrative Penalty Orders			
Industry Name	Facility #	Order #	Date Issued
None			

Civil / Criminal Referral to Prosecuting Agencies: When a permittee intentionally or negligently violates any provision of the Municipal Code, permit conditions, or discharge limits, the Program may refer the matter to the City or District Attorneys for investigation and possible action. The Program did not make any civil or criminal referrals in CY2011.

4.7 ENFORCEMENT SUMMARIES

4.7-1: Summary of Program Enforcement Actions

Table 4.7-1 ENFORCEMENT ACTIONS SUMMARY										
Action	2002 SIU / non- SIU	2003 SIU / non- SIU	2004 SIU / non- SIU	2005 SIU / non- SIU	2006 SIU / non- SIU	2007 SIU / non- SIU	2008 SIU / non- SIU	2009 SIU / non- SIU	2010 SIU / non- SIU	2011 SIU / non- SIU
NOV	201 / 80	289/ 162	327/ 183	226/ 163	204/ 114	184/ 126	223/ 111	172/ 121	162/ 113	154/ 134
Supplemental Monitoring	55 / 7	156 / 16	129 / 37	96 / 8	89 / 11	96 / 20	98 / 18	53 / 11	39 / 4	36 / 12
Compliance Order	1	4	0	1	0	3	0	0	0	0
Administrative Penalty Order	0	0	1	2	1	1	1	0	0	0
Permit Revocation	0	0	0	0	0	0	0	0	0	0
Civil/Criminal Referral	0 / 1	1 / 1	0	1	0	0	0	0	0	0
Published for SNC	8	12	11	8	7	14	12	9	4	8

4.7-2: SIU Enforcement Actions Initiated, Continued, or Finalized in CY2011

Compucraft Industries, Inc; IU# 21-0252

This aerospace manufacturer discharges around 20 gpd to connection 110 from passivation and titanium etching operations after pH neutralization. An additional 8 gpd from area wash down, tumbling, and water jet cutting operations in the fabrication area is discharged to connection 120 without treatment. The IU is required to self monitor quarterly at both locations and also to certify semi-annually that its chem-filming and dichromate sealing operations are zero discharge. The IU submitted its Self-Monitoring Reports (SMRs) due January 15, 2011 for connections 110 and 120 on March 10, 2011 (54 days late), its connection 100 Zero Discharge Certification due January 15, 2011 on March 23, 2011 (67 days late), and the connection 110 and 120 SMRs due April 15, 2011 on June 13, 2011 (59 days late), and was therefore in SNC for late reporting in the 1st and 2nd quarters. NOV's were issued for the violations and the IU submitted the SMRs due July 15, 2011, October 15, 2011, and January 15, 2012 on time. No further enforcement actions are planned.

Curtis Technology Inc; IU# 02-0505

This manufacturer of electronic lead frames and scientific glass products discharges around 5 gpd to connection 100 from photoresist rinsing and post cleaning operations after pH neutralization and settling. A single monthly average violation for zinc in September 2011 resulted in SNC status for the 3rd and 4th quarters. In response to the NOV issued, the IU indicated it believes a zinc containing compound fell inadvertently into the uncovered floor sink. To prevent recurrence the drain was cleaned and a permanent cover installed. The 3 subsequent monitoring events (2 by the program) demonstrated compliance and no further enforcement actions are planned.

Doncasters GCE Industries; IU# 13-0115

This sheet metal fabricator of components for stationary turbine power units discharged about 250 gpd to connections 330 and 410 from dye penetrant testing, vibratory cleaning, and water jet cutting when the violations occurred. At connection 330, daily maximum and monthly average violations for silver in April and June resulted in SNC status for the six-month period ending with the 2nd quarter of 2011. NOV's were issued for the violations and additional program monitoring has been scheduled. In response the IU replaced its silver recovery system and began conducting periodic silver checks of the system. All 10 subsequent samples collected (7 by the program) in 2011 and January 2012 demonstrated compliance. No further enforcement actions are planned.

Southern California Plating Company; IU# 11-0024

This job shop discharges around 1300 gpd from its metal finishing operations after pretreatment. Monthly average violations for nickel in April, June, and August 2010 resulted in SNC status for the six-month periods ending in the 2nd and 3rd quarters. A single monthly average violation for cyanide in December 2010 resulted in SNC status for the 4th quarter. The IU attributed the nickel violations to a faulty waste treatment system mixer and sensor, which were replaced by their system representative. Three subsequent samples collected (2 by the program) in 2010 demonstrated compliance with the nickel limit; however, the last program sample of the year exceeded the cyanide monthly average limit. The IU responded it was unable to identify a source and asserted cyanide is not present in any chemicals used in the processes. All 10

monitoring events for cyanide (8 by the program) in the first half of 2011 demonstrated compliance with the cyanide limit; however, in April and June 2011 there were additional daily maximum and monthly average violations for nickel that result in SNC status for the 3rd quarter. The IU addressed these new violations by replacing a malfunctioning treatment system chemical feed meter in early June 2011. NOVs were issued and the 3 subsequent monitoring events (2 by the program) demonstrated compliance. Additional program monitoring will continue into 2012 to determine whether the IU needs to take further corrective actions to achieve consistent compliance.

Spec-Built Systems Inc; IU# 12-0202

This metal finisher performs iron phosphating on maritime cabinets and shelves. In 2008 the IU began reusing its rinsewater and batch discharging after settling at a frequency of once each quarter, equivalent to about 25 gpd. After demonstrating compliance since June 2009, a single monthly average violation for zinc in October 2011 resulted in SNC status for the 4th quarter. An NOV was issued and the IU's response and next discharge is still outstanding. Thus additional program monitoring will continue into 2012 to determine whether the IU needs to take further corrective actions to achieve consistent compliance.

Triumph Fabrications San Diego; IU # 16-0529

This aerospace components manufacturer batch discharges about 150 gpd from its core metal finishing process to connection 110 after pretreatment, and another 75 gpd intermittently from associated processes including several small dye penetrant inspection stations to other sampling points. A single self monitoring sample in September 2011 at connection 110 resulted in violations of the daily maximum and monthly average limits for copper and resulted in SNC status for the 3rd quarter. NOVs were issued and the IU indicated it will improve its housekeeping practices and monitor for copper prior to discharge to prevent a recurrence. The 3 subsequent monitoring events (1 by the program) demonstrated compliance and no further enforcement actions are planned.

USN; Naval Station San Diego; IU # 11-0016

A single sample in violation for oil and grease in April resulted in SNC status for the second quarter of 2011. The IU's investigation of the waste streams (75,000 gpd from ships) discharging through Connection 830 at the time of the violation yielded no definitive cause(s). An NOV was issued and all 4 subsequent samples collected by the program in 2011 demonstrated compliance. No further enforcement actions are planned.

Valley Metals; IU # 20-0108

This manufacturer of precision welded tubing discharges about 1400 gpd and is regulated under nonferrous metals forming and metal finishing categorical standards. At connection 110, monthly average violations for fluoride in September and November 2011 resulted in SNC status for the 3rd and 4th quarter. NOVs were issued and the IU has attributed the violations to 1) operator error that allowed the hose used to empty/refill the nitric acid/ammonium bi-fluoride etch tank to drain to a floor drain by-passing the pre-treatment system, and 2) failure to replace the lime slurry used in the pre-treatment system to remove fluoride. IU states it reviewed the procedure with the operator and the lime slurry has been replaced. The single subsequent monitoring event by the program has demonstrated compliance; additional program monitoring will continue into 2012 to determine whether the IU needs to take further corrective actions to

achieve consistent compliance.

4.8 POLLUTION PREVENTION PLANS

During CY 2011, no industries were required to prepare and / or implement pollution prevention plans under the provisions of CA SB709 and SB2165.

Annual SIU Compliance Status Report

01-Jan-2011 through 31-Dec-2011

SIU Name	IU#	Class	IW Disch	SNC?	[If Yes, Why]	Conn	Violation Date	Description/Parameter	Value	Limit	Period	Cat	TRC
A to Z Metal Finishing	03-0920	1	335	No		NA							
9352 Cabot Dr, San Diego													
AP Precision Metals	12-0144	1	264	No		NA							
1215 30th St, San Diego													
ATK Space Systems	03-0115	1	240	No		NA							
9617 Distribution Av, San Diego													
Action Powder Coating LLC	03-0717	1	1213	No		110	01-Feb-11	Zinc, Total	1.68	1.48	MO	F	N
7949 Stromesa Ct Suite D, San Diego						110	23-Feb-11	Cadmium, Total	.1				N
						110	23-Feb-11	Lead, Total	.5				N
						110	23-Feb-11	Silver, Total	.5				N
						110	20-Apr-11	SMR Incomplete					
Allermed Laboratories Inc	05-0684	1	100	No		NA							
7203 Convoy Ct, San Diego													
Alsco Inc	09-0001	3	73436	No		100	29-Apr-11	SMR Incomplete					
705 W Grape St, San Diego						100	27-Sep-11	SMR Incomplete					
						100	16-Feb-12	SMR Incomplete					
Angelica Textile Services	11-0032	3	148707	No		NA							
3939 Market St, San Diego													
Anocote Metal Finishing	03-1017	1	94	No		NA							
7550 Trade St, San Diego													

Annual SIU Compliance Status Report

01-Jan-2011 through 31-Dec-2011

SIU Name	IU#	Class	IW Disch	SNC?	[If Yes, Why]	Conn	Violation Date	Description/Parameter	Value	Limit	Period	Cat	TRC
CP Kelco 2025 E Harbor Dr, San Diego	11-0444	2	673257	No		800	18-Jan-11	SMR Incomplete					
						800	13-Jul-11	Sulfides, Dissolved	6	1	DM	L	Y
						800	28-Nov-11	Sulfides, Dissolved	11	1	DM	L	Y
Cantare Foods Inc 7651 Saint Andrews Av, San Diego	12-0212	3	26210	No		100	18-Jan-11	SMR Incomplete					
						100	19-Jan-11	SMR Incomplete					
						100	31-Jan-11	pH-Instantaneous	4.2	5-12.5	DM	L	N
						100	01-Feb-11	SMR Incomplete					
						100	28-Feb-11	SMR Incomplete					
						210	18-Jan-11	SMR Incomplete					
						210	08-Feb-11	SMR Incomplete					
210	28-Feb-11	SMR Incomplete											
Chromalloy San Diego 1071 Industrial Pl, El Cajon	16-0209	1	229	No		NA							
Cintas Corporation 675 32nd St, San Diego	11-0189	2	26594	No		110	24-Jan-11	Oil and grease, Total	864	500	DM	L	Y
						110	18-Apr-11	Oil and grease, Total	694	500	DM	L	N
						110	19-Apr-11	Oil and grease, Total	758	500	DM	L	Y
						110	10-May-11	Oil and grease, Total	639	500	DM	L	N
						110	20-Jun-11	Oil and grease, Total	603	500	DM	L	N
Circle Foods LLC 8411 Siempre Viva Rd, San Diego	12-0220	3	30000	No		110	28-Sep-11	SMR Late - written notice					
Coating Services Group LLC 11649 Riverside Dr Suite 139, Lakeside	33-0044	1	37	No		NA							
Coca-Cola Bottling Company of Southern California 1348 47th St, San Diego	10-0018	3	56022	No		120	24-Aug-11	SMR Late - written notice					
						120	03-Oct-11	SMR Incomplete					
						120	08-Dec-11	SMR Incomplete					
						120	24-Feb-12	SMR Incomplete					

Annual SIU Compliance Status Report

01-Jan-2011 through 31-Dec-2011

SIU Name	IU#	Class	IW Disch	SNC?	[If Yes, Why]	Conn	Violation Date	Description/Parameter	Value	Limit	Period	Cat	TRC
Compucraft Industries Inc 8787 Olive Ln, Santee	21-0252	1	28	Yes	SNC6 - Report Late > 45 days(q1,q2)	100	27-Jan-11	SMR Late - written notice					
						110	27-Jan-11	SMR Late - written notice					
						110	28-Mar-11	SMR Incomplete					
						110	26-Apr-11	SMR Late - written notice					
						110	08-Jul-11	SMR Incomplete					
						120	27-Jan-11	SMR Late - written notice					
						120	28-Mar-11	SMR Incomplete					
						120	26-Apr-11	SMR Late - written notice					
						120	08-Jul-11	SMR Incomplete					
Creative Metal Industries 10039 Prospect Av Suite E, Santee	21-0248	1	60	No		NA							
Cubic Defense Applications Inc 9233 Balboa Av, San Diego	06-0026	1	953	No		170	23-Dec-10	Lead, Total	.5				N
						170	23-Dec-10	Silver, Total	.5				N
						170	01-Feb-11	SMR Incomplete					
Culligan Water Company of San Diego Inc 3515 Olive St, Lemon Grove	22-0039	3	33666	No		NA							
Curtis Technology Inc 11391 Sorrento Valley Rd, San Diego	02-0505	1	4	Yes	SNC2 - TRC (MO): Zn 1/3(q3)	100	01-Sep-11	Zinc, Total	2.07	1.48	MO	F	Y
Doncasters GCE Industries 1891 Nirvana Av, Chula Vista	13-0115	1	878	Yes	SNC2 - TRC (DM): Ag 3/7(q2), (MO): Ag 2/4(q2)	330	01-Apr-11	Silver, Total	.998	.24	MO	F	Y
						330	26-Apr-11	Silver, Total	.998	.43	DM	F	Y
						330	01-Jun-11	Silver, Total	1.25	.24	MO	F	Y
						330	01-Jun-11	Silver, Total	1.42	.43	DM	F	Y
						330	02-Jun-11	Silver, Total	3.58	.43	DM	F	Y
Dynegy South Bay LLC 990 Bay Bl, Chula Vista	13-0279	1	56892	No		NA							

Annual SIU Compliance Status Report

01-Jan-2011 through 31-Dec-2011

SIU Name	IU#	Class	IW Disch	SNC?	[If Yes, Why]	Conn	Violation Date	Description/Parameter	Value	Limit	Period	Cat	TRC
Emerald Textiles LLC 1725 Dornoch Ct, San Diego	12-0065	3	67703	No		NA							
GKN Aerospace Chem- tronics Inc 1150 W Bradley Av, El Cajon	16-0520	1	26826	No		460	01-Aug-11	Zinc, Total	1.58	1.48	MO	F	N
Garvin Industries 316 Millar Av, El Cajon	16-0033	1	65	No		NA							
General Dynamics NASSCO 2798 Harbor Dr, San Diego	11-0051	1	14663	No		NA							
Golden State Metal Finishing 2737 Via Orange Wy, Spring Valley	34-0070	1	300	No		NA							
Hallmark Circuits Inc 13500 Danielson St, Poway	20-0043	1	37202	No		110	26-May-11	pH-highest value	13	12.5	DM	L	N
Hamilton Sundstrand Power Systems 4400 Ruffin Rd, San Diego	06-0267	1	915	No		110	16-Nov-11	SMR Incomplete					
						110	30-Nov-11	SMR Incomplete					
Harcon Precision Metals Inc 1790 Dornoch Ct, San Diego	12-0244	1	286	No		110	18-Jul-11	SMR Incomplete					
Heinz Frozen Foods 7878 Airway Rd, San Diego	12-0154	3	62411	No		NA							

Annual SIU Compliance Status Report

01-Jan-2011 through 31-Dec-2011

SIU Name	IU#	Class	IW Disch	SNC?	[If Yes, Why]	Conn	Violation Date	Description/Parameter	Value	Limit	Period	Cat	TRC
Hotel Del Coronado 1500 Orange Av, Coronado	14-0034	3	31842	No		110	19-Jul-11	SMR Incomplete					
Hydranautics 8270 Miralani Dr, San Diego	03-0408	4		No		NA							
K & R Graphix 3754 Main St Suite A, San Diego	11-0334	1	50	No		NA							
K-Tube Corporation 13400 Kirkham Wy, Poway	20-0122	1	1738	No		NA							
Kyocera America Inc 8611 Balboa Av, San Diego	06-0058	1	43590	No		140	14-Dec-11	pH-lowest value	3.1	5	DM	F	N
L & T Precision Sheet Metal 12105 Kirkham Rd, Poway	20-0109	1	35	No		120	18-Oct-11	SMR Incomplete					
Lemon Grove Plating/Equality Plating Company 8172 Center St, La Mesa	18-0170	1	300	No		110	03-Aug-11	SMR Incomplete					
Major Scientific Industries 3557 Dalbergia St, San Diego	11-0272	1	8	No		NA							
Miller Environmental 2701 North Harbor Dr, San Diego	08-0558	2	34294	No		100	26-Apr-11	SMR Late - written notice					
						100	24-Oct-11	Delinquent Requirement					

Annual SIU Compliance Status Report

01-Jan-2011 through 31-Dec-2011

SIU Name	IU#	Class	IW Disch	SNC?	[If Yes, Why]	Conn	Violation Date	Description/Parameter	Value	Limit	Period	Cat	TRC
Otay Mesa Energy Center LLC 606 De La Fuente Ct, San Diego	36-0001	1	43200	No		NA							
Pacific Gas Turbine Center 7007 Consolidated Wy, San Diego	05-0985	1	189	No		NA							
Pacira Pharmaceuticals Inc 10450 Science Center Dr, San Diego	02-0762	1	3535	No		NA							
Pacira Pharmaceuticals Inc 11011 N Torrey Pines Rd, San Diego	02-0761	1	4847	No		NA							
Pall Filtration & Separations Group Inc 4116 Sorrento Valley Bl, San Diego	02-0332	2	49803	No		NA							
Polese Company Inc 10113 Carroll Canyon Rd, San Diego	03-0722	1	225	No		NA							
PrimaPharm Inc 3443 Tripp Ct, San Diego	02-0439	1	180	No		100	27-Oct-11	SMR Late - written notice					
Prochem Specialty Products 115 E 18th St, National City	19-0282	4C	0	No		NA							

Annual SIU Compliance Status Report

01-Jan-2011 through 31-Dec-2011

SIU Name	IU#	Class	IW Disch	SNC?	[If Yes, Why]	Conn	Violation Date	Description/Parameter	Value	Limit	Period	Cat	TRC
Quantum Design Inc 6325 Lusk Bl, San Diego	02-0485	1	10	No		NA							
RJ Donovan Correctional Facility 480 Alta Rd, San Diego	12-0038	3	50028	No		100	27-Jan-11	SMR Late - written notice					
						100	22-Feb-11	SMR Incomplete					
						100	13-Jul-11	SMR Incomplete					
Rohr Inc dba Goodrich Aerostructures 850 Lagoon Dr, Chula Vista	13-0161	1	21430	No		NA							
Southern California Plating Company Inc 3261 National Av, San Diego	11-0024	1	1300	Yes	SNC1 - Chronic (MO): Ni 2/3(q3); SNC2 - TRC (DM): Ni 3/8(q3) (MO): Cu,Ni,Zn 1/3(q3)	110	01-Apr-11	Copper, Total	2.92	2.07	MO	F	Y
						110	01-Apr-11	Nickel, Total	38.1	2.38	MO	F	Y
						110	01-Apr-11	Zinc, Total	2.61	1.48	MO	F	Y
						110	19-Apr-11	Nickel, Total	39.7	3.98	DM	F	Y
						110	19-Apr-11	Zinc, Total	2.85	2.61	DM	F	N
						110	20-Apr-11	Nickel, Total	36.4	3.98	DM	F	Y
						110	01-Jun-11	Nickel, Total	2.46	2.38	MO	F	N
						110	01-Jun-11	Nickel, Total	5.84	3.98	DM	F	Y
						110	23-Feb-12	SMR Incomplete					
Spec-Built Systems Inc 2150 Michael Faraday Dr, San Diego	12-0202	1	26	Yes	SNC2 - TRC (MO): Zn 1/2(q4)	110	28-Jan-11	SMR Incomplete					
						110	01-Oct-11	Zinc, Total	1.84	1.48	MO	F	Y
						110	16-Nov-11	SMR Incomplete					
Suneva Medical Inc 5870 Pacific Center Bl, San Diego	02-0518	1	1790	No		110	01-Apr-11	Acetone - 40CFR136.3 Table 1F	8750	8200	MO	F	N
						110	26-Apr-11	pH-Instantaneous	4.9	5-12.5	DM	L	N
						110	03-May-11	pH-Instantaneous	3.37	5-12.5	DM	L	N
						110	11-Jul-11	SMR Incomplete - failed notify in 24 hrs					
						110	11-Jul-11	SMR Incomplete - failed to resample					
						110	01-Sep-11	Acetone - 40CFR136.3 Table 1F	9400	8200	MO	F	N
						110	02-Nov-11	SMR Incomplete					

Annual SIU Compliance Status Report

01-Jan-2011 through 31-Dec-2011

SIU Name	IU#	Class	IW Disch	SNC?	[If Yes, Why]	Conn	Violation Date	Description/Parameter	Value	Limit	Period	Cat	TRC
TTM Printed Circuit Group Inc 5037 Ruffner St, San Diego	05-0997	1	6861	No		220	21-Jul-11	SMR Late - written notice					
						221	21-Jul-11	SMR Late - written notice					
						222	21-Jul-11	SMR Late - written notice					
						230	21-Jul-11	SMR Late - written notice					
The Argen Corporation 5855 Oberlin Dr, San Diego	02-0582	1	234	No		NA							
Triumph Fabrications - San Diego 203 N Johnson Av, El Cajon	16-0529	1	232	Yes	SNC2 - TRC (MO): Cu 1/3(q3)	110	01-Sep-11	Copper, Total	2.79	2.07	MO	F	Y
						110	27-Sep-11	Copper, Total	5.57	3.38	DM	F	Y
						110	24-Oct-11	SMR Incomplete - failed to resample					
USN;Marine Corp Air Station Miramar 45249 Miramar Wy, San Diego	05-1019	2	19607	No		NA							
USN;Naval Base Coronado - NASNI 678 McCain Bl, San Diego	08-0018	1	42291	No		NA							
USN;Naval Base San Diego 32nd St @ Harbor Dr, San Diego	11-0016	2	10095	Yes	SNC2 - TRC (DM): O/G 1/1(q2)	830	11-Apr-11	Oil and grease, Total	1000	500	DM	L	Y
UT; 15th Island LLC 1489 Island Av, San Diego	11-0547	2	144000	No		100	26-Apr-11	SMR Late - written notice					
						100	24-Aug-11	SMR Late - written notice					
UT; Ami Adini & Associates Inc 77 Broadway, Chula Vista	13-0466	2	900	No		NA							

Annual SIU Compliance Status Report

01-Jan-2011 through 31-Dec-2011

SIU Name	IU#	Class	IW Disch	SNC?	[If Yes, Why]	Conn	Violation Date	Description/Parameter	Value	Limit	Period	Cat	TRC
UT; BRH Garver West Inc 0000 Hollister&Starburst, San Diego	12-0245	3	360000	No		100	29-Jun-11	SMR Late - written notice					
						100	24-Aug-11	SMR Late - written notice					
UT; Buy-Rite Gas 1330 3rd Av, Chula Vista	13-0454	2	96	No		100	28-Sep-11	SMR Late - written notice					
						100	24-Oct-11	SMR Incomplete					
						100	16-Feb-12	SMR Incomplete					
UT; CalClean Inc 3860 Old Town Av, San Diego	09-0943	2	14400	No		NA							
UT; Chevron Environmental Management Company 903 Broadway, Chula Vista	13-0447	2	6170	No		NA							

Annual SIU Compliance Status Report

01-Jan-2011 through 31-Dec-2011

SIU Name	IU#	Class	IW Disch	SNC?	[If Yes, Why]	Conn	Violation Date	Description/Parameter	Value	Limit	Period	Cat	TRC
UT; City of San Diego - Storm Water Dept 111 W Harbor Dr, San Diego	11-0534	3	400960	No		110	24-Jan-11	SMR Incomplete					
						110	31-Jan-11	Minimum gals/min thru meter when discharging	80	105	DM	L	N
						110	31-Jul-11	Minimum gals/min thru meter when discharging	77	105	DM	L	N
						110	31-Aug-11	Minimum gals/min thru meter when discharging	81	105	DM	L	N
						110	30-Sep-11	Minimum gals/min thru meter when discharging	89	105	DM	L	N
						110	31-Oct-11	Minimum gals/min thru meter when discharging	98	105	DM	L	N
						110	30-Nov-11	Minimum gals/min thru meter when discharging	73	105	DM	L	N
						110	31-Dec-11	Minimum gals/min thru meter when discharging	101	105	DM	L	N
						120	24-Jan-11	SMR Incomplete					
						120	31-Jan-11	Minimum gals/min thru meter when discharging	80	105	DM	L	N
						120	31-Mar-11	Minimum gals/min thru meter when discharging	101	105	DM	L	N
						120	31-May-11	Minimum gals/min thru meter when discharging	81	105	DM	L	N
						120	30-Jun-11	Minimum gals/min thru meter when discharging	79	105	DM	L	N
						120	31-Jul-11	Minimum gals/min thru meter when discharging	78	105	DM	L	N
						120	31-Aug-11	Minimum gals/min thru meter when discharging	71	105	DM	L	N
						120	30-Sep-11	Minimum gals/min thru meter when discharging	64	105	DM	L	N
						120	31-Oct-11	Minimum gals/min thru meter when discharging	54	105	DM	L	N
						120	30-Nov-11	Minimum gals/min thru meter when discharging	66	105	DM	L	N
						120	31-Dec-11	Minimum gals/min thru meter when discharging	75	105	DM	L	N

Annual SIU Compliance Status Report

01-Jan-2011 through 31-Dec-2011

SIU Name	IU#	Class	IW Disch	SNC?	[If Yes, Why]	Conn	Violation Date	Description/Parameter	Value	Limit	Period	Cat	TRC	
UT; City of San Diego - Storm Water Dept 111 W Harbor Dr, San Diego	11-0534	3	400960	No			210	24-Jan-11	SMR Incomplete					
							210	31-Jan-11	Minimum gals/min thru meter when discharging	80	105	DM	L	N
							210	31-Mar-11	Minimum gals/min thru meter when discharging	102	105	DM	L	N
							210	31-May-11	Minimum gals/min thru meter when discharging	97	105	DM	L	N
							210	30-Sep-11	Minimum gals/min thru meter when discharging	100	105	DM	L	N
							210	31-Oct-11	Minimum gals/min thru meter when discharging	47	105	DM	L	N
							220	24-Jan-11	SMR Incomplete					
							220	31-Jan-11	Minimum gals/min thru meter when discharging	80	105	DM	L	N
							220	31-May-11	Minimum gals/min thru meter when discharging	94	105	DM	L	N
							220	30-Jun-11	Minimum gals/min thru meter when discharging	102	105	DM	L	N
							220	30-Sep-11	Minimum gals/min thru meter when discharging	65	105	DM	L	N
							220	31-Oct-11	Minimum gals/min thru meter when discharging	98	105	DM	L	N
							220	30-Nov-11	Minimum gals/min thru meter when discharging	97	105	DM	L	N
							220	31-Dec-11	Minimum gals/min thru meter when discharging	102	105	DM	L	N
UT; ExxonMobil Oil Corporation 3861 Governor Dr, San Diego	05-1081	2	840	No		NA								
UT; Frey Environmental Inc 5345 Overland Av, San Diego	06-0595	2	107	No		100	01-Feb-11	SMR Incomplete						

Annual SIU Compliance Status Report

01-Jan-2011 through 31-Dec-2011

SIU Name	IU#	Class	IW Disch	SNC?	[If Yes, Why]	Conn	Violation Date	Description/Parameter	Value	Limit	Period	Cat	TRC
UT; G & M Oil Company Station # 45 3774 Main St, San Diego	11-0539	2	8640	No		100	24-Mar-11	Minimum gals/min thru meter when discharging	.01	1	DM	L	N
							18-Nov-11	SMR Incomplete					
							22-Nov-11	SMR Incomplete					
							30-Nov-11	SMR Incomplete					
UT; HPS Mechanical Inc Pacific Highway, San Diego	09-0960	3	1440000	No		400	13-Dec-11	Delinquent Requirement					
UT; HPS Mechanical Inc Perez Cove Wy, San Diego	04-0453	3	38800	No		100	10-Feb-11	SMR Incomplete					
UT; HPS Mechanical Inc Taylor St & Hotel Cr, San Diego	09-0930	3	1656000	No		NA							
UT; Haley & Aldrich Marina Py, Chula Vista	13-0480	3	38400	No		NA							
UT; Hargrave Environmental Consulting Inc 1313 N 2nd St, El Cajon	16-0743	2	21600	No		100	12-Jan-12	SMR Incomplete					
UT; Kiewit/Sundt a Joint Venture Airport Terminal 2, San Diego	08-0566	2	252000	No		300	27-Sep-11	SMR Incomplete					
UT; PAR Electrical Contractors 2030 Alpine Bl, Alpine	32-0020	3	115200	No		100	31-May-11	Maximum gals/min thru meter when discharging	55	50	DM	L	N
							08-Dec-11	SMR Incomplete					
							21-Jun-11	Delinquent Requirement					

Annual SIU Compliance Status Report

01-Jan-2011 through 31-Dec-2011

SIU Name	IU#	Class	IW Disch	SNC?	[If Yes, Why]	Conn	Violation Date	Description/Parameter	Value	Limit	Period	Cat	TRC	
UT; Thrifty Oil Company # 096 2502 Imperial Av, San Diego	11-0526	2	7200	No		NA								
UT; Thrifty Oil Company # 110 1139 Harbison Av, National City	19-0313	2	3100	No		NA								
UT; Thrifty Oil Company # 113 1525 N Magnolia Av, El Cajon	21-0302	2	2880	No		NA								
UT; Thrifty Oil Company # 416 1185 Palm Av, Imperial Beach	17-0013	2	7200	No		NA								
UT; Thrifty Oil Company # 419 8787 Lake Murray Bl, San Diego	07-0171	2	1400	No		100	20-Jan-11	SMR Incomplete						
							30-Nov-11	Maximum Flow/calendar day thru Connection	1420	1400	DM	L	N	
							30-Nov-11	Submit Report						Y
							15-Dec-11	SMR Incomplete - missing parameter						
UT; Thrifty Oil Company # 420 398 El Cajon Bl, El Cajon	16-0727	2	200	No		100	18-Jan-11	SMR Incomplete						
UT; USN FISC Point Loma Fuel Annex 199 Rosecrans St, San Diego	08-0008	2	130634	No		NA								
UT; Western Foundations & Shoring Inc 2200 Pacific Hy, San Diego	09-0947	2	216000	No		100	19-Jan-11	SMR Incomplete						

Annual SIU Compliance Status Report

01-Jan-2011 through 31-Dec-2011

SIU Name	IU#	Class	IW Disch	SNC?	[If Yes, Why]	Conn	Violation Date	Description/Parameter	Value	Limit	Period	Cat	TRC
UT; Western Foundations & Shoring, Inc. 1150 W Bradley Av, El Cajon	16-0772	3	108000	No		NA							
UT; Whillock Contracting Inc 6702 Wandermere Dr, San Diego	07-0179	2	28000	No		100	18-Jan-11	SMR Incomplete					
						100	28-Feb-11	SMR Incomplete					
UT; Wier Construction Corporation Winship Ln & Harbor Dr, San Diego	08-0573	2	576000	No		100	27-Oct-11	SMR Late - written notice					
						100	08-Dec-11	SMR Incomplete					
						100	08-Dec-11	SMR Incomplete					
UT; World Oil Marketing Company 685 H St, Chula Vista	13-0303	2	2000	No		NA							
Unifirst Corporation 4041 Market St, San Diego	11-0398	2	26194	No		110	27-Apr-11	SMR Incomplete					
						110	25-Jul-11	Oil and grease, Total	1000	500	DM	L	Y
						110	15-Dec-11	Oil and grease, Total	744	500	DM	L	Y
						110	15-Dec-11	pH-Instantaneous	1.2	5-12.5	DM	L	N
University of California San Diego 9500 Gilman Dr 0089, La Jolla	02-0112	2	280608	No		NA							
Valley Metals 13125 Gregg St, Poway	20-0108	1	1432	Yes	SNC2 - TRC (MO): F 1/3(q3), F 2/4(q4)	110	01-Sep-11	Fluoride, Total	168	15.4	MO	F	Y
						110	30-Sep-11	Fluoride, Total	168	34.7	DM	F	Y
						110	01-Nov-11	Fluoride, Total	18.7	15.4	MO	F	Y
Veridiam Inc 1717 Cuyamaca St, El Cajon	16-0348	1	7100	No		NA							

Annual SIU Compliance Status Report

01-Jan-2011 through 31-Dec-2011

SIU Name	IU#	Class	IW Disch	SNC?	[If Yes, Why]	Conn	Violation Date	Description/Parameter	Value	Limit	Period	Cat	TRC
Vision Systems Inc	16-0343	1	300	No		110	09-Mar-11	Chromium, Total	7.03	2.77	DM	F	Y

1895 Gillespie Wy, El Cajon

SIU NOV Summary for 2011

Name	FACILIT	Conn	NOV	Identified	Action	Viol_Date	Fee	Level	
Action Powder Coating LLC	03-0717	110	62210	20-APR-11	21-APR-11	23-FEB-11	\$50	Notice only	
			62747	26-MAY-11	26-MAY-11	23-FEB-11	\$100	Initial notice	
					29-AUG-11	23-FEB-11	\$75	Second notice	
			*****	*****	-----	*****	*****	-----	
			count	3					
			sum			\$225			
Also Inc	09-0001	100	62349	29-APR-11	29-APR-11	15-APR-11	\$100	Initial notice	
					20-MAY-11	15-APR-11	\$75	Second notice	
			64067	27-SEP-11	27-SEP-11	31-AUG-11	\$50	Notice only	
			*****	*****	-----	*****	*****	-----	
			count	3					
			sum			\$225			
CP Kelco	11-0444	800	61113	18-JAN-11	19-JAN-11	03-NOV-10	\$50	Notice only	
			63436	10-AUG-11	02-NOV-11	13-JUL-11	\$100	Initial notice	
			*****	*****	-----	*****	*****	-----	
						count	2		
			sum			\$150			
Cantare Foods Inc	12-0212	100	59569	20-JUL-10	19-JAN-11	27-MAY-10	\$75	Second notice	
			60182	30-JUN-10	03-MAY-11	30-JUN-10	\$382	Final notice	
			60208	07-SEP-10	19-JAN-11	30-JUL-10	\$75	Second notice	
			60231	29-SEP-10	19-JAN-11	27-AUG-10	\$50	Notice only	
			60479	27-OCT-10	19-JAN-11	30-SEP-10	\$50	Notice only	
			60563	01-NOV-10	19-JAN-11	30-JUN-10	\$50	Notice only	
			61117	18-JAN-11	19-JAN-11	10-DEC-10	\$50	Notice only	
			210	61118	18-JAN-11	18-JAN-11	30-NOV-10	\$50	Notice only
			100	61206	19-JAN-11	19-JAN-11	31-AUG-10	\$50	Notice only
				61207	19-JAN-11	19-JAN-11	30-SEP-10	\$50	Notice only
				61248	20-JAN-11	20-JAN-11	07-DEC-10	\$100	Initial notice
				61362	01-FEB-11	01-FEB-11	31-DEC-10	\$50	Notice only
			210	61438	08-FEB-11	08-FEB-11	31-DEC-10	\$50	Notice only
			100	61897	28-FEB-11	28-FEB-11		\$50	Notice only
			210	61898	28-FEB-11	28-FEB-11	31-JAN-11	\$50	Notice only
			100	61992	14-MAR-11	25-MAR-11	01-FEB-11	\$50	Notice only
*****	*****	-----	*****	*****	-----				
			count	16					
			sum			\$1,232			
Cintas Corporation	11-0189	110	60152	31-MAR-10	03-MAY-11	31-MAR-10	\$382	Final notice	
			61982	14-MAR-11	14-MAR-11	25-JAN-11	\$100	Initial notice	
			62469	18-MAY-11	18-MAY-11	18-APR-11	\$100	Initial notice	
			62470	18-MAY-11	18-MAY-11	19-APR-11	\$100	Initial notice	
			62990	06-JUN-11	06-JUN-11	10-MAY-11	\$100	Initial notice	
			63289	27-JUL-11	27-JUL-11	20-JUN-11	\$100	Initial notice	
			*****	*****	-----	*****	*****	-----	
			count	6					
			sum			\$882			
Circle Foods LLC	12-0220	110	64114	28-SEP-11	28-SEP-11		\$50	Notice only	
			*****	*****	-----	*****	*****	-----	
			count	1					
			sum			\$50			
Coca-Cola Bottling Company of San Diego	10-0018	120	63908	24-AUG-11	24-AUG-11		\$50	Notice only	
			*****	*****	-----	*****	*****	-----	
			count	1					
			sum			\$50			
Coca-Cola Bottling Company of Southern California	10-0018	120	64131	03-OCT-11	03-OCT-11		\$50	Notice only	
			*****	*****	-----	*****	*****	-----	
			count	2					
			sum			\$100			
Compucraft Industries Inc	21-0252	100	61352	27-JAN-11	27-JAN-11		\$100	Initial notice	
					17-FEB-11		\$75	Second notice	
					22-MAR-11		\$100	Final notice	
			110	61353	27-JAN-11	27-JAN-11		\$100	Initial notice
					17-FEB-11		\$75	Second notice	
					22-MAR-11		\$100	Final notice	
			120	61354	27-JAN-11	27-JAN-11		\$100	Initial notice
					17-FEB-11		\$75	Second notice	
					22-MAR-11		\$100	Final notice	
			110	62070	28-MAR-11	29-MAR-11	23-NOV-10	\$50	Notice only
			120	62071	28-MAR-11	29-MAR-11	23-NOV-10	\$50	Notice only
110	62289	26-APR-11	26-APR-11		\$100	Initial notice			
			20-MAY-11		\$75	Second notice			
			12-JUL-11		\$100	Final notice			
120	62290	26-APR-11	26-APR-11		\$100	Initial notice			

SIU NOV Summary for 2011

Name	FACILIT	Conn	NOV	Identified	Action	Viol_Date	Fee	Level		
Compucraft Industries Inc	21-0252	120	62290	26-APR-11	20-MAY-11		\$75	Second notice		
					12-JUL-11		\$100	Final notice		
			110	63153	08-JUL-11	12-JUL-11	28-APR-11	\$50	Notice only	
			120	63154	08-JUL-11	12-JUL-11	28-APR-11	\$50	Notice only	
			*****	*****	-----	*****	*****	-----		
	count		19							
	sum					\$1,575				
Cubic Defense Applications Inc	06-0026	170	61360	01-FEB-11	01-FEB-11	23-DEC-10	\$50	Notice only		
			*****	*****	-----	*****	*****	-----		
				count		1				
				sum					\$50	
									\$100	Initial notice
Curtis Technology Inc	02-0505	100	64656	18-NOV-11	18-NOV-11	14-SEP-11	\$100	Initial notice		
			*****	*****	-----	*****	*****	-----		
				count		1				
				sum					\$100	
									\$100	Initial notice
Doncasters GCE Industries	13-0115	330	62549	24-MAY-11	24-MAY-11	26-APR-11	\$100	Initial notice		
			63029	15-JUN-11	15-JUN-11	01-JUN-11	\$100	Initial notice		
					24-AUG-11	01-JUN-11	\$75	Second notice		
			63606	22-AUG-11	22-AUG-11	26-APR-11	\$50	Notice only		
			63825	22-AUG-11	22-AUG-11	21-JUN-11	\$50	Notice only		
			63901	24-AUG-11	24-AUG-11	02-JUN-11	\$50	Notice only		
			*****	*****	-----	*****	*****	-----		
				count		6				
				sum					\$425	
									\$100	Initial notice
GKN Aerospace Chem-tronics Inc	16-0520	460	64647	18-NOV-11	18-NOV-11	18-AUG-11	\$100	Initial notice		
			*****	*****	-----	*****	*****	-----		
				count		1				
				sum					\$100	
									\$50	Notice only
Hamilton Sundstrand Power Systems	06-0267	110	64453	16-NOV-11	16-NOV-11		\$50	Notice only		
					64889	30-NOV-11	30-NOV-11	\$50	Notice only	
			*****	*****	-----	*****	*****	-----		
				count		2				
				sum					\$100	
Harcon Precision Metals Inc	12-0244	110	63204	18-JUL-11	01-NOV-11	15-FEB-11	\$100	Final notice		
			*****	*****	-----	*****	*****	-----		
				count		1				
				sum					\$100	
									\$100	Initial notice
Heinz Frozen Foods	12-0154	110	61247	20-JAN-11	20-JAN-11	15-DEC-10	\$100	Initial notice		
			*****	*****	-----	*****	*****	-----		
				count		1				
				sum					\$100	
									\$50	Notice only
Hotel Del Coronado	14-0034	110	63231	19-JUL-11	20-JUL-11	06-JUL-11	\$50	Notice only		
			*****	*****	-----	*****	*****	-----		
				count		1				
				sum					\$50	
									\$50	Notice only
L & T Precision Sheet Metal	20-0109	120	64171	18-OCT-11	18-OCT-11		\$50	Notice only		
			*****	*****	-----	*****	*****	-----		
				count		1				
				sum					\$50	
									\$0	Notice only
Lemon Grove Plating/Equality Plating Company	18-0170	110	63349	03-AUG-11	03-AUG-11	30-JUN-11	\$0	Notice only		
			*****	*****	-----	*****	*****	-----		
				count		1				
				sum					\$0	
									\$50	Notice only
Miller Environmental	08-0558	100	62283	26-APR-11	26-APR-11		\$50	Notice only		
			64353	24-OCT-11	24-OCT-11		\$100	Final notice		
			64354	24-OCT-11	24-OCT-11		\$100	Final notice		
			64355	24-OCT-11	24-OCT-11		\$100	Final notice		
			*****	*****	-----	*****	*****	-----		
	count		4							
	sum					\$350				
PrimaPharm Inc	02-0439	100	64356	27-OCT-11	27-OCT-11		\$100	Initial notice		
			*****	*****	-----	*****	*****	-----		
				count		1				
				sum					\$100	
									\$50	Notice only
RJ Donovan Correctional Facility	12-0038	100	61351	27-JAN-11	27-JAN-11		\$50	Notice only		
					61828	22-FEB-11	23-FEB-11	31-DEC-10	\$50	Notice only
					63201	13-JUL-11	13-JUL-11		\$50	Notice only
			*****	*****	-----	*****	*****	-----		

SIU NOV Summary for 2011

Name	FACILIT	Conn	NOV	Identified	Action	Viol_Date	Fee	Level	

	*****	*****	-----	*****	*****	-----	-----	-----	
	count		3						
	sum						\$150		
Rohr Inc dba Goodrich Aerostr	13-0161	250	61823	31-DEC-10	03-MAY-11	31-DEC-10	\$382	Final notice	
uctures									

	*****	*****	-----	*****	*****	-----	-----	-----	
	count		1						
	sum						\$382		
Southern California Plating C	11-0024	110	61707	09-FEB-11	09-FEB-11	14-DEC-10	\$100	Initial notice	
ompany Inc									
					29-MAR-11	14-DEC-10	\$0	Second notice	
			61822	31-DEC-10	03-MAY-11	31-DEC-10	\$382	Final notice	
			62539	24-MAY-11	24-MAY-11	19-APR-11	\$100	Initial notice	
			63021	15-JUN-11	15-JUN-11	02-JUN-11	\$100	Initial notice	
			63375	03-AUG-11	24-AUG-11	20-APR-11	\$50	Notice only	
			63603	22-AUG-11	24-AUG-11	20-APR-11	\$50	Notice only	
			63797	22-AUG-11	22-AUG-11	21-JUN-11	\$50	Notice only	

	*****	*****	-----	*****	*****	-----	-----	-----	
	count		8						
	sum						\$832		
Spec-Built Systems Inc	12-0202	110	61357	28-JAN-11	28-JAN-11		\$100	Final notice	
			61358	28-JAN-11	28-JAN-11		\$100	Final notice	
			64454	16-NOV-11	23-NOV-11	07-JUL-11	\$50	Notice only	

	*****	*****	-----	*****	*****	-----	-----	-----	
	count		3						
	sum						\$250		
Suneva Medical Inc	02-0518	110	62451	18-MAY-11	18-MAY-11	26-APR-11	\$100	Initial notice	
			63164	11-JUL-11	19-JUL-11	03-MAY-11	\$50	Notice only	
						03-MAY-11	\$100	Initial notice	
			63567	22-AUG-11	22-AUG-11	27-APR-11	\$100	Initial notice	
			64372	02-NOV-11	02-NOV-11	18-AUG-11	\$50	Notice only	
			64657	18-NOV-11	18-NOV-11	20-SEP-11	\$100	Initial notice	

	*****	*****	-----	*****	*****	-----	-----	-----	
	count		6						
	sum						\$500		
TTM Printed Circuit Group Inc	05-0997	220	63238	21-JUL-11	21-JUL-11		\$50	Notice only	
			221	63239	21-JUL-11	21-JUL-11	\$50	Notice only	
			222	63240	21-JUL-11	21-JUL-11	\$50	Notice only	
			230	63241	21-JUL-11	21-JUL-11	\$50	Notice only	

	*****	*****	-----	*****	*****	-----	-----	-----	
	count		4						
	sum						\$200		
Triumph Fabrications - San Di	16-0529	110	64332	24-OCT-11	24-OCT-11	27-SEP-11	\$50	Notice only	
ego									
					10-NOV-11	27-SEP-11	\$100	Final notice	
			64812	18-NOV-11	18-NOV-11	27-SEP-11	\$50	Notice only	

	*****	*****	-----	*****	*****	-----	-----	-----	
	count		3						
	sum						\$200		
USN/Naval Base San Diego	11-0016	830	62463	18-MAY-11	18-MAY-11	11-APR-11	\$100	Initial notice	

	*****	*****	-----	*****	*****	-----	-----	-----	
	count		1						
	sum						\$100		
UT; 15th Island LLC	11-0547	100	62288	26-APR-11	26-APR-11		\$50	Notice only	
			63911	24-AUG-11	24-AUG-11		\$50	Notice only	

	*****	*****	-----	*****	*****	-----	-----	-----	
	count		2						
	sum						\$100		
UT; BRH Garver West Inc	12-0245	100	63148	29-JUN-11	29-JUN-11		\$50	Notice only	
			63912	24-AUG-11	24-AUG-11		\$50	Notice only	

	*****	*****	-----	*****	*****	-----	-----	-----	
	count		2						
	sum						\$100		
UT; Buy-Rite Gas	13-0454	100	64115	28-SEP-11	28-SEP-11		\$100	Initial notice	

	*****	*****	-----	*****	*****	-----	-----	-----	
	count		1						
	sum						\$100		
UT; City of San Diego - Storm	11-0534	110	61279	24-JAN-11	24-JAN-11	31-DEC-10	\$50	Notice only	
Water Dept									
			120	61280	24-JAN-11	24-JAN-11	31-DEC-10	\$50	Notice only
			210	61281	24-JAN-11	24-JAN-11	31-DEC-10	\$50	Notice only
			220	61282	24-JAN-11	24-JAN-11	31-DEC-10	\$50	Notice only
			110	61912	28-FEB-11	22-MAR-11	31-JAN-11	\$50	Notice only

SIU NOV Summary for 2011

Name	FACILIT	Conn	NOV	Identified	Action	Viol_Date	Fee	Level
UT; City of San Diego - Storm Water Dept	11-0534	120	61913	28-FEB-11	22-MAR-11	31-JAN-11	\$50	Notice only
		210	61914	28-FEB-11	22-MAR-11	31-JAN-11	\$50	Notice only
		220	61915	28-FEB-11	22-MAR-11	31-JAN-11	\$50	Notice only
		120	62303	27-APR-11	27-APR-11	31-MAR-11	\$100	Initial notice
		210	62304	27-APR-11	27-APR-11	31-MAR-11	\$100	Initial notice
		120	63111	28-JUN-11	28-JUN-11	31-MAY-11	\$50	Notice only
		210	63112	28-JUN-11	28-JUN-11	31-MAY-11	\$50	Notice only
		220	63113	28-JUN-11	28-JUN-11	31-MAY-11	\$50	Notice only
		120	63384	03-AUG-11	03-AUG-11	30-JUN-11	\$50	Notice only
		220	63386	03-AUG-11	03-AUG-11	30-JUN-11	\$50	Notice only
		110	63559	22-AUG-11	22-AUG-11	31-JUL-11	\$50	Notice only
		120	63560	22-AUG-11	22-AUG-11	31-JUL-11	\$50	Notice only
		110	64094	27-SEP-11	27-SEP-11	31-AUG-11	\$50	Notice only
		120	64095	27-SEP-11	27-SEP-11	31-AUG-11	\$50	Notice only
		110	64388	02-NOV-11	02-NOV-11	30-SEP-11	\$50	Notice only
		120	64389	02-NOV-11	02-NOV-11	30-SEP-11	\$50	Notice only
		210	64390	02-NOV-11	02-NOV-11	30-SEP-11	\$50	Notice only
		220	64391	02-NOV-11	02-NOV-11	30-SEP-11	\$50	Notice only
		110	64920	08-DEC-11	08-DEC-11	31-OCT-11	\$50	Notice only
		120	64921	08-DEC-11	08-DEC-11	31-OCT-11	\$50	Notice only
		210	64922	08-DEC-11	08-DEC-11	31-OCT-11	\$50	Notice only
		220	64923	08-DEC-11	08-DEC-11	31-OCT-11	\$50	Notice only
	*****	*****	-----	*****	*****	-----		
	count		27					
	sum						\$1,450	
UT; Frey Environmental Inc	06-0595	100	61361	01-FEB-11	01-FEB-11		\$50	Notice only
	*****	*****	-----	*****	*****	-----		
	count		1					
	sum						\$50	
UT; G & M Oil Company Station # 45	11-0539	100	62383	03-MAY-11	03-MAY-11	24-MAR-11	\$100	Initial notice
			64511	18-NOV-11	25-AUG-11	24-MAR-11	\$75	Second notice
			64835	22-NOV-11	18-NOV-11	31-AUG-11	\$100	Initial notice
			64890	30-NOV-11	22-NOV-11	30-SEP-11	\$100	Initial notice
				30-NOV-11	30-NOV-11	31-OCT-11	\$100	Final notice
	*****	*****	-----	*****	*****	-----		
	count		5					
	sum						\$475	
UT; Thrifty Oil Company # 043	16-0565	100	61114	18-JAN-11	18-JAN-11	22-NOV-10	\$50	Notice only
	*****	*****	-----	*****	*****	-----		
	count		1					
	sum						\$50	
UT; Thrifty Oil Company # 419	07-0171	100	61209	20-JAN-11	21-JAN-11	31-DEC-10	\$100	Final notice
	*****	*****	-----	*****	*****	-----		
	count		1					
	sum						\$100	
UT; Western Foundations & Shoring Inc	09-0947	100	61174	19-JAN-11	25-JAN-11		\$100	Final notice
	*****	*****	-----	*****	*****	-----		
	count		1					
	sum						\$100	
UT; Whillock Contracting Inc	07-0179	100	61112	18-JAN-11	25-JAN-11		\$50	Notice only
			61896	28-FEB-11	28-FEB-11		\$50	Notice only
	*****	*****	-----	*****	*****	-----		
	count		2					
	sum						\$100	
UT; Wier Construction Corporation	08-0573	100	64364	27-OCT-11	27-OCT-11		\$100	Initial notice
			64939	08-DEC-11	16-DEC-11		\$50	Notice only
			64940	08-DEC-11	08-DEC-11		\$50	Notice only
	*****	*****	-----	*****	*****	-----		
	count		3					
	sum						\$200	
Unifirst Corporation	11-0398	110	62291	27-APR-11	27-APR-11		\$50	Notice only
			63966	30-AUG-11	30-AUG-11	26-JUL-11	\$100	Initial notice
	*****	*****	-----	*****	*****	-----		
	count		2					
	sum						\$150	
Valley Metals	20-0108	110	64436	09-NOV-11	09-NOV-11	30-SEP-11	\$100	Initial notice
			64826	18-NOV-11	21-NOV-11	30-SEP-11	\$50	Notice only
	*****	*****	-----	*****	*****	-----		
	count		2					

SIU NOV Summary for 2011

Name	FACILIT	Conn	NOV	Identified	Action	Viol_Date	Fee	Level
	sum						\$150	
Vision Systems Inc	16-0343	110	62116	28-MAR-11	28-MAR-11	09-MAR-11	\$100	Initial notice
	*****	*****	-----	*****	*****	-----		
	count		1					
	sum						\$100	
	*****	-----				-----		
	count		154					
	sum						\$11,853	

154 rows selected.

NonSIU NOV Summary for 2011

Name	FACILIT	Conn	NOV	Identified	Action	Viol_Date	Fee	Level
Action Cleaning Corporation	25-0196	100	63202	14-JUL-11	14-JUL-11		\$50	Notice only
	*****	*****	-----	*****	*****			
	count		1					
	sum						\$50	
Al-Max Sanitation	25-0364	100	63203	14-JUL-11	14-JUL-11		\$50	Notice only
	*****	*****	-----	*****	*****			
	count		1					
	sum						\$50	
Althea Technologies Inc	02-0892	100	64066	27-SEP-11	27-SEP-11	31-AUG-11	\$50	Notice only
	*****	*****	-----	*****	*****			
	count		1					
	sum						\$50	
Aqua Aire USA	11-0447	110	61473	09-FEB-11	09-FEB-11	15-DEC-09	\$50	Notice only
	*****	*****	-----	*****	*****			
	count		1					
	sum						\$50	
BJ's Rentals Inc	07-0152	110	62366	03-MAY-11	03-MAY-11	27-APR-11	\$50	Initial notice
	*****	*****	-----	*****	*****			
	count		1					
	sum						\$50	
Biosite Inc	03-1081	100	62281	26-APR-11	26-APR-11		\$50	Notice only
			64359	27-OCT-11	27-OCT-11		\$100	Initial notice
	*****	*****	-----	*****	*****			
	count		2					
	sum						\$150	
Black Gold Industries	25-0320	100	61436	27-JAN-11	03-FEB-11		\$100	Final notice
	*****	*****	-----	*****	*****			
	count		1					
	sum						\$100	
Cal Fire - Rainbow Conservati on Camp	25-0290	100	64118	28-SEP-11	28-SEP-11		\$50	Notice only
	*****	*****	-----	*****	*****			
	count		1					
	sum						\$50	
California Dept of Forestry L a Cima Fire Center	25-0184	100	64885	23-NOV-11	23-NOV-11		\$100	Initial notice
	*****	*****	-----	*****	*****			
	count		1					
	sum						\$100	
Chesapeake Fish Company	11-0251	110	64873	23-NOV-11	23-NOV-11		\$100	Initial notice
		210	64874	23-NOV-11	23-NOV-11		\$100	Initial notice
	*****	*****	-----	*****	*****			
	count		2					
	sum						\$200	
Cummins Cal Pacific LLC	16-0382	110	61997	14-MAR-11	14-MAR-11	01-FEB-11	\$100	Initial notice
	*****	*****	-----	*****	*****			
	count		1					
	sum						\$100	
Environmental Services of San Diego	25-0191	100	60429	20-OCT-10	18-JAN-11	09-AUG-10	\$75	Second notice
			60430	20-OCT-10	18-JAN-11	09-AUG-10	\$75	Second notice
			63918	24-AUG-11	24-AUG-11		\$100	Initial notice
			64006	20-SEP-11	20-SEP-11		\$50	Notice only
	*****	*****	-----	*****	*****			
	count		4					
	sum						\$300	
GL Technologies LLC	25-0370	100	62413	07-APR-11	09-MAY-11		\$100	Initial notice
	*****	*****	-----	*****	*****			
	count		1					
	sum						\$100	
Gas Recovery Systems LLC - Sy camore	25-0344	100	58629	19-APR-10	28-APR-11	08-MAR-10	\$75	Second notice
			59767	03-AUG-10	28-APR-11	21-JUN-10	\$75	Second notice
			61900	28-FEB-11	28-FEB-11	05-JAN-11	\$50	Notice only
			62076	28-MAR-11	29-MAR-11	28-FEB-11	\$50	Notice only
			62347	27-APR-11	28-APR-11	02-MAR-11	\$300	Prelim Conf
			62505	18-MAY-11	18-MAY-11	13-APR-11	\$100	Initial notice
			64119	28-SEP-11	28-SEP-11		\$50	Notice only
			65018	14-DEC-11	14-DEC-11	07-NOV-11	\$100	Initial notice
	*****	*****	-----	*****	*****			
	count							
	sum							

NonSIU NOV Summary for 2011

Name	FACILIT	Conn	NOV	Identified	Action	Viol_Date	Fee	Level

	*****	*****	-----	*****	*****	-----	-----	-----
	count		8					
	sum						\$800	
Hazard Construction	25-0377	100	64132	03-OCT-11	06-OCT-11	08-SEP-11	\$100	Final notice
			64398	09-NOV-11	09-NOV-11		\$100	Final notice
	*****	*****	-----	*****	*****	-----	-----	-----
	count		2					
	sum						\$200	
Hidden Villa Ranch	25-0366	100	61869	22-FEB-11	22-FEB-11	24-JAN-11	\$100	Initial notice
			62204	12-APR-11	19-MAY-11	04-MAR-11	\$100	Initial notice
			62205	12-APR-11	12-APR-11	05-MAR-11	\$100	Initial notice
			62507	18-MAY-11	18-MAY-11	25-MAR-11	\$100	Initial notice
			62508	18-MAY-11	18-MAY-11	01-APR-11	\$100	Initial notice
			63198	11-JUL-11	11-JUL-11	31-MAY-11	\$100	Initial notice
					06-OCT-11	31-MAY-11	\$75	Second notice
			63344	27-JUL-11	27-JUL-11	02-JUN-11	\$100	Initial notice
					06-OCT-11	02-JUN-11	\$75	Second notice
			63345	27-JUL-11	27-JUL-11	15-JUN-11	\$100	Initial notice
					06-OCT-11	15-JUN-11	\$75	Second notice
			64167	03-OCT-11	03-OCT-11	02-AUG-11	\$100	Initial notice
			64169	06-OCT-11	06-OCT-11	02-AUG-11	\$100	Initial notice
			64266	18-OCT-11	18-OCT-11	06-SEP-11	\$100	Initial notice
					23-NOV-11	06-SEP-11	\$75	Second notice
			64369	27-OCT-11	27-OCT-11		\$100	Initial notice
			64455	16-NOV-11	23-NOV-11	01-SEP-11	\$50	Notice only
			64975	08-DEC-11	08-DEC-11	08-OCT-11	\$100	Initial notice
			65019	14-DEC-11	14-DEC-11	08-NOV-11	\$100	Initial notice
	*****	*****	-----	*****	*****	-----	-----	-----
	count		19					
	sum						\$1,750	
JMB Sanitation	25-0289	100	61807	01-FEB-11	16-FEB-11		\$600	Show Cause Hearing
	*****	*****	-----	*****	*****	-----	-----	-----
	count		1					
	sum						\$600	
Laguna Mountain Environmental Inc	05-1153	100	61892	24-FEB-11	24-FEB-11		\$100	Initial notice
	*****	*****	-----	*****	*****	-----	-----	-----
	count		1					
	sum						\$100	
Larkspur Energy	12-0145	100	64065	27-SEP-11	27-SEP-11		\$50	Notice only
	*****	*****	-----	*****	*****	-----	-----	-----
	count		1					
	sum						\$50	
Lilac Enterprises - Hide Away Lake	25-0142	100	61115	18-JAN-11	27-JAN-11	30-NOV-10	\$100	Final notice
			62073	28-MAR-11	29-MAR-11		\$50	Notice only
	*****	*****	-----	*****	*****	-----	-----	-----
	count		2					
	sum						\$150	
MM San Diego LLC - Miramar	05-0809	110	62135	29-MAR-11	29-MAR-11		\$100	Initial notice
					27-APR-11		\$75	Second notice
	*****	*****	-----	*****	*****	-----	-----	-----
	count		2					
	sum						\$175	
Malcolm Drilling Co Inc	25-0376	100	64121	28-SEP-11	28-SEP-11		\$100	Initial notice
	*****	*****	-----	*****	*****	-----	-----	-----
	count		1					
	sum						\$100	
Merry X-Ray Chemical Corporation	06-0052	100	63242	21-JUL-11	21-JUL-11		\$50	Notice only
	*****	*****	-----	*****	*****	-----	-----	-----
	count		1					
	sum						\$50	
Nautilus Environmental LLC	02-0571	110	63233	21-JUL-11	21-JUL-11		\$100	Initial notice
	*****	*****	-----	*****	*****	-----	-----	-----
	count		1					
	sum						\$100	
Olivenhain Municipal Water District	25-0187	100	62031	21-MAR-11	21-MAR-11	10-FEB-11	\$50	Notice only
	*****	*****	-----	*****	*****	-----	-----	-----
	count		1					
	sum						\$50	
Pacific Membranes	02-1016	110	62971	06-JUN-11	06-JUN-11		\$50	Notice only

NonSIU NOV Summary for 2011

Name	FACILIT	Conn	NOV	Identified	Action	Viol_Date	Fee	Level

	*****	*****	-----	*****	*****	-----	-----	-----
	count		1					
	sum						\$50	
Pauma Valley CSD	25-0311	100	62630	26-MAY-11	26-MAY-11		\$50	Notice only
			63250	27-JUL-11	27-JUL-11	14-JUN-11	\$50	Notice only
	*****	*****	-----	*****	*****	-----	-----	-----
	count		2					
	sum						\$100	
Pfizer La Jolla Laboratories	02-0756	100	64273	24-OCT-11	28-NOV-11	30-SEP-11	\$50	Notice only
	*****	*****	-----	*****	*****	-----	-----	-----
	count		1					
	sum						\$50	
SSI for Kinder Morgan	25-0338	100	61111	18-JAN-11	27-JAN-11		\$100	Final notice
			61116	18-JAN-11	27-JAN-11		\$100	Final notice
			61355	27-JAN-11	27-JAN-11		\$100	Initial notice
			61829	22-FEB-11	23-FEB-11	10-DEC-10	\$50	Notice only
			62074	28-MAR-11	29-MAR-11	28-FEB-11	\$50	Notice only
			62352	03-MAY-11	04-MAY-11	31-MAR-11	\$50	Notice only
			62631	26-MAY-11	26-MAY-11		\$100	Initial notice
			63151	29-JUN-11	29-JUN-11		\$100	Initial notice
	*****	*****	-----	*****	*****	-----	-----	-----
	count		8					
	sum						\$650	
Salk Institute for Biological Studies	02-0033	100	56736	30-NOV-09	04-APR-11		\$75	Second notice
		200	56737	30-NOV-09	04-APR-11		\$75	Second notice
		100	62154	12-APR-11	13-APR-11	19-NOV-10	\$50	Notice only
		200	62155	12-APR-11	13-APR-11	19-NOV-10	\$50	Notice only
	*****	*****	-----	*****	*****	-----	-----	-----
	count		4					
	sum						\$250	
San Diego Transit Corporation	11-0086	100	63145	29-JUN-11	29-JUN-11		\$100	Initial notice
							\$75	Second notice
		200	63146	29-JUN-11	29-JUN-11		\$100	Initial notice
							\$75	Second notice
		100	63411	10-AUG-11	10-AUG-11		\$50	Notice only
		200	63412	10-AUG-11	10-AUG-11		\$50	Notice only
	*****	*****	-----	*****	*****	-----	-----	-----
	count		6					
	sum						\$450	
San Diego Unified Port District	11-0041	100	63909	24-AUG-11	24-AUG-11		\$50	Notice only
		799	63910	24-AUG-11	24-AUG-11		\$50	Notice only
	*****	*****	-----	*****	*****	-----	-----	-----
	count		2					
	sum						\$100	
San Marcos Energy LLC	25-0343	100	62075	28-MAR-11	29-MAR-11	28-FEB-11	\$50	Notice only
	*****	*****	-----	*****	*****	-----	-----	-----
	count		1					
	sum						\$50	
Santa Ysabel Resort & Casino	25-0277	100	61895	24-FEB-11	24-FEB-11		\$50	Notice only
	*****	*****	-----	*****	*****	-----	-----	-----
	count		1					
	sum						\$50	
Southwest Imaging Inc	20-0145	110	63915	24-AUG-11	24-AUG-11		\$50	Notice only
			63988	06-SEP-11	06-SEP-11	30-JUL-11	\$50	Notice only
	*****	*****	-----	*****	*****	-----	-----	-----
	count		2					
	sum						\$100	
Southwestern College	13-0040	170	64539	18-NOV-11	18-NOV-11	10-NOV-11	\$50	Initial notice
	*****	*****	-----	*****	*****	-----	-----	-----
	count		1					
	sum						\$50	
Stone Brewing Company	25-0287	100	62293	27-APR-11	27-APR-11		\$50	Notice only
	*****	*****	-----	*****	*****	-----	-----	-----
	count		1					
	sum						\$50	
		100	63960	30-AUG-11	31-AUG-11		\$50	Notice only
			64892	08-DEC-11	16-DEC-11		\$50	Notice only
	*****	*****	-----	*****	*****	-----	-----	-----
	count		2					
	sum						\$100	
Sycuan Casino	25-0135	100	63249	27-JUL-11	27-JUL-11	20-JUN-11	\$50	Notice only
			63917	24-AUG-11	24-AUG-11		\$50	Notice only
	*****	*****	-----	*****	*****	-----	-----	-----

NonSIU NOV Summary for 2011

Name	FACILIT	Conn	NOV	Identified	Action	Viol_Date	Fee	Level
	count		2					
	sum						\$100	
TORVAC Division of Darling International	03-0332	120	62581	26-MAY-11	26-MAY-11		\$100	Initial notice
			63139	29-JUN-11	26-AUG-11		\$75	Second notice
				29-JUN-11	29-JUN-11		\$100	Initial notice
					26-AUG-11		\$75	Second notice
			63234	21-JUL-11	21-JUL-11		\$100	Initial notice
			63902	24-AUG-11	24-AUG-11		\$100	Initial notice
	*****	*****	-----	*****	*****		-----	
	count		6					
	sum						\$550	
USN;Naval Medical Center San Diego	09-0009	100	62284	26-APR-11	26-APR-11		\$50	Notice only
		200	62285	26-APR-11	26-APR-11		\$50	Notice only
		300	62286	26-APR-11	26-APR-11		\$50	Notice only
		100	62415	10-MAY-11	10-MAY-11		\$50	Notice only
		300	62416	10-MAY-11	10-MAY-11		\$50	Notice only
	*****	*****	-----	*****	*****		-----	
	count		5					
	sum						\$250	
USN;Navy SERE Camp	25-0265	100	61899	28-FEB-11	01-MAR-11		\$100	Final notice
			64373	02-NOV-11	02-NOV-11	30-SEP-11	\$50	Notice only
	*****	*****	-----	*****	*****		-----	
	count		2					
	sum						\$150	
UT; ARCO	22-0057	100	62030	21-MAR-11	21-MAR-11	28-FEB-11	\$0	Final notice
	*****	*****	-----	*****	*****		-----	
	count		1					
	sum						\$0	
UT; City of San Diego General Services Dept	08-0565	100	61137	18-JAN-11	18-JAN-11	24-NOV-10	\$100	Initial notice
	*****	*****	-----	*****	*****		-----	
	count		1					
	sum						\$100	
UT; ConocoPhillips	20-0238	100	63334	27-JUL-11	24-OCT-11	30-JUN-11	\$0	Initial notice
	*****	*****	-----	*****	*****		-----	
	count		1					
	sum						\$0	
UT; HPS Mechanical	04-0453	100	61779	10-FEB-11	11-FEB-11	30-NOV-10	\$100	Final notice
	*****	*****	-----	*****	*****		-----	
	count		1					
	sum						\$100	
UT; Hargrave Environmental Consulting	16-0714	100	61363	01-FEB-11	01-FEB-11	31-DEC-10	\$100	Final notice
	*****	*****	-----	*****	*****		-----	
	count		1					
	sum						\$100	
UT; Orion Construction Corp	08-0568	100	62144	04-APR-11	04-APR-11		\$50	Notice only
			62156	12-APR-11	13-APR-11		\$100	Final notice
	*****	*****	-----	*****	*****		-----	
	count		2					
	sum						\$150	
UT; PAR Electrical Contractors	32-0020	100	63079	21-JUN-11	26-AUG-11	31-MAY-11	\$100	Final notice
			63080	21-JUN-11	21-JUN-11		\$100	Final notice
	*****	*****	-----	*****	*****		-----	
	count		2					
	sum						\$200	
UT; Sea World San Diego	04-0451	100	61870	23-FEB-11	24-FEB-11	31-JAN-11	\$50	Notice only
	*****	*****	-----	*****	*****		-----	
	count		1					
	sum						\$50	
UT; St Thomas Enterprises Inc	04-0461	100	62351	03-MAY-11	03-MAY-11		\$50	Notice only
			62635	26-MAY-11	26-MAY-11		\$50	Notice only
	*****	*****	-----	*****	*****		-----	
	count		2					
	sum						\$100	
UT; Suffolk - Roel Construction	18-0217	100	64116	28-SEP-11	28-SEP-11		\$0	Initial notice
			64271	24-OCT-11	21-NOV-11	31-AUG-11	\$0	Final notice

NonSIU NOV Summary for 2011

Name	FACILIT	Conn	NOV	Identified	Action	Viol_Date	Fee	Level
UT; Suffolk - Roel Constructi on	18-0217	100	64275	24-OCT-11	21-NOV-11	27-SEP-11	\$0	Notice only
	*****	*****	-----	*****	*****	-----		
	count		3					
	sum						\$0	
UT; Thrifty Oil Company # 420	16-0727	100	61060	18-JAN-11	18-JAN-11	20-NOV-10	\$50	Notice only
	*****	*****	-----	*****	*****	-----		
	count		1					
	sum						\$50	
UT; Thrifty Oil Company #121	18-0195	100	64456	16-NOV-11	16-NOV-11	31-OCT-11	\$0	Final notice
	*****	*****	-----	*****	*****	-----		
	count		1					
	sum						\$0	
UT; Traylor/Shea Joint Ventur e	03-1139	100	61349	27-JAN-11	27-JAN-11		\$100	Initial notice
							\$75	Second notice
			61356	26-JAN-11	17-FEB-11	27-JAN-11	\$100	Initial notice
					17-FEB-11		\$75	Second notice
	*****	*****	-----	*****	*****	-----		
	count		4					
	sum						\$350	
UT; Valero California Retail Company	34-0081	100	62637	26-MAY-11	26-MAY-11	30-APR-11	\$100	Final notice
	*****	*****	-----	*****	*****	-----		
	count		1					
	sum						\$100	
United Pumping Service Inc	25-0346	100	61805	12-FEB-11	16-FEB-11		\$100	Final notice
			61806	12-FEB-11	16-FEB-11		\$100	Final notice
	*****	*****	-----	*****	*****	-----		
	count		2					
	sum						\$200	
Valley View Casino	25-0172	100	61474	09-FEB-11	09-FEB-11	30-SEP-10	\$100	Final notice
			61778	10-FEB-11	10-FEB-11		\$100	Final notice
	*****	*****	-----	*****	*****	-----		
	count		2					
	sum						\$200	
Warner Springs Ranch	25-0152	100	61062	18-JAN-11	19-JAN-11	30-NOV-10	\$100	Final notice
	*****	*****	-----	*****	*****	-----		
	count		1					
	sum						\$100	
Water Works Inc	06-0569	110	62211	20-APR-11	20-APR-11		\$50	Notice only
	*****	*****	-----	*****	*****	-----		
	count		1					
	sum						\$50	
*****			-----			-----		
count			134					
sum							\$10,475	

134 rows selected.

Sampling at SIUs Discharging to Treatment Plant 1
between 01-JAN-11 and 31-DEC-11

Report run on: February 17, 2012 2:22 PM

Page 1

Facility	Pmt	Name	Conn	Principle Process	Pmt Include	Parmcode	City Samples	Self Samples
02-0112	04-A	University of California San Diego	100	Overview - Muir & Revelle Colleges	L	COPPER	4	4
						FLASH	4	
						PH	4	4
						PH HIGHEST	4	
						PH LOWEST	4	
			120	Zero Discharge Metal Finishing	L	ZERODISCHRG		2
						CERT		
			200	Overview - Med School	L	COPPER	4	4
						FLASH	4	
						PH	4	4
						PH HIGHEST	4	
						PH LOWEST	4	
			300	Overview - North Campus	L	COPPER	4	4
						FLASH	4	
						PH	4	4
						PH HIGHEST	4	
						PH LOWEST	4	
			400	Overview - East Campus	L	COPPER	4	4
						FLASH	4	
						PH	4	4
PH HIGHEST	4							
PH LOWEST	4							
500	Stein Clinical Sciences	L	COPPER	4	4			
			FLASH	4				
			PH	4	4			
			PH HIGHEST	4				
			PH LOWEST	4				
02-0332	04-A	Pall Filtration & Separations Group Inc	100	Sewer Lateral	L			
			110	Membrane Mfg	L	FLASH	4	
02-0439	01-A	PrimaPharm Inc	100	Pharm Mfg & Sanitary Waste	F	ACETONE:P-O	2	2
						ANNUAL SCAN		1
						CERT		
						BIOHAZARD CERT		2
						ETHYL ACET:P-O	2	2
						FLOW		2
						ISOP ACETATE:P-O	2	2
						METHYLE CL:P-O	2	2
						N-AMYL ACET:P-O	2	2

Sampling at SIUs Discharging to Treatment Plant 1
between 01-JAN-11 and 31-DEC-11

Report run on: February 17, 2012 2:22 PM

Page 2

Facility	Pmt	Name	Conn	Principle Process	Pmt Include	Parmcode	City Samples	Self Samples
02-0439	01-A	PrimaPharm Inc	100			SOLVENT CERT		2
02-0485	02-A	Quantum Design Inc	110	Cleaning/Etching	F	CADMIUM	5	4
						CHROMIUM	5	4
						COPPER	5	4
						CYANIDE(T)	5	4
						FLOW		4
						LEAD	5	4
						NICKEL	5	4
						PH	5	4
						SILVER	5	4
						TTO CERT		4
						TTO(413+433)-P	1	
						ZINC	5	4
			120	Zero discharge plating	L	ZERODISCHRG		4
						CERT		
02-0505	04-A	Curtis Technology Inc	100	Chem Milling	F	CADMIUM	5	4
						CHROMIUM	5	4
						COPPER	5	4
						CYANIDE(T)	5	4
						LEAD	5	4
						NICKEL	5	4
						PH	5	4
						PH HIGHEST	2	
						PH LOWEST	2	
						SILVER	5	4
						TTO CERT		4
						TTO(413+433)-P	1	
						ZINC	5	4
02-0518	04-A	Suneva Medical Inc	100	Sewer Lateral	L	BIOHAZARD CERT		2
						SOLVENT CERT		2
			110	Pharmaceutical Manufacturing	F	ACETONE:P-O	5	4
						ANNUAL SCAN		4
						CERT		
						ETHYL ACET:P-O	5	4
						FLOW		4
						ISOP ACETATE:P-O	5	4
						METHYLE CL:P-O	5	4
						N-AMYL ACET:P-O	5	4
						PH	9	4

Sampling at SIUs Discharging to Treatment Plant 1
between 01-JAN-11 and 31-DEC-11

Report run on: February 17, 2012 2:22 PM

Page 3

Facility	Pmt	Name	Conn	Principle Process	Pmt Include	Parmcode	City Samples	Self Samples				
02-0582	05-A	The Argen Corporation	110	NF Metals Forming (Precious)	F	CADMIUM	2	24				
						COPPER	2	24				
						CYANIDE(T)	2	24				
						SILVER	2	24				
02-0761	04-A	Pacira Pharmaceuticals Inc	120	Pharm Mfg	F	ACETONE:P-O	4	4				
						ANNUAL SCAN		4				
						CERT						
						ETHYL ACET:P-O	4	4				
						ISOP ACETATE:P-O	4	4				
						METHYLE CL:P-O	4	4				
						N-AMYL ACET:P-O	4	4				
02-0762	04-A	Pacira Pharmaceuticals Inc	110	Pharmaceutical mfg	F	PH	5	4				
						ACETONE:P-O	4	4				
						ETHYL ACET:P-O	4	4				
						ISOP ACETATE:P-O	4	4				
						METHYLE CL:P-O	4	4				
						N-AMYL ACET:P-O	4	4				
						PH	5	4				
02-1102	01-A	UT; Carmel Valley Residence Hotel, LLC	100	Dewatering	L	PH HIGHEST						
						PH LOWEST						
						FLOW RATE MAX						
02-1104	01-A	UT; TC Construction Inc	100	Groundwater Dewatering	L	FLOW RATE MIN						
						FLOW RATE MAX						
						FLOW RATE MIN						
03-0115	05-A	ATK Space Systems	100	Zero Disch Cert for Core MF ops	L	ZERODISCHRG		2				
						CERT						
						SOLVENT CERT		2				
	03-0115	05-A	ATK Space Systems	200	Solvent Certification - Bldg 4/7 Labs	L						
							410	Abrasive Jet Machining	F	CADMIUM	5	4
										CHROMIUM	5	4
										COPPER	5	4
										CYANIDE(T)	5	4
										FLOW		4
LEAD	5	4										
NICKEL	5	4										
SILVER	5	4										
TTO CERT		4										
TTO(413+433)-P	1											
ZINC	5	4										

Sampling at SIUs Discharging to Treatment Plant 1
between 01-JAN-11 and 31-DEC-11

Report run on: February 17, 2012 2:22 PM

Page 4

Facility	Pmt	Name	Conn	Principle Process	Pmt Include	Parmcode	City Samples	Self Samples						
03-0717	05-A	Action Powder Coating LLC	110	Coating / cleaning	F	CADMIUM	8	4						
						CHROMIUM	8	4						
						COPPER	8	4						
						CYANIDE(T)	8	4						
						LEAD	8	4						
						NICKEL	8	4						
						PH	8	4						
						PH HIGHEST	4							
						PH LOWEST	4							
						SILVER	8	4						
						TTO(413+433)-P	1							
						ZINC	8	4						
						03-0722	05-A	Polese Company Inc	110	Metal Finishing / Surface Treatment	F	CADMIUM	2	10
												CHROMIUM	2	10
COPPER	2	10												
CYANIDE(T)	2	10												
FLOW		5												
FLOW MAX		5												
FLUORIDE	2	10												
LEAD	2	10												
MOLYBDENUM	2	10												
NICKEL	2	10												
PH	2													
PRODUCTION RPT		5												
SILVER	2	10												
TTO CERT		5												
TTO(413+433)-P	1													
ZINC	2	10												
03-0920	03-C	A to Z Metal Finishing	220	Precious / Refractory Metal Forming	L	ZERODISCHRG		4						
			110	Metal Finishing	F	CADMIUM	3	4						
						CHROMIUM	3	4						
						COPPER	3	4						
						CYANIDE(T)	1	4						
						FLOW		4						
						LEAD	3	4						
						NICKEL	3	4						
						PH	3	4						
						SILVER	3	4						

Sampling at SIUs Discharging to Treatment Plant 1
between 01-JAN-11 and 31-DEC-11

Report run on: February 17, 2012 2:22 PM

Page 5

Facility	Pmt	Name	Conn	Principle Process	Pmt Include	Parmcode	City Samples	Self Samples	
03-0920	03-C	A to Z Metal Finishing	110			TTO CERT		4	
						TTO(413+433)-P	1		
03-1017	02-A	Anocote Metal Finishing	110	Etch, anodize, cleaning rinses	F	ZINC	3	4	
						CADMIUM	4	4	
						CHROMIUM	4	4	
						COPPER	4	4	
						CYANIDE(T)	4	4	
						FLOW		4	
						LEAD	4	4	
						NICKEL	4	4	
						PH	4	4	
						SILVER	4	4	
						TTO CERT		4	
						TTO(413+433)-P	1		
						ZINC	4	4	
05-0684	04-A	Allermed Laboratories Inc	120	Nickel & zinc plating, coating	L	ZERODISCHRG		2	
						CERT			
05-0684	04-A	Allermed Laboratories Inc	130	Glassware Washing/Sterile Prep	F	ACETONE:P-O	3	4	
						ANNUAL SCAN		4	
						CERT			
						ETHYL ACET:P-O	3	1	
						ISOP ACETATE:P-O	3	1	
						METHYLE CL:P-O	3	1	
			140	Glassware Washing/Extraction Area	F	N-AMYL ACET:P-O	3	1	
							ACETONE:P-O	3	4
							ANNUAL SCAN		4
							CERT		
							ETHYL ACET:P-O	3	1
							ISOP ACETATE:P-O	3	1
							METHYLE CL:P-O	3	1
150	Media Prep/Tube Washing	F	N-AMYL ACET:P-O	3	1				
				ACETONE:P-O	3	4			
				ANNUAL SCAN		4			
				CERT					
				ETHYL ACET:P-O	3	1			
				ISOP ACETATE:P-O	3	1			
				METHYLE CL:P-O	3	1			
05-0985	03-C	Chromalloy San Diego	110	Metal Finishing	F	N-AMYL ACET:P-O	3	1	
						CADMIUM	1		

Sampling at SIUs Discharging to Treatment Plant 1
between 01-JAN-11 and 31-DEC-11

Report run on: February 17, 2012 2:22 PM

Page 6

Facility	Pmt	Name	Conn	Principle Process	Pmt Include	Parmcode	City Samples	Self Samples			
05-0985	03-C	Chromalloy San Diego	110			CHROMIUM	1				
						COPPER	1				
						CYANIDE(T)	1				
						LEAD	1				
						NICKEL	1				
						PH	1				
						SILVER	1				
						TTO CERT					
						TTO(413+433)-P	1				
						ZINC	1				
05-0997	04-A	TTM Printed Circuit Group Inc	220	PCB Manufacturing	F	CADMIUM	5	10			
						CHROMIUM	5	10			
						COPPER	5	11			
						FLOW		7			
						LEAD	5	11			
						NICKEL	5	11			
						PH	5	10			
						PH HIGHEST	5				
						PH LOWEST	5				
						SILVER	5	10			
						TTO CERT		6			
						TTO(413+433)-P	1				
						ZINC	5	10			
05-1019	03-A	USN;Marine Corp Air Station Miramar	230	Film Developing	L	SILVER CERT		2			
						100	Aircraft maintenance	L	FLOW RATE MAX		
									OIL/GREASE	2	6
									PH	2	6
									SILVER CERT		2
	SOLVENT CERT		2								
05-1081	03-A	UT; ExxonMobil Oil Corporation	100	Groundwater Remediation (F/P)	L	BNZ(W/OAGG)	1	4			
						BTEX	1	4			
						FLASH	1	4			
						FLOW RATE MAX		11			
						FLOW RATE MIN		11			
						REPORT RPT		12			

Sampling at SIUs Discharging to Treatment Plant 1
between 01-JAN-11 and 31-DEC-11

Report run on: February 17, 2012 2:22 PM

Page 7

Facility	Pmt	Name	Conn	Principle Process	Pmt Include	Parmcode	City Samples	Self Samples					
06-0026	04-A	Cubic Defense Applications Inc	100	main lateral - Bldg 1	L	ZERODISCHRG		4					
						CERT							
	150	wave soldering	F			CADMIUM	4	4					
						CHROMIUM	4	4					
						COPPER	4	4					
						CYANIDE(T)	4	4					
						FLOW		4					
						LEAD	4	4					
						NICKEL	4	4					
						SILVER	4	4					
						TTO CERT		4					
						TTO(413+433)-P	1						
						ZINC	4	4					
						160	deburring / silkscreening	F			CADMIUM	4	4
											CHROMIUM	4	4
											COPPER	4	4
											CYANIDE(T)	4	4
											FLOW		4
											LEAD	4	4
	NICKEL	4	4										
	SILVER	4	4										
	TTO CERT		4										
	TTO(413+433)-P	1											
ZINC	4	4											
170	testing	F			CADMIUM	3	1						
					CHROMIUM	3	1						
					COPPER	3	1						
					CYANIDE(T)	3	1						
					FLOW		2						
					LEAD	3	1						
					NICKEL	3	1						
					SILVER	3	1						
					TTO CERT		4						
					TTO(413+433)-P	1							
					ZINC	3	1						
06-0058	05-A	Kyocera America Inc	130	Ni plating, cleaning	F	CADMIUM	4	6					
						CHROMIUM	4	6					
						COPPER	4	6					
						LEAD	4	6					

Sampling at SIUs Discharging to Treatment Plant 1
between 01-JAN-11 and 31-DEC-11

Report run on: February 17, 2012 2:22 PM

Page 8

Facility	Pmt	Name	Conn	Principle Process	Pmt Include	Parmcode	City Samples	Self Samples						
06-0058	05-A	Kyocera America Inc	130			NICKEL	4	6						
						PH	4	5						
						PH HIGHEST	4							
						PH LOWEST	4							
						SILVER	4	6						
						TTO CERT		6						
						TTO(413+433)-P	1							
						ZINC	4	6						
						131	Au plating, stripping	F	CYANIDE(A)	4	6			
									CYANIDE(T)	4	6			
						140	Alkaline soap cleaning	F	CADMIUM	4	6			
									CHROMIUM	4	6			
									COPPER	4	6			
									LEAD	4	6			
									NICKEL	4	6			
									PH	4	6			
									PH HIGHEST	4				
									PH LOWEST	4				
									SILVER	4	6			
									TTO CERT		5			
			TTO(413+433)-P	1										
			ZINC	4	6									
06-0267	05-A	Hamilton Sundstrand Power Systems	110	Metal Cleaning / Etching	F	CADMIUM	1	4						
						CHROMIUM	1	4						
						COPPER	1	4						
						CYANIDE(T)	1	4						
						LEAD	1	4						
						NICKEL	1	4						
						PH	1	4						
						SILVER	1	4						
						TTO CERT		4						
						TTO(413+433)-P	1							
						ZINC	1	4						
						07-0171	03-A	UT; Thrifty Oil Company # 419	100	Groundwater Remediation (F/P)	L	BNZ(W/OAGG)	6	5
												BTEX	6	5
FLASH	6	5												
FLOW MAX		10												
FLOW RATE MAX		10												
FLOW RATE MIN		10												

Sampling at SIUs Discharging to Treatment Plant 1
between 01-JAN-11 and 31-DEC-11

Report run on: February 17, 2012 2:22 PM

Page 9

Facility	Pmt	Name	Conn	Principle Process	Pmt Include	Parmcode	City Samples	Self Samples
07-0171	03-A	UT; Thrifty Oil Company # 419	100			REPORT RPT		9
08-0008	05-B	UT; USN FISC Point Loma Fuel Annex	210	Fuel recovery with ground remediation	L	FLASH	1	5
						FLOWIMP MAX DRY		9
						FLOWIMP MAX WET		9
						PETROLEUM HC	1	
						TPH		5
08-0018	04-A	USN;Naval Base Coronado - NASNI	100	NASNI Pump Station	L	CHT CERT		2
						OIL/GREASE	4	4
						PH	4	4
						SILVER CERT		2
			120	IWTP @ NASNI	F	CADMIUM	4	4
						CHROMIUM	4	4
						COPPER	4	4
						FLOW		11
						LEAD	4	4
						NICKEL	4	4
						SILVER	4	4
						TTO(413+433)-P	1	3
						ZINC	4	4
			123	CN Treatment @ IWTP	F	CYANIDE(A)	4	4
						FLOW		11
			140	Engine Test Cell Cleaning	F	CADMIUM	4	4
						CHROMIUM	4	4
						COPPER	4	4
						CYANIDE(T)	4	4
						FLOW		4
						LEAD	4	4
						NICKEL	4	4
						SILVER	4	4
						TTO CERT		3
						TTO(413+433)-P	1	3
						ZINC	4	4
			150	Oil Recovery Plant	F	CADMIUM	4	12
						CHROMIUM	4	12
						COPPER	4	12
						CYANIDE(T)	4	12
						FLOW		12
						LEAD	4	12
						NICKEL	4	12

Sampling at SIUs Discharging to Treatment Plant 1
between 01-JAN-11 and 31-DEC-11

Report run on: February 17, 2012 2:22 PM

Page 10

Facility	Pmt	Name	Conn	Principle Process	Pmt Include	Parmcode	City Samples	Self Samples						
08-0018	04-A	USN;Naval Base Coronado - NASNI	150			SILVER	4	12						
						TTO(413+433)-P	1	12						
						ZINC	4	12						
						160	Hydrostatic testing	F	CADMIUM	4	4			
									CHROMIUM	4	4			
									COPPER	4	4			
									CYANIDE(T)	4	4			
									FLOW		4			
									LEAD	4	4			
									NICKEL	4	4			
									SILVER	4	4			
									TTO CERT		3			
									TTO(413+433)-P	1	2			
									ZINC	4	4			
									180	Pump/valve/hose testing	F	CADMIUM		
												CHROMIUM		
						COPPER								
						CYANIDE(T)								
						FLOW		4						
						LEAD								
						NICKEL								
						SILVER								
						TTO CERT		4						
TTO(413+433)-P														
190	Aircraft Test Pad Cleaning	F	ZINC											
			CADMIUM	4	4									
			CHROMIUM	4	4									
			COPPER	4	4									
			CYANIDE(T)	4	4									
			FLOW		4									
			LEAD	4	4									
			NICKEL	4	4									
			SILVER	4	4									
			TTO CERT		3									
			TTO(413+433)-P	1	2									
			ZINC	4	4									
			08-0558	02-A	Miller Environmental	799	Groundwater remediation	L	BNZ(W/OAGG)	4	5			
100	Impounded Stormwater	L				CADMIUM								
						CHROMIUM								

Sampling at SIUs Discharging to Treatment Plant 1
between 01-JAN-11 and 31-DEC-11

Report run on: February 17, 2012 2:22 PM

Page 11

Facility	Pmt	Name	Conn	Principle Process	Pmt Include	Parmcode	City Samples	Self Samples
08-0558	02-A	Miller Environmental	100			COPPER FLOW RATE MAX FLOW RATE MIN LEAD NICKEL PCBS ZINC		
09-0001	04-A	Alsco Inc	100	Commercial Laundry	L	COPPER FLOW OIL/GREASE PH REUSE RPT ZINC	4 7 8 4	6 5 6 5 12 6
09-0960	01-A	UT; HPS Mechanical Inc	100	construction dewatering MH 234	L	FLOW RATE MAX FLOW RATE MIN		4 4
			200	construction dewatering MH 350	L	FLOW RATE MAX FLOW RATE MIN		
			300	construction dewatering MH 297	L	FLOW RATE MAX FLOW RATE MIN		
			400	construction dewatering MH 294	L	FLOW RATE MAX FLOW RATE MIN		3 3
			500	construction dewatering MH 32	L	FLOW RATE MAX FLOW RATE MIN		
09-0966	01-B	UT; PAR Electrical Contractors, Inc.	100	Construction Dewatering	L	BNZ(W/OAGG) BTEX FLASH FLOW RATE MAX FLOW RATE MIN		
10-0018	04-A	Coca-Cola Bottling Company of Southern California	120	Soda Production and Sanitary	L	FLOW PH PH HIGHEST PH LOWEST	4 4 4	12 6
11-0016	04-B	USN;Naval Base San Diego	100	USN8 SWW: Piers 6, 7, 8 & Mole Pier	L	CHT CERT COPPER		2 12
			200	Gym, Medical and Dental Clinics	L	SILVER CERT	13	2
			300	Auto Hobby Shop	L			
			400	Steam Plant, Vehicle Maint	L			
			500	Steam Clean, Hydrotest,	L			

Sampling at SIUs Discharging to Treatment Plant 1
between 01-JAN-11 and 31-DEC-11

Report run on: February 17, 2012 2:22 PM

Page 12

Facility	Pmt	Name	Conn	Principle Process	Pmt Include	Parmcode	City Samples	Self Samples					
11-0016	04-B	USN;Naval Base San Diego	600	NEX Car Wash	L								
									799	Vault dewatering	L		
									810	USN6 SWW: Piers 1 & 2, Quay Wall	L	CHT CERT	2
									820	USN7 SWW: Piers 3, 4, 5,graving dock	L	CHT CERT	2
												FLOW R MAX RESTR	1
												FLOWIMP MAX DRY	1
												FLOWIMP MAX WET	1
									830	NC4M SWW: Piers 10, 12, 13	L	CHT CERT	2
												OIL/GREASE	5
												PH	13
									850	Treated Bilgewater	L	CADMIUM	4
												CHROMIUM	4
												COPPER	4
												LEAD	4
			NICKEL	4									
			ZINC	4									
11-0024	04-A	Southern California Plating Company Inc	900	Fire fighting school	L								
									110	Anodize/chromating/phosphating	F	CADMIUM	12
												CHROMIUM	12
												COPPER	12
												CYANIDE(T)	10
												FLOW	4
												LEAD	12
												NICKEL	12
												PH	12
												PH HIGHEST	4
												PH LOWEST	4
												SILVER	12
												TTO CERT	4
												TTO(413+433)-P	1
11-0032	04-A	Angelica Textile Services	110	Commercial Laundry	L								
									FLOW	12			
									OIL/GREASE	5			
									PH	5			
									PH HIGHEST	5			
PH LOWEST	5												
11-0051	05-A	General Dynamics NASSCO	200	Bilge/Ballast (not thru 310)	L								
									CADMIUM	5			
							CHROMIUM	5					

Sampling at SIUs Discharging to Treatment Plant 1
between 01-JAN-11 and 31-DEC-11

Report run on: February 17, 2012 2:22 PM

Page 13

Facility	Pmt	Name	Conn	Principle Process	Pmt Include	Parmcode	City Samples	Self Samples		
11-0051	05-A	General Dynamics NASSCO	200			COPPER	5	4		
						FLOW		4		
						LEAD	5	4		
						NICKEL	5	4		
						OIL/GREASE	5	4		
						PH	5	4		
						ZINC	5	4		
			300	Overview - West End of Yard			L	FLOW		12
								OIL/GREASE	4	4
								PH	4	4
			310	WWTF Effluent			F	CADMIUM	4	4
								CHROMIUM	4	4
								COPPER	4	4
								CYANIDE(T)	4	4
								FLOW		4
								LEAD	4	4
								NICKEL	4	4
								SILVER	4	4
								TTO CERT		4
								TTO(413+433)-P	1	
								ZINC	4	4
600	Overview - East End of Yard			L	FLOW		12			
					FLOWIMP MAX DRY					
					FLOWIMP MAX WET					
					OIL/GREASE	3	4			
					PH	4	4			
620	VTC Separator			L	FLOW		4			
630	Film Processing			L	SILVER CERT		4			
798	Stormwater			L						
799	Seawater			L						
11-0189	05-A	Cintas Corporation	110	Industrial Laundering	L	CADMIUM	4	4		
						CHROMIUM	4	4		
						COPPER	4	4		
						LEAD	4	4		
						NICKEL	4	4		
						OIL/GREASE	13	5		
						PH	13	4		
						ZINC	4	4		
						CADMIUM	3	4		
11-0272	04-A	Major Scientific Industries	110	PCB Manufacturing	F	CADMIUM	3	4		

Sampling at SIUs Discharging to Treatment Plant 1
between 01-JAN-11 and 31-DEC-11

Report run on: February 17, 2012 2:22 PM

Page 14

Facility	Pmt	Name	Conn	Principle Process	Pmt Include	Parmcode	City Samples	Self Samples		
11-0272	04-A	Major Scientific Industries	110			CHROMIUM	3	4		
						COPPER	3	4		
						CYANIDE(T)	3	4		
						FLOW		4		
						LEAD	3	4		
						NICKEL	3	4		
						SILVER	3	4		
						TTO CERT		4		
						TTO(413+433)-P	1			
						ZINC	3	4		
11-0334	06-A	KC Graphix	110	Silkscreening	F	CADMIUM	6	4		
						CHROMIUM	6	4		
						COPPER	6	4		
						CYANIDE(T)	6	4		
						LEAD	6	4		
						NICKEL	6	4		
						SILVER	6	4		
						TTO CERT		4		
						TTO(413+433)-P	1			
						ZINC	6	4		
11-0398	05-A	Unifirst Corporation	120	Metal Etching / Coating	L					
			110	Industrial Laundry	L	CADMIUM	4	4		
						CHROMIUM	4	4		
						COPPER	4	4		
						FLOW		4		
						FLOW MAX		4		
						LEAD	4	4		
						NICKEL	4	4		
						OIL/GREASE	7	4		
						PH	7	4		
11-0444	04-A	CP Kelco	430	R&D Pilot Plant	L	PH HIGHEST	1			
						PH LOWEST	1			
						ZINC	4	4		
						FLOW		12		
						PH	48	12		
						PH HIGHEST	4			
						PH LOWEST	4			
						SULFIDE DISSOLVD	11	10		
						799	Storm Water	L		

Sampling at SIUs Discharging to Treatment Plant 1
between 01-JAN-11 and 31-DEC-11

Report run on: February 17, 2012 2:22 PM

Page 15

Facility	Pmt	Name	Conn	Principle Process	Pmt Include	Parmcode	City Samples	Self Samples		
11-0444	04-A	CP Kelco	800	Kelco SBP & Cogen Plant	L	FLOW		12		
						NICKEL	7	12		
						PH	48	12		
						PH HIGHEST	7			
						PH LOWEST	7			
11-0526	02-A	UT; Thrifty Oil Company # 096	100	GW remediation: gas w/FP	L	SULFIDE DISSOLVD	12	13		
						BNZ(W/OAGG)	7	7		
						BTEX	7	7		
						FLASH	7	7		
						FLOW RATE MAX		12		
11-0534	02-A	UT; City of San Diego - Storm Water Dept	100	two westernmost pits	L	FLOW RATE MAX		12		
						110 southwest corner pit	L	FLOW RATE MIN		12
						120 northwest corner pit	L	FLOW RATE MIN		12
						210 southeast corner pit	L	FLOW RATE MIN		12
						220 northeast corner pit	L	FLOW RATE MIN		12
12-0038	04-A	RJ Donovan Correctional Facility	100	Prison Sewer Main	L	OIL/GREASE	6	6		
						PH	6	6		
						SILVER CERT		2		
12-0065	03-C	Emerald Textiles LLC	110	Commercial Laundry	L	OIL/GREASE	4	4		
						PH	4	4		
12-0144	03-A	AP Precision Metals	110	Metal Coating (Iron Phosphating)	F	CADMIUM	4	4		
						CHROMIUM	4	4		
						COPPER	4	4		
						CYANIDE(T)	4	4		
						FLOW		4		
						LEAD	4	4		
						NICKEL	4	4		
						PH	4	4		
						SILVER	4	4		
						TTO CERT		4		
						TTO(413+433)-P	1			
						ZINC	4	4		
						12-0154	03-A	Heinz Frozen Foods	110	Food Manufacturing
OIL/GREASE	23	12								
PH	26	12								
PH HIGHEST										
PH LOWEST										
TEMP	20	12								

Sampling at SIUs Discharging to Treatment Plant 1
between 01-JAN-11 and 31-DEC-11

Report run on: February 17, 2012 2:22 PM

Page 16

Facility	Pmt	Name	Conn	Principle Process	Pmt Include	Parmcode	City Samples	Self Samples
12-0202	02-A	Spec-Built Systems Inc	110	Iron Phosphating	F	CADMIUM	3	1
						CHROMIUM	3	1
						COPPER	3	1
						CYANIDE(T)	3	1
						FLOW		4
						LEAD	3	1
						NICKEL	3	1
						PH	3	1
						SILVER	3	1
						TTO CERT		4
						TTO(413+433)-P	2	
						ZINC	3	1
						12-0220	01-A	Circle Foods LLC
OIL/GREASE	23	12						
PH	24	12						
PH HIGHEST								
PH LOWEST								
TEMP	24	12						
12-0244	01-C	Harcon Precision Metals Inc	110	Chemical conversion coating & water Jet	F	CADMIUM	2	3
						CHROMIUM	2	3
						COPPER	2	3
						CYANIDE(T)	1	2
						FLOW		3
						FLOW MAX		3
						LEAD	2	3
						NICKEL	2	3
						PH	2	2
						PH HIGHEST	1	
						PH LOWEST	1	
						SILVER	2	3
						TTO CERT		2
TTO(413+433)-P	1	3						
ZINC	2	3						
12-0264	01-A	UT; SC Valley Engineering Inc	100	Groundwater	L	FLOW RATE MAX		
						FLOW RATE MIN		
13-0115	04-B	Doncasters GCE Industries	200	Bldg 2 Lateral, 1887 Nirvana Av	L	ZERODISCHRG		4
						CERT		
			300	Bldg 3 Lateral, 757 Main St	L			
			330	Dye Pen / Vibra Clean	F	CADMIUM	10	4

Sampling at SIUs Discharging to Treatment Plant 1
between 01-JAN-11 and 31-DEC-11

Report run on: February 17, 2012 2:22 PM

Page 17

Facility	Pmt	Name	Conn	Principle Process	Pmt Include	Parmcode	City Samples	Self Samples				
13-0115	04-B	Doncasters GCE Industries	330			CHROMIUM	10	4				
						COPPER	10	4				
						CYANIDE(T)	10	4				
						LEAD	10	4				
						NICKEL	10	4				
						PH	10	4				
						PH HIGHEST	2					
						PH LOWEST	2					
						SILVER	10	4				
						TTO CERT		4				
			TTO(413+433)-P			1						
			ZINC			10	4					
			410			Dye Pen / Water Jet Cutting			F	CADMIUM	4	4
										CHROMIUM	4	4
										COPPER	4	4
										CYANIDE(T)	4	4
										LEAD	4	4
										NICKEL	4	4
										PH	4	4
										PH HIGHEST	2	
PH LOWEST	2											
SILVER	4	4										
TTO CERT		4										
TTO(413+433)-P	1											
ZINC	4	4										
13-0161	04-A	Rohr Inc dba Goodrich Aerostructures	210	Tumble / Hydro Test / Cool	F	CADMIUM	4	4				
						CHROMIUM	4	4				
						COPPER	4	4				
						CYANIDE(T)	4	4				
						LEAD	4	4				
						NICKEL	4	4				
						PH	4	4				
						PH HIGHEST	1					
						PH LOWEST	1					
						SILVER	4	4				
			TTO CERT				4					
			TTO(413+433)-P			1						
			ZINC			4	4					
			250			Metal Finishing &			F	CADMIUM	7	5

Sampling at SIUs Discharging to Treatment Plant 1
between 01-JAN-11 and 31-DEC-11

Report run on: February 17, 2012 2:22 PM

Page 18

Facility	Pmt	Name	Conn	Principle Process	Pmt Include	Parmcode	City Samples	Self Samples			
13-0161	04-A	Rohr Inc dba Goodrich Aerostructures	250			CHROMIUM	7	5			
						COPPER	7	5			
						CYANIDE(T)	4	5			
						LEAD	7	5			
						NICKEL	7	5			
						PH	7	5			
						PH HIGHEST	1				
						PH LOWEST	1				
						SILVER	7	5			
						TTO CERT		4			
						TTO(413+433)-P	1				
						ZINC	7	5			
						13-0303	04-A	UT; World Oil Marketing Company	700	Sewer Lateral w/CT Bleed	L
100	Groundwater remediation	L									
			BNZ(W/OAGG)								
			BTEX								
			FLASH								
13-0454	03-A	UT; Innovative Environmental Solutions	100	GW remediation: gas w/FP	L						
									BNZ(W/OAGG)	1	5
									BTEX	1	5
									FLASH	1	5
									FLOW RATE MAX		12
									FLOW RATE MIN		12
									REPORT RPT		7
13-0466	02-A	UT; Ami Adini & Associates Inc	100	Groundwater remediation	L						
									BNZ(W/OAGG)	1	5
									BTEX	1	5
									FLASH	1	5
									FLOW RATE MAX		4
14-0034	04-A	Hotel Del Coronado	110	Commercial laundry	L						
									OIL/GREASE	4	4
									PH	4	3
									PH HIGHEST	4	
16-0033	04-A	Garvin Industries	110	Cleaning/Fe Phosphating	F						
									CADMIUM	5	4
									CHROMIUM	5	4
									COPPER	5	4
									CYANIDE(T)	5	4
									LEAD	5	4
									NICKEL	5	4

Sampling at SIUs Discharging to Treatment Plant 1
between 01-JAN-11 and 31-DEC-11

Report run on: February 17, 2012 2:22 PM

Page 19

Facility	Pmt	Name	Conn	Principle Process	Pmt Include	Parmcode	City Samples	Self Samples
16-0033	04-A	Garvin Industries	110			PH	5	4
						SILVER	5	4
						TTO(413+433)-P	1	
						ZINC	5	4
16-0209	04-A	Chromalloy San Diego	110	Metal finishing ops w/o discharge	F	ZERODISCHRG		2
						CERT		
			220	Dye penetrant testing	F	CADMIUM	3	3
						CHROMIUM	3	3
						COPPER	3	3
						CYANIDE(T)	3	3
						FLOW		4
						LEAD	3	3
						NICKEL	3	3
						SILVER	3	3
						TTO CERT		4
						TTO(413+433)-P	1	
						ZINC	3	3
						16-0343	03-A	Vision Systems Inc
110	Etch / Chemfilm	F	CADMIUM	8	17			
			CHROMIUM	8	17			
			COPPER	8	17			
			FLOW		4			
			LEAD	8	17			
			NICKEL	8	17			
			PH	8	17			
			SILVER	8	17			
			TTO CERT		4			
			TTO(413+433)-P	1				
			ZINC	8	17			
			111	Chemfilm	F			
FLOW		4						
16-0348	03-A	Veridiam Inc				110	Metal Fab/Clean	F
			CHROMIUM	5	4			
			COPPER	5	4			
			CYANIDE(T)	5	4			
			FLOW		4			
			FLOW MAX		4			
			LEAD	5	4			
NICKEL	5	4						

Sampling at SIUs Discharging to Treatment Plant 1
between 01-JAN-11 and 31-DEC-11

Report run on: February 17, 2012 2:22 PM

Page 20

Facility	Pmt	Name	Conn	Principle Process	Pmt Include	Parmcode	City Samples	Self Samples		
16-0348	03-A	Veridiam Inc	110			PH	5	4		
						PH HIGHEST	5			
						PH LOWEST	5			
						SILVER	5	4		
						TTO CERT		4		
						TTO(413+433)-P	1			
						ZINC	5	4		
16-0520	04-A	GKN Aerospace Chem-tronics Inc	120	X-ray Processing	L	SILVER CERT		2		
			110	Chem Mill, Caustic Clean	F	CADMIUM	4	4		
						CHROMIUM	4	4		
						COPPER	4	4		
						CYANIDE(T)	4	4		
						LEAD	4	4		
						NICKEL	4	4		
						PH	4	4		
						PH HIGHEST	4			
						PH LOWEST	4			
						SILVER	4	4		
						TTO CERT		4		
						TTO(413+433)-P	1			
						ZINC	4	4		
					210	Clean, Dye Pen, Tumble	F	CADMIUM	4	4
								CHROMIUM	4	4
								COPPER	4	4
								CYANIDE(T)	4	4
								LEAD	4	4
								NICKEL	4	4
					PH	4	4			
					PH HIGHEST	4				
					PH LOWEST	4				
					SILVER	4	4			
					TTO CERT		4			
					TTO(413+433)-P	1				
					ZINC	4	4			
		410	Chembrite	F	CADMIUM	4	4			
					CHROMIUM	4	4			
					COPPER	4	4			
					CYANIDE(T)	4	4			
					LEAD	4	4			

Sampling at SIUs Discharging to Treatment Plant 1
between 01-JAN-11 and 31-DEC-11

Report run on: February 17, 2012 2:22 PM

Page 21

Facility	Pmt	Name	Conn	Principle Process	Pmt Include	Parmcode	City Samples	Self Samples			
16-0520	04-A	GKN Aerospace Chem-tronics Inc	410			NICKEL	4	4			
						PH	4	4			
						PH HIGHEST	4				
						PH LOWEST	4				
						SILVER	4	4			
						TTO CERT		4			
						TTO(413+433)-P	1				
						ZINC	4	4			
						420	Steam Cleaning	F	CADMIUM	4	4
									CHROMIUM	4	4
									COPPER	4	4
									CYANIDE(T)	4	4
									LEAD	4	4
									NICKEL	4	4
			SILVER	4	4						
			TTO CERT		4						
			TTO(413+433)-P	1							
			ZINC	4	4						
			430	X-Ray Processing	L				SILVER CERT		2
			450	Bldg 5 Steam Clean, Dye Pen	F				CADMIUM	4	4
									CHROMIUM	4	4
						COPPER	4	4			
						CYANIDE(T)	4	4			
						LEAD	4	4			
						NICKEL	4	4			
						SILVER	4	4			
						TTO CERT		4			
TTO(413+433)-P	1										
ZINC	4	4									
460	Dye Penetrant Test	F				CADMIUM	4	4			
						CHROMIUM	4	4			
						COPPER	4	4			
						CYANIDE(T)	4	4			
			LEAD	4	4						
			NICKEL	4	4						
			SILVER	4	4						
			TTO CERT		4						
			TTO(413+433)-P	1							
			ZINC	4	4						

Sampling at SIUs Discharging to Treatment Plant 1
between 01-JAN-11 and 31-DEC-11

Report run on: February 17, 2012 2:22 PM

Page 22

Facility	Pmt	Name	Conn	Principle Process	Pmt Include	Parmcode	City Samples	Self Samples			
16-0520	04-A	GKN Aerospace Chem-tronics Inc	510	Bldg 8 Dye Pen	F	CADMIUM	4	4			
						CHROMIUM	4	4			
						COPPER	4	4			
						CYANIDE(T)	4	4			
						LEAD	4	4			
						NICKEL	4	4			
						SILVER	4	4			
						TTO CERT		4			
						TTO(413+433)-P	1				
						ZINC	4	4			
						520	Alodining	L	ZERODISCHRG		1
									CERT		
						620	Bldg9 Water Jet Cutting	F	CADMIUM	4	4
			CHROMIUM	4	4						
			COPPER	4	4						
			CYANIDE(T)	4	4						
			LEAD	4	4						
			NICKEL	4	4						
			SILVER	4	4						
			TTO CERT		4						
			TTO(413+433)-P	1							
ZINC	4	4									
16-0529	03-A	Triumph Fabrications - San Diego	100	Building Lateral	L				SILVER CERT		2
									110	Metal Finishing	F
			CHROMIUM	4	5						
			COPPER	4	5						
			CYANIDE(T)	4	5						
			FLOW		4						
			FLOW MAX		1						
			LEAD	4	5						
			NICKEL	4	5						
			PH	4	5						
			SILVER	4	5						
			TTO CERT		4						
			TTO(413+433)-P	1							
			ZINC	4	5						
130	Plaster Mold / Pan Wash	L									
160	Dye Pen (FPI #3)	F	CADMIUM	4	4						
			CHROMIUM	4	4						

Sampling at SIUs Discharging to Treatment Plant 1
between 01-JAN-11 and 31-DEC-11

Report run on: February 17, 2012 2:22 PM

Page 23

Facility	Pmt	Name	Conn	Principle Process	Pmt Include	Parmcode	City Samples	Self Samples						
16-0529	03-A	Triumph Fabrications - San Diego	160			COPPER	4	4						
						CYANIDE(T)	4	4						
						FLOW		4						
						FLOW MAX		1						
						LEAD	4	4						
						NICKEL	4	4						
						SILVER	4	4						
						TTO CERT		4						
						TTO(413+433)-P	1							
						ZINC	4	4						
			170	Dye Pen (FPI #1/4)	F	CADMIUM	4	4						
						CHROMIUM	4	4						
						COPPER	4	4						
						CYANIDE(T)	4	4						
						FLOW		4						
						FLOW MAX		1						
						LEAD	4	4						
						NICKEL	4	4						
						SILVER	4	4						
						TTO CERT		4						
16-0727	03-A	UT; Thrifty Oil Company # 420	100	Groundwater remediation	L	TTO(413+433)-P	1							
						ZINC	4	4						
						BNZ(W/OAGG)	4	4						
						BTEX	4	4						
						FLASH	4	4						
						FLOW RATE MAX		12						
						FLOW RATE MIN		12						
						16-0743	01-A	UT; Hargrave Environmental Consulting Inc	100	Groundwater Remediation	L	BNZ(W/OAGG)	1	1
												BTEX	1	1
												FLASH	1	1
17-0013	02-A	UT; Thrifty Oil Company # 416	100	GW remediation: gas w/FP	L	FLOW RATE MAX		1						
						FLOW RATE MIN		1						
						BNZ(W/OAGG)	7	12						
						BTEX	7	12						
						FLASH	7	12						
19-0313	02-A	UT; Thrifty Oil Company # 110	100	GW remediation: gasoline	L	FLOW RATE MAX		12						
						FLOW RATE MIN		12						
						BNZ(W/OAGG)	6	5						
						BTEX	6	5						

Sampling at SIUs Discharging to Treatment Plant 1
between 01-JAN-11 and 31-DEC-11

Report run on: February 17, 2012 2:22 PM

Page 24

Facility	Pmt	Name	Conn	Principle Process	Pmt Include	Parmcode	City Samples	Self Samples						
19-0313	02-A	UT; Thrifty Oil Company # 110	100			FLASH	6	5						
						FLOW RATE MAX		11						
						FLOW RATE MIN		11						
20-0043	05-A	Hallmark Circuits Inc	110	PC Board Manufacturing	F	CADMIUM	3	5						
						CHROMIUM	3	5						
						COPPER	3	5						
						FLOW		5						
						LEAD	3	5						
						NICKEL	3	5						
						PH	3	5						
						PH HIGHEST	3							
						PH LOWEST	3							
						SILVER	3	5						
						TTO CERT		5						
						TTO(413+433)-P	1							
						ZINC	3	5						
						111		Gold Tab Plating			F	CYANIDE(A)	1	5
												CYANIDE(T)	1	
FLOW		5												
112		Immersion Gold Plating and Tip			F	CYANIDE(T)	3	5						
						FLOW		5						
20-0108	04-A	Valley Metals	110	Metal Forming/Finishing	F	AMMONIA	5	4						
						CADMIUM	5	4						
						CHROMIUM	5	4						
						COPPER	5	4						
						CYANIDE(T)	5	4						
						FLUORIDE	5	4						
						LEAD	5	4						
						NICKEL	5	4						
						PH	5	4						
						PH HIGHEST	3							
						PH LOWEST	3							
						SILVER	5	4						
						TTO(413+433)-P	1							
						ZINC	5	4						
						20-0109	04-A	L & T Precision Sheet Metal	120	X-ray Processing	L			
100	Sewer Lateral	L		4										
120	Silkscreen Cleaning	F	CADMIUM	4	4									

Sampling at SIUs Discharging to Treatment Plant 1
between 01-JAN-11 and 31-DEC-11

Report run on: February 17, 2012 2:22 PM

Page 25

Facility	Pmt	Name	Conn	Principle Process	Pmt Include	Parmcode	City Samples	Self Samples						
20-0109	04-A	L & T Precision Sheet Metal	120			CHROMIUM	4	4						
						COPPER	4	4						
						CYANIDE(T)	4	4						
						FLOW		4						
						LEAD	4	4						
						NICKEL	4	4						
						SILVER	4	4						
						TTO CERT		4						
						TTO(413+433)-P	1							
						ZINC	4	4						
						20-0122	03-A	K-Tube Corporation	110	Pressure Washing	F	CADMIUM	4	4
												CHROMIUM	4	4
												COPPER	4	4
CYANIDE(T)	4	4												
FLOW		4												
LEAD	4	4												
NICKEL	4	4												
PH	4	4												
PH HIGHEST	4													
PH LOWEST	4													
SILVER	4	4												
TTO CERT		4												
TTO(413+433)-P	1													
ZINC	4	4												
20-0122	03-A	K-Tube Corporation	120	Tube Manufacturing	F	CADMIUM	4	4						
						CHROMIUM	4	4						
						COPPER	4	4						
						CYANIDE(T)	4	4						
						FLOW		4						
						LEAD	4	4						
						NICKEL	4	4						
						PH	4	4						
						PH HIGHEST	3							
						PH LOWEST	3							
						SILVER	4	4						
						TTO CERT		4						
						TTO(413+433)-P	1							
ZINC	4	4												
21-0248	03-A	Creative Metal Industries	110	Silkscreen Cleaning	F	CADMIUM	5	6						

Sampling at SIUs Discharging to Treatment Plant 1
between 01-JAN-11 and 31-DEC-11

Report run on: February 17, 2012 2:22 PM

Page 26

Facility	Pmt	Name	Conn	Principle Process	Pmt Include	Parmcode	City Samples	Self Samples			
21-0248	03-A	Creative Metal Industries	110			CHROMIUM	5	6			
						COPPER	5	6			
						CYANIDE(T)	5	6			
						FLOW		5			
						LEAD	5	6			
						NICKEL	5	6			
						SILVER	5	6			
						TTO CERT		4			
						TTO(413+433)-P	1				
						ZINC	5	6			
						ZERODISCHRG		2			
						CERT					
						ZERODISCHRG		2			
21-0252	03-A	Compucraft Industries Inc	100	Zero discharge Cr wastewater	L	ZERODISCHRG		2			
						CERT					
						ZERODISCHRG		2			
			110	Metalfinishing	F	CADMIUM	5	4			
						CHROMIUM	5	4			
						COPPER	5	4			
						CYANIDE(T)	5	4			
						FLOW		4			
						FLOW MAX		2			
						LEAD	5	4			
						NICKEL	5	4			
						PH	5	3			
						PH HIGHEST	1				
						PH LOWEST	1				
						SILVER	5	4			
						TTO CERT		4			
						TTO(413+433)-P	1				
						ZINC	5	4			
						120	Fabrication/Machining	F	CADMIUM	5	4
									CHROMIUM	5	4
									COPPER	5	4
									CYANIDE(T)	5	4
									FLOW		4
									FLOW MAX		2
									LEAD	5	4
									NICKEL	5	4
									PH	5	3
PH HIGHEST	1										

Sampling at SIUs Discharging to Treatment Plant 1
between 01-JAN-11 and 31-DEC-11

Report run on: February 17, 2012 2:22 PM

Page 27

Facility	Pmt	Name	Conn	Principle Process	Pmt Include	Parmcode	City Samples	Self Samples						
21-0252	03-A	Compucraft Industries Inc	120			PH LOWEST	1							
						SILVER	5	4						
						TTO CERT		4						
						TTO(413+433)-P	1							
21-0302	02-A	UT; Thrifty Oil Company # 113	100	GW Remediation: gas w/FP	L	ZINC	5	4						
						BNZ(W/OAGG)	7	6						
						BTEX	7	6						
						FLASH	7	6						
						FLOW RATE MAX		12						
						FLOW RATE MIN		12						
						REPORT RPT		5						
22-0039	05-A	Culligan Water Company of San Diego Inc	210	Softener Regen	L	FLOW		4						
33-0044	02-A	Coating Services Group LLC	110	MF assoc process rinses	F	CADMIUM	5	3						
						CHROMIUM	5	3						
						COPPER	5	3						
						CYANIDE(T)	5	3						
						FLOW		3						
						FLOW MAX		1						
						LEAD	5	3						
						NICKEL	5	3						
						SILVER	5	3						
						TTO CERT		3						
						TTO(413+433)-P	1							
						ZINC	5	3						
34-0070	02-A	Golden State Metal Finishing	110	Treated MF Rinses	F	CADMIUM	4	4						
						CHROMIUM	4	4						
						COPPER	4	4						
						CYANIDE(T)	4	4						
						FLOW		4						
						LEAD	4	4						
						NICKEL	4	4						
						PH	4	4						
						SILVER	4	4						
						TTO CERT		4						
						TTO(413+433)-P	1							
						ZINC	4	4						
						120		Ni Seal / Black Dye / Chemfilm			L	ZERODISCHRG		2
												CERT		

Sampling at SIUs Discharging to Treatment Plant 1
between 01-JAN-11 and 31-DEC-11

Report run on: February 17, 2012 2:22 PM

Page 28

<i>Facility</i>	<i>Pmt</i>	<i>Name</i>	<i>Conn</i>	<i>Principle Process</i>	<i>Pmt Include</i>	<i>Parmcode</i>	<i>City Samples</i>	<i>Self Samples</i>
36-0001	01-A	Otay Mesa Energy Center LLC	110	WetSac blowdown + OWS	F	CHROMIUM	4	4
						FLOW		4
						OIL/GREASE	4	4
						PH	4	4
						PH HIGHEST		
						PH LOWEST		
						ZINC	4	4
			120	PCB zero discharge	F	ZERODISCHRG		4
						CERT		

78

TTO Sampling at SIUs discharging to Treatment Plant 1 between 01-Jan-11 and 31-Dec-11

Report run on: February 17, 2012 2:29 PM

Page 1

Facility	Pmt	Name	Conn	Principle Process	Batch	City TTO Samples	Self TTO Samples	Self Certification
02-0485	02-A	Quantum Design Inc	110	Cleaning/Etching	N	1		4
02-0505	04-A	Curtis Technology Inc	100	Chem Milling		1		4
03-0115	05-A	ATK Space Systems	410	Abrasive Jet Machining		1		4
03-0717	05-A	Action Powder Coating LLC	110	Coating / cleaning		1		4
03-0722	05-A	Polese Company Inc	110	Metal Finishing / Surface Treatment		1		5
03-0920	03-C	A to Z Metal Finishing	110	Metal Finishing	Y	1		4
03-1017	02-A	Anocote Metal Finishing	110	Etch, anodize, cleaning rinses	Y	1		4
05-0985	03-B	Pacific Gas Turbine Center	110	Metal Finishing	N	1		
05-0997	04-A	TTM Printed Circuit Group Inc	220	PCB Manufacturing		1		6
06-0026	04-A	Cubic Defense Applications Inc	150	wave soldering		1		4
			160	deburring / silkscreening		1		4
			170	testing		1		4
06-0058	05-A	Kyocera America Inc	130	Ni plating, cleaning		1		6
			140	Alkaline soap cleaning	N	1		5
06-0267	05-A	Hamilton Sundstrand Power Systems	110	Metal Cleaning / Etching		1		4
08-0018	04-A	USN:Naval Base Coronado - NASNI	120	IWTP @ NASNI		1	1	
			140	Engine Test Cell Cleaning		1		3
			150	Oil Recovery Plant		1		
			160	Hydrostatic testing		1		3
			180	Pump/valve/hose testing				4
			190	Aircraft Test Pad Cleaning	N	1	1	3
11-0024	04-A	Southern California Plating Company Inc	110	Anodize/chromating/phosphating		1		4
11-0051	05-A	General Dynamics NASSCO	310	WWTF Effluent	N	1		4
11-0272	04-A	Major Scientific Industries	110	PCB Manufacturing	Y	1		4
11-0334	05-A	K & R Graphix	110	Silkscreening (MF assoc op)	N	1		4
12-0144	03-A	AP Precision Metals	110	Metal Coating (Iron Phosphating)	N	1		4
12-0202	02-A	Spec-Built Systems Inc	110	Iron Phosphating	N	2		4
12-0244	01-C	Harcon Precision Metals Inc	110	Chemical conversion coating & water Jet	N	1	2	2
13-0115	04-B	Doncasters GCE Industries	330	Dye Pen / Vibra Clean	N	1		4
			410	Dye Pen / Water Jet Cutting	N	1		4
13-0161	04-A	Rohr Inc dba Goodrich Aerostructures	210	Tumble / Hydro Test / Cool		1		4
			250	Metal Finishing & Stormwater	N	1		4
16-0033	04-A	Garvin Industries	110	Cleaning/Fe Phosphating	Y	1		4
16-0209	04-A	Chromalloy San Diego	220	Dye penetrant testing	N	1		4

**TTO Sampling at SIUs discharging to Treatment Plant 1
between 01-Jan-11 and 31-Dec-11**

Report run on: February 17, 2012 2:29 PM

Page 2

Facility	Pmt	Name	Conn	Principle Process	Batch	City TTO Samples	Self TTO Samples	Self Certification
16-0343	03-A	Vision Systems Inc	110	Etch / Chemfilm	Y	1		4
16-0348	03-A	Veridiam Inc	110	Metal Fab/Clean		1		4
16-0520	04-A	GKN Aerospace Chem-tronics Inc	110	Chem Mill, Caustic Clean	N	1		4
			210	Clean, Dye Pen, Tumble		1		4
			410	Chembrite		1		4
			420	Steam Cleaning		1		4
			450	Bldg 5 Steam Clean, Dye Pen	N	1		4
			460	Dye Penetrant Test		1		4
			510	Bldg 8 Dye Pen		1		4
			620	Bldg9 Water Jet Cutting	N	1		4
16-0529	03-A	Triumph Fabrications - San Diego	110	Metal Finishing	Y	1		4
			160	Dye Pen (FPI #3)	N	1		4
			170	Dye Pen (FPI #1/4)	N	1		4
18-0170	04-A	Lemon Grove Plating/Equality Plating Company	110	Job Shop Electroplating	Y	1		2
20-0043	05-A	Hallmark Circuits Inc	110	PC Board Manufacturing		1		5
20-0108	04-A	Valley Metals	110	Metal Forming/Finishing		1		4
20-0109	04-A	L & T Precision Sheet Metal	120	Silkscreen Cleaning	N	1		4
20-0122	03-A	K-Tube Corporation	110	Pressure Washing	N	1		4
			120	Tube Manufacturing	N	1		4
21-0248	03-A	Creative Metal Industries	110	Silkscreen Cleaning	N	1		4
21-0252	03-A	Compucraft Industries Inc	110	Metalfinishing	N	1		4
			120	Fabrication/Machining	N	1		4
33-0044	02-A	Molecular Metallurgy Inc	110	MF assoc process rinses	Y	1		3
34-0070	02-A	Golden State Metal Finishing	110	Treated MF Rinses	N	1		4

PARMNAME	PARMCODE	PROTOCOL	MDL	UNITS
1,1,1-Trichloroethane	111-3CLETH	EPA624	2.28	ug/L
1,1,2,2-Tetrachloroethane	1122-4CLET	EPA624	1.36	ug/L
1,1,2-Trichloroethane	112-3CLETH	EPA624	1.59	ug/L
1,1-Dichloroethane	11-2CLETH	EPA624	1.84	ug/L
1,1-Dichloroethene	11-2CLETHE	EPA624	2.58	ug/L
1,12-Benzoperylene (benzo(ghi)perylene)	BGHIP	EPA625	5.22	ug/L
1,2,4-Trichlorobenzene	124-3CLBNZ	EPA625	11.1	ug/L
1,2,5,6-Dibenzanthracene (dibenzo(a,h)anthrac)	2BANTH	EPA625	7.66	ug/L
1,2-Benzanthracene (benzo(a)anthracene)	BAA	EPA625	5.2	ug/L
1,2-Dichloroethane	12-2CLETHA	EPA624	1.57	ug/L
1,2-Dichloropropane	12-2CLPROP	EPA624	1.84	ug/L
1,2-Diphenylhydrazine	12-2PHENHYDRA	EPA625	8.45	ug/L
1,2-Trans-dichloroethene	T12-2CLETHE	EPA624	2.43	ug/L
1,3-Dichlorobenzene	13-2CLBNZ	EPA624	2.43	ug/L
1,4-Dichlorobenzene	14-2CLBNZ	EPA624	2.25	ug/L
11,12-Benzofluoranthene (benzo(k)fluoranthene)	BKF	EPA625	7.9	ug/L
2,4,6-Trichlorophenol	246-3CLPHENOL	EPA625	8.87	ug/L
2,4-Dichlorophenol	24-2CLPHN	EPA625	9.32	ug/L
2,4-Dimethylphenol	24-2MPHN	EPA625	11	ug/L
2,4-Dinitrophenol	24-2NPHN	EPA625	8.98	ug/L
2,4-Dinitrotoluene	24-2NTOL	EPA625	6	ug/L
2,6-Dinitrotoluene	26-2NTOL	EPA625	6.97	ug/L
2-Chloroethyl vinyl ether	2CLETHYLVINYL	EPA624	1.66	ug/L
2-Chloronaphthalene	2-CLNAPTH	EPA625	7.64	ug/L
2-Chlorophenol	2-CLPHN	EPA625	5	ug/L
2-Nitrophenol	2-NPHN	EPA625	9.22	ug/L
3,3-Dichlorobenzidine	33-2CLBZID	EPA625	9.99	ug/L
3,4-Benzofluoranthene (benzo(b)fluoranthene)	BBF	EPA625	6.98	ug/L
4,4'-DDD (p,p-TDE)	44-DDD	EPA608	.017	ug/L
4,4'-DDE (p,p-DDX)	44-DDE	EPA608	.047	ug/L
4,4'-DDT	44-DDT (W/OAGG)		.017	ug/L
4,6-Dinitro-o-cresol	2M46-2NPHN	EPA625	9.6	ug/L
4-Bromophenyl phenyl ether	4-BPPE	EPA625	6.04	ug/L
4-Chlorophenyl phenyl ether	4-CLPHPHE	EPA625	4.99	ug/L
4-Nitrophenol	4-NPHN	EPA625	4.9	ug/L
Acenaphthene	ACENAPE	EPA625	5.45	ug/L
Acenaphthylene	ACENAPTYLE	EPA625	8.34	ug/L
Acetone - 40CFR136.3 Table 1F	ACETONE:P-O	EPA1666	5	ug/L
Aldrin	ALDRIN	EPA608	.022	ug/L
Alpha-BHC (BHC=hexachloro-cyclohexane)	6CL-CHX-A	EPA608	.024	ug/L
Alpha-endosulfan	ENDOSLFN-A	EPA608	.025	ug/L
Aluminum, Total	ALUMINUM	EPA200.8	.036	mg/L
Ammonia (as nitrogen)	AMMONIA	SM4500-NH3-D	.3	mg/L
Anthracene	ANTHRACENE	EPA625	7.16	ug/L
Antimony, Total	ANTIMONY	EPA200.8	.004	mg/L
Arsenic, Total	ARSENIC	EPA200.8	.004	mg/L
Beginning Meter Read and Date	FLOWMETER READ 1	FLOW		gals
Benzene	BNZ (W/OAGG)		2.04	ug/L
Benzidine	BZID	EPA625	6.17	ug/L
Benzo(a)pyrene (3,4-benzopyrene)	BAP	EPA625	7.69	ug/L
Beryllium, Total	BERYLLIUM	EPA200.8	.005	mg/L
Beta-BHC	6CL-CHX-B	EPA608	.03	ug/L
Beta-endosulfan	ENDOSLFN-B	EPA608	.024	ug/L
Bis(2-chloroethoxy) methane	BCEOM	EPA625	10.4	ug/L
Bis(2-chloroethyl) ether	B2CLEETHER	EPA625	6.41	ug/L
Bis(2-chloroisopropyl) ether	B2CIE	EPA625	8.93	ug/L
Bis(2-ethylhexyl) phthalate	B2ETHXPHTH	EPA625	7.87	ug/L
Boron, Total	BORON	EPA200.8	.14	mg/L
Bromoform (tribromomethane)	BROMOFORM	EPA624	1.65	ug/L
Butyl benzyl phthalate	BUTBNZ PHT	EPA625	7.53	ug/L
Cadmium, Total	CADMIUM	EPA200.7	.009	mg/L
			.09	mg/L
		EPA200.8	.004	mg/L
Calcium, Total	CALCIUM	EPA200.7	.01	mg/L
Carbon tetrachloride (tetrachloromethane)	CARBON TET	EPA624	2.47	ug/L
Chemical Oxygen Demand	COD	COD_HACH8000	10	mg/L
Chemical Oxygen Demand, Soluble	COD SOLUBLE	COD_HACH8000		mg/L
Chlordane	CHLORDANE	EPA608	.5	ug/L
Chloride, Total	CHLORIDE	SM4500CLB		mg/L
Chlorobenzene	CLBNZ	EPA624	2.3	ug/L
Chlorodibromomethane (dibromochloromethane)	2BRCLMETH	EPA624	1.59	ug/L
Chloroethane	ETHYL CL	EPA624	2.23	ug/L
Chloroform (trichloromethane)	CHLOROFORM	EPA624	1.88	ug/L
Chromium, Total	CHROMIUM	EPA200.7	.009	mg/L
			.09	mg/L
		EPA200.8	.014	mg/L
Chrysene	CHRYSENE	EPA625	4.04	ug/L
Combustibles, in air	COMBUSTIBLES-AIR	AIR		PercentLEL

PARMNAME	PARMCODE	PROTOCOL	MDL	UNITS
Copper, Total	COPPER	EPA200.7	.006	mg/L
		EPA200.8	.06	mg/L
			.006	mg/L
Cyanide, Amenable	CYANIDE(A)	SM4500-CN-G	.002	mg/L
Cyanide, Total	CYANIDE(T)	SM4500-CN-G	.002	mg/L
Delta-BHC	6CL-CHX-D	EPA608	.03	ug/L
Di-n-butyl phthalate	DINBP	EPA625	5.89	ug/L
Di-n-octyl phthalate	2NOCTP	EPA625	9.17	ug/L
Dichlorobromomethane (bromodichloromethane)	BR2CLMETH	EPA624	1.78	ug/L
Dieldrin	DIELDRIN	EPA608	.012	ug/L
Diethyl phthalate	DEP	EPA625	4.66	ug/L
Dimethyl phthalate	DIMP	EPA625	4.64	ug/L
Ending Meter Read and Date	FLOWMETER READ 2	FLOW		gals
Endosulfan sulfate	ENDOSLFFN-S	EPA608	.022	ug/L
Endrin	ENDRIN	EPA608	.025	ug/L
Endrin aldehyde	ENDRIN-ALD	EPA608	.025	ug/L
Ethylbenzene	ETHYL BNZ	EPA624	2.61	ug/L
Flash Point-Instantaneous	FLASH	ASTME502		DegF
Flow/calendar day thru Connection	FLOW (MGD)			MGD
Fluoranthene	FLUORANTHN	EPA625	4.68	ug/L
Fluorene	FLUORENE	EPA625	4.04	ug/L
Fluoride, Total	FLUORIDE	EPA300	.001	mg/L
			.002	mg/L
		EPA340.2	.14	mg/L
		SM4500-F-C		mg/L
Gamma-BHC (Lindane)	6CL-CHX-G	EPA608	.024	ug/L
Gross Alpha Radioactivity	RADIOACTA	EPA900		pCi/L
Gross Beta Radioactivity	RADIOACTB	EPA900		pCi/L
Heptachlor	HEPTACHLOR	EPA608	.017	ug/L
Heptachlor epoxide	HEPCL EPOX	EPA608	.025	ug/L
Hexachlorobenzene	6CLBNZ	EPA625	6.89	ug/L
Hexachlorobutadiene	6CLBUTAD	EPA625	9.17	ug/L
Hexachloroethane	6CLETH	EPA625	5.27	ug/L
Hydrogen sulfide, in air	H2S-AIR	AIR		ppm
Indeno(1,2,3-cd)pyrene (2,3-o-phenylene pyrene)	ICDP	EPA625	7.7	ug/L
Industry Sump Maintenance	INDSUMP	SUMP		Grade
Iron, Total	IRON	EPA200.7	.02	mg/L
		EPA200.8	.08	mg/L
Isophorone	ISOPHORONE	EPA625	6	ug/L
Isopropyl acetate - 40CFR136.3 Table 1F	ISOP ACETATE:P-O	EPA1666	1	ug/L
			2	ug/L
Lead, Total	LEAD	EPA200.7	.025	mg/L
			.25	mg/L
		EPA200.8	.008	mg/L
Magnesium, Total	MAGNESIUM	EPA200.7	.02	mg/L
Manganese, Total	MANGANESE	EPA200.7	.006	mg/L
		EPA200.8	.01	mg/L
Mercury, Total	MERCURY	EPA200.8	.002	mg/L
Methyl bromide (bromomethane)	BRMETHANE	EPA624	1.98	ug/L
Methyl chloride (chloromethane)	CLMETHANE	EPA624	1.89	ug/L
Methylene chloride (dichloromethane)	METHYLE CL	EPA624	1.46	ug/L
Molybdenum, Total	MOLYBDENUM	EPA200.7	.015	mg/L
		EPA200.8	.004	mg/L
N-nitrosodi-n-propylamine	NNDNPRA	EPA625	8.67	ug/L
N-nitrosodimethylamine	NNDMA	EPA625	5.4	ug/L
N-nitrosodiphenylamine	NNP	EPA625	5.01	ug/L
Naphthalene	NAPHTHALENE	EPA625	7.47	ug/L
Nickel, Total	NICKEL	EPA200.7	.012	mg/L
			.12	mg/L
		EPA200.8	.006	mg/L
Nitrate	NITRATE	EPA300	.005	mg/L
			.007	mg/L
Nitrite	NITRITE	EPA300	.004	mg/L
			.005	mg/L
Nitrobenzene	NBNZ	EPA625	7.92	ug/L
Oil and grease, SGT-HEM	PETROLEUM HC	EPA1664-A	1.4	mg/L
Oil and grease, Total	OIL/GREASE		1.4	mg/L
Oxygen, in air	OXYGEN-AIR	AIR		Percent
P-chloro-m-cresol (4-chloro-3-methyl-phenol)	4-CL3-MPHN	EPA625	7.16	ug/L
PCB-1016 (Arochlor 1016)	PCB 1016	EPA608	.5	ug/L
PCB-1221 (Arochlor 1221)	PCB 1221	EPA608	.5	ug/L
PCB-1232 (Arochlor 1232)	PCB 1232	EPA608	.5	ug/L
PCB-1242 (Arochlor 1242)	PCB 1242	EPA608	.5	ug/L
PCB-1248 (Arochlor 1248)	PCB 1248	EPA608	.5	ug/L
PCB-1254 (Arochlor 1254)	PCB 1254	EPA608	.5	ug/L
PCB-1260 (Arochlor 1260)	PCB 1260	EPA608	.5	ug/L
Pentachlorophenol	5CLPHN	EPA625	2.73	ug/L
Phenanthrene	PHENATHRN	EPA625	4.76	ug/L

Analytical Methods Used by the IWLab in 2011

PARMNAME	PARMCODE	PROTOCOL	MDL	UNITS
Phenol	PHENOL	EPA625	2.43	ug/L
	PHENOL(W/OAGG)		2.43	ug/L
Potassium, Total	POTASSIUM	EPA200.7	.35	mg/L
Pyrene	PYRENE	EPA625	4.86	ug/L
Radiator Sump Maintenance	RADSUMP	SUMP		Grade
Selenium, Total	SELENIUM	EPA200.8	.006	mg/L
Silver, Total	SILVER	EPA200.7	.006	mg/L
			.06	mg/L
		EPA200.8	.006	mg/L
Sodium, Total	SODIUM	EPA200.7	.02	mg/L
		EPA200.8	.06	mg/L
Solids, Total Dissolved	TDS	SM2540-C	9.75	mg/L
Solids, Total Suspended	TSS	SM2540-D	5	mg/L
Solids, Total Suspended - modified 1/10 dil	TSS 1/10 DIL	SM2540-D		mg/L
Specific Conductance	CONDUCT	EPA120.1		umhos/cm
Specific Conductance-Composite	CONDUCT-COMP	EPA120.1		umhos/cm
Sulfate	SULFATE	EPA300	.007	mg/L
Sulfides, Dissolved	SULFIDE DISSOLVD	EPA376.2		mg/L
Temperature-Instantaneous	TEMP	SM2550-B		DegC
Tetrachloroethene	4CLETHE	EPA624	2.85	ug/L
Thallium, Total	THALLIUM	EPA200.8	.006	mg/L
Toluene	TOLUENE	EPA624	2.31	ug/L
Toxaphene	TOXAPHENE	EPA608	.5	ug/L
Trichloroethylene (trichloroethene)	3CLETHE	EPA624	2.47	ug/L
Trichlorofluoromethane	3CLFLMETH	EPA624	2.77	ug/L
Vinyl chloride (chloroethylene)	VINYL CL	EPA624	2.31	ug/L
Xylene (meta, para)	XYLENE(M+P)	EPA624	1.36	ug/L
Zinc, Total	ZINC	EPA200.7	.006	mg/L
			.06	mg/L
		EPA200.8	.008	mg/L
cis-1,3-Dichloropropene	C13-2CLPRE	EPA624	1.57	ug/L
pH highest (autosampler bottle composite)	PH COMP HIGHEST	SM4500-H+B		pH
pH lowest (autosampler bottle composite)	PH COMP LOWEST	SM4500-H+B		pH
pH-Instantaneous	PH	SM4500-H+B		pH
pH-highest value	PH HIGHEST	SM4500-H+B		pH
pH-lowest value	PH LOWEST	EPA150.1		pH
trans-1,3-Dichloropropene	T13-2CLPRE	EPA624	1.61	ug/L

193 rows selected.

CHAPTER 5 - INDUSTRIAL POLLUTANT DISCHARGES

5.1 INTRODUCTION

This section presents the results of influent and effluent monitoring for industrial pollutants for 2011 as well as historical influent and effluent data. The data demonstrates that there has been a steady decline in industrial pollutants discharged to the Metropolitan Sewerage System over the past 30 years. Since 1982, when the pretreatment program received EPA approval, the total influent metal loadings have declined by more than 64%, and the total effluent metal loadings have declined by 88%. This is particularly significant since the Metro service region has undergone substantial growth and development during the same time period, resulting in a 19% increase in wastewater flows to the system. During the same time period, there has been a 95% decrease in total heavy metals discharged by industry.

5.2 PT LOMA Influent / Effluent Metals Trends

Figure 5.2-1 presents the long-term trends in influent and effluent metals loadings at the Point Loma Wastewater Treatment Plant.

Figures 5.2-2 through 5.2-8 are graphs of individual constituent metals in the treatment plant influent and effluent over the period of 1982 through 2011. The constituents presented are cadmium, chromium, copper, lead, nickel, silver, and zinc.

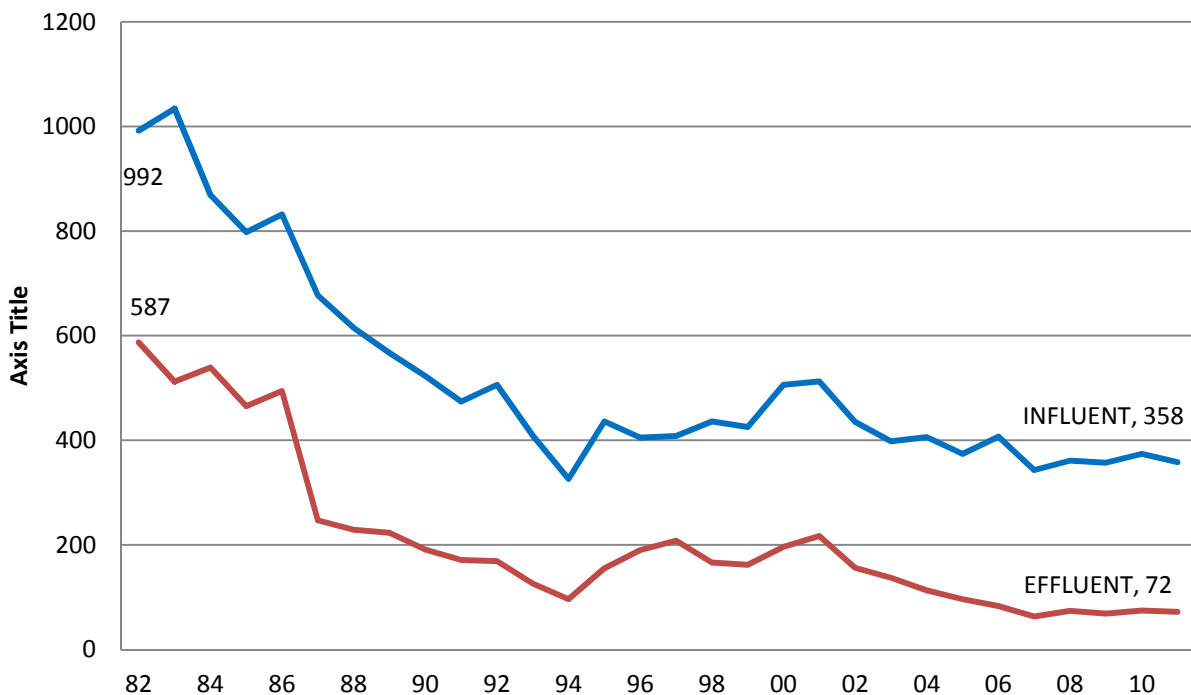
Enforcement of Pretreatment Standards and implementation of Source Control Programs have effectively reduced pollutant loadings at the plant headworks, ensuring that there are no incidents of pass-through or interference attributed to industrial discharges at the Point Loma facility, the receiving waters are protected, and the plant's biosolids qualify for maximum beneficial use.

5.3 POINT LOMA TREATMENT PLANT MONITORING FOR 2011

During 2011, the Point Loma Treatment Plant did not experience any upset, interference, or pass through incidents attributable to non-domestic users of the Metropolitan Sewerage system. A summary of the influent and effluent average metals loadings for the Point Loma Treatment Plant for 2011 is presented on pages 5-6, Tables 5.3-1 and 5.3-2. For monthly averaging purposes in these tables and graphs, “less than” and “not detected” values were treated as zero when all values for a given month were < MDL; however, when one or more values were >MDL, “less than” and “not detected” values were treated as ½ the MDL.

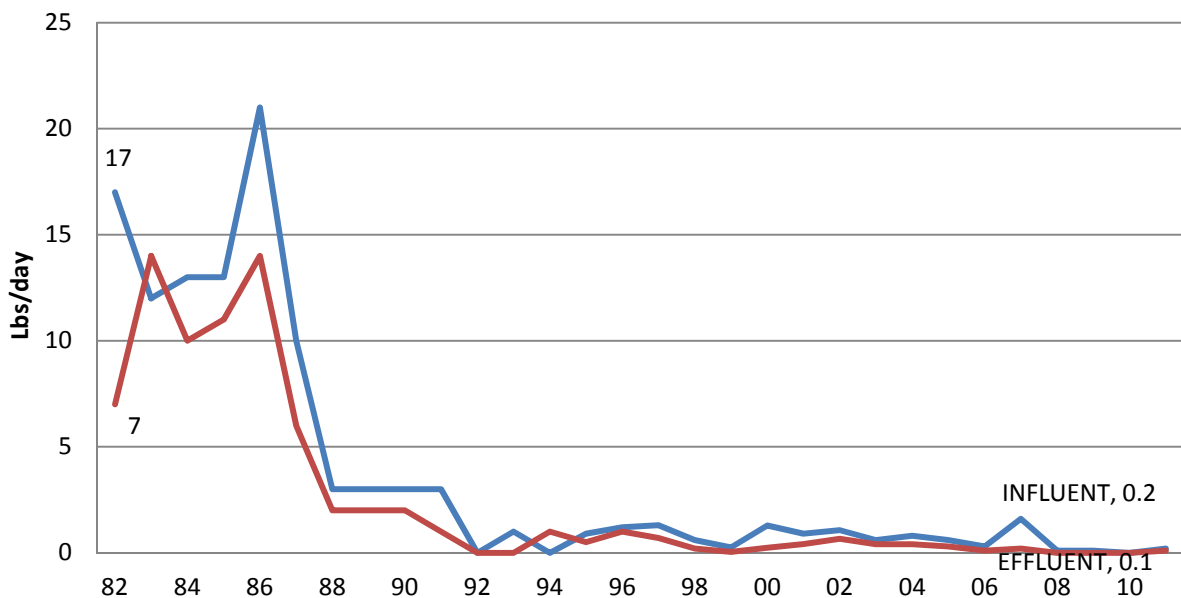
Pt Loma Influent/Effluent Metals

Total of Cd, Cr, Cu, Pb, Ni, Ag, Zn



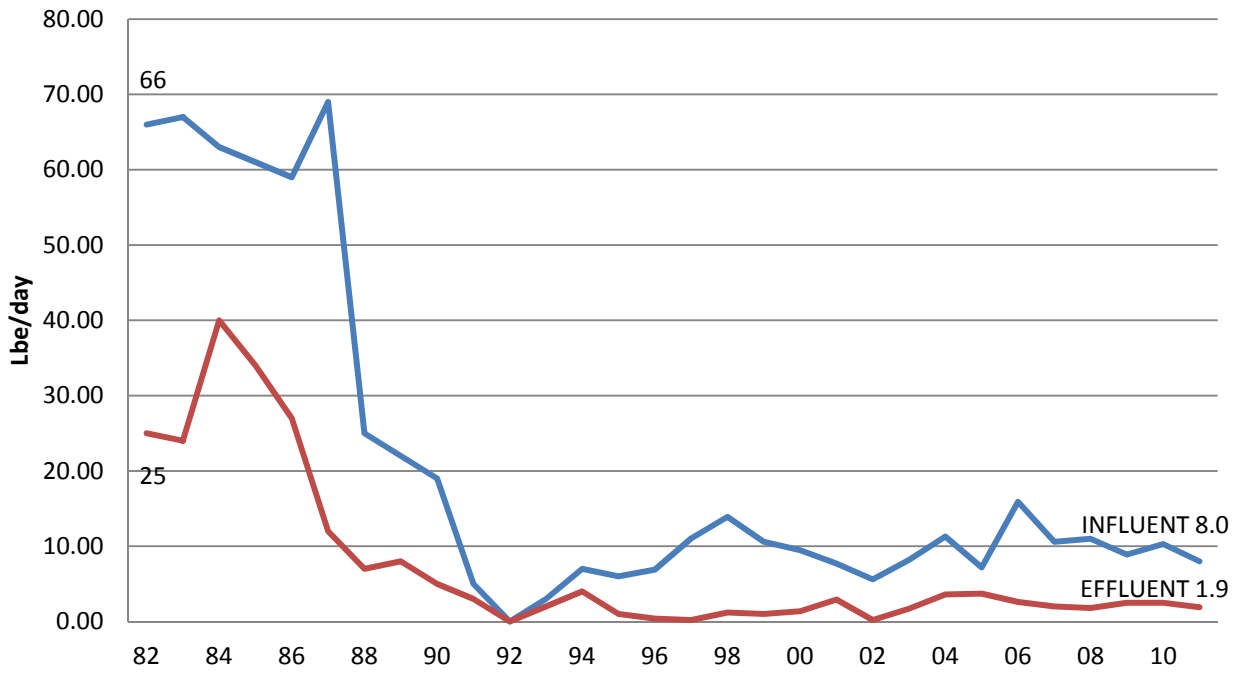
Cadmium

Pt Loma Influent/Effluent History



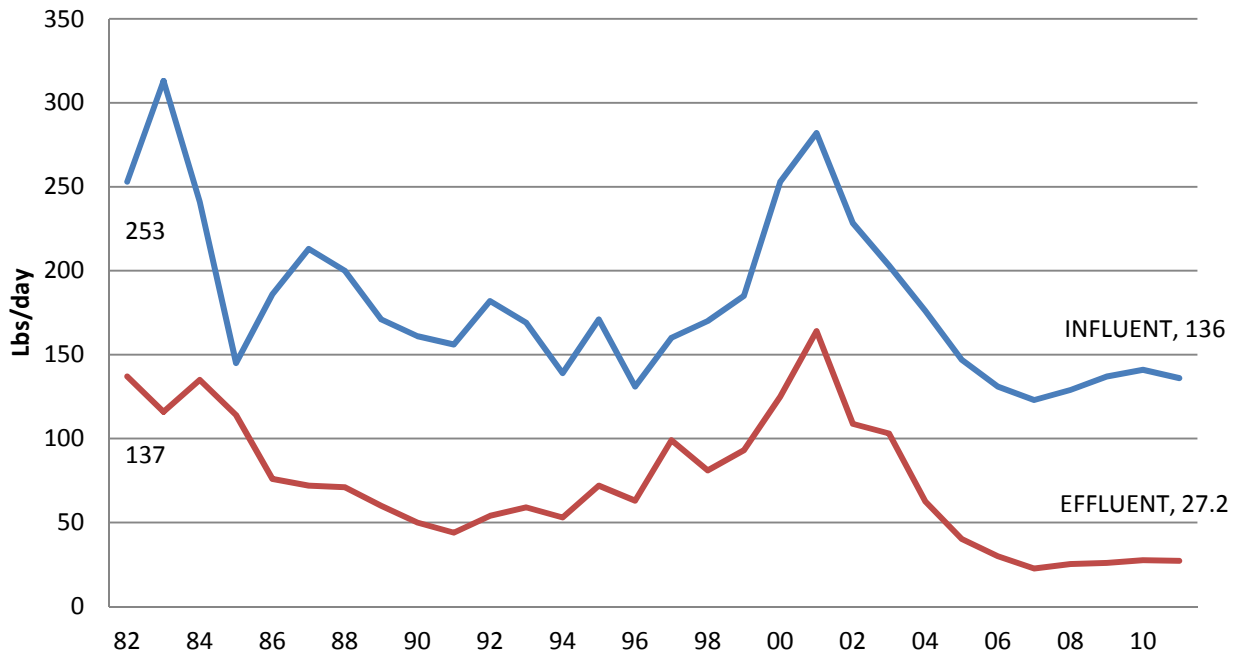
Chromium

Pt. Loma Influent / Effluent History



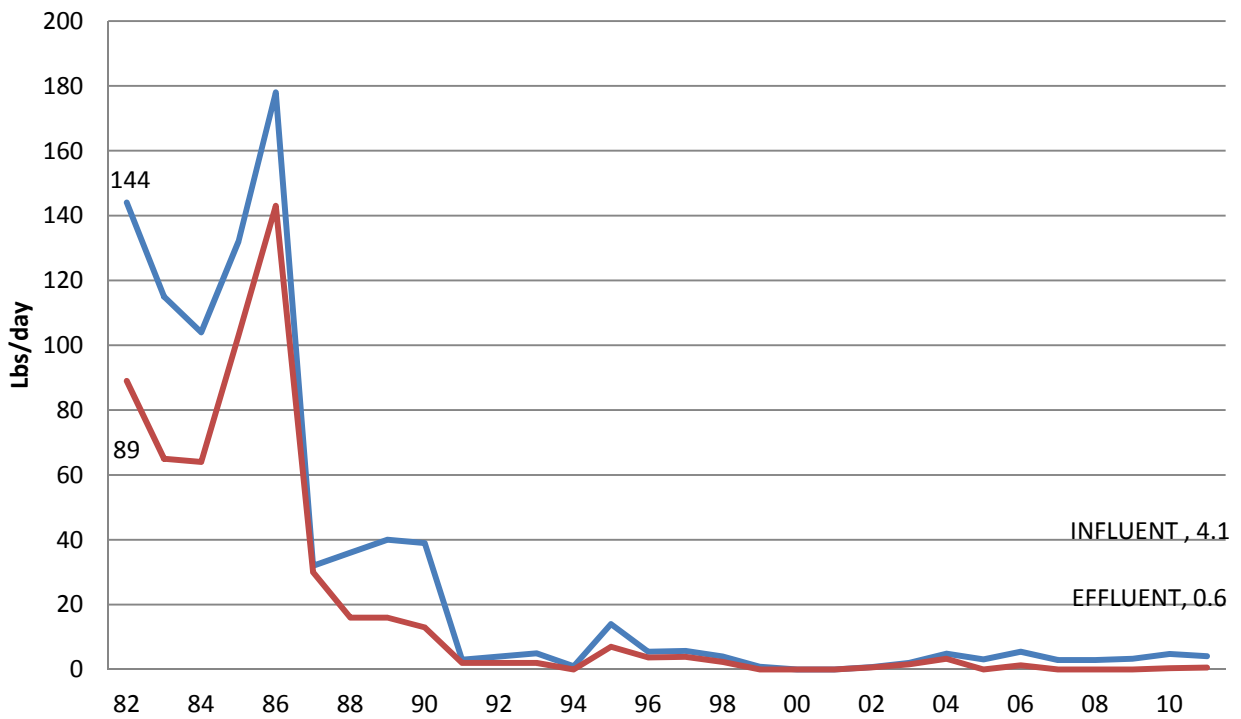
Copper

Pt Loma Influent / Effluent History



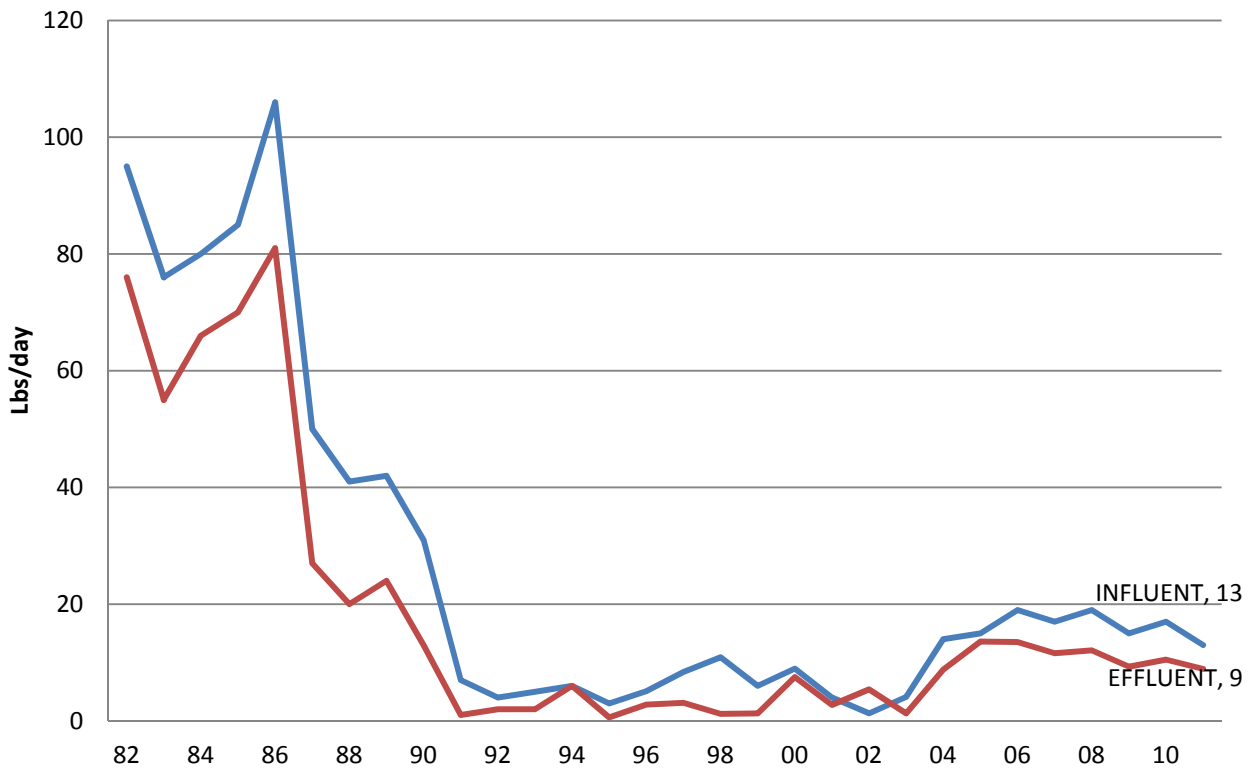
Lead

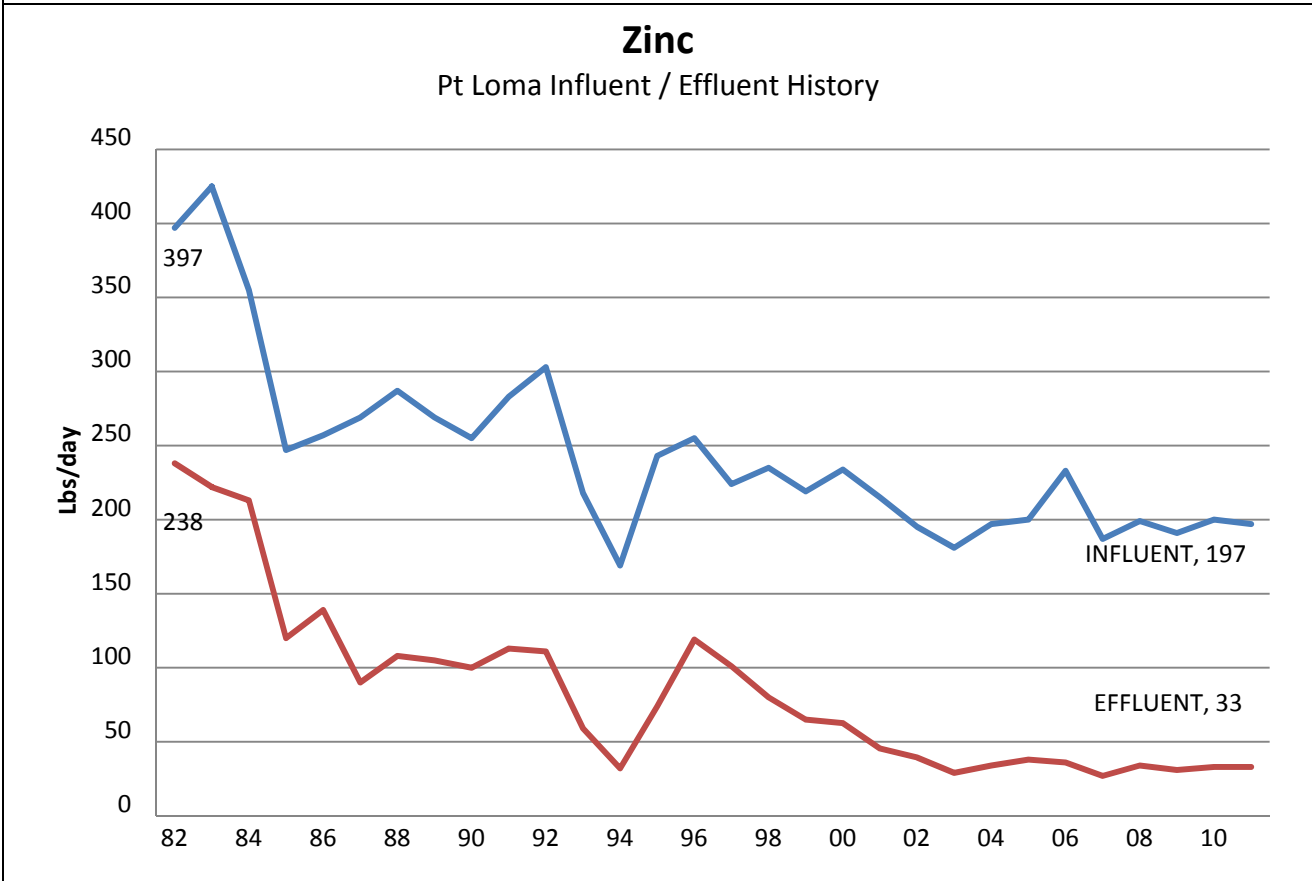
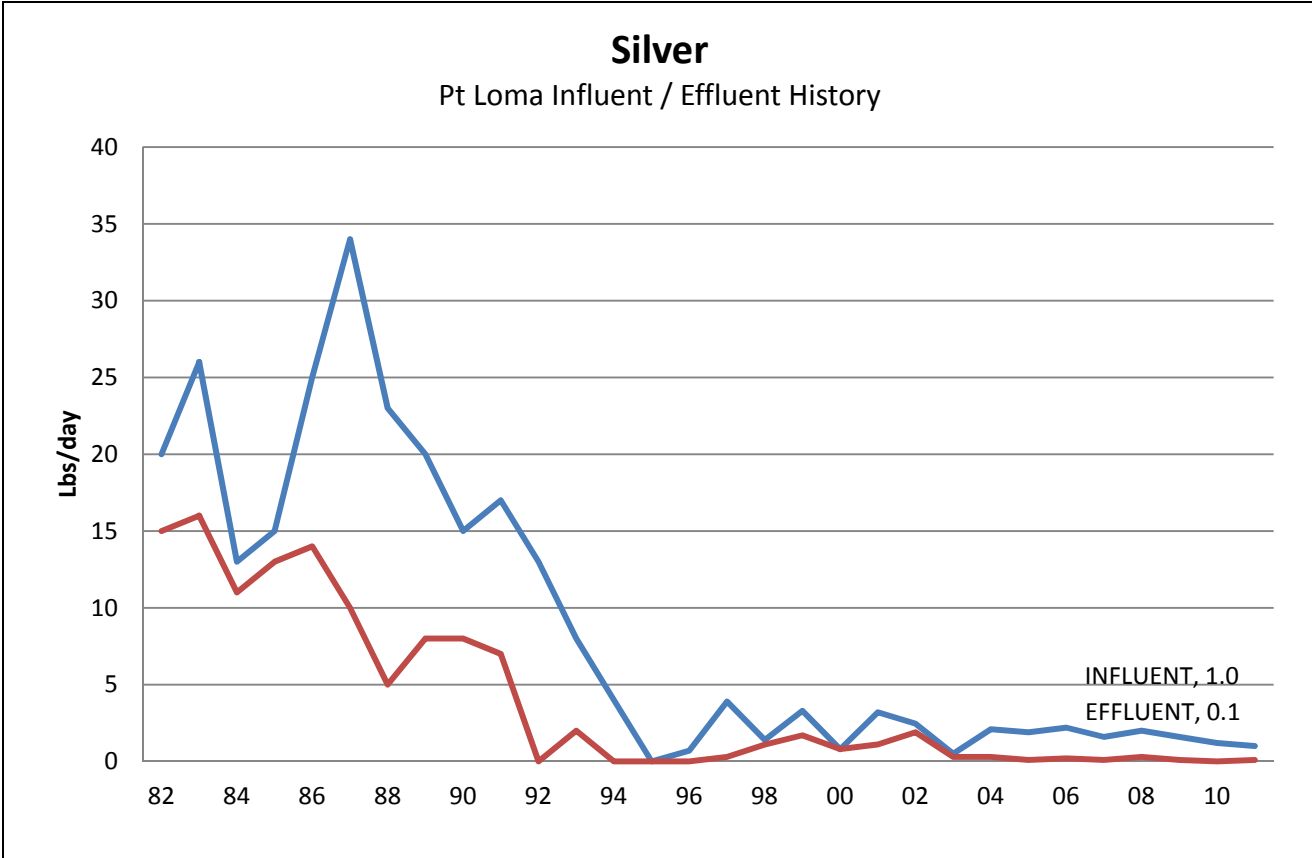
Pt Loma Influent / Effluent History



Nickel

Pt Loma Influent / Effluent History





**TABLE 5.3-1
POINT LOMA WWTP INFLUENT HEAVY METALS
Average Concentration and Loadings for 2011**

Month	Flow MGD	Cd ug/L	Cr ug/L	Cu ug/L	Pb ug/L	Ni ug/L	Ag ug/L	Zn ug/L
MDL(ug/L)		0.53	1.2	0.63	2	0.53	0.40	0.41
Jan	166.5	0.8	6.1	96.1	1.4	12.1	0.55	136
Feb	164.5	0.0	7.6	95.7	4.9	12.3	0.73	145
Mar	169.2	0.0	5.3	98.0	2.1	12.2	1	157
Apr	156.5	0.0	6.8	106.6	2.6	12.6	0.43	152
May	150.6	0.0	6.5	122.0	4.4	12.2	1.1	166
Jun	149.6	0.4	6.0	114.6	3.8	9.8	0.73	156
Jul	148.0	0.4	4.4	94.1	2.7	0.0	0.0	127
Aug	147.0	0.0	4.6	90.9	2.8	6.0	0.4	147
Sep	148.0	0.0	7.1	113.9	4.6	12.4	2.1	173
Oct	149.7	0.0	7.8	111.7	2.8	9.4	0.8	158
Nov	162.8	0.0	7.0	107.7	3.7	11.7	0.4	150
Dec	157.5	0.5	5.0	102.1	1.6	8.9	0.9	151
Avg Flow	155.8							
Avg ug/L		0.2	6.2	104	3.1	10	0.8	152
LBS/day		0.2	8.0	136	4.1	13	1.0	197
Total HM	359							
Total(-)Ag	358							

**TABLE 5.3-2
POINT LOMA WWTP EFFLUENT HEAVY METALS
Average Concentration and Loadings for 2011**

Zero = ND								
Month	Flow MGD	Cd ug/L	Cr ug/L	Cu ug/L	Pb ug/L	Ni ug/L	Ag ug/L	Zn ug/L
MDL(ug/L)		0.53	1.2	2	2	0.53	0.40	2.50
Jan	166.5	0.7	1.6	26	0.0	8.7	0.0	29
Feb	164.5	0.0	2.0	27.6	2.8	8.3	0.0	31
Mar	169.2	0.0	1.6	22.8	0.0	9.2	0.3	28
Apr	156.5	0.0	1.5	22.8	0.0	8.2	0.0	27
May	150.6	0.0	1.7	24.2	1.7	7.8	0.0	25
Jun	149.6	0.0	2.1	20.2	1.0	7.1	0.0	23
Jul	148.0	0.0	0.9	21.3	0.0	0.0	0.0	25
Aug	147.0	0.0	1.6	16.8	0.0	5.0	0.0	24
Sep	148.0	0.0	0.0	17.4	0.0	8.2	0.5	27
Oct	149.7	0.0	1.4	16.6	0.0	6.6	0.0	24
Nov	162.8	0.0	1.9	17	0.0	8.1	0.0	20
Dec	157.5	0.0	1.4	18.4	0.0	5.4	0.0	24
Avg Flow	155.8							
Avg ug/L		0.1	1.5	21	0.5	6.9	0.1	26
LBS/day		0.1	1.9	27.2	0.6	8.9	0.1	33
Total HM	72.1							
Total(-)Ag	72.0							

5.4

PT LOMA INFLUENT AND EFFLUENT ANALYTICAL RESULTS

The following pages summarize analytical results from representative flow-proportioned 24-hour composite sampling of the influent and effluent for those pollutants USEPA has identified under Section 307(a) of the CWA, which are known or suspected to be discharged by nondomestic users, and for non-priority pollutants. The data includes results of monthly full priority pollutant scans.

POINT LOMA WASTEWATER TREATMENT PLANT
2011 ANNUAL SEWAGE
Trace Metals

Analyte:	Antimony	Antimony	Arsenic	Arsenic	Beryllium	Beryllium	Cadmium	Cadmium
MDL	2.9	2.9	.4	.4	.022	.022	.53	.53
Units	UG/L	UG/L	UG/L	UG/L	UG/L	UG/L	UG/L	UG/L
Source:	PLR	PLE	PLR	PLE	PLR	PLE	PLR	PLE
=====	=====	=====	=====	=====	=====	=====	=====	=====
JANUARY -2011	4.2	4.3	1.48	0.89	ND	ND	0.79	0.60
FEBRUARY -2011	ND	ND	1.35	1.00	<0.022	<0.022	ND	ND
MARCH -2011	ND	ND	1.46	1.00	<0.022	<0.022	ND	ND
APRIL -2011	ND	ND	1.03	0.85	ND	ND	ND	ND
MAY -2011	ND	<2.9	1.09	0.93	ND	<0.022	ND	ND
JUNE -2011	ND	ND	1.22	0.76	0.059	0.064	<0.53	ND
JULY -2011	<2.9	3.4	0.58	0.60	ND	ND	<0.53	ND
AUGUST -2011	ND	ND	0.73	0.70	ND	ND	ND	ND
SEPTEMBER-2011	<2.9	ND	1.20	0.96	ND	ND	ND	ND
OCTOBER -2011	ND	ND	1.32	1.29	ND	ND	ND	ND
NOVEMBER -2011	ND	ND	1.18	0.87	ND	ND	ND	ND
DECEMBER -2011	ND	ND	1.12	0.77	ND	ND	<0.53	ND
=====	=====	=====	=====	=====	=====	=====	=====	=====
AVERAGE	0.4	0.6	1.15	0.89	0.005	0.005	0.07	0.05

Analyte:	Chromium	Chromium	Copper	Copper	Iron	Iron	Lead	Lead
MDL	1.2	1.2	2	2	37	37	2	2
Units	UG/L	UG/L	UG/L	UG/L	UG/L	UG/L	UG/L	UG/L
Source:	PLR	PLE	PLR	PLE	PLR	PLE	PLR	PLE
=====	=====	=====	=====	=====	=====	=====	=====	=====
JANUARY -2011	6.1	1.4	96.1	26.0	6260	2850	<2.0	ND
FEBRUARY -2011	7.6	1.8	95.7	27.6	7370	3380	4.9	2.7
MARCH -2011	5.3	1.4	98.0	22.8	6050	2810	<2.0	ND
APRIL -2011	6.8	1.5	107.0	22.8	6160	2640	2.6	ND
MAY -2011	6.5	1.7	122.0	24.2	6700	2600	4.4	<2.0
JUNE -2011	6.0	2.1	115.0	20.2	6630	2480	3.8	<2.0
JULY -2011	4.4	<1.2	94.1	21.3	5870	2910	2.7	ND
AUGUST -2011	4.6	1.6	90.9	16.8	7380	2880	2.8	ND
SEPTEMBER-2011	7.1	1.4	114.0	17.4	8080	2900	4.6	ND
OCTOBER -2011	7.8	1.3	112.0	16.6	7950	2700	2.6	ND
NOVEMBER -2011	7.0	1.9	108.0	17.0	7330	2550	<2.0	ND
DECEMBER -2011	5.0	<1.2	102.0	18.4	6000	2560	<2.0	ND
=====	=====	=====	=====	=====	=====	=====	=====	=====
AVERAGE	6.2	1.3	104.6	20.9	6815	2772	2.4	0.2

ND= not detected
NA= not analyzed
NS= not sampled

POINT LOMA WASTEWATER TREATMENT PLANT
2011 ANNUAL SEWAGE
Trace Metals

Analyte:	Nickel	Nickel	Selenium	Selenium	Silver	Silver	Thallium	Thallium
MDL	.53	.53	.28	.28	.4	.4	3.9	3.9
Units	UG/L	UG/L	UG/L	UG/L	UG/L	UG/L	UG/L	UG/L
Source:	PLR	PLE	PLR	PLE	PLR	PLE	PLR	PLE
=====	=====	=====	=====	=====	=====	=====	=====	=====
JANUARY -2011	12.1	8.7	1.63	1.23	0.4	ND	ND	ND
FEBRUARY -2011	12.3	8.3	1.07	1.06	0.7	ND	ND	<3.9
MARCH -2011	12.2	9.2	1.44	1.44	1.0	<0.4	ND	ND
APRIL -2011	12.6	8.2	1.22	1.13	0.4	ND	ND	ND
MAY -2011	12.2	7.8	1.24	1.04	1.1	ND	ND	ND
JUNE -2011	9.8	7.1	1.86	1.06	0.6	ND	ND	ND
JULY -2011	ND	ND	0.94	0.77	ND	ND	ND	ND
AUGUST -2011	6.0	5.0	1.02	0.74	<0.4	ND	ND	ND
SEPTEMBER-2011	12.4	8.2	1.11	0.62	2.1	0.5	ND	ND
OCTOBER -2011	9.4	6.6	0.39	ND	0.8	ND	ND	ND
NOVEMBER -2011	11.7	8.1	1.25	0.82	<0.4	ND	ND	ND
DECEMBER -2011	8.9	5.4	1.12	0.98	0.9	ND	ND	ND
=====	=====	=====	=====	=====	=====	=====	=====	=====
AVERAGE	10.0	6.9	1.19	0.91	0.7	0.0	ND	0.0

Analyte:	Zinc	Zinc	Mercury	Mercury
MDL	2.5	2.5	.0005	.0005
Units	UG/L	UG/L	UG/L	UG/L
Source:	PLR	PLE	PLR	PLE
=====	=====	=====	=====	=====
JANUARY -2011	136	29	0.096	0.0082
FEBRUARY -2011	145	31	0.112	0.0094
MARCH -2011	157	28	0.069	0.0065
APRIL -2011	152	27	0.227	0.0082
MAY -2011	166	25	0.096	0.0065
JUNE -2011	156	22	0.229	0.0077
JULY -2011	127	25	0.144	0.0076
AUGUST -2011	147	24	0.078	0.0038
SEPTEMBER-2011	173	27	0.160	0.0013
OCTOBER -2011	158	24	0.082	0.0064
NOVEMBER -2011	150	19	0.127	0.0094
DECEMBER -2011	151	24	0.104	0.0075
=====	=====	=====	=====	=====
AVERAGE	152	25	0.127	0.0069

ND= not detected
NA= not analyzed
NS= not sampled

POINT LOMA WASTEWATER TREATMENT PLANT
Ammonia-Nitrogen, Total Cyanides, and Total Chlorine Residual
 2011 Annual

Analyte:		Ammonia-N	Ammonia-N	Cyanides, Total	Cyanides, Total
MDL/Units:		.3 MG/L	.3 MG/L	.002 MG/L	.002 MG/L
Source:		PLR	PLE	PLR	PLE
Limit:			123		0.20
=====					
JANUARY -2011		30.4	29.1	<0.002	<0.002
FEBRUARY -2011		32.4	31.6	<0.002	<0.002
MARCH -2011		31.1	30.0	0.0025	0.0029
APRIL -2011		33.4	32.6	<0.002	0.0022
MAY -2011		35.7	33.8	0.0023	0.0030
JUNE -2011		36.5	35.2	<0.002	0.0028
JULY -2011		35.1	34.8	<0.002	<0.002
AUGUST -2011		34.8	34.0	<0.002	<0.002
SEPTEMBER-2011		33.2	32.4	<0.002	<0.002
OCTOBER -2011		33.7	33.0	<0.002	<0.002
NOVEMBER -2011		35.1	33.6	<0.002	ND
DECEMBER -2011		33.0	33.4	<0.002	0.0021
=====					
Average:		33.7	32.8	0.0004	0.0011

Radioactivity
 Analyzed by: TestAmerica Labs

Source	Month	Gross Alpha Radiation	Gross Beta Radiation
=====			
PLE	JANUARY -2011	5.8±4.1	25.5±9.1
PLE	FEBRUARY -2011	0.3±3.0	31.4±8.1
PLE	MARCH -2011	2.9±2.9	31.9±7.5
PLE	APRIL -2011	3.9±3.8	31.9±8.4
PLE	MAY -2011	0.0±3.6	33.9±8.2
PLE	JUNE -2011	1.2±1.7	23.7±7.3
PLE	JULY -2011	3.2±2.2	31.4±7.0
PLE	AUGUST -2011	2.4±4.0	27.1±7.6
PLE	SEPTEMBER-2011	0.7±2.2	28.6±5.9
PLE	OCTOBER -2011	3.4±5.1	28.7±7.1
PLE	NOVEMBER -2011	0.6±5.3	33.3±6.5
PLE	DECEMBER -2011	9.8±7.4	26.7±8.7
=====			
AVERAGE		2.9±3.8	29.5±7.6

Source	Month	Gross Alpha Radiation	Gross Beta Radiation
=====			
PLR	JANUARY -2011	7.6±5.0	25.3±7.3
PLR	FEBRUARY -2011	5.6±4.2	35.4±8.4
PLR	MARCH -2011	2.8±3.7	32.5±7.9
PLR	APRIL -2011	5.6±4.1	27.6±7.3
PLR	MAY -2011	2.9±2.8	30.0±8.6
PLR	JUNE -2011	2.9±3.1	30.5±7.7
PLR	JULY -2011	1.7±3.6	29.5±7.2
PLR	AUGUST -2011	3.8±3.8	31.7±7.5
PLR	SEPTEMBER-2011	2.6±2.6	27.2±5.8
PLR	OCTOBER -2011	0.7±5.4	28.6±6.2
PLR	NOVEMBER -2011	5.7±5.8	27.0±4.9
PLR	DECEMBER -2011	0.6±4.6	23.4±6.8
=====			
AVERAGE		3.5±4.0	29.1±7.1

ND= not detected
 NA= not analyzed
 NS= not sampled

Units in picocuries/liter (pCi/L)

POINT LOMA WASTEWATER TREATMENT PLANT
Chlorinated Pesticide Analysis
2011 Annual

Analyte	MDL	Units	PLE	PLE	PLE	PLE	PLE	PLE	PLE	PLE	PLE	PLE	PLE	PLE	PLE
			JAN Avg	FEB Avg	MAR Avg	APR Avg	MAY Avg	JUN Avg	JUL Avg	AUG Avg	SEP Avg	OCT Avg	NOV Avg	DEC Avg	Average
Aldrin	7	NG/L	ND	ND	ND	ND	ND	ND	ND	ND	ND	ND	ND	ND	ND
Dieldrin	3	NG/L	ND	ND	ND	ND	ND	ND	ND	ND	ND	ND	ND	ND	ND
BHC, Alpha isomer	7	NG/L	ND	ND	ND	ND	ND	ND	ND	ND	ND	ND	ND	ND	ND
BHC, Beta isomer	3	NG/L	ND	ND	ND	ND	ND	ND	ND	ND	ND	ND	ND	ND	ND
BHC, Gamma isomer	5	NG/L	ND	ND	ND	ND	ND	ND	ND	ND	ND	ND	ND	ND	ND
BHC, Delta isomer	3	NG/L	ND	ND	ND	ND	ND	ND	ND	ND	ND	ND	ND	ND	ND
p,p-DDD	3	NG/L	ND	ND	ND	ND	ND	ND	ND	ND	ND	ND	ND	ND	ND
p,p-DDE	4	NG/L	ND	ND	ND	ND	ND	ND	ND	ND	ND	ND	ND	ND	ND
p,p-DDT	8	NG/L	ND	ND	ND	ND	ND	ND	ND	ND	ND	ND	ND	ND	ND
o,p-DDD	4	NG/L	ND	ND	ND	ND	ND	ND	ND	ND	ND	ND	ND	ND	ND
o,p-DDE	5	NG/L	ND	ND	ND	ND	ND	ND	ND	ND	ND	ND	ND	ND	ND
o,p-DDT	3	NG/L	ND	ND	ND	ND	ND	ND	ND	ND	ND	ND	ND	ND	ND
Heptachlor	8	NG/L	ND	ND	ND	ND	ND	ND	ND	ND	ND	ND	ND	ND	ND
Heptachlor epoxide	4	NG/L	ND	ND	ND	ND	ND	ND	ND	ND	ND	ND	ND	ND	ND
Alpha (cis) Chlordane	3	NG/L	ND	ND	ND	ND	ND	ND	ND	ND	ND	ND	ND	ND	ND
Gamma (trans) Chlordane	4	NG/L	ND	ND	ND	ND	ND	ND	ND	ND	ND	ND	ND	ND	ND
Alpha Chlordene		NG/L	NA	NA	NA	NA	NA	NA	NA	NA	NA	NA	NA	NA	NA
Gamma Chlordene		NG/L	NA	NA	NA	NA	NA	NA	NA	NA	NA	NA	NA	NA	NA
Oxychlordane	6	NG/L	ND	ND	ND	ND	ND	ND	ND	ND	ND	ND	ND	ND	ND
Trans Nonachlor	5	NG/L	ND	ND	ND	ND	ND	ND	ND	ND	ND	ND	ND	ND	ND
Cis Nonachlor	3	NG/L	ND	ND	ND	ND	ND	ND	ND	ND	ND	ND	ND	ND	ND
Alpha Endosulfan	4	NG/L	ND	ND	ND	ND	ND	ND	ND	ND	ND	ND	ND	ND	ND
Beta Endosulfan	2	NG/L	ND	ND	ND	ND	ND	ND	ND	ND	ND	ND	ND	ND	ND
Endosulfan Sulfate	6	NG/L	ND	ND	ND	ND	ND	ND	ND	ND	ND	ND	ND	ND	ND
Endrin	2	NG/L	ND	ND	ND	ND	ND	ND	ND	ND	ND	ND	ND	ND	ND
Endrin aldehyde	9	NG/L	ND	ND	ND	ND	ND	ND	ND	ND	ND	ND	ND	ND	ND
Mirex	10	NG/L	ND	ND	ND	ND	ND	ND	ND	ND	ND	ND	ND	ND	ND
Methoxychlor	10	NG/L	ND	ND	ND	ND	ND	ND	ND	ND	ND	ND	ND	ND	ND
Toxaphene	330	NG/L	ND	ND	ND	ND	ND	ND	ND	ND	ND	ND	ND	ND	ND
PCB 1016	4000	NG/L	ND	ND	ND	ND	ND	ND	ND	ND	ND	ND	ND	ND	ND
PCB 1221	4000	NG/L	ND	ND	ND	ND	ND	ND	ND	ND	ND	ND	ND	ND	ND
PCB 1232	360	NG/L	ND	ND	ND	ND	ND	ND	ND	ND	ND	ND	ND	ND	ND
PCB 1242	4000	NG/L	ND	ND	ND	ND	ND	ND	ND	ND	ND	ND	ND	ND	ND
PCB 1248	2000	NG/L	ND	ND	ND	ND	ND	ND	ND	ND	ND	ND	ND	ND	ND
PCB 1254	2000	NG/L	ND	ND	ND	ND	ND	ND	ND	ND	ND	ND	ND	ND	ND
PCB 1260	2000	NG/L	ND	ND	ND	ND	ND	ND	ND	ND	ND	ND	ND	ND	ND
PCB 1262	930	NG/L	ND	ND	ND	ND	ND	ND	ND	ND	ND	ND	ND	ND	ND
=====															
Aldrin + Dieldrin	7	NG/L	0	0	0	0	0	0	0	0	0	0	0	0	0
Hexachlorocyclohexanes	7	NG/L	0	0	0	0	0	0	0	0	0	0	0	0	0
DDT and derivatives	8	NG/L	0	0	0	0	0	0	0	0	0	0	0	0	0
Chlordane + related cmpds.	6	NG/L	0	0	0	0	0	0	0	0	0	0	0	0	0
Polychlorinated biphenyls	4000	NG/L	0	0	0	0	0	0	0	0	0	0	0	0	0
Endosulfans	6	NG/L	0	0	0	0	0	0	0	0	0	0	0	0	0
=====															
Heptachlors	8	NG/L	0	0	0	0	0	0	0	0	0	0	0	0	0
=====															
Chlorinated Hydrocarbons	4000	NG/L	0	0	0	0	0	0	0	0	0	0	0	0	0

nd=not detected; NS=not sampled; NA=not analyzed

POINT LOMA WASTEWATER TREATMENT PLANT
Chlorinated Pesticide Analysis
2011 Annual

Analyte	MDL	Units	PLR	PLR	PLR	PLR	PLR	PLR	PLR	PLR	PLR	PLR	PLR	PLR	PLR
			JAN	FEB	MAR	APR	MAY	JUN	JUL	AUG	SEP	OCT	NOV	DEC	Average
			Avg	Avg	Avg	Avg	Avg	Avg	Avg	Avg	Avg	Avg	Avg	Avg	Avg
Aldrin	7	NG/L	ND	ND	ND	ND	ND	ND	ND	ND	ND	ND	ND	ND	ND
Dieldrin	3	NG/L	ND	ND	ND	ND	ND	ND	ND	ND	ND	ND	ND	ND	ND
BHC, Alpha isomer	7	NG/L	ND	<7	ND	ND	ND	ND	ND	ND	ND	ND	ND	ND	0
BHC, Beta isomer	3	NG/L	ND	ND	ND	ND	ND	ND	ND	ND	ND	ND	ND	ND	ND
BHC, Gamma isomer	5	NG/L	ND	ND	ND	ND	ND	ND	ND	ND	ND	ND	ND	ND	ND
BHC, Delta isomer	3	NG/L	ND	ND	ND	ND	ND	ND	ND	ND	ND	ND	ND	ND	ND
p,p-DDD	3	NG/L	ND	ND	ND	ND	ND	ND	ND	ND	ND	ND	ND	ND	ND
p,p-DDE	4	NG/L	ND	ND	ND	ND	ND	<4	ND	ND	ND	ND	ND	ND	0
p,p-DDT	8	NG/L	ND	ND	ND	ND	ND	ND	ND	ND	ND	ND	ND	ND	ND
o,p-DDD	4	NG/L	ND	ND	ND	ND	ND	ND	ND	ND	ND	ND	ND	ND	ND
o,p-DDE	5	NG/L	ND	ND	ND	ND	ND	ND	ND	ND	ND	ND	ND	ND	ND
o,p-DDT	3	NG/L	ND	ND	ND	ND	ND	ND	ND	ND	ND	ND	ND	ND	ND
Heptachlor	8	NG/L	ND	ND	ND	ND	ND	ND	ND	ND	ND	ND	ND	ND	ND
Heptachlor epoxide	4	NG/L	ND	ND	ND	ND	ND	ND	ND	ND	ND	ND	ND	ND	ND
Alpha (cis) Chlordane	3	NG/L	ND	<3	20	ND	<3	ND	ND	ND	ND	ND	ND	ND	2
Gamma (trans) Chlordane	4	NG/L	ND	6	ND	ND	ND	ND	ND	ND	ND	ND	ND	ND	1
Alpha Chlordene		NG/L	NA	NA	NA	NA	NA	NA	NA	NA	NA	NA	NA	NA	NA
Gamma Chlordene		NG/L	NA	NA	NA	NA	NA	NA	NA	NA	NA	NA	NA	NA	NA
Oxychlordane	6	NG/L	ND	ND	ND	ND	ND	ND	ND	ND	ND	ND	ND	ND	ND
Trans Nonachlor	5	NG/L	ND	ND	ND	ND	ND	ND	ND	ND	ND	ND	ND	ND	ND
Cis Nonachlor	3	NG/L	ND	ND	ND	ND	ND	ND	ND	ND	ND	ND	ND	ND	ND
Alpha Endosulfan	4	NG/L	ND	ND	ND	ND	ND	ND	ND	ND	ND	ND	ND	ND	ND
Beta Endosulfan	2	NG/L	ND	ND	ND	ND	ND	ND	ND	ND	ND	ND	ND	ND	ND
Endosulfan Sulfate	6	NG/L	ND	ND	ND	ND	ND	ND	ND	ND	ND	ND	ND	ND	ND
Endrin	2	NG/L	ND	ND	ND	ND	ND	ND	ND	ND	ND	ND	ND	ND	ND
Endrin aldehyde	9	NG/L	ND	ND	ND	ND	ND	ND	ND	ND	ND	ND	ND	ND	ND
Mirex	10	NG/L	ND	ND	ND	ND	ND	ND	ND	ND	ND	ND	ND	ND	ND
Methoxychlor	10	NG/L	ND	ND	ND	ND	ND	ND	ND	ND	ND	ND	ND	ND	ND
Toxaphene	330	NG/L	ND	ND	ND	ND	ND	ND	ND	ND	ND	ND	ND	ND	ND
PCB 1016	4000	NG/L	ND	ND	ND	ND	ND	ND	ND	ND	ND	ND	ND	ND	ND
PCB 1221	4000	NG/L	ND	ND	ND	ND	ND	ND	ND	ND	ND	ND	ND	ND	ND
PCB 1232	360	NG/L	ND	ND	ND	ND	ND	ND	ND	ND	ND	ND	ND	ND	ND
PCB 1242	4000	NG/L	ND	ND	ND	ND	ND	ND	ND	ND	ND	ND	ND	ND	ND
PCB 1248	2000	NG/L	ND	ND	ND	ND	ND	ND	ND	ND	ND	ND	ND	ND	ND
PCB 1254	2000	NG/L	ND	ND	ND	ND	ND	ND	ND	ND	ND	ND	ND	ND	ND
PCB 1260	2000	NG/L	ND	ND	ND	ND	ND	ND	ND	ND	ND	ND	ND	ND	ND
PCB 1262	930	NG/L	ND	ND	ND	ND	ND	ND	ND	ND	ND	ND	ND	ND	ND
Aldrin + Dieldrin	7	NG/L	0	0	0	0	0	0	0	0	0	0	0	0	0
Hexachlorocyclohexanes	7	NG/L	0	0	0	0	0	0	0	0	0	0	0	0	0
DDT and derivatives	8	NG/L	0	0	0	0	0	0	0	0	0	0	0	0	0
Chlordane + related cmpds.	6	NG/L	0	6	20	0	0	0	0	0	0	0	0	0	2
Polychlorinated biphenyls	4000	NG/L	0	0	0	0	0	0	0	0	0	0	0	0	0
Endosulfans	6	NG/L	0	0	0	0	0	0	0	0	0	0	0	0	0
Heptachlors	8	NG/L	0	0	0	0	0	0	0	0	0	0	0	0	0
Chlorinated Hydrocarbons	4000	NG/L	0	6	20	0	0	0	0	0	0	0	0	0	2

nd=not detected; NS=not sampled; NA=not analyzed

POINT LOMA WASTEWATER TREATMENT PLANT

Organophosphorus Pesticides

Annual 2011

Analyte	MDL Units	PLE	PLE	PLE	PLE
		01-FEB-2011 P549217	03-MAY-2011 P557924	02-AUG-2011 P564859	04-OCT-2011 P584613
Demeton O	.15 UG/L	ND	ND	ND	ND
Demeton S	.08 UG/L	ND	ND	ND	ND
Diazinon	.03 UG/L	ND	0.1	ND	ND
Guthion	.15 UG/L	ND	ND	ND	ND
Malathion	.03 UG/L	ND	ND	0.04	0.08
Parathion	.03 UG/L	ND	ND	ND	ND
Chlorpyrifos	.03 UG/L	ND	ND	ND	ND
Coumaphos	.15 UG/L	ND	ND	ND	ND
Dichlorvos	.05 UG/L	ND	ND	ND	ND
Dimethoate	.04 UG/L	ND	ND	ND	ND
Disulfoton	.02 UG/L	ND	ND	ND	ND
Stirophos	.03 UG/L	ND	ND	ND	ND
Thiophosphorus Pesticides	.15 UG/L	0.00	0.00	0.04	0.08
Demeton -O, -S	.15 UG/L	0.00	0.00	0.00	0.00
Total Organophosphorus Pesticides	.15 UG/L	0.00	0.10	0.04	0.08

Analyte	MDL Units	PLR	PLR	PLR	PLR
		01-FEB-2011 P549223	03-MAY-2011 P557930	02-AUG-2011 P564865	04-OCT-2011 P584619
Demeton O	.15 UG/L	ND	ND	ND	ND
Demeton S	.08 UG/L	ND	ND	ND	ND
Diazinon	.03 UG/L	ND	0.1	ND	ND
Guthion	.15 UG/L	ND	ND	ND	ND
Malathion	.03 UG/L	ND	ND	0.05	0.09
Parathion	.03 UG/L	ND	ND	ND	ND
Chlorpyrifos	.03 UG/L	ND	ND	ND	ND
Coumaphos	.15 UG/L	ND	ND	ND	ND
Dichlorvos	.05 UG/L	ND	ND	ND	ND
Dimethoate	.04 UG/L	ND	ND	ND	ND
Disulfoton	.02 UG/L	ND	ND	ND	ND
Stirophos	.03 UG/L	ND	ND	ND	ND
Thiophosphorus Pesticides	.15 UG/L	0.00	0.00	0.05	0.09
Demeton -O, -S	.15 UG/L	0.00	0.00	0.00	0.00
Total Organophosphorus Pesticides	.15 UG/L	0.00	0.10	0.05	0.09

Tributyl Tin Analysis

Analyte	MDL Units	PLE	PLE	PLE	PLE	PLE	PLE	PLE	PLE	PLE	PLE	PLE	PLE	Average
		JAN	FEB	MAR	APR	MAY	JUN	JUL	AUG	SEP	OCT	NOV	DEC	
Dibutyltin	7 UG/L	ND	ND	ND	ND	ND	ND	ND	ND	ND	ND	ND	ND	ND
Monobutyltin	16 UG/L	ND	ND	ND	ND	ND	ND	ND	ND	ND	ND	ND	ND	ND
Tributyltin	2 UG/L	ND	ND	ND	ND	ND	ND	ND	ND	ND	ND	ND	ND	ND

Analyte	MDL Units	PLR	PLR	PLR	PLR	PLR	PLR	PLR	PLR	PLR	PLR	PLR	PLR	Average
		JAN	FEB	MAR	APR	MAY	JUN	JUL	AUG	SEP	OCT	NOV	DEC	
Dibutyltin	7 UG/L	ND	ND	ND	ND	ND	ND	ND	ND	ND	ND	ND	ND	ND
Monobutyltin	16 UG/L	ND	ND	ND	ND	ND	ND	ND	ND	ND	ND	ND	ND	ND
Tributyltin	2 UG/L	ND	ND	ND	ND	ND	ND	ND	ND	ND	ND	ND	ND	ND

Nd=not detected; NS=not sampled; NA=not analyzed

POINT LOMA WASTEWATER TREATMENT PLANT
Acid Extractables

2011 Annual

Analyte	MDL	Units	PLE	PLE	PLE	PLE	PLE	PLE	PLE	PLE	PLE	PLE	PLE	PLE	Average
			JAN Avg	FEB Avg	MAR Avg	APR Avg	MAY Avg	JUN Avg	JUL Avg	AUG Avg	SEP Avg	OCT Avg	NOV Avg	DEC Avg	
2-Chlorophenol	1.32	UG/L	ND	ND	ND	ND	ND	ND	ND	ND	ND	ND	ND	ND	ND
4-Chloro-3-methylphenol	1.67	UG/L	ND	ND	ND	ND	ND	ND	ND	ND	ND	ND	ND	ND	ND
2,4-Dichlorophenol	1.01	UG/L	ND	ND	ND	ND	ND	ND	ND	ND	ND	ND	ND	ND	ND
2,4-Dimethylphenol	2.01	UG/L	ND	ND	ND	ND	ND	ND	ND	ND	ND	ND	ND	ND	ND
2,4-Dinitrophenol	2.16	UG/L	ND	ND	ND	ND	ND	ND	ND	ND	ND	ND	ND	ND	ND
2-Methyl-4,6-dinitrophenol	1.52	UG/L	ND	ND	ND	ND	ND	ND	ND	ND	ND	ND	ND	ND	ND
2-Nitrophenol	1.55	UG/L	ND	ND	ND	ND	ND	ND	ND	ND	ND	ND	ND	ND	ND
4-Nitrophenol	1.14	UG/L	ND	ND	ND	ND	ND	ND	ND	ND	ND	ND	ND	ND	ND
Pentachlorophenol	1.12	UG/L	ND	ND	ND	ND	ND	ND	ND	ND	ND	ND	ND	ND	ND
Phenol	1.76	UG/L	14.9	15.5	15.6	18.5	20.6	15.4	16.3	13.5	14.8	16.1	17.6	16.8	16.3
2,4,6-Trichlorophenol	1.65	UG/L	ND	ND	ND	ND	ND	ND	ND	ND	ND	ND	ND	ND	ND
Total Chlorinated Phenols	1.67	UG/L	0.0	0.0	0.0	0.0	0.0	0.0	0.0	0.0	0.0	0.0	0.0	0.0	0.0
Total Non-Chlorinated Phenols	2.16	UG/L	14.9	15.5	15.6	18.5	20.6	15.4	16.3	13.5	14.8	16.1	17.6	16.8	16.3
Phenols	2.16	UG/L	14.9	15.5	15.6	18.5	20.6	15.4	16.3	13.5	14.8	16.1	17.6	16.8	16.3

Additional Analytes Determined;

2-Methylphenol	2.15	UG/L	ND	ND	ND	ND	ND	ND	ND	ND	ND	ND	ND	ND	ND
3-Methylphenol(4-MP is unresolved)		UG/L	NA	NA	NA	NA	NA	NA	NA	NA	NA	NA	NA	NA	NA
4-Methylphenol(3-MP is unresolved)	2.11	UG/L	40.0	36.9	36.6	21.9	45.6	34.5	33.0	28.1	31.9	31.0	42.3	48.5	35.9
2,4,5-Trichlorophenol	1.66	UG/L	ND	ND	ND	ND	ND	ND	ND	ND	ND	ND	ND	ND	ND

Analyte	MDL	Units	PLR	PLR	PLR	PLR	PLR	PLR	PLR	PLR	PLR	PLR	PLR	PLR	Average
			JAN Avg	FEB Avg	MAR Avg	APR Avg	MAY Avg	JUN Avg	JUL Avg	AUG Avg	SEP Avg	OCT Avg	NOV Avg	DEC Avg	
2-Chlorophenol	1.32	UG/L	ND	ND	ND	ND	ND	ND	ND	ND	ND	ND	ND	ND	ND
4-Chloro-3-methylphenol	1.67	UG/L	ND	ND	ND	ND	ND	ND	ND	ND	ND	ND	ND	ND	ND
2,4-Dichlorophenol	1.01	UG/L	ND	ND	ND	ND	ND	ND	ND	ND	ND	ND	ND	ND	ND
2,4-Dimethylphenol	2.01	UG/L	ND	ND	ND	ND	ND	ND	ND	ND	ND	ND	ND	ND	ND
2,4-Dinitrophenol	2.16	UG/L	ND	ND	ND	ND	ND	ND	ND	ND	ND	ND	ND	ND	ND
2-Methyl-4,6-dinitrophenol	1.52	UG/L	ND	ND	ND	ND	ND	ND	ND	ND	ND	ND	ND	ND	ND
2-Nitrophenol	1.55	UG/L	ND	ND	ND	ND	ND	ND	ND	ND	ND	ND	ND	ND	ND
4-Nitrophenol	1.14	UG/L	ND	ND	ND	ND	ND	ND	ND	ND	ND	ND	ND	ND	ND
Pentachlorophenol	1.12	UG/L	ND	ND	ND	ND	ND	ND	ND	ND	ND	ND	ND	ND	ND
Phenol	1.76	UG/L	18.9	17.8	19.2	19.9	23.4	19.6	22.6	22.0	18.6	21.3	22.2	18.4	20.3
2,4,6-Trichlorophenol	1.65	UG/L	ND	ND	ND	ND	ND	ND	ND	ND	ND	ND	ND	ND	ND
Total Chlorinated Phenols	1.67	UG/L	0.0	0.0	0.0	0.0	0.0	0.0	0.0	0.0	0.0	0.0	0.0	0.0	0.0
Total Non-Chlorinated Phenols	2.16	UG/L	18.9	17.8	19.2	19.9	23.4	19.6	22.6	22.0	18.6	21.3	22.2	18.4	20.3
Phenols	2.16	UG/L	18.9	17.8	19.2	19.9	23.4	19.6	22.6	22.0	18.6	21.3	22.2	18.4	20.3

Additional Analytes Determined;

2-Methylphenol	2.15	UG/L	ND	ND	ND	ND	ND	ND	ND	ND	ND	ND	ND	ND	ND
3-Methylphenol(4-MP is unresolved)		UG/L	NA	NA	NA	NA	NA	NA	NA	NA	NA	NA	NA	NA	NA
4-Methylphenol(3-MP is unresolved)	2.11	UG/L	50.8	48.0	45.1	43.2	53.0	45.9	49.6	46.2	33.3	36.3	45.0	45.3	45.1
2,4,5-Trichlorophenol	1.66	UG/L	ND	ND	ND	ND	ND	ND	ND	ND	ND	ND	ND	ND	ND

nd=not detected; NS=not sampled; NA=not analyzed

POINT LOMA WASTEWATER TREATMENT PLANT
Priority Pollutants Base/Neutrals

2011 Annual

Analyte	MDL	Units	PLE	PLE	PLE	PLE	PLE	PLE	PLE	PLE	PLE	PLE	PLE	PLE	Average
			JAN	FEB	MAR	APR	MAY	JUN	JUL	AUG	SEP	OCT	NOV	DEC	
			Avg	Avg	Avg	Avg	Avg	Avg	Avg	Avg	Avg	Avg	Avg	Avg	
Acenaphthene	1.8	UG/L	ND	ND	ND	ND	ND	ND	ND	ND	ND	ND	ND	ND	ND
Acenaphthylene	1.77	UG/L	ND	ND	ND	ND	ND	ND	ND	ND	ND	ND	ND	ND	ND
Anthracene	1.29	UG/L	ND	ND	ND	ND	ND	ND	ND	ND	ND	ND	ND	ND	ND
Benzidine	1.52	UG/L	ND	ND	ND	ND	ND	ND	ND	ND	ND	ND	ND	ND	ND
Benzo[a]anthracene	1.1	UG/L	ND	ND	ND	ND	ND	ND	ND	ND	ND	ND	ND	ND	ND
3,4-Benzo(b)fluoranthene	1.35	UG/L	ND	ND	ND	ND	ND	ND	ND	ND	ND	ND	ND	ND	ND
Benzo[k]fluoranthene	1.49	UG/L	ND	ND	ND	ND	ND	ND	ND	ND	ND	ND	ND	ND	ND
Benzo[a]pyrene	1.25	UG/L	ND	ND	ND	ND	ND	ND	ND	ND	ND	ND	ND	ND	ND
Benzo[g,h,i]perylene	1.09	UG/L	ND	ND	ND	ND	ND	ND	ND	ND	ND	ND	ND	ND	ND
4-Bromophenyl phenyl ether	1.4	UG/L	ND	ND	ND	ND	ND	ND	ND	ND	ND	ND	ND	ND	ND
Bis-(2-chloroethoxy) methane	1.01	UG/L	ND	ND	ND	ND	ND	ND	ND	ND	ND	ND	ND	ND	ND
Bis-(2-chloroethyl) ether	1.38	UG/L	ND	ND	ND	ND	ND	ND	ND	ND	ND	ND	ND	ND	ND
Bis-(2-chloroisopropyl) ether	1.16	UG/L	ND	ND	ND	ND	ND	ND	ND	ND	ND	ND	ND	ND	ND
4-Chlorophenyl phenyl ether	1.57	UG/L	ND	ND	ND	ND	ND	ND	ND	ND	ND	ND	ND	ND	ND
2-Chloronaphthalene	1.87	UG/L	ND	ND	ND	ND	ND	ND	ND	ND	ND	ND	ND	ND	ND
Chrysene	1.16	UG/L	ND	ND	ND	ND	ND	ND	ND	ND	ND	ND	ND	ND	ND
Dibenzo(a,h)anthracene	1.01	UG/L	ND	ND	ND	ND	ND	ND	ND	ND	ND	ND	ND	ND	ND
Butyl benzyl phthalate	2.84	UG/L	ND	ND	ND	ND	ND	ND	ND	ND	ND	ND	ND	ND	ND
Di-n-butyl phthalate	3.96	UG/L	ND	ND	ND	ND	ND	<3.96	ND	ND	ND	ND	ND	ND	0.0
Bis-(2-ethylhexyl) phthalate	8.96	UG/L	ND	ND	<8.96	ND	ND	ND	ND	ND	ND	ND	ND	ND	0.0
Diethyl phthalate	3.05	UG/L	3.9	5.4	5.1	5.4	5.2	4.1	5.5	6.9	5.9	5.4	6.0	5.9	5.4
Dimethyl phthalate	1.44	UG/L	ND	ND	ND	ND	ND	ND	ND	ND	ND	ND	ND	ND	ND
Di-n-octyl phthalate	1	UG/L	ND	ND	ND	ND	ND	ND	ND	ND	ND	ND	ND	ND	ND
3,3-Dichlorobenzidine	2.44	UG/L	ND	ND	ND	ND	ND	ND	ND	ND	ND	ND	ND	ND	ND
2,4-Dinitrotoluene	1.36	UG/L	ND	ND	ND	ND	ND	ND	ND	ND	ND	ND	ND	ND	ND
2,6-Dinitrotoluene	1.53	UG/L	ND	ND	ND	ND	ND	ND	ND	ND	ND	ND	ND	ND	ND
1,2-Diphenylhydrazine	1.37	UG/L	ND	ND	ND	ND	ND	ND	ND	ND	ND	ND	ND	ND	ND
Fluoranthene	1.33	UG/L	ND	ND	ND	ND	ND	ND	ND	ND	ND	ND	ND	ND	ND
Fluorene	1.61	UG/L	ND	ND	ND	ND	ND	ND	ND	ND	ND	ND	ND	ND	ND
Hexachlorobenzene	1.48	UG/L	ND	ND	ND	ND	ND	ND	ND	ND	ND	ND	ND	ND	ND
Hexachlorobutadiene	1.64	UG/L	ND	ND	ND	ND	ND	ND	ND	ND	ND	ND	ND	ND	ND
Hexachlorocyclopentadiene	1.25	UG/L	ND	ND	ND	ND	ND	ND	ND	ND	ND	ND	ND	ND	ND
Hexachloroethane	1.32	UG/L	ND	ND	ND	ND	ND	ND	ND	ND	ND	ND	ND	ND	ND
Indeno(1,2,3-CD)pyrene	1.14	UG/L	ND	ND	ND	ND	ND	ND	ND	ND	ND	ND	ND	ND	ND
Isophorone	1.53	UG/L	ND	ND	ND	ND	ND	ND	ND	ND	ND	ND	ND	ND	ND
Naphthalene	1.65	UG/L	ND	ND	ND	ND	ND	ND	ND	ND	ND	ND	ND	ND	ND
Nitrobenzene	1.6	UG/L	ND	ND	ND	ND	ND	ND	ND	ND	ND	ND	ND	ND	ND
N-nitrosodimethylamine	1.27	UG/L	ND	ND	ND	ND	ND	ND	ND	ND	ND	ND	ND	ND	ND
N-nitrosodi-n-propylamine	1.16	UG/L	ND	ND	ND	ND	ND	ND	ND	ND	ND	ND	ND	ND	ND
N-nitrosodiphenylamine	3.48	UG/L	ND	ND	ND	ND	ND	ND	ND	ND	ND	ND	ND	ND	ND
Phenanthrene	1.34	UG/L	ND	ND	ND	ND	ND	ND	ND	ND	ND	ND	ND	ND	ND
Pyrene	1.43	UG/L	ND	ND	ND	ND	ND	ND	ND	ND	ND	ND	ND	ND	ND
1,2,4-Trichlorobenzene	1.52	UG/L	ND	ND	ND	ND	ND	ND	ND	ND	ND	ND	ND	ND	ND
Polynuc. Aromatic Hydrocarbons	1.77	UG/L	0.0	0.0	0.0	0.0	0.0	0.0	0.0	0.0	0.0	0.0	0.0	0.0	0.0
Base/Neutral Compounds	8.96	UG/L	3.9	5.4	5.1	5.4	5.2	4.1	5.5	6.9	5.9	5.4	6.0	5.9	5.4
Benzo[e]pyrene	1.44	UG/L	ND	ND	ND	ND	ND	ND	ND	ND	ND	ND	ND	ND	ND
Biphenyl	2.29	UG/L	ND	ND	ND	ND	ND	ND	ND	ND	ND	ND	ND	ND	ND
2,6-Dimethylnaphthalene	2.16	UG/L	ND	ND	ND	ND	ND	ND	ND	ND	ND	ND	ND	ND	ND
1-Methylnaphthalene	2.18	UG/L	ND	ND	ND	ND	ND	ND	ND	ND	ND	ND	ND	ND	ND
1-Methylphenanthrene	1.46	UG/L	ND	ND	ND	ND	ND	ND	ND	ND	ND	ND	ND	ND	ND
2-Methylnaphthalene	2.14	UG/L	ND	ND	ND	ND	ND	ND	ND	ND	ND	ND	ND	ND	ND
2,3,5-Trimethylnaphthalene	2.18	UG/L	ND	ND	ND	ND	ND	ND	ND	ND	ND	ND	ND	ND	ND
Perylene	1.41	UG/L	ND	ND	ND	ND	ND	ND	ND	ND	ND	ND	ND	ND	ND

nd=not detected; NS=not sampled; NA=not analyzed

POINT LOMA WASTEWATER TREATMENT PLANT
Priority Pollutants Base/Neutrals

2011 Annual

Analyte	MDL	Units	PLR	PLR	PLR	PLR	PLR	PLR	PLR	PLR	PLR	PLR	PLR	PLR	Average
			JAN Avg	FEB Avg	MAR Avg	APR Avg	MAY Avg	JUN Avg	JUL Avg	AUG Avg	SEP Avg	OCT Avg	NOV Avg	DEC Avg	
Acenaphthene	1.8	UG/L	ND	ND	ND	ND	ND	ND	ND	ND	ND	ND	ND	ND	ND
Acenaphthylene	1.77	UG/L	ND	ND	ND	ND	ND	ND	ND	ND	ND	ND	ND	ND	ND
Anthracene	1.29	UG/L	ND	ND	ND	ND	ND	ND	ND	ND	ND	ND	ND	ND	ND
Benzidine	1.52	UG/L	ND	ND	ND	ND	ND	ND	ND	ND	ND	ND	ND	ND	ND
Benzo[a]anthracene	1.1	UG/L	ND	ND	ND	ND	ND	ND	ND	ND	ND	ND	ND	ND	ND
3,4-Benzo(b)fluoranthene	1.35	UG/L	ND	ND	ND	ND	ND	ND	ND	ND	ND	ND	ND	ND	ND
Benzo[k]fluoranthene	1.49	UG/L	ND	ND	ND	ND	ND	ND	ND	ND	ND	ND	ND	ND	ND
Benzo[a]pyrene	1.25	UG/L	ND	ND	ND	ND	ND	ND	ND	ND	ND	ND	ND	ND	ND
Benzo[g,h,i]perylene	1.09	UG/L	ND	ND	ND	ND	ND	ND	ND	ND	ND	ND	ND	ND	ND
4-Bromophenyl phenyl ether	1.4	UG/L	ND	ND	ND	ND	ND	ND	ND	ND	ND	ND	ND	ND	ND
Bis-(2-chloroethoxy) methane	1.01	UG/L	ND	ND	ND	ND	ND	ND	ND	ND	ND	ND	ND	ND	ND
Bis-(2-chloroethyl) ether	1.38	UG/L	ND	ND	ND	ND	ND	ND	ND	ND	ND	ND	ND	ND	ND
Bis-(2-chloroisopropyl) ether	1.16	UG/L	ND	ND	ND	ND	ND	ND	ND	ND	ND	ND	ND	ND	ND
4-Chlorophenyl phenyl ether	1.57	UG/L	ND	ND	ND	ND	ND	ND	ND	ND	ND	ND	ND	ND	ND
2-Chloronaphthalene	1.87	UG/L	ND	ND	ND	ND	ND	ND	ND	ND	ND	ND	ND	ND	ND
Chrysene	1.16	UG/L	ND	ND	ND	ND	ND	ND	ND	ND	ND	ND	ND	ND	ND
Dibenzo(a,h)anthracene	1.01	UG/L	ND	ND	ND	ND	ND	ND	ND	ND	ND	ND	ND	ND	ND
Butyl benzyl phthalate	2.84	UG/L	ND	ND	ND	ND	ND	ND	ND	3.4	ND	ND	ND	ND	0.3
Di-n-butyl phthalate	3.96	UG/L	ND	ND	ND	ND	ND	ND	ND	ND	ND	ND	ND	ND	ND
Bis-(2-ethylhexyl) phthalate	8.96	UG/L	11.8	ND	9.7	12.8	9.0	10.3	22.2	9.0	10.3	9.2	18.5	11.0	11.2
Diethyl phthalate	3.05	UG/L	4.2	7.3	5.9	4.6	4.8	5.3	7.3	7.1	5.0	5.4	6.0	5.2	5.7
Dimethyl phthalate	1.44	UG/L	ND	ND	ND	ND	ND	ND	ND	ND	ND	ND	ND	ND	ND
Di-n-octyl phthalate	1	UG/L	ND	ND	ND	ND	ND	ND	ND	ND	ND	ND	ND	ND	ND
3,3-Dichlorobenzidine	2.44	UG/L	ND	ND	ND	ND	ND	ND	ND	ND	ND	ND	ND	ND	ND
2,4-Dinitrotoluene	1.36	UG/L	ND	ND	ND	ND	ND	ND	ND	ND	ND	ND	ND	ND	ND
2,6-Dinitrotoluene	1.53	UG/L	ND	ND	ND	ND	ND	ND	ND	ND	ND	ND	ND	ND	ND
1,2-Diphenylhydrazine	1.37	UG/L	ND	ND	ND	ND	ND	ND	ND	ND	ND	ND	ND	ND	ND
Fluoranthene	1.33	UG/L	ND	ND	ND	ND	ND	ND	ND	ND	ND	ND	ND	ND	ND
Fluorene	1.61	UG/L	ND	ND	ND	ND	ND	ND	ND	ND	ND	ND	ND	ND	ND
Hexachlorobenzene	1.48	UG/L	ND	ND	ND	ND	ND	ND	ND	ND	ND	ND	ND	ND	ND
Hexachlorobutadiene	1.64	UG/L	ND	ND	ND	ND	ND	ND	ND	ND	ND	ND	ND	ND	ND
Hexachlorocyclopentadiene	1.25	UG/L	ND	ND	ND	ND	ND	ND	ND	ND	ND	ND	ND	ND	ND
Hexachloroethane	1.32	UG/L	ND	ND	ND	ND	ND	ND	ND	ND	ND	ND	ND	ND	ND
Indeno(1,2,3-CD)pyrene	1.14	UG/L	ND	ND	ND	ND	ND	ND	ND	ND	ND	ND	ND	ND	ND
Isophorone	1.53	UG/L	ND	ND	ND	ND	ND	ND	ND	ND	ND	ND	ND	ND	ND
Naphthalene	1.65	UG/L	ND	ND	ND	ND	ND	ND	ND	ND	ND	ND	ND	ND	ND
Nitrobenzene	1.6	UG/L	ND	ND	ND	ND	ND	ND	ND	ND	ND	ND	ND	ND	ND
N-nitrosodimethylamine	1.27	UG/L	ND	ND	ND	ND	ND	ND	ND	ND	ND	ND	ND	ND	ND
N-nitrosodi-n-propylamine	1.16	UG/L	ND	ND	ND	ND	ND	ND	ND	ND	ND	ND	ND	ND	ND
N-nitrosodiphenylamine	3.48	UG/L	ND	ND	ND	ND	ND	ND	ND	ND	ND	ND	ND	ND	ND
Phenanthrene	1.34	UG/L	ND	ND	ND	ND	ND	ND	ND	ND	ND	ND	ND	ND	ND
Pyrene	1.43	UG/L	ND	ND	ND	ND	ND	ND	ND	ND	ND	ND	ND	ND	ND
1,2,4-Trichlorobenzene	1.52	UG/L	ND	ND	ND	ND	ND	ND	ND	ND	ND	ND	ND	ND	ND
Polynuc. Aromatic Hydrocarbons	1.77	UG/L	0.0	0.0	0.0	0.0	0.0	0.0	0.0	0.0	0.0	0.0	0.0	0.0	0.0
Base/Neutral Compounds	8.96	UG/L	16.0	7.3	15.6	17.4	13.8	15.6	29.5	19.5	15.3	14.6	24.5	16.2	17.1
Benzo[e]pyrene	1.44	UG/L	ND	ND	ND	ND	ND	ND	ND	ND	ND	ND	ND	ND	ND
Biphenyl	2.29	UG/L	ND	ND	ND	ND	ND	ND	ND	ND	ND	ND	ND	ND	ND
2,6-Dimethylnaphthalene	2.16	UG/L	ND	ND	ND	ND	ND	ND	ND	ND	ND	ND	ND	ND	ND
1-Methylnaphthalene	2.18	UG/L	ND	ND	ND	ND	ND	ND	ND	ND	ND	ND	ND	ND	ND
1-Methylphenanthrene	1.46	UG/L	ND	ND	ND	ND	ND	ND	ND	ND	ND	ND	ND	ND	ND
2-Methylnaphthalene	2.14	UG/L	ND	ND	ND	ND	ND	ND	ND	ND	ND	ND	ND	ND	ND
2,3,5-Trimethylnaphthalene	2.18	UG/L	ND	ND	ND	ND	ND	ND	ND	ND	ND	ND	ND	ND	ND
Perylene	1.41	UG/L	ND	ND	ND	ND	ND	ND	ND	ND	ND	ND	ND	ND	ND

nd=not detected; NS=not sampled; NA=not analyzed

POINT LOMA WASTEWATER TREATMENT PLANT
Priority Pollutants Purgeables

2011 Annual

Analyte	MDL	Units	PLE	PLE	PLE	PLE	PLE	PLE	PLE	PLE	PLE	PLE	PLE	PLE	PLE
			JAN Avg	FEB Avg	MAR Avg	APR Avg	MAY Avg	JUN Avg	JUL Avg	AUG Avg	SEP Avg	OCT Avg	NOV Avg	DEC Avg	Average
Acrolein	1.3	UG/L	ND	ND	ND	ND	ND	ND	ND	ND	ND	ND	ND	ND	ND
Acrylonitrile	.7	UG/L	ND	ND	ND	ND	ND	ND	ND	ND	ND	ND	ND	ND	ND
Benzene	.4	UG/L	ND	ND	ND	ND	ND	ND	ND	ND	ND	ND	ND	ND	ND
Bromodichloromethane	.5	UG/L	1.3	0.8	0.9	0.7	ND	ND	ND	ND	0.5	ND	ND	0.5	0.4
Bromoform	.5	UG/L	ND	ND	ND	ND	ND	ND	ND	ND	ND	ND	ND	ND	ND
Bromomethane	.7	UG/L	ND	ND	ND	ND	ND	ND	ND	ND	ND	ND	ND	ND	ND
Carbon tetrachloride	.4	UG/L	ND	ND	ND	ND	ND	ND	ND	ND	ND	ND	ND	ND	ND
Chlorobenzene	.4	UG/L	ND	ND	ND	ND	ND	ND	ND	ND	ND	ND	ND	ND	ND
Chloroethane	.9	UG/L	ND	ND	ND	ND	ND	ND	ND	<0.9	ND	ND	ND	ND	0.0
Chloroform	.2	UG/L	5.3	4.2	4.0	4.9	4.0	4.6	4.0	5.0	5.6	4.8	4.0	3.8	4.5
Chloromethane	.5	UG/L	3.1	2.5	1.2	2.7	5.4	3.4	4.1	5.8	6.0	5.4	3.5	3.0	3.8
Dibromochloromethane	.6	UG/L	1.2	<0.6	1.0	ND	ND	ND	ND	ND	ND	ND	ND	ND	0.2
1,2-Dichlorobenzene	.4	UG/L	ND	ND	ND	ND	ND	ND	ND	ND	ND	ND	ND	ND	ND
1,3-Dichlorobenzene	.5	UG/L	ND	ND	ND	ND	ND	ND	ND	ND	ND	ND	ND	ND	ND
1,4-Dichlorobenzene	.4	UG/L	<0.4	0.5	0.5	0.6	0.6	0.8	<0.4	0.8	0.7	0.9*	0.8	0.5	0.5
Dichlorodifluoromethane	.66	UG/L	ND	ND	ND	ND	ND	ND	ND	ND	ND	ND	ND	ND	ND
1,1-Dichloroethane	.4	UG/L	ND	ND	ND	ND	ND	ND	ND	ND	ND	ND	ND	ND	ND
1,2-Dichloroethane	.5	UG/L	ND	ND	ND	ND	ND	ND	ND	ND	ND	ND	ND	ND	ND
1,1-Dichloroethene	.4	UG/L	ND	ND	ND	ND	ND	ND	ND	ND	ND	ND	ND	ND	ND
trans-1,2-dichloroethene	.6	UG/L	ND	ND	ND	ND	ND	ND	ND	ND	ND	ND	ND	ND	ND
1,2-Dichloropropane	.3	UG/L	ND	ND	ND	ND	ND	ND	ND	ND	ND	ND	ND	ND	ND
cis-1,3-dichloropropene	.3	UG/L	ND	ND	ND	ND	ND	ND	ND	ND	ND	ND	ND	ND	ND
trans-1,3-dichloropropene	.5	UG/L	ND	ND	ND	ND	ND	ND	ND	ND	ND	ND	ND	ND	ND
Ethylbenzene	.3	UG/L	0.5	0.3	0.3	ND	ND	0.3	ND	0.5	ND	0.4	ND	ND	0.2
Methylene chloride	.3	UG/L	1.6	1.4	0.9	2.1	1.5	1.4	1.2	2.2	1.6	1.7	1.8	2.1	1.6
1,1,1,2-Tetrachloroethane	.5	UG/L	ND	ND	ND	ND	ND	ND	ND	ND	ND	ND	ND	ND	ND
Tetrachloroethene	1.1	UG/L	ND	ND	ND	ND	ND	ND	ND	ND	ND	ND	ND	ND	ND
Toluene	.4	UG/L	0.6	1.6	0.8	1.5	1.3	1.6	0.7	2.2	1.6	0.8	1.1	0.6	1.2
1,1,1-Trichloroethane	.4	UG/L	ND	ND	ND	ND	ND	ND	ND	ND	ND	ND	ND	ND	ND
1,1,2-Trichloroethane	.5	UG/L	ND	ND	ND	ND	ND	ND	ND	ND	ND	ND	ND	ND	ND
Trichloroethene	.7	UG/L	ND	ND	ND	ND	ND	ND	ND	ND	ND	ND	ND	ND	ND
Trichlorofluoromethane	.3	UG/L	ND	ND	ND	ND	ND	ND	ND	ND	ND	ND	ND	ND	ND
Vinyl chloride	.4	UG/L	ND	ND	ND	ND	ND	ND	ND	ND	ND	ND	ND	ND	ND
Halomethane Purgeable Cmpnds	.7	UG/L	3.1	2.5	1.2	2.7	5.4	3.4	4.1	5.8	6.0	5.4	3.5	3.0	3.8
Dichlorobenzenes	.5	UG/L	0.0	0.0	0.0	0.0	0.0	0.0	0.0	0.0	0.0	0.0	0.0	0.0	0.0
Total Chloromethanes	.5	UG/L	10.0	8.1	6.1	9.7	10.9	9.4	9.3	13.0	13.2	11.9	9.3	8.9	10.0
Purgeable Compounds	1.3	UG/L	13.6	11.3	9.6	12.5	12.8	12.1	10.0	16.5	16.0	13.1	11.2	10.5	12.4
Acetone	4.5	UG/L	868	522	506	348	446	722	603	568	1420	1820	1020	1940	899
Allyl chloride	.6	UG/L	ND	ND	ND	ND	ND	ND	ND	ND	ND	ND	ND	ND	ND
Benzyl chloride	1.1	UG/L	ND	ND	ND	ND	ND	ND	ND	ND	ND	ND	ND	ND	ND
2-Butanone	6.3	UG/L	ND	7.0	<6.3	7.6	7.9	10.1	<6.3	12.1	7.6	9.2	<6.3	ND	5.1
Carbon disulfide	.6	UG/L	1.8	2.1	2.1	1.7	2.7	2.7	3.3	3.6	3.3	3.2	2.5	2.0	2.6
Chloroprene	.4	UG/L	ND	ND	ND	ND	ND	ND	ND	ND	ND	ND	ND	ND	ND
1,2-Dibromoethane	.3	UG/L	ND	ND	ND	ND	ND	ND	ND	ND	ND	ND	ND	ND	ND
Isopropylbenzene	.3	UG/L	0.7	ND	ND	ND	ND	ND	ND	ND	ND	ND	ND	ND	0.1
Methyl Iodide	.6	UG/L	ND	ND	ND	ND	ND	ND	ND	ND	ND	ND	ND	ND	ND
Methyl methacrylate	.8	UG/L	ND	ND	ND	ND	ND	ND	ND	ND	ND	ND	ND	ND	ND
Methyl tert-butyl ether	.4	UG/L	5.8	2.7	3.8	1.4	3.1	3.1	1.4	1.2	2.1	2.0	0.9	1.6	2.4
2-Nitropropane	12	UG/L	ND	ND	ND	ND	ND	ND	ND	ND	ND	ND	ND	ND	ND
ortho-xylene	.4	UG/L	0.7	ND	ND	ND	ND	ND	ND	0.9	ND	0.6	ND	ND	0.2
Styrene	.3	UG/L	ND	ND	ND	0.4	ND	0.4	ND	ND	ND	0.5	0.4	0.6	0.2
1,2,4-Trichlorobenzene	1.52	UG/L	ND	ND	ND	ND	ND	ND	ND	ND	ND	ND	ND	ND	ND
meta,para xylenes	.6	UG/L	1.3	0.7	0.9	<0.6	0.9	0.7	ND	1.8	ND	1.0	ND	ND	0.6
2-Chloroethylvinyl ether	1.1	UG/L	ND	ND	ND	ND	ND	ND	ND	ND	ND	ND	ND	ND	ND
4-Methyl-2-pentanone	1.3	UG/L	ND	ND	ND	ND	ND	ND	ND	ND	ND	ND	ND	ND	ND

* = Blank did not meet QC criteria for this analyte due to contamination. Value of the blank in this batch was 0.52 Ug/L, result above the MDL and date not included in averages.

nd=not detected; NS=not sampled; NA=not analyzed

POINT LOMA WASTEWATER TREATMENT PLANT
Priority Pollutants Purgeables

2011 Annual

Analyte	MDL	Units	PLR	PLR	PLR	PLR	PLR	PLR	PLR	PLR	PLR	PLR	PLR	PLR	Average
			JAN Avg	FEB Avg	MAR Avg	APR Avg	MAY Avg	JUN Avg	JUL Avg	AUG Avg	SEP Avg	OCT Avg	NOV Avg	DEC Avg	
Acrolein	1.3	UG/L	ND	ND	ND	ND	ND	ND	ND	ND	ND	ND	ND	ND	ND
Acrylonitrile	.7	UG/L	ND	ND	ND	ND	ND	ND	ND	ND	ND	ND	ND	ND	ND
Benzene	.4	UG/L	ND	ND	ND	ND	ND	ND	ND	ND	ND	ND	ND	ND	ND
Bromodichloromethane	.5	UG/L	1.1	0.6	0.7	ND	ND	ND	ND	ND	ND	ND	ND	ND	0.2
Bromoform	.5	UG/L	ND	ND	ND	ND	ND	ND	ND	ND	ND	ND	ND	ND	ND
Bromomethane	.7	UG/L	ND	ND	ND	ND	ND	ND	ND	ND	ND	ND	ND	ND	ND
Carbon tetrachloride	.4	UG/L	ND	ND	ND	ND	ND	ND	ND	ND	ND	ND	ND	ND	ND
Chlorobenzene	.4	UG/L	ND	ND	ND	ND	ND	ND	ND	ND	ND	ND	ND	ND	ND
Chloroethane	.9	UG/L	ND	ND	ND	ND	ND	ND	ND	ND	ND	ND	ND	ND	ND
Chloroform	.2	UG/L	3.4	2.7	2.6	3.0	2.7	3.0	2.7	3.4	2.7	2.5	2.0	1.9	2.7
Chloromethane	.5	UG/L	ND	ND	ND	ND	ND	ND	ND	ND	ND	ND	ND	ND	ND
Dibromochloromethane	.6	UG/L	1.0	ND	0.8	ND	ND	ND	ND	ND	ND	ND	ND	ND	0.2
1,2-Dichlorobenzene	.4	UG/L	ND	ND	ND	ND	ND	ND	ND	ND	ND	ND	ND	ND	ND
1,3-Dichlorobenzene	.5	UG/L	ND	ND	ND	ND	ND	ND	ND	ND	ND	ND	ND	ND	ND
1,4-Dichlorobenzene	.4	UG/L	0.5	0.6	0.6	0.8	0.7	0.9	0.5	0.7 [^]	0.7	0.9*	0.8	0.6	0.7
Dichlorodifluoromethane	.66	UG/L	ND	ND	ND	ND	ND	ND	ND	ND	ND	ND	ND	ND	ND
1,1-Dichloroethane	.4	UG/L	ND	ND	ND	ND	ND	ND	ND	ND	ND	ND	ND	ND	ND
1,2-Dichloroethane	.5	UG/L	ND	ND	ND	ND	ND	ND	ND	ND	ND	ND	ND	ND	ND
1,1-Dichloroethene	.4	UG/L	ND	ND	ND	ND	ND	ND	ND	ND	ND	ND	ND	ND	ND
trans-1,2-dichloroethene	.6	UG/L	ND	ND	ND	ND	ND	ND	ND	ND	ND	ND	ND	ND	ND
1,2-Dichloropropane	.3	UG/L	ND	ND	ND	ND	ND	ND	ND	ND	ND	ND	ND	ND	ND
cis-1,3-dichloropropene	.3	UG/L	ND	ND	ND	ND	ND	ND	ND	ND	ND	ND	ND	ND	ND
trans-1,3-dichloropropene	.5	UG/L	ND	ND	ND	ND	ND	ND	ND	ND	ND	ND	ND	ND	ND
Ethylbenzene	.3	UG/L	0.5	0.7	0.5	0.4	ND	0.6	ND	0.4	ND	<0.3	ND	0.3	0.3
Methylene chloride	.3	UG/L	1.5	1.2	1.3	3.7	1.3	2.7	1.3	4.0	1.5	1.6	1.9	1.6	2.0
1,1,2,2-Tetrachloroethane	.5	UG/L	ND	ND	ND	ND	ND	ND	ND	ND	ND	ND	ND	ND	ND
Tetrachloroethene	1.1	UG/L	ND	ND	ND	ND	ND	ND	ND	ND	ND	ND	ND	ND	ND
Toluene	.4	UG/L	0.5	0.9	0.6	1.5	0.8	1.4	0.7	0.8	0.8	0.7	0.7	0.6	0.8
1,1,1-Trichloroethane	.4	UG/L	ND	ND	ND	ND	ND	ND	ND	ND	ND	ND	ND	ND	ND
1,1,2-Trichloroethane	.5	UG/L	ND	ND	ND	ND	ND	ND	ND	ND	ND	ND	ND	ND	ND
Trichloroethene	.7	UG/L	ND	ND	ND	ND	ND	ND	ND	ND	ND	ND	ND	ND	ND
Trichlorofluoromethane	.3	UG/L	ND	ND	ND	ND	ND	ND	ND	ND	ND	ND	ND	ND	ND
Vinyl chloride	.4	UG/L	ND	ND	ND	ND	ND	ND	ND	ND	ND	ND	ND	ND	ND
Halomethane Purgeable Cmpnds	.7	UG/L	0.0	0.0	0.0	0.0	0.0	0.0	0.0	0.0	0.0	0.0	0.0	0.0	0.0
Dichlorobenzenes	.5	UG/L	0.0	0.0	0.0	0.0	0.0	0.0	0.0	0.0	0.0	0.0	0.0	0.0	0.0
Total Chloromethanes	.5	UG/L	4.9	3.9	3.9	6.7	4.0	5.7	4.0	7.4	4.2	4.1	3.9	3.5	4.7
Purgeable Compounds	1.3	UG/L	8.5	6.7	7.1	9.4	5.5	8.6	5.2	8.6	5.7	4.8	5.4	5.0	6.7
Acetone	4.5	UG/L	298	361	289	287	456	527	763	494	1180	1760	1470	2330	851
Allyl chloride	.6	UG/L	ND	ND	ND	ND	ND	ND	ND	ND	ND	ND	ND	ND	ND
Benzyl chloride	1.1	UG/L	ND	ND	ND	ND	ND	ND	ND	ND	ND	ND	ND	ND	ND
2-Butanone	6.3	UG/L	ND	6.7	ND	7.1	8.0	11.6	8.6	9.2	ND	9.8	ND	ND	5.1
Carbon disulfide	.6	UG/L	0.9	1.8	1.2	1.1	1.9	2.2	2.8	2.9	2.8	1.9	1.6	1.2	1.9
Chloroprene	.4	UG/L	ND	ND	ND	ND	ND	ND	ND	ND	ND	ND	ND	ND	ND
1,2-Dibromoethane	.3	UG/L	ND	ND	ND	ND	ND	ND	ND	ND	ND	ND	ND	ND	ND
Isopropylbenzene	.3	UG/L	0.5	ND	ND	ND	ND	ND	ND	ND	ND	ND	ND	ND	0.0
Methyl Iodide	.6	UG/L	ND	ND	ND	ND	ND	ND	ND	ND	ND	ND	ND	ND	ND
Methyl methacrylate	.8	UG/L	ND	ND	ND	ND	ND	ND	ND	ND	ND	ND	ND	ND	ND
Methyl tert-butyl ether	.4	UG/L	8.4	1.4	1.6	0.8	2.7	2.0	2.4	2.7	1.9	1.8	0.8	1.4	2.3
2-Nitropropane	12	UG/L	ND	ND	ND	ND	ND	ND	ND	ND	ND	ND	ND	ND	ND
ortho-xylene	.4	UG/L	0.7	1.1	ND	ND	ND	ND	ND	ND	ND	ND	ND	ND	0.2
Styrene	.3	UG/L	ND	0.5	0.4	0.7	ND	0.6	ND	0.3	1.3	0.9	1.0	1.6	0.6
1,2,4-Trichlorobenzene	1.52	UG/L	ND	ND	ND	ND	ND	ND	ND	ND	ND	ND	ND	ND	ND
meta,para xylenes	.6	UG/L	1.6	2.4	0.7	0.7	0.7	0.6	ND	<0.6	ND	ND	ND	ND	0.6
2-Chloroethylvinyl ether	1.1	UG/L	ND	ND	ND	ND	ND	ND	ND	ND	ND	ND	ND	ND	ND
4-Methyl-2-pentanone	1.3	UG/L	ND	ND	ND	ND	ND	ND	ND	ND	ND	ND	ND	ND	ND

* = Blank did not meet QC criteria for this analyte due to contamination. Value of the blank in this batch was 0.52 Ug/L, result above the MDL and date not included in averages.

^ = Blank did not meet QC criteria for this analyte due to contamination. Value of the blank in this batch was 0.55 Ug/L, result above the MDL and data not included in averages.

nd=not detected; NS=not sampled; NA=not analyzed

POINT LOMA WASTEWATER TREATMENT
EFFLUENT
Dioxin and Furan Analysis

ANALYZED BY: Frontier Analytical Laboratories

2011 Annual

Analyte	MDL	Units	PLE	PLE	PLE	PLE	PLE	PLE	PLE	
			JAN	FEB	MAR	APR	MAY	JUN	JUL	AUG
			P546840	P549217	P555038	P559547	P557924	P566951	P570489	P564859
2,3,7,8-tetra CDD	.215	PG/L	ND	ND	ND	ND	ND	ND	ND	ND
1,2,3,7,8-penta CDD	.317	PG/L	ND	ND	ND	ND	ND	ND	ND	ND
1,2,3,4,7,8_hexa_CDD	.328	PG/L	ND	ND	ND	ND	ND	ND	ND	ND
1,2,3,6,7,8-hexa CDD	.424	PG/L	ND	ND	ND	ND	ND	ND	ND	ND
1,2,3,7,8,9-hexa CDD	.367	PG/L	ND	ND	ND	ND	ND	ND	ND	ND
1,2,3,4,6,7,8-hepta CDD	.497	PG/L	DNQ9.90	ND	DNQ5.32	DNQ4.00	DNQ3.91	DNQ5.02	DNQ7.43	DNQ3.21
octa CDD	1.41	PG/L	120.0	DNQ32.0	DNQ40.0	DNQ24.0	DNQ28.0	DNQ44.0	DNQ48.0	DNQ22.0
2,3,7,8-tetra CDF	.209	PG/L	ND	ND	ND	ND	ND	ND	ND	ND
1,2,3,7,8-penta CDF	.235	PG/L	ND	ND	ND	ND	ND	ND	ND	ND
2,3,4,7,8-penta CDF	.243	PG/L	ND	ND	ND	ND	ND	ND	ND	ND
1,2,3,4,7,8-hexa CDF	.255	PG/L	ND	ND	ND	ND	ND	ND	ND	ND
1,2,3,6,7,8-hexa CDF	.248	PG/L	ND	ND	ND	ND	ND	ND	ND	ND
1,2,3,7,8,9-hexa CDF	.258	PG/L	ND	ND	ND	ND	ND	ND	ND	ND
2,3,4,6,7,8-hexa CDF	.262	PG/L	ND	ND	ND	ND	ND	ND	ND	ND
1,2,3,4,6,7,8-hepta CDF	.324	PG/L	ND	ND	ND	ND	ND	ND	ND	ND
1,2,3,4,7,8,9-hepta CDF	.49	PG/L	ND	ND	ND	ND	ND	ND	ND	ND
octa CDF	.805	PG/L	ND	ND	ND	ND	ND	DNQ3.10	ND	ND

Analyte	MDL	Units	PLE	PLE	PLE	PLE
			SEP	OCT	NOV	DEC
			P579476	P584613	P590295	P597237
2,3,7,8-tetra CDD	.215	PG/L	ND	ND	ND	ND
1,2,3,7,8-penta CDD	.317	PG/L	ND	ND	ND	ND
1,2,3,4,7,8_hexa_CDD	.328	PG/L	ND	ND	ND	ND
1,2,3,6,7,8-hexa CDD	.424	PG/L	ND	ND	ND	ND
1,2,3,7,8,9-hexa CDD	.367	PG/L	ND	ND	ND	ND
1,2,3,4,6,7,8-hepta CDD	.497	PG/L	DNQ 3.10	DNQ 2.20	ND	DNQ 2.49
octa CDD	1.41	PG/L	DNQ26.0	DNQ39.0	DNQ20.0	DNQ20.0
2,3,7,8-tetra CDF	.209	PG/L	ND	ND	ND	ND
1,2,3,7,8-penta CDF	.235	PG/L	ND	ND	ND	ND
2,3,4,7,8-penta CDF	.243	PG/L	ND	ND	ND	ND
1,2,3,4,7,8-hexa CDF	.255	PG/L	ND	ND	ND	ND
1,2,3,6,7,8-hexa CDF	.248	PG/L	ND	ND	ND	ND
1,2,3,7,8,9-hexa CDF	.258	PG/L	ND	ND	ND	ND
2,3,4,6,7,8-hexa CDF	.262	PG/L	ND	ND	ND	ND
1,2,3,4,6,7,8-hepta CDF	.324	PG/L	ND	ND	ND	ND
1,2,3,4,7,8,9-hepta CDF	.49	PG/L	ND	ND	ND	ND
octa CDF	.805	PG/L	DNQ 2.40	ND	ND	ND

Above are permit required CDD/CDF isomers.
 ND= not detected
 NA= not analyzed
 NS= not sampled
 DNQ= detected, not quantified

POINT LOMA WASTEWATER TREATMENT
EFFLUENT
Dioxin and Furan Analysis

ANALYZED BY: Frontier Analytical Laboratories

2011 Annual

Analyte	MDL	Units	Equiv	PLE	PLE	PLE	PLE	PLE	PLE	PLE	PLE
				TCDD JAN	TCDD FEB	TCDD MAR	TCDD APR	TCDD MAY	TCDD JUN	TCDD JUL	TCDD AUG
				P546840	P549217	P555038	P559547	P557924	P566951	P570489	P564859
2,3,7,8-tetra CDD	.215	PG/L	1.000	ND	ND	ND	ND	ND	ND	ND	ND
1,2,3,7,8-penta CDD	.317	PG/L	0.500	ND	ND	ND	ND	ND	ND	ND	ND
1,2,3,4,7,8_hexa_CDD	.328	PG/L	0.100	ND	ND	ND	ND	ND	ND	ND	ND
1,2,3,6,7,8-hexa CDD	.424	PG/L	0.100	ND	ND	ND	ND	ND	ND	ND	ND
1,2,3,7,8,9-hexa CDD	.367	PG/L	0.100	ND	ND	ND	ND	ND	ND	ND	ND
1,2,3,4,6,7,8-hepta CDD	.497	PG/L	0.010	DNQ0.09	ND	DNQ0.053	DNQ0.040	DNQ0.039	DNQ0.050	DNQ0.074	DNQ0.032
octa CDD	1.41	PG/L	0.001	0.120	DNQ0.032	DNQ0.040	DNQ0.024	DNQ0.028	DNQ0.044	DNQ0.048	DNQ0.022
2,3,7,8-tetra CDF	.209	PG/L	0.100	ND	ND	ND	ND	ND	ND	ND	ND
1,2,3,7,8-penta CDF	.235	PG/L	0.050	ND	ND	ND	ND	ND	ND	ND	ND
2,3,4,7,8-penta CDF	.243	PG/L	0.500	ND	ND	ND	ND	ND	ND	ND	ND
1,2,3,4,7,8-hexa CDF	.255	PG/L	0.100	ND	ND	ND	ND	ND	ND	ND	ND
1,2,3,6,7,8-hexa CDF	.248	PG/L	0.100	ND	ND	ND	ND	ND	ND	ND	ND
1,2,3,7,8,9-hexa CDF	.258	PG/L	0.100	ND	ND	ND	ND	ND	ND	ND	ND
2,3,4,6,7,8-hexa CDF	.262	PG/L	0.100	ND	ND	ND	ND	ND	ND	ND	ND
1,2,3,4,6,7,8-hepta CDF	.324	PG/L	0.010	ND	ND	ND	ND	ND	ND	ND	ND
1,2,3,4,7,8,9-hepta CDF	.49	PG/L	0.010	ND	ND	ND	ND	ND	ND	ND	ND
octa CDF	.805	PG/L	0.001	ND	ND	ND	ND	ND	DNQ0.003	ND	ND

Analyte	MDL	Units	Equiv	PLE	PLE	PLE	PLE
				TCDD SEP	TCDD OCT	TCDD NOV	TCDD DEC
				P579476	P584613	P590295	P597237
2,3,7,8-tetra CDD	.215	PG/L	1.000	ND	ND	ND	ND
1,2,3,7,8-penta CDD	.317	PG/L	0.500	ND	ND	ND	ND
1,2,3,4,7,8_hexa_CDD	.328	PG/L	0.100	ND	ND	ND	ND
1,2,3,6,7,8-hexa CDD	.424	PG/L	0.100	ND	ND	ND	ND
1,2,3,7,8,9-hexa CDD	.367	PG/L	0.100	ND	ND	ND	ND
1,2,3,4,6,7,8-hepta CDD	.497	PG/L	0.010	DNQ0.031	DNQ0.022	ND	DNQ0.025
octa CDD	1.41	PG/L	0.001	DNQ0.026	DNQ0.039	DNQ0.020	DNQ0.020
2,3,7,8-tetra CDF	.209	PG/L	0.100	ND	ND	ND	ND
1,2,3,7,8-penta CDF	.235	PG/L	0.050	ND	ND	ND	ND
2,3,4,7,8-penta CDF	.243	PG/L	0.500	ND	ND	ND	ND
1,2,3,4,7,8-hexa CDF	.255	PG/L	0.100	ND	ND	ND	ND
1,2,3,6,7,8-hexa CDF	.248	PG/L	0.100	ND	ND	ND	ND
1,2,3,7,8,9-hexa CDF	.258	PG/L	0.100	ND	ND	ND	ND
2,3,4,6,7,8-hexa CDF	.262	PG/L	0.100	ND	ND	ND	ND
1,2,3,4,6,7,8-hepta CDF	.324	PG/L	0.010	ND	ND	ND	ND
1,2,3,4,7,8,9-hepta CDF	.49	PG/L	0.010	ND	ND	ND	ND
octa CDF	.805	PG/L	0.001	DNQ0.002	ND	ND	ND

Above are permit required CDD/CDF isomers.
 ND= not detected
 NA= not analyzed
 NS= not sampled
 DNQ= detected, not quantified

POINT LOMA WASTEWATER TREATMENT
INFLUENT
Dioxin and Furan Analysis

ANALYZED BY: Frontier Analytical Laboratories

2011 Annual

Analyte	MDL	Units	PLR	PLR	PLR	PLR	PLR	PLR	PLR	PLR	PLR
			JAN	FEB	MAR	APR	MAY	JUN	JUL	AUG	SEP
			P546843	P549223	P555041	P559550	P557930	P566954	P570492	P564865	P579479
2,3,7,8-tetra CDD	.215	PG/L	ND	ND	ND	ND	ND	ND	ND	ND	ND
1,2,3,7,8-penta CDD	.317	PG/L	ND	ND	ND	ND	ND	ND	ND	ND	ND
1,2,3,4,7,8_hexa_CDD	.328	PG/L	ND	ND	ND	ND	ND	ND	ND	ND	ND
1,2,3,6,7,8-hexa CDD	.424	PG/L	ND	ND	ND	ND	ND	ND	ND	DNQ2.68	ND
1,2,3,7,8,9-hexa CDD	.367	PG/L	ND	ND	ND	ND	ND	ND	ND	ND	ND
1,2,3,4,6,7,8-hepta CDD	.497	PG/L	DNQ17.8	27.9	DNQ12.2	DNQ14.0	DNQ19.4	DNQ23.0	25.6	36.9	DNQ15.1
octa CDD	1.41	PG/L	430.0	190.0	97.0	160.0	200.0	240.0	190.0	210.0	150.0
2,3,7,8-tetra CDF	.209	PG/L	ND	ND	ND	ND	ND	ND	ND	DNQ0.734	ND
1,2,3,7,8-penta CDF	.235	PG/L	ND	ND	ND	ND	ND	ND	ND	ND	ND
2,3,4,7,8-penta CDF	.243	PG/L	ND	ND	ND	ND	ND	ND	ND	ND	ND
1,2,3,4,7,8-hexa CDF	.255	PG/L	ND	ND	ND	ND	ND	ND	ND	ND	ND
1,2,3,6,7,8-hexa CDF	.248	PG/L	DNQ2.13	ND	ND	ND	DNQ4.34	ND	ND	ND	ND
1,2,3,7,8,9-hexa CDF	.258	PG/L	ND	ND	ND	ND	ND	ND	ND	ND	ND
2,3,4,6,7,8-hexa CDF	.262	PG/L	ND	ND	ND	ND	ND	ND	ND	ND	ND
1,2,3,4,6,7,8-hepta CDF	.324	PG/L	DNQ3.19	ND	DNQ3.59	DNQ4.15	DNQ4.47	DNQ5.28	DNQ4.67	DNQ4.66	DNQ2.76
1,2,3,4,7,8,9-hepta CDF	.49	PG/L	ND	ND	ND	ND	ND	ND	ND	ND	ND
octa CDF	.805	PG/L	DNQ12.9	DNQ8.54	DNQ10.6	DNQ10.3	DNQ12.1	DNQ14.4	DNQ11.6	DNQ11.6	DNQ9.12

Analyte	MDL	Units	PLR	PLR	PLR
			OCT	NOV	DEC
			P584619	P590298	P597240
2,3,7,8-tetra CDD	.215	PG/L	ND	ND	ND
1,2,3,7,8-penta CDD	.317	PG/L	ND	ND	ND
1,2,3,4,7,8_hexa_CDD	.328	PG/L	ND	ND	ND
1,2,3,6,7,8-hexa CDD	.424	PG/L	ND	ND	ND
1,2,3,7,8,9-hexa CDD	.367	PG/L	ND	ND	ND
1,2,3,4,6,7,8-hepta CDD	.497	PG/L	DNQ23.1	DNQ17.6	DNQ14.3
octa CDD	1.41	PG/L	220.0	210.0	150.0
2,3,7,8-tetra CDF	.209	PG/L	ND	ND	ND
1,2,3,7,8-penta CDF	.235	PG/L	ND	ND	ND
2,3,4,7,8-penta CDF	.243	PG/L	ND	ND	ND
1,2,3,4,7,8-hexa CDF	.255	PG/L	ND	ND	ND
1,2,3,6,7,8-hexa CDF	.248	PG/L	ND	DNQ3.59	ND
1,2,3,7,8,9-hexa CDF	.258	PG/L	ND	ND	ND
2,3,4,6,7,8-hexa CDF	.262	PG/L	ND	ND	ND
1,2,3,4,6,7,8-hepta CDF	.324	PG/L	DNQ4.86	DNQ4.86	DNQ2.47
1,2,3,4,7,8,9-hepta CDF	.49	PG/L	ND	ND	ND
octa CDF	.805	PG/L	DNQ15.8	DNQ9.79	DNQ7.37

Above are permit required CDD/CDF isomers.
 ND= not detected
 NA= not analyzed
 NS= not sampled
 DNQ= detected, not quantified

POINT LOMA WASTEWATER TREATMENT
INFLUENT
Dioxin and Furan Analysis

ANALYZED BY: Frontier Analytical Laboratories

2011 Annual

Analyte	MDL	Units	Equiv	PLR	PLR	PLR	PLR	PLR	PLR	PLR	PLR
				TCDD JAN	TCDD FEB	TCDD MAR	TCDD APR	TCDD MAY	TCDD JUN	TCDD JUL	TCDD AUG
				P546843	P549223	P555041	P559550	P557930	P566954	P570492	P564865
2,3,7,8-tetra CDD	.215	PG/L	1.000	ND	ND	ND	ND	ND	ND	ND	ND
1,2,3,7,8-penta CDD	.317	PG/L	0.500	ND	ND	ND	ND	ND	ND	ND	ND
1,2,3,4,7,8_hexa_CDD	.328	PG/L	0.100	ND	ND	ND	ND	ND	ND	ND	ND
1,2,3,6,7,8-hexa CDD	.424	PG/L	0.100	ND	ND	ND	ND	ND	ND	ND	DNQ0.268
1,2,3,7,8,9-hexa CDD	.367	PG/L	0.100	ND	ND	ND	ND	ND	ND	ND	ND
1,2,3,4,6,7,8-hepta CDD	.497	PG/L	0.010	DNQ0.178	0.279	DNQ0.122	DNQ0.140	DNQ0.194	DNQ0.230	0.256	0.369
octa CDD	1.41	PG/L	0.001	0.430	0.190	0.097	0.160	0.200	0.240	0.190	0.210
2,3,7,8-tetra CDF	.209	PG/L	0.100	ND	ND	ND	ND	ND	ND	ND	DNQ0.073
1,2,3,7,8-penta CDF	.235	PG/L	0.050	ND	ND	ND	ND	ND	ND	ND	ND
2,3,4,7,8-penta CDF	.243	PG/L	0.500	ND	ND	ND	ND	ND	ND	ND	ND
1,2,3,4,7,8-hexa CDF	.255	PG/L	0.100	ND	ND	ND	ND	ND	ND	ND	ND
1,2,3,6,7,8-hexa CDF	.248	PG/L	0.100	DNQ0.213	ND	ND	ND	DNQ0.434	ND	ND	ND
1,2,3,7,8,9-hexa CDF	.258	PG/L	0.100	ND	ND	ND	ND	ND	ND	ND	ND
2,3,4,6,7,8-hexa CDF	.262	PG/L	0.100	ND	ND	ND	ND	ND	ND	ND	ND
1,2,3,4,6,7,8-hepta CDF	.324	PG/L	0.010	DNQ0.032	ND	DNQ0.036	DNQ0.042	DNQ0.045	DNQ0.053	DNQ0.047	DNQ0.047
1,2,3,4,7,8,9-hepta CDF	.49	PG/L	0.010	ND	ND	ND	ND	ND	ND	ND	ND
octa CDF	.805	PG/L	0.001	DNQ0.013	DNQ0.009	DNQ0.011	DNQ0.010	DNQ0.012	DNQ0.014	DNQ0.012	DNQ0.012

Analyte	MDL	Units	Equiv	PLR	PLR	PLR	PLR
				TCDD SEP	TCDD OCT	TCDD NOV	TCDD DEC
				P579479	P584619	P590298	P597240
2,3,7,8-tetra CDD	.215	PG/L	1.000	ND	ND	ND	ND
1,2,3,7,8-penta CDD	.317	PG/L	0.500	ND	ND	ND	ND
1,2,3,4,7,8_hexa_CDD	.328	PG/L	0.100	ND	ND	ND	ND
1,2,3,6,7,8-hexa CDD	.424	PG/L	0.100	ND	ND	ND	ND
1,2,3,7,8,9-hexa CDD	.367	PG/L	0.100	ND	ND	ND	ND
1,2,3,4,6,7,8-hepta CDD	.497	PG/L	0.010	DNQ0.151	DNQ0.231	DNQ0.176	DNQ0.143
octa CDD	1.41	PG/L	0.001	0.150	0.220	0.210	0.150
2,3,7,8-tetra CDF	.209	PG/L	0.100	ND	ND	ND	ND
1,2,3,7,8-penta CDF	.235	PG/L	0.050	ND	ND	ND	ND
2,3,4,7,8-penta CDF	.243	PG/L	0.500	ND	ND	ND	ND
1,2,3,4,7,8-hexa CDF	.255	PG/L	0.100	ND	ND	ND	ND
1,2,3,6,7,8-hexa CDF	.248	PG/L	0.100	ND	ND	DNQ0.359	ND
1,2,3,7,8,9-hexa CDF	.258	PG/L	0.100	ND	ND	ND	ND
2,3,4,6,7,8-hexa CDF	.262	PG/L	0.100	ND	ND	ND	ND
1,2,3,4,6,7,8-hepta CDF	.324	PG/L	0.010	DNQ0.028	DNQ0.049	DNQ0.049	DNQ0.025
1,2,3,4,7,8,9-hepta CDF	.49	PG/L	0.010	ND	ND	ND	ND
octa CDF	.805	PG/L	0.001	DNQ0.009	DNQ0.016	DNQ0.010	DNQ0.007

Above are permit required CDD/CDF isomers.
 ND= not detected
 NA= not analyzed
 NS= not sampled
 DNQ= detected, not quantified

POINT LOMA WASTEWATER TREATMENT PLANT

2011 Annual

Analyte:	Total Hardness		Calcium Hardness		Magnesium Hardness		Calcium		Magnesium	
	MDL:	.4 mg/L	.1 mg/L	.4 mg/L	.04 mg/L	.1 mg/L	Inf.	Eff.	Inf.	Eff.
Source:	Inf.	Eff.	Inf.	Eff.	Inf.	Eff.	Inf.	Eff.	Inf.	Eff.
JANUARY -2011	454	450	215	215	239	235	86	86	58	57
FEBRUARY -2011	366	367	173	173	193	194	70	70	47	47
MARCH -2011	375	376	182	182	194	194	73	73	47	47
APRIL -2011	386	399	187	193	198	206	75	77	48	50
MAY -2011	385	382	183	181	202	201	73	72	49	49
JUNE -2011	388	392	182	182	207	209	73	73	50	51
JULY -2011	394	392	180	179	214	213	72	72	52	52
AUGUST -2011	375	378	170	172	204	206	68	69	50	50
SEPTEMBER-2011	404	404	169	172	235	232	68	69	57	56
OCTOBER -2011	384	395	163	170	221	226	65	68	54	55
NOVEMBER -2011	410	398	166	163	244	235	66	65	59	57
DECEMBER -2011	405	401	171	168	234	234	68	67	57	57
Average:	394	395	178	179	215	215	71	72	52	52

Analyte:	Alkalinity		Total Solids		Total Vol. Solids		Conductivity		Fluoride	
	MDL:	20 mg/L	10 mg/L	100 mg/L	10umhos/cm	.05 mg/L	Inf.	Eff.	Inf.	Eff.
Source:	Inf.	Eff.	Inf.	Eff.	Inf.	Eff.	Inf.	Eff.	Inf.	Eff.
JANUARY -2011	279	262	2010	1730	516	279	2940	2930	0.72	0.72
FEBRUARY -2011	272	257	1800	1560	468	250	2720	2730	0.94	0.95
MARCH -2011	281	262	1790	1580	497	280	2610	2630	0.99	1.03
APRIL -2011	293	279	1900	1620	513	265	2800	2810	1.07	1.08
MAY -2011	325	302	1910	1660	530	297	2830	2860	0.98	0.99
JUNE -2011	302	285	1910	1670	548	318	2800	2840	0.95	0.97
JULY -2011	297	278	1980	1710	556	314	2870	2910	0.92	0.93
AUGUST -2011	291	280	2030	1650	612	293	2770	2790	1.03	1.02
SEPTEMBER-2011	283	272	2140	1860	588	348	3150	3160	1.01	1.07
OCTOBER -2011	283	272	1990	1750	561	321	2970	3010	0.89	0.91
NOVEMBER -2011	283	268	2090	1800	531	279	3210	3230	0.88	0.96
DECEMBER -2011	276	266	2020	1780	540	303	3140	3050	0.92	0.91
Average:	289	274	1964	1698	538	296	2901	2913	0.94	0.96

Analyte:	Chloride		Bromide		Sulfate		Nitrate		Ortho Phosphate	
	MDL:	7 mg/L	.1 mg/L	9 mg/L	.04 mg/L	.2 mg/L	Inf.	Eff.	Inf.	Eff.
Source:	Inf.	Eff.	Inf.	Eff.	Inf.	Eff.	Inf.	Eff.	Inf.	Eff.
JANUARY -2011	601	607	1.45	1.43	267	258	0.11	0.60	4.05	2.44
FEBRUARY -2011	536	558	1.34	1.35	213	211	0.21	1.42	5.68	3.02
MARCH -2011	522	538	1.28	1.29	224	218	0.10	1.14	3.99	2.14
APRIL -2011	554	577	1.35	1.38	222	223	ND	0.27	5.04	3.12
MAY -2011	558	577	1.38	1.36	212	204	0.12	0.70	5.84	3.72
JUNE -2011	559	591	1.38	1.40	200	196	0.13	0.72	5.60	4.18
JULY -2011	604	624	1.49	1.60	190	185	0.22	0.55	7.22	5.60
AUGUST -2011	573	594	1.41	1.42	179	173	0.25	1.25	6.94	5.62
SEPTEMBER-2011	686	704	1.81	1.78	186	176	0.06	0.54	4.66	5.48
OCTOBER -2011	658	674	1.71	1.70	176	168	0.16	0.61	5.42	4.68
NOVEMBER -2011	730	718	1.98	1.92	179	167	0.14	0.68	4.89	4.30
DECEMBER -2011	658	690	1.68	1.75	178	172	0.19	0.61	5.16	3.60
Average:	603	621	1.52	1.53	202	196	0.14	0.76	5.37	3.99

ND=not detected; NS=not sampled; NA=not analyzed

POINT LOMA WASTEWATER TREATMENT PLANT
From 01-JAN-2011 To 31-DEC-2011

Analyte:	Lithium		Sodium		Potassium		Chemical Oxygen Demand		Soluble BOD	
	MDL:	mg/L	1	mg/L	.3	mg/L	18	mg/L	2	mg/L
Source:	Inf.	Eff.	Inf.	Eff.	Inf.	Eff.	Inf.	Eff.	Inf.	Eff.
JANUARY -2011	0.037	0.037	371	373	25.0	24.5	563	211	70	69
FEBRUARY -2011	0.030	0.030	310	320	23.2	23.1	569	228	74	74
MARCH -2011	0.032	0.034	304	315	22.4	21.9	567	220	68	69
APRIL -2011	0.037	0.035	311	334	23.2	24.3	625	221	70	67
MAY -2011	0.033	0.032	322	331	24.8	24.5	619	232	79	68
JUNE -2011	0.033	0.034	336	350	25.0	25.0	623	234	83	75
JULY -2011	0.032	0.031	366	379	26.7	26.9	647	229	86	85
AUGUST -2011	0.030	0.029	351	363	25.9	26.2	671	238	81	77
SEPTEMBER-2011	0.029	0.029	422	427	29.0	28.9	615	246	75	72
OCTOBER -2011	0.027	0.030	396	414	28.5	29.0	615	262	76	73
NOVEMBER -2011	0.027	0.027	446	438	29.9	29.0	642	238	78	69
DECEMBER -2011	0.026	0.026	415	425	28.8	28.5	633	270	82	76
Average:	0.03	0.03	363	372	26.0	26.0	616	236	77	73

Analyte:	Total Dissolved Solids		Floatables		Turbidity		Aluminum		Barium	
	MDL:	mg/L	1.4	mg/L	.13	NTU	47	ug/L	.039	ug/L
Source:	Inf.	Eff.	Inf.	Eff.	Inf.	Eff.	Inf.	Eff.	Inf.	Eff.
JANUARY -2011	1640	1660	<1.4	ND	129	33	1030	165	87	39
FEBRUARY -2011	1510	1530	<1.4	ND	129	36	1320	305	81	33
MARCH -2011	1490	1510	<1.4	<1.4	126	34	856	191	73	31
APRIL -2011	1540	1540	<1.4	ND	129	34	877	237	81	34
MAY -2011	1530	1550	<1.4	ND	134	38	941	183	79	30
JUNE -2011	1580	1590	<1.4	ND	139	39	778	59	77	29
JULY -2011	1600	1610	<1.4	ND	141	43	415	ND	67	30
AUGUST -2011	1550	1560	<1.4	ND	141	44	662	87	71	28
SEPTEMBER-2011	1740	1750	<1.4	ND	137	46	685	ND	71	25
OCTOBER -2011	1750	1770	<1.4	ND	137	43	873	226	67	23
NOVEMBER -2011	1630	1650	<1.4	ND	132	38	790	108	60	19
DECEMBER -2011	1720	1740	<1.4	<1.4	132	41	795	97	61	21
Average:	1607	1622	<1.4	0.0	134	39	835	138	73	29

Analyte:	Boron		Cobalt		Molybdenum		Manganese		Vanadium	
	MDL:	ug/L	.85	ug/L	.89	ug/L	.24	ug/L	.64	ug/L
Source:	Inf.	Eff.	Inf.	Eff.	Inf.	Eff.	Inf.	Eff.	Inf.	Eff.
JANUARY -2011	423	424	ND	ND	9	7	123	114	3.70	0.64
FEBRUARY -2011	371	272	<0.85	0.87	9	7	122	108	5.13	1.35
MARCH -2011	356	379	<0.85	<0.85	8	7	105	98	4.52	1.25
APRIL -2011	392	413	<0.85	ND	8	7	113	108	5.21	1.59
MAY -2011	380	368	<0.85	ND	9	7	117	105	5.12	1.40
JUNE -2011	340	349	ND	ND	8	7	114	110	4.66	1.71
JULY -2011	387	395	ND	ND	9	7	109	109	4.44	2.33
AUGUST -2011	403	410	ND	ND	9	7	112	107	3.38	<0.64
SEPTEMBER-2011	409	420	<0.85	ND	12	9	116	111	2.30	ND
OCTOBER -2011	431	426	ND	ND	8	6	120	108	2.93	<0.64
NOVEMBER -2011	462	453	ND	ND	7	5	129	120	3.08	ND
DECEMBER -2011	444	432	ND	ND	7	5	119	107	2.90	<0.64
Average:	400	395	0.00	0.07	9	7	117	109	3.95	0.86

5.5 SLUDGE DISPOSAL METHODS

The table below summarizes the biosolids beneficially used as alternate cover and land applied during CY2011. There were no changes in sludge disposal methods since the prior report.

Table 1B. Annual Biosolids Beneficial Use & Landfill Disposal Summary

2011 Month:	Otay Landfill Biosolids (wet Tons)	Otay Landfill		Cullison Farms, Yuma, AZ Beneficial Use ² (wet Tons)	Norris Farm Aztec, Yuma County, AZ Beneficial Use ² (wet Tons)	Desert Ridge Farms Yuma, AZ Beneficial Use ² (wet Tons)	Butler Diamond Farms Yuma, AZ Beneficial Use ² (wet Tons)	Total (wet Tons)	%TS	Total Dry Tons	Total Biosolids (dry metric tons)
		Beneficial Use ¹ (wet Tons)	Total (wet Tons)								
January		6,664.45	6,664.45	2,158.20		0.00		8,822.65	30.2	2,664.44	2,417.18
February		6,373.88	6,373.88	422.64	1,667.12			8,463.64	29.7	2,513.70	2,280.43
March		7,009.32	7,009.32	2,064.43	250.78			9,324.53	30.3	2,825.33	2,563.14
April		7,008.93	7,008.93	1,848.49	172.85			9,030.27	30.4	2,745.20	2,490.45
May		7,149.04	7,149.04		591.30		1,474.39	9,214.73	29.0	2,672.27	2,424.28
June		7,720.39	7,720.39	673.44			1,161.21	9,555.04	28.1	2,684.97	2,435.80
July		7,382.49	7,382.49	1,465.30			0.00	8,847.79	28.0	2,477.38	2,247.48
August		8,967.29	8,967.29	1,237.71			0.00	10,205.00	27.8	2,836.99	2,573.72
September		8,680.46	8,680.46	813.75			0.00	9,494.21	27.7	2,629.90	2,385.84
October		8,637.97	8,637.97	865.97		198.68		9,702.62	26.8	2,600.30	2,358.99
November		8,791.86	8,791.86	1,033.56		0.00		9,825.42	28.8	2,829.72	2,567.12
December		8,258.12	8,258.12	764.00		0.00		9,022.12	29.3	2,643.48	2,398.17
Total:		92,644.20	92,644.20	13,347.49	2,682.05	198.68	2,635.60	111,508.02		32,123.69	29,142.61
Monthly Average:		7,720.35	7,720.35	1,213.41	670.51	49.67	527.12	9,292.34	28.8	3,068.50	2,428.55

¹ beneficial use as Alternative Daily Cover.

² beneficial use in Land Application.