

FEWD

THE CITY OF SAN DIEGO PUBLIC UTILITIES DEPARTMENT FOOD ESTABLISHMENT WASTEWATER DISCHARGE (FEWD) PERMIT PROGRAM

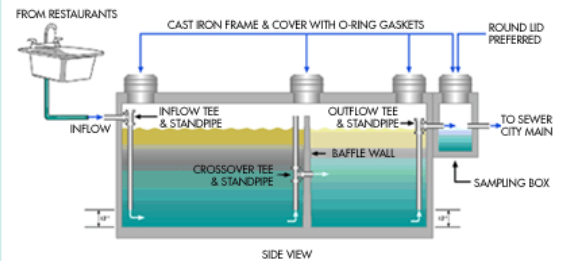
FEWD Plan Checks requirements:

- * To schedule a plan check, email completed application and plans (in PDF format) to FEWDPlanChecks@sandiego.gov
- * Fixture/Equipment List with sink basin sizes shown (length x width x depth, in inches)
- * Facility Floor Plan (numbered fixtures on the Floor Plan shall correspond to numbered fixtures on the Fixture/Equipment List)
- * Proposed underground Plumbing Plan (showing fixtures routed to GRE)
- * Details of Grease Removal Equipment (showing manholes if applicable) and sizing calculations


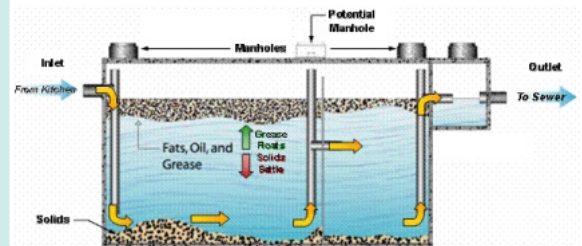
1. FEWD Plan Check identifies fixtures requiring grease removal equipment (GRE) and the required minimum size of GRE ONLY.
2. All installation/plumbing must be inspected/approved by the Development Services Department. The FEWD Plan Check List must be available on site during the plumbing inspection.
3. You must re-submit your plans to the FEWD Permit Program if any plumbing changes are made to the plans after the plan review date.
4. A sample box is required on all gravity grease interceptors (GGI) or substitute models (Schier GB-75 or GB-250).
5. Three (3) manholes are required on gravity grease interceptors (GGI) 1500 gallons and over. Four (4) total with the sample box.
6. A minimum five (5) foot clearance to open manholes is required on gravity grease interceptors or substitute models.
7. Location of grease removal equipment to be determined by County of San Diego DEPARTMENT OF ENVIRONMENTAL HEALTH.
8. NO suspended Hydromechanical Grease Interceptors (HGI) requiring ladder access will be allowed.
9. Size of Grease Removal Equipment (GRE) installed should match or exceed size on Plan Check List.
10. Hydromechanical Grease Interceptor calculations use a one minute drain period and should always be rounded up.
11. It is recommended to connect sinks and floor drains to GRE if sink/drain is located in a grease sensitive area.
12. Dishwashers MAY NOT be connected to any grease interceptor.



GREASE INTERCEPTOR
(Drawing not to scale)



SIDE VIEW



Grease Trap

- GREASE REMOVAL EQUIPMENT WILL BE SIZED USING THE CURRENT CA PLUMBING CODE.
- USE A 1 MINUTE DRAIN PERIOD FOR HYDROMECHANICAL GREASE INTERCEPTORS