



THE CITY OF SAN DIEGO

North City Water Reclamation Plant

Annual Monitoring Report 2008

(SDRWQCB Order Number 97-03)



**Certified
ISO 14001**

Environmental Monitoring and Technical Services
Metropolitan Wastewater Department
2392 Kincaid Road • Mail Station 45A • San Diego, CA 92101
Tel (619) 758-2300 Fax (619) 758-2309



THE CITY OF SAN DIEGO

January 30, 2009

Mr. John Robertus, Executive Officer
California Regional Water Quality Control Board,
San Diego Region
9174 Sky Park Court, Suite 100
San Diego, CA 92123

Attn: Ground Water Unit

Dear Mr. Robertus:

Enclosed is the Annual Monitoring report for 2008 for the City of San Diego North City Water Reclamation Plant, as is specified in Monitoring and Reporting Program No. 97-03 for the production and purveyance of reclaimed water.

In addition, results of analyses performed on North City samples, as part of the Metropolitan Wastewater system-wide Quarterly Sludge Project, a portion of the City's Pretreatment Program, have also been included.



C:\Documents and Settings\tmb.AD\Desktop\Annual2008.doc

Environmental Monitoring and Technical Services Division • Metropolitan Wastewater

2392 Kincaid Road • San Diego, CA 92101-0811

Tel (619) 758-2300 Fax (619) 758-2309

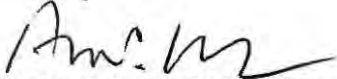
Page 2

Mr. John Robertus, Executive Officer

January 30, 2008

I certify under penalty of law that this document and all attachments were prepared under my direction or supervision in accordance with a system designed to assure that qualified personnel properly gather and evaluate the information submitted. Based on my inquiry of the person or persons who manage the system, or those persons directly responsible for gathering the information, I certify that the information submitted is, to the best of my knowledge and belief, true, accurate, and complete. I am aware that there are significant penalties for submitting false information, including the possibility of fine and imprisonment for knowing violations.

Sincerely,



ALAN C. LANGWORTHY

Deputy Director

Environmental Monitoring & Technical Services Division

ACL/tmb

cc:

Jim Barrett, Director of Public Utilities

Robert Ferrier, Assitant Director Metropolitan Wastewater Department

EPA Region 9

San Diego County Department of Environmental Health,

Hazardous Materials Division

San Diego County Department of Environmental Health,

Land Use Division

Distribution

File

INTRODUCTION:

The purpose of this document is to both meet the requirements of Monitoring and Reporting Program and to provide a reference source and resource tools for both regulatory agencies and City staff and their consultants. To this end, the past year's data is presented in tabular and graphical form. To make this document more useful we have included operational data, background analyses and process control information.

Notes on data conventions and analyses:

It should be noted that for averaging purposes "less than" and "not detected" (nd) values were treated as zeros. In many parts of the report zero values are found. Our computer system reads "less than" values as zero for summaries, as well as in computing averages. In those areas where zeros are found the reader can find appropriate Method Detection Limit (MDL) in the table of data. Because "less than" values are averaged as zero a number of the summary table values are lower than the detection limits.

The data tables may also contain values expressed as a <X (less than) with some number X. For example, the Diazinon value for PLE on March 10, 1998 (in the table below) is reported as <2.4 ug/L (see the below table); this indicates that one or more, of two or more, determinations was above the MDL, while the average was below the MDL. This value is still treated as a zero for averaging and other summary calculations. Note also, that sub-totals and totals consisting of multiple analytes (see below) are also reported as "<X", where the "X" value is the highest MDL for the particular group of analytes. This has the same significance as a "ND" or not detected.

Organophosphorus Pesticides

		PLE	PLE	PLE	PLR	PLR	PLR
		10-MAR-1998	27-APR-1998	10-SEP-1998	10-MAR-1998	27-APR-1998	10-SEP-1998
	MDL Units	0311980006	0428980006	9809107494	0311980007	0428980007	9809107515
Demeton O	1.69 UG/L	ND	ND	ND	ND	ND	ND
Demeton S	1.82 UG/L	ND	ND	ND	ND	ND	ND
Diazinon	2.41 UG/L	<2.4	ND	ND	<2.4	ND	ND
Guthion	7.1 UG/L	ND	ND	ND	ND	ND	ND
Malathion	2.98 UG/L	ND	ND	ND	ND	ND	ND
Parathion	2.83 UG/L	ND	ND	ND	ND	ND	ND
Thiophosphorus Pesticides		<7.1	<7.1	<7.1	<7.1	<7.1	<7.1
Demeton -O, -S		<1.8	<0.2	<0.2	<1.8	<0.2	<0.2
Total Organophosphorus Pesticides		<7.1	<7.1	<7.1	<7.1	<7.1	<7.1

A further limitation, that the user of this data should note, is that confidence in the results of an analysis is heavily dependent upon the concentration relative to the Method Detection Limit (MDL). For the most part our detection limits have been established using the procedure in 40 CFR, part 136. This statistical basis for the MDL results in a defined statistical confidence (at the 99% Confidence Interval) of essentially ±100% of the result at or near the MDL. Only at concentrations approximately 5 times the MDL is the confidence interval at ±20% relative. While the precision of our methods generally ranges from 2-3 significant figures, the above limitations of confidence should always be considered.

Laboratories Contributing Results used in this report.

Metropolitan Wastewater Chemistry Laboratory
(EPA Lab Code: CA00380,
ELAP Certificate: 1609)
5530 Kiowa Drive
La Mesa, CA 91942
(619)668-3212

All results except those listed below.

Point Loma Wastewater Chemistry Laboratory
(EPA Lab Code: CA01435,
ELAP Certificate: 2474)
1902 Gatchell Road
San Diego, CA 92106
(619)221-8765

**Process control analyses and wet methods
for the plant.**

North City Wastewater Chemistry Laboratory
(EPA Lab Code: CA01436,
ELAP Certificate: 2477)
4949 Eastgate Mall
San Diego, CA 92121
(858)824-6009

**Process control analyses and wet methods
for the plant.**

Metro Biosolids Center Chemistry Laboratory
(EPA Lab Code: CA01437,
ELAP Certificate: 2478)
5240 Convoy Street
San Diego, CA 92111
(858)614-5834

**Process control analyses and wet methods
for the plant.**

City of San Diego - Water Quality Laboratory
(EPA Lab Code: CA00080,
ELAP Certificate: 1058)
5530 Kiowa Drive
La Mesa, CA 91942
(619)668-3237

Total Organic Carbon in Wastewater

City of San Diego - Marine Microbiology and
Vector Management (EPA LabCode: CA01393,
ELAP Certificate: 2185)
2392 Kincaid Road
San Diego, CA 92101
(619)758-2312

Microbiology

Test America Richland (EPA Lab Code:
WA00023, ELAP Certificate: 2425)
2800 George Washington Way
Richland, WA 99354-1613
(509)375-3131

Gross Alpha/Beta Radioactivity

Graphs:

Graphs of monthly averages show the arithmetic mean of the determinations made in the calendar month without weighting for variation in frequency or number of determinations. If the mean is less than the MDL (i.e. 'nd' or '<X'), the expressed graphical value is zero (0).

Terms:

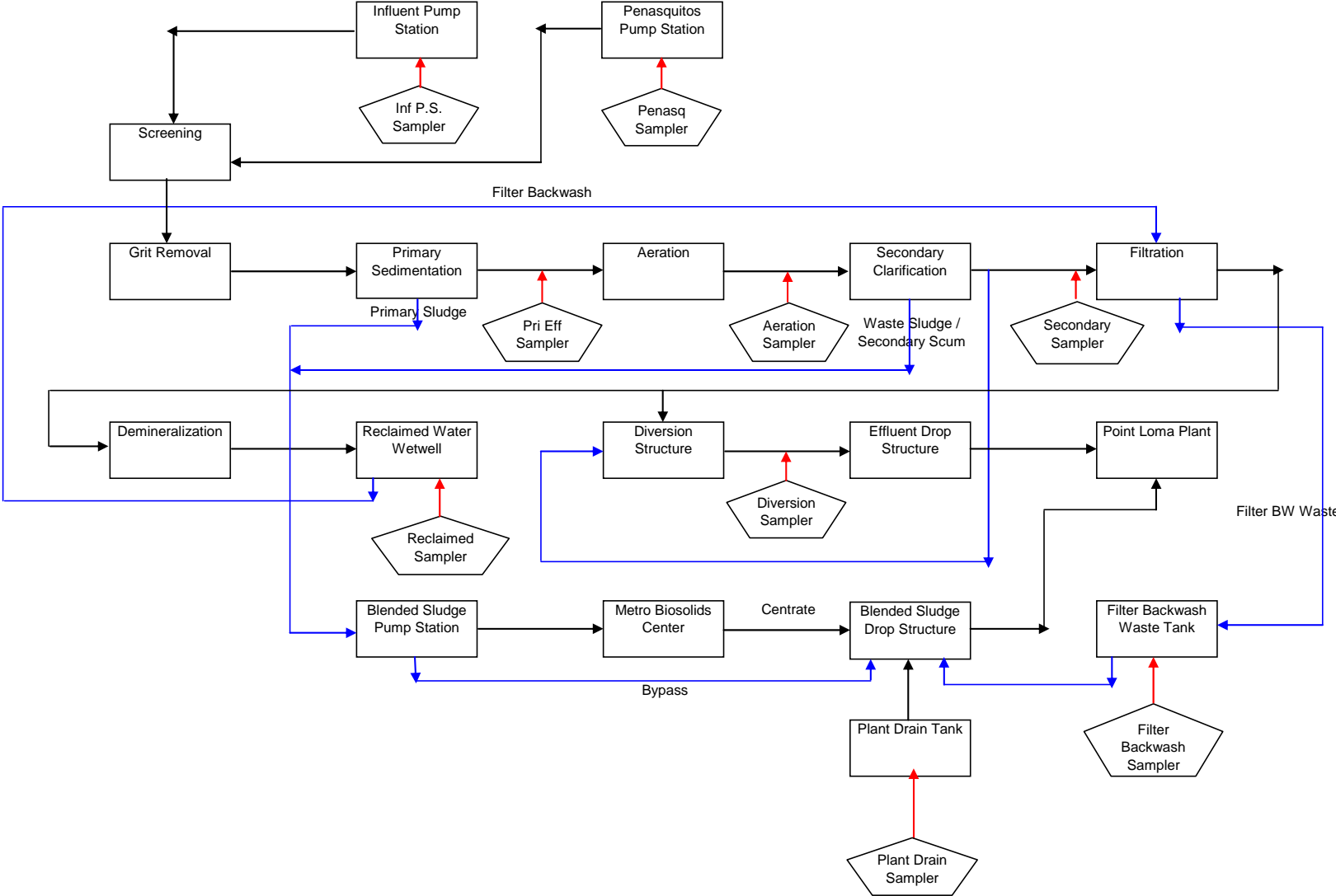
North City Water Reclamation Plant Source Codes

N01 PS_INF	Pump Station 64 Influent
N01-PEN	Penasquitos Influent Pump Station
N10 EFF	Primary Effluent
N15 AE	Aeration Effluent
N15 AB5 NOX1	Aeration Basin #5 Anoxic Zone #1
N15 AB5 NOX3	Aeration Basin #5 Anoxic Zone #3
N15 AB5 AER4	Aeration Basin #5 Aerobic Zone #4
N15 WAS LCP	Waste Activated Sludge LCP
N20 SE	Secondary Effluent
N20 RAS COMB	Return Activated Sludge Pumps Combined
N34 REC WATER	Compliance point . Reclaimed water distributed to customers, downstream of EDR unit.
N25 FES	Filter Effluent Structure

North City Water Reclamation Plant

<u>Name</u>	<u>Grade</u>	<u>Cert. No.</u>	<u>Expiration Date</u>
<u>Water Reclamation Plant Superintendent:</u>			
Vacant			
<u>North City Sr. Operations Supervisor</u>			
Pruett, Sam	V	7791	06/30/2009
<u>Operations Supervisors</u>			
Cozad, John	III	7138	12/31/2009
Featherston, Robert	III	7534	06/30/2009
<u>Operators,</u>			
Hill, Cardell	II	4041	06/30/2009
Todd, Terry	III	9833	12/31/2009
Castillo, Jose	III	9849	06/30/2009
Marlow, Dave	III	10216	06/30/2010
Jacques, Richie II		27921	12/31/2010
<u>Process Control Supervisors</u>			
Relph, Rob	III	6742	12/31/2010
<u>Process Control</u>			
Saulog, Noel	II	10299	12/31/2010

NCWRP Sampling Schematic



North City Water Reclamation Plant
2008 Flows

Monthly Totals

Month	Pump 64		Plant Drain	Disinfect Final Effluent	Reclaim Water	N Return	FES Filter Effluent	Primary Effluent	Primary Sludge	WAS Hi Cap sludge	WAS Lo Cap sludge	Filter Backwash	Sludge Flow to MBC
	(MGD)	(MGD)	(MGD)	(MGD)	(MGD)	(MGD)	(MGD)	(MGD)	(MGD)	(MGD)	(MGD)	(MGD)	(MGD)
01	235.4	462.6	34.8	37.5	42.3	601.35	120.58	724.87	21.07	.01	10.97	2.95	40.14
02	234.0	421.2	37.6	41.9	42.0	534.24	114.02	673.89	18.92	.00	13.09	2.48	39.03
03	242.6	497.7	40.7	43.7	47.7	601.35	120.58	724.87	21.07	.01	10.97	2.95	40.14
04	220.8	463.9	35.7	41.0	181.9	418.72	303.26	694.43	19.58	.00	12.89	7.36	39.60
05	206.6	485.2	30.5	40.2	177.7	451.01	305.12	720.25	20.38	.00	13.69	7.31	
06	170.6	479.6	26.5	42.9	188.5	445.00	282.11	710.98	18.99	.00	10.82	6.97	423.476
07	166.3	532.5	40.0	59.3	224.6	416.52	348.36	745.03	25.14	.00	11.71	6.69	41.43
08	152.0	563.1	53.5	60.1	211.8	399.02	376.38	745.68	24.51	.00	12.37	7.78	41.65
09	164.6	515.7	53.2	61.6	165.1	424.60	287.50	711.57	24.20	.00	11.45	7.34	38.70
10	175.1	502.9	45.1	67.1	213.6	374.24	344.51	722.18	19.68	.19	11.01	10.04	33.30
11	174.6	484.8	42.5	71.7	125.3	455.99	238.08	700.92	20.42	2.79	9.52	6.61	34.46
12	224.8	470.3	37.2	45.0	40.4	586.90	126.32	720.45	21.12	3.40	11.63	2.88	38.75
Average	197.3	487.5	40.8	50.8	144.2	467.04	253.50	715.77	21.32	.53	11.88	6.15	39.10
Total	2367.4	5849.5	490.1	610.0	1730.8	5604.46	3041.95	8589.25	255.78	6.39	142.56	73.74	469.14

Daily Averages

Month	Pump 64		Plant Drain	Plant Utility Water	Reclaim Water	Disinfect Final Effluent	Primary Effluent	Primary Sludge	WAS Hi Cap sludge	WAS Lo Cap sludge	Filter Backwash	Sludge Flow to MBC
	(MGD)	(MGD)	(MGD)	(MGD)	(MGD)	(MGD)	(MGD)	(MGD)	(MGD)	(MGD)	(MGD)	(MGD)
01	7.6	14.9	1.1	1.2	1.4	3.89	23.38	.68	.00	.35	.10	1.29
02	8.1	14.5	1.3	1.4	1.4	3.93	23.24	.65	.00	.45	.09	1.35
03	8.1	14.5	1.3	1.4	1.4	3.93	23.24	.65	.00	.45	.09	1.35
04	7.4	15.5	1.2	1.4	6.1	10.11	23.15	.65	.00	.43	.25	1.32
05	6.7	15.7	1.0	1.3	5.7	9.84	23.23	.66	.00	.44	.24	1.38
06	5.7	16.0	.9	1.4	6.3	9.40	23.70	.63	.00	.36	.23	1.26
07	5.4	17.2	1.3	1.9	7.2	11.24	24.03	.81	.00	.38	.22	1.34
08	4.9	18.2	1.7	1.9	6.8	12.14	24.05	.79	.00	.40	.25	1.34
09	5.5	17.2	1.8	2.1	5.5	9.58	23.72	.81	.00	.38	.24	1.29
10	5.6	16.2	1.5	2.2	6.9	11.11	23.30	.63	.01	.36	.32	1.07
11	5.8	16.2	1.4	2.4	4.2	7.94	23.36	.68	.09	.32	.22	1.15
12	7.3	15.2	1.2	1.5	1.3	4.07	23.24	.68	.11	.38	.09	1.25
Average	6.5	16.0	1.3	1.7	4.7	8.30	23.47	.70	.02	.39	.20	1.28

North City Water Reclamation Plant			
(N34-REC WATER) Recycled Water Chlorine Report			
N34-REC WATER is compliance point for reclaimed water			
	Minimum Daily ¹	Maximum Daily ²	Time ³
Operations 2008	Chlorine Residual	Chlorine Residual	CT less than
Date	(mg/L)	(mg/L)	450 mg-min/l (min)
Jan	3.95	16.58	0
Feb	8.12	16.80	0
Mar	5.58	11.69	0
Apr	4.60	15.61	0
May	3.30	10.66	0
Jun	5.26	8.46	0
Jul	5.07	9.57	0
Aug	3.84	9.08	0
Sep	4.26	8.36	0
Oct	4.71	9.69	0
Nov	5.13	9.71	0
Dec	6.01	11.15	0
		Total:	0
¹ Minimum Daily value is the average recorded for the month.			
² Maximum Daily value is the average recorded value for the month.			
³ Total time for the month.			

**North City Water Reclamation Plant
Recycled Water Coliform Report**

Operations 2008 Date	Tot. Coliform (7-day median) (MPN)
Jan	<1.8
Feb	<1.8
Mar	<1.8
Apr	<1.8
May	<1.8
Jun	<1.8
Jul	<1.8
Aug	<1.8
Sep	<1.8
Oct	<1.8
Nov	<1.8
Dec	<1.8

North City Water Reclamation Plant

Recycled Water Turbidity Report

Data from in-plant meter ⁴

	Average Daily	Minimum Daily ¹	Maximum Daily ²	Time Over ³
Operations 2008	Turbidity	Turbidity	Turbidity	5 NTU's
Date	(NTU)	(NTU)	(NTU)	(MINUTES)
Jan	0.62	0.53	0.87	0.00
Feb	0.57	0.48	0.84	0.00
Mar	0.49	0.36	1.19	0.00
Apr	0.57	0.43	0.92	0.00
May	0.75	0.60	1.28	0.00
Jun	0.56	0.45	1.05	0.00
Jul	0.40	0.34	0.79	0.00
Aug	0.43	0.35	1.01	0.00
Sep	0.49	0.40	0.94	0.00
Oct	0.94	0.73	1.29	0.00
Nov	0.54	0.46	0.90	0.00
Dec	0.38	0.30	0.57	0.00
Average:	0.56		Total:	0.00

¹ Minimum Daily value is the average recorded for the month.

² Maximum Daily value is the average recorded value for the month.

³ Total time for the month.

⁴ Compliance monitoring point, values taken from the combined filter effluent turbidity meter (N25A11673) or (N25A11674), located at meter room of Area 25 (Tertiary Filter Structures)

North City Water Reclamation Plant
Annual Monitoring Report

2008

Sampled by: North City Operators
Analyzed by: NLC, LDP, KLW, VEB, ACD, KG, WLucero

N34-Reclaimed Water

Month	Biochemical Oxygen Demand (mg/L)	Total Dissolved Solids (mg/L)	Total Suspended Solids (mg/L)	Volatile Suspended Solids (mg/L)	pH Grab (pH)	Turbidity (NTU)
JAN	<2	892	<1.4	<1.6	7.10	0.62
FEB	<2	909	ND	ND	7.18	0.57
MAR	<2	904	ND	ND	7.15	0.49
APR	<2	939	ND	ND	7.07	0.57
MAY	<2	913	<1.4	ND	7.14	0.75
JUN	ND	964	ND	ND	7.15	0.56
JUL	<2	954	ND	ND	7.22	0.40
AUG	ND	954	ND	ND	7.18	0.43
SEP	<2	930	ND	ND	7.26	0.49
OCT	<2	979	ND	ND	7.07	0.94
NOV	ND	938	ND	ND	7.20	0.54
DEC	ND	926	ND	ND	7.18	0.38
Average	ND	934	ND	ND	7.16	0.56

Influent (from Pumpstation 64) (N01-PS_INF)

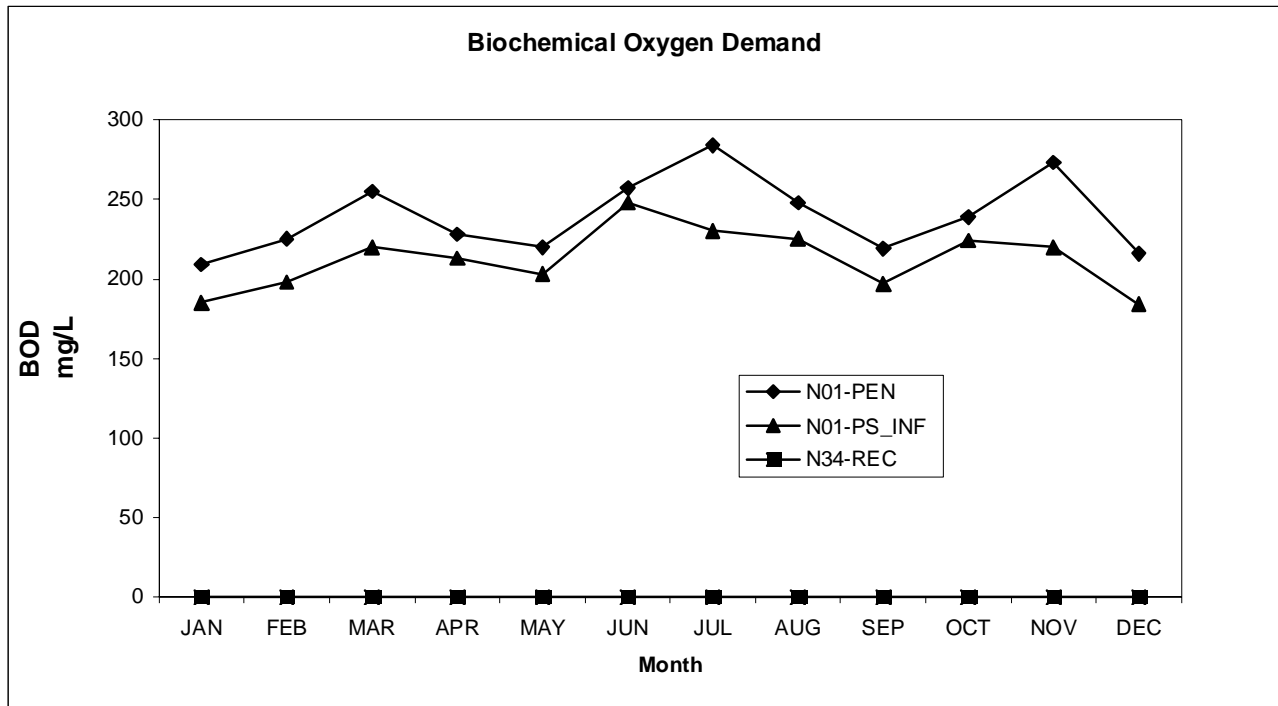
Month	Biochemical Oxygen Demand (mg/L)	Total Dissolved Solids (mg/L)	Total Suspended Solids (mg/L)	Volatile Suspended Solids (mg/L)	pH Composite (pH)	Turbidity (NTU)
JAN	185	1020	203	179	7.60	105
FEB	198	1050	189	167	7.62	107
MAR	220	1070	216	188	7.64	111
APR	213	1080	214	192	7.64	121
MAY	203	1070	213	190	7.60	120
JUN	248	1110	205	184	7.61	133
JUL	230	1110	217	195	7.61	130
AUG	225	1090	218	193	7.57	123
SEP	197	1140	216	192	7.65	117
OCT	224	1150	198	176	7.62	124
NOV	220	1120	198	177	7.58	124
DEC	184	1100	185	167	7.57	116
Average	212	1093	206	183	7.61	119

North City Water Reclamation Plant
Annual Monitoring Report

2008

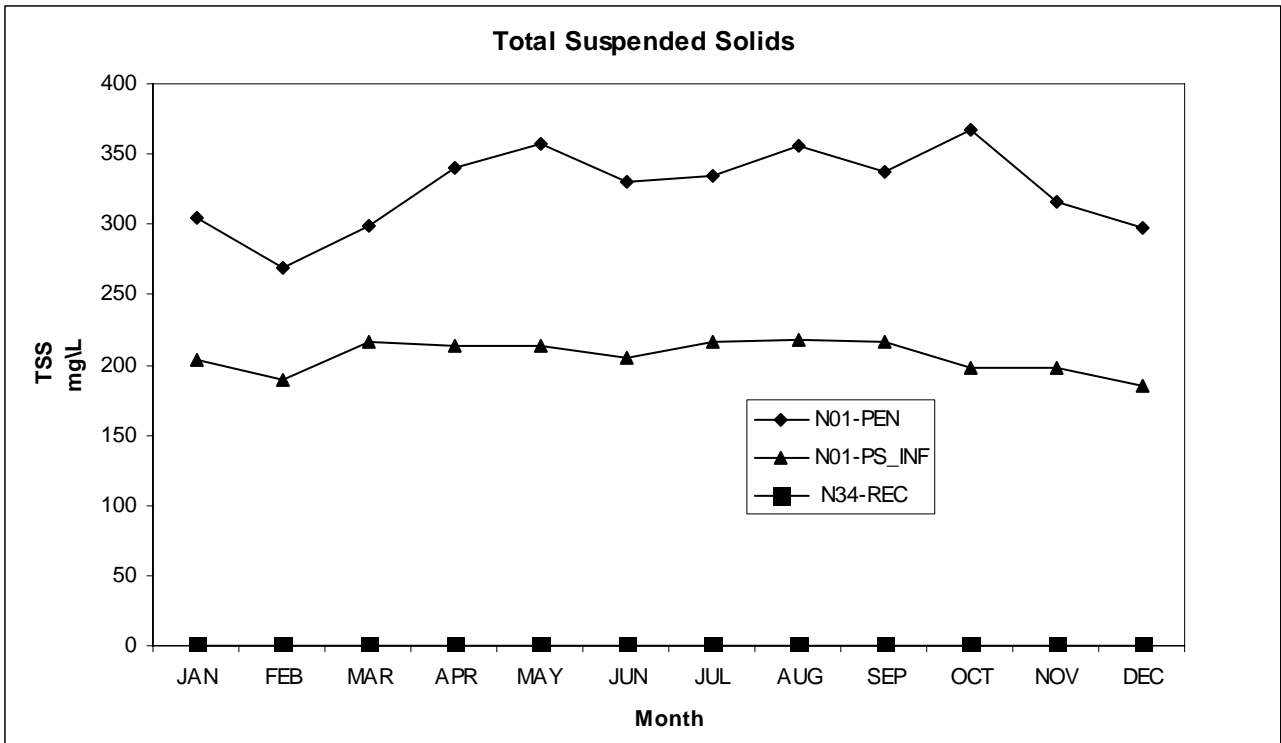
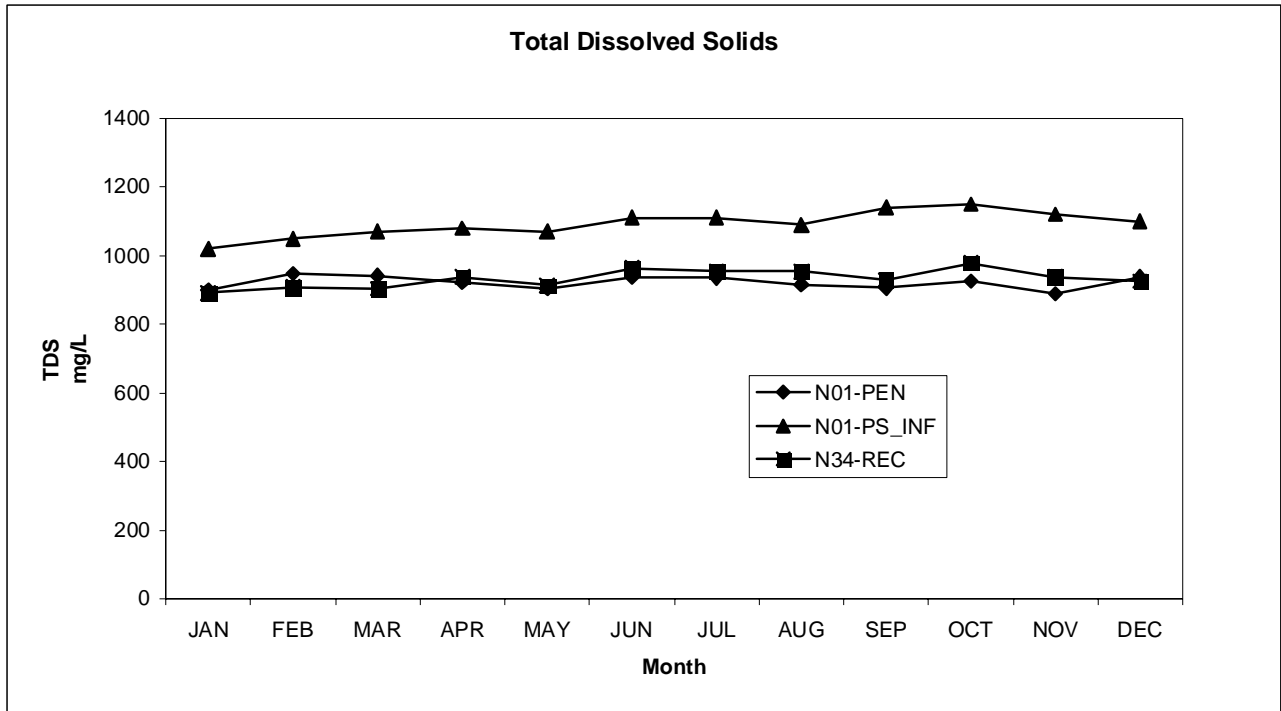
Influent (from the Penasquitos interceptor) (N01-PEN)

Month	Biochemical Oxygen Demand (mg/L)	Total Dissolved Solids (mg/L)	Total Suspended Solids (mg/L)	Volatile Suspended Solids (mg/L)	pH Composite (pH)	Turbidity (NTU)
JAN	209	900	305	251	7.54	134
FEB	225	948	269	219	7.52	135
MAR	255	942	299	250	7.56	132
APR	228	922	340	279	7.52	144
MAY	220	905	357	290	7.54	139
JUN	257	937	330	270	7.55	136
JUL	284	936	335	274	7.62	148
AUG	248	916	356	288	7.52	136
SEP	219	906	338	280	7.56	133
OCT	239	926	367	310	7.59	135
NOV	273	889	316	262	7.52	126
DEC	216	939	298	253	7.44	130
Average	239	922	326	269	7.54	136



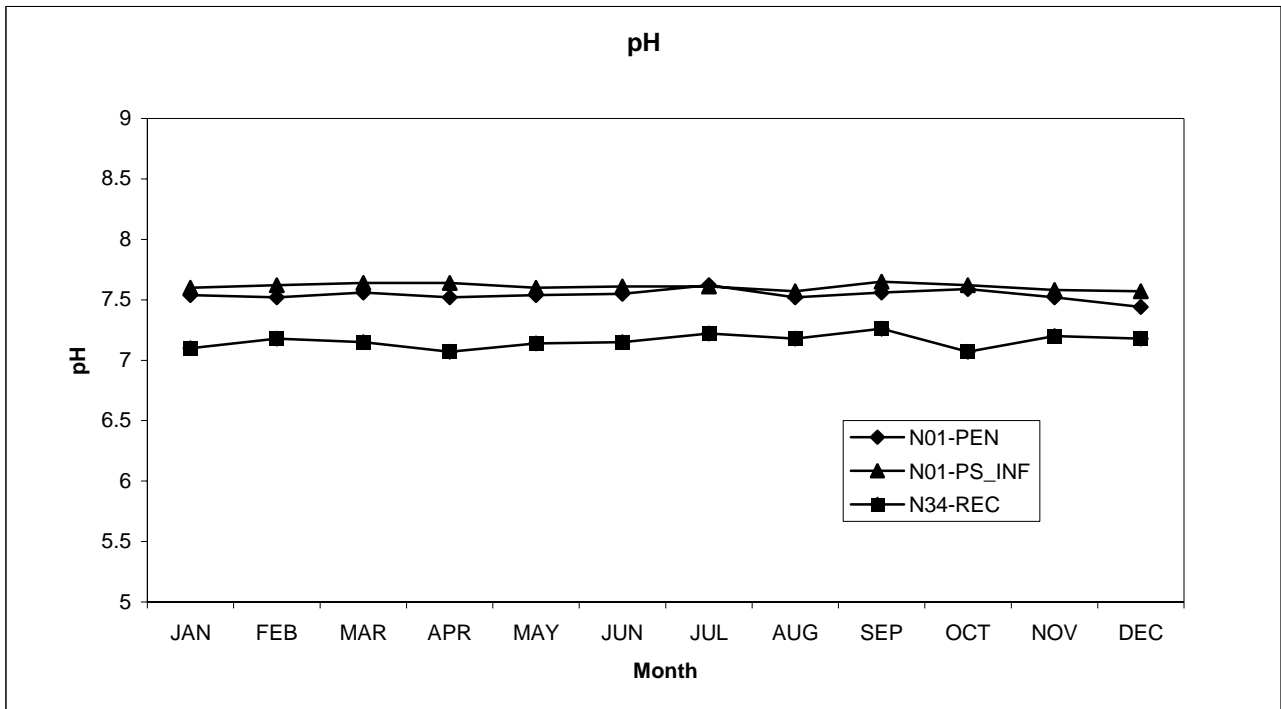
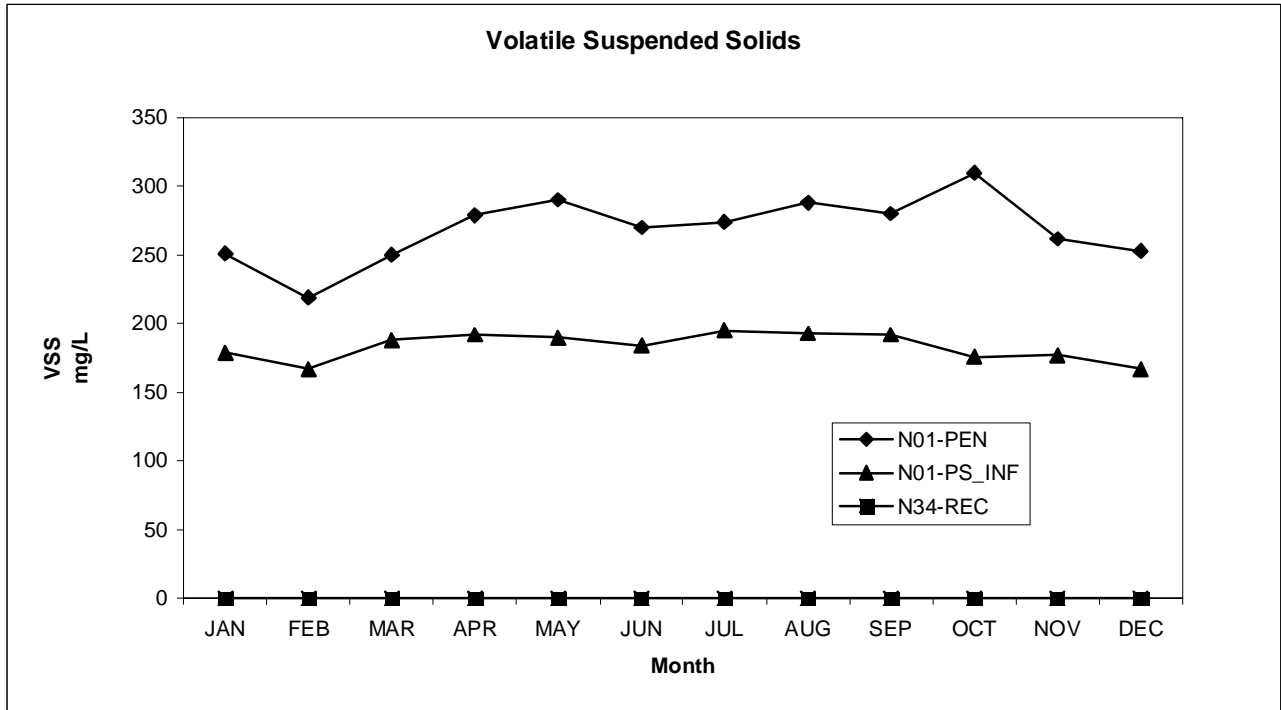
North City Water Reclamation Plant
Annual Monitoring Report

2008



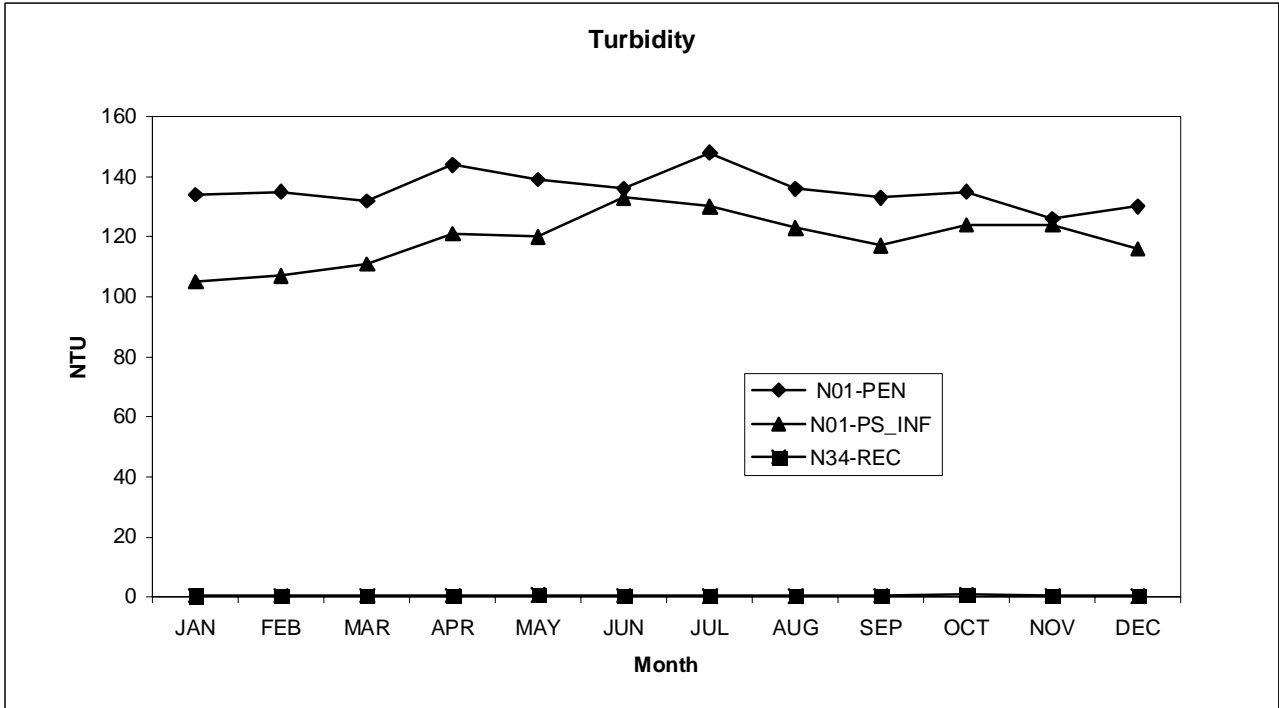
North City Water Reclamation Plant
Annual Monitoring Report

2008



North City Water Reclamation Plant
Annual Monitoring Report

2008



North City Water Reclamation Plant
Annual Monitoring Report

2008

(N34-REC) Reclaimed Water- Annual Averages

Analyte:	Aluminum	Antimony	Arsenic	Barium	Beryllium	Boron
MDL:	47	2.9	.4	.039	.022	1.7
Units:	UG/L	UG/L	UG/L	UG/L	UG/L	UG/L
Limit:	1000	6	50	1000	4	700
=====	=====	=====	=====	=====	=====	=====
JANUARY -2008	231	ND	0.58	32.2	<0.02	358
FEBRUARY -2008	147	ND	0.69	29.7	ND	385
MARCH -2008	ND	ND	0.46	43.2	ND	368
APRIL -2008	55	ND	0.46	33.2	ND	352
MAY -2008	184	ND	0.89	34.6	ND	437
JUNE -2008	123	ND	0.77	33.9	0.07	394
JULY -2008	124	ND	0.64	37.6	ND	391
AUGUST -2008	108	ND	0.66	43.3	ND	434
SEPTEMBER-2008	111	ND	0.91	43.9	ND	417
OCTOBER -2008	125	ND	0.80	41.3	ND	406
NOVEMBER -2008	144	ND	0.64	61.4	ND	377
DECEMBER -2008	134	ND	0.74	37.2	ND	376
=====	=====	=====	=====	=====	=====	=====
Annual Average:	124	ND	0.69	39.3	<0.01	391

Analyte:	Cadmium	Chromium	Cobalt	Copper	Iron	Lead
MDL:	.53	1.2	.85	.63	37	2
Units:	UG/L	UG/L	UG/L	UG/L	UG/L	UG/L
Limit:	5	50			300	
=====	=====	=====	=====	=====	=====	=====
JANUARY -2008	ND	1.7	ND	8.6	68	ND
FEBRUARY -2008	ND	1.8	ND	5.1	93	ND
MARCH -2008	ND	1.3	ND	12.5	89	ND
APRIL -2008	ND	ND	ND	16.2	67	ND
MAY -2008	ND	ND	ND	7.1	151	ND
JUNE -2008	ND	ND	ND	16.5	100	ND
JULY -2008	ND	ND	ND	12.1	119	ND
AUGUST -2008	ND	ND	ND	11.1	77	ND
SEPTEMBER-2008	ND	ND	ND	16.0	95	ND
OCTOBER -2008	ND	1.8	ND	14.0	72	ND
NOVEMBER -2008	ND	<1.2	1.05	246.0	97	2.55
DECEMBER -2008	ND	ND	ND	12.9	64	ND
=====	=====	=====	=====	=====	=====	=====
Annual Average:	ND	0.6	0.088	31.5	91	0.21

Analyte:	Manganese	Mercury	Molybdenum	Nickel	Selenium	Silver
MDL:	.24	.09	.89	.53	.28	.4
Units:	UG/L	UG/L	UG/L	UG/L	UG/L	UG/L
Limit:	50	2		100	50	
=====	=====	=====	=====	=====	=====	=====
JANUARY -2008	75	ND	5.2	5.2	0.62	ND
FEBRUARY -2008	67	ND	5.3	9.1	0.86	ND
MARCH -2008	93	ND	6.7	6.0	0.67	0.50
APRIL -2008	62	ND	7.2	8.5	0.73	ND
MAY -2008	79	ND	5.3	5.6	0.81	ND
JUNE -2008	76	<0.09	7.3	7.3	0.86	ND
JULY -2008	66	ND	6.6	8.7	0.74	ND
AUGUST -2008	76	ND	9.6	7.5	0.63	ND
SEPTEMBER-2008	87	ND	7.3	5.4	0.78	ND
OCTOBER -2008	57	ND	7.1	9.1	0.89	ND
NOVEMBER -2008	66	ND	6.6	6.5	0.63	ND
DECEMBER -2008	59	ND	6.6	4.4	0.76	ND
=====	=====	=====	=====	=====	=====	=====
Annual Average:	72	0.00	6.73	6.9	0.75	0.04

MDL's listed are the maximum MDL for the past 12 months.

ND= Not Detected
NA= Not Analyzed

North City Water Reclamation Plant
Annual Monitoring Report

2008

(N34-REC) Reclaimed Water- Annual Averages

Analyte:	Thallium	Vanadium	Zinc	Calcium	Lithium	Magnesium
MDL:	3.9	.64	.41	.04	.002	.1
Units:	UG/L	UG/L	UG/L	MG/L	MG/L	MG/L
Limit:	2					
=====	=====	=====	=====	=====	=====	=====
JANUARY -2008	ND	ND	12.2	60.3	0.04	27.4
FEBRUARY -2008	ND	ND	15.8	65.8	0.04	30.5
MARCH -2008	ND	ND	20.9	66.2	0.04	30.1
APRIL -2008	ND	ND	16.2	65.1	0.04	29.4
MAY -2008	ND	ND	14.0	68.8	0.03	31.0
JUNE -2008	ND	ND	17.8	71.5	0.04	31.3
JULY -2008	ND	ND	28.1	64.2	0.04	28.3
AUGUST -2008	ND	ND	25.2	66.3	0.04	30.3
SEPTEMBER-2008	ND	ND	20.7	56.4	0.04	25.8
OCTOBER -2008	ND	0.7	23.1	84.0	0.06	36.1
NOVEMBER -2008	ND	ND	44.0	66.9	0.04	28.7
DECEMBER -2008	ND	ND	26.3	61.7	0.03	26.9
=====	=====	=====	=====	=====	=====	=====
Annual Average:	ND	0.058	22.0	66.4	0.04	29.7

Analyte:	Potassium	Sodium	Calcium	Magnesium	Total	Total
MDL:	.3	1	Hardness	Hardness	Hardness	Alkalinity
Units:	MG/L	MG/L	.04 MG/L	.1 MG/L	.1 MG/L	MG/L
Limit:						
=====	=====	=====	=====	=====	=====	=====
JANUARY -2008	15.0	187	151	112	263	131
FEBRUARY -2008	15.4	208	165	125	290	127
MARCH -2008	15.3	199	166	123	289	128
APRIL -2008	16.7	194	163	121	284	109
MAY -2008	18.9	198	172	127	299	118
JUNE -2008	18.6	197	179	128	307	110
JULY -2008	15.0	180	161	116	277	105
AUGUST -2008	17.5	191	166	124	290	99
SEPTEMBER-2008	14.2	166	141	106	247	104
OCTOBER -2008	21.0	230	210	148	358	106
NOVEMBER -2008	16.2	169	167	118	285	119
DECEMBER -2008	14.9	168	154	110	264	114
=====	=====	=====	=====	=====	=====	=====
Annual Average:	16.6	191	166	122	288	114

MDL's listed are the maximum MDL for the past 12 months.

ND= Not Detected
NA= Not Analyzed
NS= Not Sampled

North City Water Reclamation Plant
Annual Monitoring Report

2008

(N34-REC) Reclaimed Water- Annual Averages

Analyte:	Chloride	Fluoride	Nitrate	Sulfate	Ortho Phosphate	MBAS
MDL:	7	.05	.04	9	.2 (surfactants)	
Units:	MG/L	MG/L	MG/L	MG/L	MG/L	MG/L
Limit:	300	1		300		
=====	=====	=====	=====	=====	=====	=====
JANUARY -2008	249	0.4	28.3	190	4.64	0.18
FEBRUARY -2008	252	0.5	30.6	212	3.78	0.22
MARCH -2008	236	0.4	33.0	216	4.87	0.22
APRIL -2008	248	0.6	42.0	204	5.33	0.22
MAY -2008	252	0.5	42.6	201	3.73	0.19
JUNE -2008	250	0.5	46.6	211	5.00	0.18
JULY -2008	237	0.5	53.5	215	4.31	0.19
AUGUST -2008	247	0.4	62.7	232	3.18	0.15
SEPTEMBER-2008	229	0.7	46.4	222	4.46	0.18
OCTOBER -2008	249	0.5	51.3	232	6.76	0.16
NOVEMBER -2008	269	0.5	53.3	251	8.19	0.17
DECEMBER -2008	237	0.5	43.6	218	4.96	0.16
=====	=====	=====	=====	=====	=====	=====
Annual Average:	246	0.5	44.5	217	4.93	0.19

Analyte:	Total Organic Carbon	Percent Sodium Calculated	Adjusted Sodium Adsorption Calculated	Total Cyanides	Total Dissolved Solids
MDL:	0.25			0.002	28
Units:	MG/L	%	Ratio	MG/L	MG/L
Limit:			6	0.2	1200
=====	=====	=====	=====	=====	=====
JANUARY -2008	8.7	59	5.2	0.013	892
FEBRUARY -2008	8.5	59	5.7	0.003	909
MARCH -2008	7.9	58	5.4	0.006	904
APRIL -2008	9.2	58	4.9	ND	939
MAY -2008	10.2	57	5.0	0.006	913
JUNE -2008	9.4	56	5.0	0.005	964
JULY -2008	8.2	57	4.6	0.004	954
AUGUST -2008	7.8	57	4.8	0.003	954
SEPTEMBER-2008	8.7	58	4.3	0.004	930
OCTOBER -2008	7.4	57	5.4	0.009	979
NOVEMBER -2008	7.8	55	4.3	0.010	938
DECEMBER -2008	7.9	56	4.4	0.006	926
=====	=====	=====	=====	=====	=====
Annual Average:	8.5	57	4.9	0.006	934

MDL's listed are the maximum MDL for the past 12 months.

ND= Not Detected
NA= Not Analyzed
NS= Not Sampled

North City Water Reclamation Plant
Annual Monitoring Report

2008

(N01-PS_INF) Pump Station 64 Influent - Annual Averages

Analyte:	Aluminum	Antimony	Arsenic	Barium	Beryllium	Boron
MDL/Units:	47 UG/L	2.9 UG/L	.4 UG/L	.039 UG/L	.022 UG/L	1.7 UG/L
JANUARY -2008	771	ND	0.65	88	ND	423
FEBRUARY -2008	777	ND	0.89	97	ND	354
MARCH -2008	630	ND	0.73	103	ND	377
APRIL -2008	725	ND	0.64	92	ND	334
MAY -2008	735	ND	1.07	92	ND	388
JUNE -2008	630	ND	0.64	99	ND	403
JULY -2008	618	ND	0.99	110	ND	394
AUGUST -2008	1740	ND	2.00	109	ND	396
SEPTEMBER-2008	674	ND	0.85	110	ND	349
OCTOBER -2008	542	ND	1.00	126	ND	384
NOVEMBER -2008	619	ND	0.63	112	ND	356
DECEMBER -2008	680	ND	0.82	113	ND	375
Annual Average:	762	ND	0.91	104	ND	378

Analyte:	Cadmium	Chromium	Cobalt	Copper	Iron	Lead
MDL/Units:	.53 UG/L	1.2 UG/L	.85 MG/L	.63 UG/L	37 UG/L	2 UG/L
JANUARY -2008	ND	4.0	ND	103	545	ND
FEBRUARY -2008	ND	2.0	ND	102	576	ND
MARCH -2008	ND	2.1	ND	114	687	ND
APRIL -2008	ND	1.5	ND	99	559	ND
MAY -2008	ND	ND	ND	61	437	ND
JUNE -2008	ND	2.1	ND	125	395	ND
JULY -2008	ND	1.7	ND	144	601	ND
AUGUST -2008	ND	6.2	ND	112	8300	ND
SEPTEMBER-2008	ND	2.3	ND	153	595	ND
OCTOBER -2008	ND	1.6	ND	139	412	ND
NOVEMBER -2008	ND	3.7	ND	139	487	2.4
DECEMBER -2008	ND	1.9	ND	157	648	3.0
Annual Average:	ND	2.4	ND	121	1187	0.5

Analyte:	Lithium	Manganese	Mercury	Molybdenum	Nickel	Selenium
MDL/Units:	.002 MG/L	.24 UG/L	.09 UG/L	.89 MG/L	.53 UG/L	.28 UG/L
JANUARY -2008	0.036	114	ND	<0.89	5.43	1.40
FEBRUARY -2008	0.049	108	ND	<0.89	5.00	1.74
MARCH -2008	0.046	112	0.14	<0.89	5.16	1.79
APRIL -2008	0.046	105	ND	<0.89	4.63	1.88
MAY -2008	0.043	111	0.09	<0.89	5.11	1.94
JUNE -2008	0.045	103	1.67	<0.89	6.11	2.25
JULY -2008	0.057	102	0.12	<0.89	5.77	1.91
AUGUST -2008	0.045	185	0.19	<0.89	15.10	1.65
SEPTEMBER-2008	0.045	99	0.14	<0.89	5.35	1.82
OCTOBER -2008	0.065	104	0.18	<0.89	5.31	1.93
NOVEMBER -2008	0.044	105	0.35	<0.89	6.17	1.72
DECEMBER -2008	0.041	113	ND	<0.89	5.03	1.66
Annual Average:	0.047	113	0.24	<1	6.18	1.81

ND= Not Detected
NA= Not Analyzed
NS= Not Sampled
NR= Not Required

North City Water Reclamation Plant
Annual Monitoring Report

2008

(N01-PS_INF) Pump Station 64 Influent - Annual Averages

Analyte:	Silver	Thallium	Vanadium	Zinc	Calcium	Magnesium
MDL/Units:	.4 UG/L	3.9 UG/L	.64 MG/L	.41 UG/L	.04 MG/L	.1 MG/L
JANUARY -2008	0.8	ND	ND	113	70.5	33.6
FEBRUARY -2008	2.4	ND	ND	118	91.0	42.3
MARCH -2008	2.1	ND	<0.64	118	87.1	38.7
APRIL -2008	2.1	ND	<0.64	125	86.9	38.4
MAY -2008	0.5	ND	ND	135	84.4	39.3
JUNE -2008	1.3	ND	ND	116	85.8	38.9
JULY -2008	2.2	ND	ND	133	85.7	39.1
AUGUST -2008	2.2	ND	<0.64	149	81.2	36.8
SEPTEMBER-2008	2.1	ND	ND	130	78.9	34.7
OCTOBER -2008	1.5	ND	ND	139	111.0	49.3
NOVEMBER -2008	1.1	ND	ND	132	81.2	35.1
DECEMBER -2008	1.4	ND	ND	137	81.4	35.6
Annual Average:	1.6	ND	<0.00	129	85.4	38.5

Analyte:	Potassium	Sodium	Chloride	Fluoride	Sulfate	Total Dissolved Solids
MDL/Units:	.3 MG/L	1 MG/L	7 MG/L	.05 MG/L	0.5 MG/L	28 MG/L
JANUARY -2008	18.1	164	NR	NR	NR	1020
FEBRUARY -2008	21.9	228	284	0.43	240	1050
MARCH -2008	20.4	213	NR	NR	NR	1070
APRIL -2008	22.4	215	NR	NR	NR	1080
MAY -2008	23.3	217	293	0.40	220	1070
JUNE -2008	21.8	208	NR	NR	NR	1110
JULY -2008	22.6	216	NR	NR	NR	1110
AUGUST -2008	20.9	202	284	0.44	247	1090
SEPTEMBER-2008	18.1	187	NR	NR	NR	1140
OCTOBER -2008	27.8	273	317	0.52	246	1150
NOVEMBER -2008	19.5	188	NR	NR	NR	1120
DECEMBER -2008	18.6	190	NR	NR	NR	1100
Annual Average:	21.3	208	295	0.45	238	1092.5

Analyte:	Total Cyanides
MDL/Units:	.002 MG/L
JANUARY -2008	ND
FEBRUARY -2008	ND
MARCH -2008	ND
APRIL -2008	ND
MAY -2008	ND
JUNE -2008	ND
JULY -2008	ND
AUGUST -2008	0.0024
SEPTEMBER-2008	ND
OCTOBER -2008	ND
NOVEMBER -2008	ND
DECEMBER -2008	ND
Annual Average:	0.0002

ND= Not Detected
NA= Not Analyzed
NS= Not Sampled
NR= Not Required

NORTH CITY WATER RECLAMATION PLANT
(N01-PEN) Penasquitos Influent - Annual Averages

From: 01-JAN-2008 To: 31-DEC-2008

Analyte:	Aluminum	Antimony	Arsenic	Barium	Beryllium	Boron
MDL:	47	2.9	.4	.039	.022	1.7
Units:	UG/L	UG/L	UG/L	UG/L	UG/L	UG/L
=====						
JANUARY -2008	1600	ND	1.76	74	ND	357
FEBRUARY -2008	3360	4	3.53	369	ND	353
MARCH -2008	2630	ND	3.37	140	ND	373
APRIL -2008	1710	ND	1.88	104	ND	334
MAY -2008	1960	ND	2.34	107	ND	423
JUNE -2008	2120	ND	3.24	100	0.05	387
JULY -2008	2260	ND	2.54	114	0.09	387
AUGUST -2008	NS	NS	NS	NS	NS	NS
SEPTEMBER-2008	1420	ND	1.89	113	0.10	331
OCTOBER -2008	2320	ND	3.28	132	ND	365
NOVEMBER -2008	3370	ND	3.60	108	0.13	338
DECEMBER -2008	2990	ND	3.55	111	0.03	345
=====						
Annual Average:	2340	0	2.82	134	0.04	363

Analyte:	Cadmium	Chromium	Cobalt	Copper	Iron	Lead
MDL:	.53	1.2	.85	.63	37	2
Units:	UG/L	UG/L	UG/L	UG/L	UG/L	UG/L
=====						
JANUARY -2008	ND	14.9	1.52	94	8230	ND
FEBRUARY -2008	ND	18.5	18.50	531	10800	3.1
MARCH -2008	ND	13.5	ND	93	14500	ND
APRIL -2008	ND	22.5	2.57	143	10500	ND
MAY -2008	ND	5.7	0.85	70	5670	ND
JUNE -2008	ND	8.6	1.57	108	11300	ND
JULY -2008	ND	24.6	1.67	132	12500	ND
AUGUST -2008	NS	NS	NS	NS	NS	NS
SEPTEMBER-2008	ND	12.5	5.18	113	11600	3.8
OCTOBER -2008	ND	7.1	1.07	99	9850	2.1
NOVEMBER -2008	ND	27.9	1.12	126	9630	2.5
DECEMBER -2008	ND	5.7	2.65	94	7280	2.6
=====						
Annual Average:	ND	14.7	3.34	146	10169	1.3

Analyte:	Lithium	Manganese	Mercury	Molybdenum	Nickel	Selenium
MDL:	.002	.24	.09	.89	.53	.28
Units:	MG/L	UG/L	UG/L	UG/L	UG/L	UG/L
=====						
JANUARY -2008	0.048	99	ND	7.89	17.7	1.42
FEBRUARY -2008	0.074	160	ND	6.29	29.3	1.84
MARCH -2008	0.042	158	0.33	9.44	19.2	1.82
APRIL -2008	0.041	88	0.12	9.59	33.6	1.76
MAY -2008	0.035	80	0.32	5.16	15.9	1.67
JUNE -2008	0.042	95	ND	7.31	20.0	1.95
JULY -2008	0.044	153	0.10	13.20	35.8	1.77
AUGUST -2008	NS	NS	NS	NS	NS	NS
SEPTEMBER-2008	0.040	169	0.15	10.00	14.1	1.57
OCTOBER -2008	0.057	130	0.18	9.86	31.2	1.64
NOVEMBER -2008	0.038	145	0.17	12.60	28.0	1.77
DECEMBER -2008	0.036	135	0.22	12.90	10.2	1.62
=====						
Annual Average:	0.045	128	0.14	9.48	23.2	1.71

Note: The Penasquitos pump station was off line at time of sampling for the August monthly metals analysis. No analysis is required for this source.

ND= Not Detected
NA= Not Analyzed
NS= Not Sampled
NR= Not Required

NORTH CITY WATER RECLAMATION PLANT
(N01-PEN) Penasquitos Influent - Annual Averages

From: 01-JAN-2008 To: 31-DEC-2008

Analyte:	Silver	Thallium	Vanadium	Zinc	Calcium	Magnesium
MDL:	.4	3.9	.64	.41	.04	.1
Units:	UG/L	UG/L	UG/L	UG/L	MG/L	MG/L
=====	=====	=====	=====	=====	=====	=====
JANUARY -2008	ND	4.60	2.42	119	80.6	37.1
FEBRUARY -2008	ND	ND	36.60	456	85.6	40.7
MARCH -2008	1.84	ND	5.26	121	86.3	39.9
APRIL -2008	0.47	ND	3.00	136	81.6	37.0
MAY -2008	2.47	ND	4.04	127	77.9	36.0
JUNE -2008	2.55	ND	3.78	126	82.4	36.5
JULY -2008	3.54	ND	4.35	150	75.7	34.4
AUGUST -2008	NS	NS	NS	NS	NS	NS
SEPTEMBER-2008	0.99	ND	2.96	137	69.8	31.8
OCTOBER -2008	1.42	ND	6.82	154	96.7	41.4
NOVEMBER -2008	0.95	ND	4.11	151	68.3	29.9
DECEMBER -2008	1.38	ND	3.68	142	65.8	29.5
=====	=====	=====	=====	=====	=====	=====
Annual Average:	1.42	0.42	7.00	165	79.2	35.8

Analyte:	Potassium	Sodium	Chloride	Fluoride	Sulfate	Total Dissolved Solids
MDL:	.3	1	7	.05	9	28
Units:	MG/L	MG/L	MG/L	MG/L	MG/L	MG/L
=====	=====	=====	=====	=====	=====	=====
JANUARY -2008	20.2	203	NR	NR	NR	900
FEBRUARY -2008	20.0	194	231	0.55	243	948
MARCH -2008	19.5	190	NR	NR	NR	942
APRIL -2008	21.1	180	NR	NR	NR	922
MAY -2008	20.7	194	226	0.52	209	905
JUNE -2008	21.5	190	NR	NR	NR	937
JULY -2008	18.0	173	NR	NR	NR	936
AUGUST -2008	NS	NS	NS	NS	NS	916
SEPTEMBER-2008	17.6	156	NR	NR	NR	906
OCTOBER -2008	24.2	214	218	0.65	235	926
NOVEMBER -2008	18.1	149	NR	NR	NR	889
DECEMBER -2008	17.1	145	NR	NR	NR	939
=====	=====	=====	=====	=====	=====	=====
Annual Average:	19.8	181	225	0.57	229	922

Analyte:	Total Cyanides
MDL:	.002
Units:	MG/L
=====	=====
JANUARY -2008	ND
FEBRUARY -2008	ND
MARCH -2008	ND
APRIL -2008	0.0020
MAY -2008	ND
JUNE -2008	ND
JULY -2008	ND
AUGUST -2008	NS
SEPTEMBER-2008	ND
OCTOBER -2008	ND
NOVEMBER -2008	ND
DECEMBER -2008	ND
=====	=====
Annual Average:	0.0002

Note: The Penasquitos pump station was off line at time of sampling for the August monthly metals analysis. No analysis is required for this source.

ND= Not Detected
NA= Not Analyzed
NS= Not Sampled
NR= Not Required

Annual Pretreatment Program Sludge Analysis

2008 Annual Pretreatment Program Sludge Analysis
(QUARTERLY SLUDGE PROJECT)

POINT LOMA WASTEWATER TREATMENT PLANT
ORDER NO. R9-2002-0025
NPDES PERMIT NO. CA0107409

The Quarterly Sludge Project is part of the Pt. Loma WWTP NPDES (Permit No. CA0107409/Order No. R9-2002-0025) monitoring requirements. The sampling plan is designed so as to provide a “snapshot” of all of the physical and chemical characteristics monitored of the wastewater treatment waste streams for a short interval of time (1-2 days). This is conducted quarterly.

The Quarterly Sludge Project was conducted 4 times during 2008, composite and grab samples were taken in February, May, August, and October.

The North City Reclamation Water Plant is included in the Pre-treatment monitoring program and data from that aspect of the program is reported in the following section. The plant primary influents (N01-PS_INF and N01-PEN), Primary effluent (N10-EFF), and reclaimed water (N34-REC WATER) were sampled. For influent and effluent samples, automatic refrigerated samplers are composited over a 24 hour period.

N01-PEN was off line during the 3rd quarter sampling event.

pH, Grease & Oils, temperature, and conductivity are determined from grab samples.

Abbreviations:

NCWRP	North City Water Reclamation Plant
N01-PS_INF	NCWRP influent from pump station 64
N01-PEN	NCWRP Penasquitos influent
N34-REC WATER	NCWRP reclaimed water.
N10-EFF	NCWRP Primary effluent

North City Water Reclamation Plant
Annual Monitoring Report

2008

Metals & Ions

Source:		N01-PS_INF	N01-PS_INF	N01-PS_INF	N01-PS_INF
Date:		12-FEB-2008	13-MAY-2008	12-AUG-2008	07-OCT-2008
Sample ID:	MDL Units	P414462	P424751	P434977	P443379
=====	=====	=====	=====	=====	=====
Aluminum	47 UG/L	777	735	1740	542
Antimony	2.9 UG/L	ND	ND	ND	ND
Arsenic	.4 UG/L	0.89	1.07	2.00	1.00
Barium	.039 UG/L	97	92	109	126
Beryllium	.022 UG/L	ND	ND	ND	ND
Boron	1.7 UG/L	354	388	396	384
Cadmium	.53 UG/L	ND	ND	ND	ND
Chromium	1.2 UG/L	2.0	ND	6.2	1.6
Cobalt	.85 UG/L	ND	ND	ND	ND
Copper	.63 UG/L	102	61.1	112	139
Iron	37 UG/L	576	437	8300	412
Lead	2 UG/L	ND	ND	ND	ND
Manganese	.24 UG/L	108	111	185	104
Mercury	.09 UG/L	ND	0.09	0.19	0.18
Molybdenum	.89 UG/L	10.3	11.3	12.5	9.8
Nickel	.53 UG/L	5.0	5.1	15.1	5.3
Selenium	.28 UG/L	1.74	1.94	1.65	1.93
Silver	.4 UG/L	2.4	0.5	2.2	1.5
Thallium	3.9 UG/L	ND	ND	ND	ND
Vanadium	.64 UG/L	ND	ND	1.6	ND
Zinc	.41 UG/L	118	135	149	139
Bromide	.1 MG/L	0.64	0.61	0.43	0.59
Chloride	7 MG/L	284	293	284	344
Fluoride	.05 MG/L	0.43	0.40	0.44	0.49
Nitrate	.04 MG/L	0.13	0.15	0.40	ND*
Ortho Phosphate	.2 MG/L	9.19	9.03	3.62	14.0*
Sulfate	9 MG/L	240	220	247	240
Calcium	.04 MG/L	91	84	81	111
Lithium	.002 MG/L	0.049	0.043	0.045	0.065
Magnesium	.1 MG/L	42	39	37	49
Potassium	.3 MG/L	22	23	21	28
Sodium	1 MG/L	228	217	202	273
Calcium Hardness	.1 MG/L	227	211	203	276
Magnesium Hardness	.4 MG/L	174	162	152	203
Total Hardness	.4 MG/L	401	373	354	479
Cyanides, Total	.002 MG/L	ND	ND	0.002	ND
Sulfides-Total	.18 MG/L	0.55	ND	3.61	3.62
Total Kjeldahl Nitrogen	1.6 MG/L	47.6	53.1	51.8	53.8
Ammonia-N	.3 MG/L	33.4	40.7	35.0	42.5
Adjusted Sodium Adsorption	MG/L	NR	NR	NR	NR
Percent Sodium	PERCENT	NR	NR	NR	NR
Total Organic Carbon	MG/L	NR	NR	NR	NR

ND= Not Detected
NA= Not Analyzed
NS= Not Sampled
NR= Not Required

*= Batch did not meet QC criteria for check sample recovery. The acceptance range for check is +/- 10%.
The recovery of the check samples for these analytes:
Nitrate 122%
Ortho Phosphate 121%

North City Water Reclamation Plant
Annual Monitoring Report

2008

Metals & Ions

Source:		N01-PEN	N01-PEN	N01-PEN	N10-EFF
Date:		12-FEB-2008	13-MAY-2008	07-OCT-2008	12-FEB-2008
Sample ID:	MDL Units	P414467	P424756	P443384	P414472
=====	=====	=====	=====	=====	=====
Aluminum	47 UG/L	3360	1960	2320	872
Antimony	2.9 UG/L	4	ND	ND	ND
Arsenic	.4 UG/L	3.53	2.34	3.28	1.42
Barium	.039 UG/L	369	107	132	77
Beryllium	.022 UG/L	ND	ND	ND	ND
Boron	1.7 UG/L	353	423	365	363
Cadmium	.53 UG/L	ND	ND	ND	ND
Chromium	1.2 UG/L	18.5	5.7	7.1	4.5
Cobalt	.85 UG/L	18.5	0.85	1.07	0.97
Copper	.63 UG/L	531	70.4	99.2	65.5
Iron	37 UG/L	10800	5670	9850	2640
Lead	2 UG/L	3	ND	2	ND
Manganese	.24 UG/L	160	79.9	130	112
Mercury	.09 UG/L	ND	0.32	0.18	ND
Molybdenum	.89 UG/L	6.3	5.2	9.9	9.5
Nickel	.53 UG/L	29.3	15.9	31.2	11.4
Selenium	.28 UG/L	1.84	1.67	1.64	1.47
Silver	.4 UG/L	ND	2.5	1.4	0.9
Thallium	3.9 UG/L	ND	ND	ND	ND
Vanadium	.64 UG/L	36.6	4.0	6.8	0.9
Zinc	.41 UG/L	456	127	154	70.2
Bromide	.1 MG/L	0.41	0.38	0.25	0.50
Chloride	7 MG/L	231	226	226	264
Fluoride	.05 MG/L	0.55	0.52	0.70	0.39
Nitrate	.04 MG/L	0.13	0.14	0.18*	0.14
Ortho Phosphate	.2 MG/L	2.53	6.19	4.41*	5.86
Sulfate	9 MG/L	243	209	249	247
Calcium	.04 MG/L	86	78	97	88
Lithium	.002 MG/L	0.074	0.035	0.057	0.057
Magnesium	.1 MG/L	41	36	41	40
Potassium	.3 MG/L	20	21	24	20
Sodium	1 MG/L	194	194	214	206
Calcium Hardness	.1 MG/L	214	195	242	219
Magnesium Hardness	.4 MG/L	167	148	171	166
Total Hardness	.4 MG/L	381	343	412	385
Cyanides, Total	.002 MG/L	ND	ND	ND	ND
Sulfides-Total	.18 MG/L	3.84	3.34	4.99	ND
Total Kjeldahl Nitrogen	1.6 MG/L	41.6	47.4	46.2	42.2
Ammonia-N	.3 MG/L	27.9	34.3	32.8	31.7
Adjusted Sodium Adsorption	MG/L	NR	NR	NR	NR
Percent Sodium	PERCENT	NR	NR	NR	NR
Total Organic Carbon	MG/L	NR	NR	NR	NR

ND= Not Detected
NA= Not Analyzed
NS= Not Sampled
NR= Not Required

*= Batch did not meet QC criteria for check sample recovery. The acceptance range for check is +/- 10%.
The recovery of the check samples for these analytes:
Nitrate 122%
Ortho Phosphate 121%

North City Water Reclamation Plant
Annual Monitoring Report

2008

Metals & Ions

Source:		N10-EFF	N10-EFF	N10-EFF	N34-REC WATER
Date:		13-MAY-2008	12-AUG-2008	07-OCT-2008	12-FEB-2008
Sample ID:	MDL Units	P424761	P434987	P443389	P414477
=====	=====	=====	=====	=====	=====
Aluminum	47 UG/L	621	726	467	147
Antimony	2.9 UG/L	ND	ND	ND	ND
Arsenic	.4 UG/L	1.22	1.13	1.17	0.69
Barium	.039 UG/L	81	87	98	30
Beryllium	.022 UG/L	ND	ND	ND	ND
Boron	1.7 UG/L	421	398	394	385
Cadmium	.53 UG/L	ND	ND	ND	ND
Chromium	1.2 UG/L	2.6	1.5	1.4	1.8
Cobalt	.85 UG/L	ND	ND	ND	ND
Copper	.63 UG/L	59.6	64.8	69.8	5.1
Iron	37 UG/L	1350	4540	1610	93
Lead	2 UG/L	ND	ND	ND	ND
Manganese	.24 UG/L	96.4	165	103	67.0
Mercury	.09 UG/L	0.14	ND	ND	ND
Molybdenum	.89 UG/L	14.6	12.7	9.5	5.3
Nickel	.53 UG/L	7.4	10.0	9.8	9.1
Selenium	.28 UG/L	1.30	1.43	1.41	0.86
Silver	.4 UG/L	1.0	1.4	0.8	ND
Thallium	3.9 UG/L	ND	ND	ND	ND
Vanadium	.64 UG/L	0.9	0.7	1.1	ND
Zinc	.41 UG/L	75.1	69.2	63.8	15.8
Bromide	.1 MG/L	0.50	0.40	0.46	ND
Chloride	7 MG/L	272	285	287	252
Fluoride	.05 MG/L	0.37	0.40	0.46	0.48
Nitrate	.04 MG/L	ND	ND	0.087*	30.6
Ortho Phosphate	.2 MG/L	6.90	3.92	8.70*	3.78
Sulfate	9 MG/L	220	252	268	212
Calcium	.04 MG/L	84	82	105	66
Lithium	.002 MG/L	0.041	0.047	0.059	0.040
Magnesium	.1 MG/L	38	38	45	31
Potassium	.3 MG/L	23	22	25	15
Sodium	1 MG/L	212	206	239	208
Calcium Hardness	.1 MG/L	210	205	261	164
Magnesium Hardness	.4 MG/L	158	155	185	126
Total Hardness	.4 MG/L	368	360	446	290
Cyanides, Total	.002 MG/L	ND	ND	ND	0.003
Sulfides-Total	.18 MG/L	ND	ND	0.65	ND
Total Kjeldahl Nitrogen	1.6 MG/L	45.7	41.2	44.0	ND
Ammonia-N	.3 MG/L	37.6	34.9	35.9	0.3
Adjusted Sodium Adsorption	MG/L	NR	NR	NR	5.7
Percent Sodium	PERCENT	NR	NR	NR	59.4
Total Organic Carbon	MG/L	NR	NR	NR	8.5

ND= Not Detected
NA= Not Analyzed
NS= Not Sampled
NR= Not Required

*= Batch did not meet QC criteria for check sample recovery. The acceptance range for check is +/- 10%.
The recovery of the check samples for these analytes:
Nitrate 122%
Ortho Phosphate 121%

North City Water Reclamation Plant
Annual Monitoring Report

2008

Metals & Ions

Source:		N34-REC WATER	N34-REC WATER	N34-REC WATER
Date:		13-MAY-2008	12-AUG-2008	07-OCT-2008
Sample ID:	MDL Units	P424766	P434992	P443394
=====	=====	=====	=====	=====
Aluminum	47 UG/L	184	108	125
Antimony	2.9 UG/L	ND	ND	ND
Arsenic	.4 UG/L	0.89	0.66	0.80
Barium	.039 UG/L	35	43	41
Beryllium	.022 UG/L	ND	ND	ND
Boron	1.7 UG/L	437	434	406
Cadmium	.53 UG/L	ND	ND	ND
Chromium	1.2 UG/L	ND	ND	1.8
Cobalt	.85 UG/L	ND	ND	ND
Copper	.63 UG/L	7.1	11.1	14.0
Iron	37 UG/L	151	77	72
Lead	2 UG/L	ND	ND	ND
Manganese	.24 UG/L	79.3	75.8	56.7
Mercury	.09 UG/L	ND	ND	ND
Molybdenum	.89 UG/L	5.3	9.6	7.1
Nickel	.53 UG/L	5.6	7.5	9.1
Selenium	.28 UG/L	0.81	0.63	0.89
Silver	.4 UG/L	ND	ND	ND
Thallium	3.9 UG/L	ND	ND	ND
Vanadium	.64 UG/L	ND	ND	0.7
Zinc	.41 UG/L	14.0	25.2	23.1
Bromide	.1 MG/L	ND	ND	ND
Chloride	7 MG/L	252	247	236
Fluoride	.05 MG/L	0.46	0.40	0.46
Nitrate	.04 MG/L	42.6	62.7	51.6*
Ortho Phosphate	.2 MG/L	3.73	3.18	7.35*
Sulfate	9 MG/L	201	232	239
Calcium	.04 MG/L	69	66	84
Lithium	.002 MG/L	0.035	0.040	0.057
Magnesium	.1 MG/L	31	30	36
Potassium	.3 MG/L	19	18	21
Sodium	1 MG/L	198	191	230
Calcium Hardness	.1 MG/L	172	166	210
Magnesium Hardness	.4 MG/L	128	125	149
Total Hardness	.4 MG/L	299	290	358
Cyanides, Total	.002 MG/L	0.006	0.003	0.009
Sulfides-Total	.18 MG/L	ND	ND	ND
Total Kjeldahl Nitrogen	1.6 MG/L	ND	ND	ND
Ammonia-N	.3 MG/L	0.5	ND	ND
Adjusted Sodium Adsorption	MG/L	5.0	4.8	5.4
Percent Sodium	PERCENT	57.1	57.1	56.5
Total Organic Carbon	MG/L	10.2	7.8	7.4

ND= Not Detected
 NA= Not Analyzed
 NS= Not Sampled
 NR= Not Required

*= Batch did not meet QC criteria for check sample recovery. The acceptance range for check is +/- 10%.
 The recovery of the check samples for these analytes:
 Nitrate 122%
 Ortho Phosphate 121%

North City Water Reclamation Plant
Annual Monitoring Report

2008

Radioactivity

Source	Sample Date	Sample ID	Gross Alpha Radiation	Gross Beta Radiation
=====	=====	=====	=====	=====
N10-EFF	12-FEB-2008	P414472	1.8 ± 1.1	19.7 ± 4.2
N10-EFF	13-MAY-2008	P424761	3.0 ± 1.4	23.4 ± 4.5
N10-EFF	12-AUG-2008	P434987	3.1 ± 2.1	21.3 ± 4.4
N10-EFF	07-OCT-2008	P443389	5.5 ± 2.7	20.3 ± 4.5
N01-PS_INF	12-FEB-2008	P414462	3.1 ± 1.4	19.6 ± 4.2
N01-PS_INF	13-MAY-2008	P424751	5.7 ± 2.1	24.0 ± 4.9
N01-PS_INF	12-AUG-2008	P434977	7.5 ± 3.8	21.9 ± 4.7
N01-PS_INF	07-OCT-2008	P443379	3.6 ± 2.4	26.4 ± 5.3
N01-PEN	12-FEB-2008	P414467	4.0 ± 1.8	20.8 ± 4.9
N01-PEN	13-MAY-2008	P424756	5.3 ± 2.0	19.0 ± 4.2
N01-PEN	07-OCT-2008	P443384	2.0 ± 2.4	21.8 ± 4.2
N34-REC WATER	12-FEB-2008	P414477	1.7 ± 1.0	15.3 ± 3.7
N34-REC WATER	13-MAY-2008	P424766	0.7 ± 0.7	19.6 ± 4.9
N34-REC WATER	12-AUG-2008	P434992	1.3 ± 1.4	18.4 ± 4.3
N34-REC WATER	07-OCT-2008	P443394	0.4 ± 1.2	15.9 ± 3.5

Units in picocuries per Liter (pCi/L)

North City Water Reclamation Plant
Annual Monitoring Report

2008

Physical Parameters

Analytes	MDL Units	N01-PS_INF	N01-PS_INF	N01-PS_INF	N01-PS_INF
		12-FEB-2008	13-FEB-2008	13-MAY-2008	14-MAY-2008
Ammonia-N	.3 MG/L	33.4	NR	40.7	NR
BOD (Biochemical Oxygen Demand)	2 MG/L	198	NR	213	NR
Hexane Extractable Material	1.2 MG/L	NR	39.0	NR	38.4
Chemical Oxygen Demand	18 MG/L	484	NR	656	NR
Conductivity	10 UMHOS/CM	1920	NR	1910	NR
MBAS (Surfactants)	.03 MG/L	10.0	NR	10.0	NR
pH (grab)	PH	NR	7.3	NR	7.5
Total Alkalinity (bicarbonate)	20 MG/L	268	NR	288	NR
Total Dissolved Solids	28 MG/L	1100	NR	1100	NR
Total Suspended Solids	1.4 MG/L	168	NR	192	NR
Volatile Suspended Solids	1.6 MG/L	146	NR	176	NR
Total Kjeldahl Nitrogen	1.6 MG/L	47.6	NR	53.1	NR
Total Organic Carbon	MG/L	NR	NR	NR	NR
Turbidity	.13 NTU	99.0	NR	120	NR
Sulfides-Total	.18 MG/L	0.6	NR	ND	NR

Analytes	MDL Units	N01-PS_INF	N01-PS_INF	N01-PEN	N01-PEN
		12-AUG-2008	07-OCT-2008	12-FEB-2008	13-FEB-2008
Ammonia-N	.3 MG/L	35.0	42.5	27.9	NR
BOD (Biochemical Oxygen Demand)	2 MG/L	218	219	236	NR
Hexane Extractable Material	1.2 MG/L	23.6	28.3	NR	59.3
Chemical Oxygen Demand	18 MG/L	857	524	478	NR
Conductivity	10 UMHOS/CM	1890	2200	1750	NR
MBAS (Surfactants)	.03 MG/L	8.9	7.9	9.2	NR
pH (grab)	PH	7.4	7.7	NR	7.2
Total Alkalinity (bicarbonate)	20 MG/L	265	339	271	NR
Total Dissolved Solids	28 MG/L	1080	1240	972	NR
Total Suspended Solids	1.4 MG/L	274	178	267	NR
Volatile Suspended Solids	1.6 MG/L	224	164	213	NR
Total Kjeldahl Nitrogen	1.6 MG/L	51.8	53.8	41.6	NR
Total Organic Carbon	MG/L	NR	NR	NR	NR
Turbidity	.13 NTU	120	180	120	NR
Sulfides-Total	.18 MG/L	3.6	3.6	3.8	NR

NA= Not Analyzed
ND= Not Detected

North City Water Reclamation Plant
Annual Monitoring Report

2008

Physical Parameters

Analytes	MDL Units	N01-PEN	N01-PEN	N01-PEN	N10-EFF
		13-MAY-2008	14-MAY-2008	07-OCT-2008	12-FEB-2008
Ammonia-N	.3 MG/L	34.3	NR	32.8	31.7
BOD (Biochemical Oxygen Demand)	2 MG/L	179	NR	336	141
Hexane Extractable Material	1.2 MG/L	NR	66.0	64.0	NR
Chemical Oxygen Demand	18 MG/L	469	NR	471	332
Conductivity	10 UMHOS/CM	1690	NR	1790	1810
MBAS (Surfactants)	.03 MG/L	8.9	NR	7.8	8.7
pH (grab)	PH	NR	7.4	7.4	NR
Total Alkalinity (bicarbonate)	20 MG/L	293	NR	294	266
Total Dissolved Solids	28 MG/L	936	NR	988	1060
Total Suspended Solids	1.4 MG/L	228	NR	288	80.0
Volatile Suspended Solids	1.6 MG/L	188	NR	236	68.0
Total Kjeldahl Nitrogen	1.6 MG/L	47.4	NR	46.2	42.2
Total Organic Carbon	MG/L	NR	NR	NR	NR
Turbidity	.13 NTU	110	NR	130	67.0
Sulfides-Total	.18 MG/L	3.3	NR	5.0	ND

Analytes	MDL Units	N10-EFF	N10-EFF	N10-EFF	N10-EFF
		13-FEB-2008	13-MAY-2008	14-MAY-2008	12-AUG-2008
Ammonia-N	.3 MG/L	NR	37.6	NR	34.9
BOD (Biochemical Oxygen Demand)	2 MG/L	NR	133	NR	136
Hexane Extractable Material	1.2 MG/L	46.9	NR	40.3	22.7
Chemical Oxygen Demand	18 MG/L	NR	364	NR	280
Conductivity	10 UMHOS/CM	NR	1840	NR	1830
MBAS (Surfactants)	.03 MG/L	NR	7.5	NR	6.8
pH (grab)	PH	7.3	NR	7.5	7.4
Total Alkalinity (bicarbonate)	20 MG/L	NR	284	NR	261
Total Dissolved Solids	28 MG/L	NR	1040	NR	1080
Total Suspended Solids	1.4 MG/L	NR	78.0	NR	98.0
Volatile Suspended Solids	1.6 MG/L	NR	64.0	NR	74.0
Total Kjeldahl Nitrogen	1.6 MG/L	NR	45.7	NR	41.2
Total Organic Carbon	MG/L	NR	NR	NR	NR
Turbidity	.13 NTU	NR	80.0	NR	82.0
Sulfides-Total	.18 MG/L	NR	ND	NR	ND

NA= Not Analyzed
ND= Not Detected

North City Water Reclamation Plant
Annual Monitoring Report

2008

Physical Parameters

Analytes	MDL Units	N10-EFF	N34-REC WATER	N34-REC WATER	N34-REC WATER
		07-OCT-2008	12-FEB-2008	13-FEB-2008	13-MAY-2008
Ammonia-N	.3 MG/L	35.9	0.3	NR	0.5
BOD (Biochemical Oxygen Demand)	2 MG/L	138	ND	NR	2.3
Hexane Extractable Material	1.2 MG/L	34.0	NR	2.9	NR
Chemical Oxygen Demand	18 MG/L	297	22	NR	23
Conductivity	10 UMHOS/CM	1990	1560	NR	1500
MBAS (Surfactants)	.03 MG/L	8.0	0.2	NR	0.2
pH (grab)	PH	7.5	NR	7.1	NR
Total Alkalinity (bicarbonate)	20 MG/L	297	127	NR	118
Total Dissolved Solids	28 MG/L	1120	924	NR	948
Total Suspended Solids	1.4 MG/L	58.0	ND	NR	ND
Volatile Suspended Solids	1.6 MG/L	46.0	ND	NR	ND
Total Kjeldahl Nitrogen	1.6 MG/L	44.0	ND	NR	ND
Total Organic Carbon	MG/L	NR	8.5	NR	10.2
Turbidity	.13 NTU	70.0	3.5	NR	1.8
Sulfides-Total	.18 MG/L	0.7	ND	NR	ND

Analytes	MDL Units	N34-REC WATER	N34-REC WATER	N34-REC WATER	N34-REC WATER
		14-MAY-2008	12-AUG-2008	13-AUG-2008	07-OCT-2008
Ammonia-N	.3 MG/L	NR	ND	NR	ND
BOD (Biochemical Oxygen Demand)	2 MG/L	NR	ND	NR	ND
Hexane Extractable Material	1.2 MG/L	5.4	2.5	NR	3.9
Chemical Oxygen Demand	18 MG/L	NR	20	NR	23
Conductivity	10 UMHOS/CM	NR	1510	NR	1560
MBAS (Surfactants)	.03 MG/L	NR	0.2	NR	0.2
pH (grab)	PH	7.2	NR	7.2	7.2
Total Alkalinity (bicarbonate)	20 MG/L	NR	99	NR	106
Total Dissolved Solids	28 MG/L	NR	972	NR	982
Total Suspended Solids	1.4 MG/L	NR	ND	NR	ND
Volatile Suspended Solids	1.6 MG/L	NR	ND	NR	ND
Total Kjeldahl Nitrogen	1.6 MG/L	NR	ND	NR	ND
Total Organic Carbon	MG/L	NR	7.8	NR	7.4
Turbidity	.13 NTU	NR	1.0	NR	0.9
Sulfides-Total	.18 MG/L	NR	ND	NR	ND

NA= Not Analyzed
ND= Not Detected

North City Water Reclamation Plant
Annual Monitoring Report

2008

Organo-Tins

Analyte	MDL	Units	N01-PS_INF	N01-PS_INF	N01-PS_INF	N01-PS_INF
			12-FEB-2008	13-MAY-2008	12-AUG-2008	07-OCT-2008
			P414462	P424751	P434977	P443379
Tributyl tin	2	UG/L	ND	ND	ND	ND
Dibutyl tin	7	UG/L	ND	ND	ND	ND
Monobutyl Tin	16	UG/L	ND	ND	ND	ND

Analyte	MDL	Units	N01-PEN	N01-PEN	N01-PEN	N10-EFF
			12-FEB-2008	13-MAY-2008	07-OCT-2008	12-FEB-2008
			P414467	P424756	P443384	P414472
Tributyl tin	2	UG/L	ND	ND	ND	ND
Dibutyl tin	7	UG/L	ND	ND	ND	ND
Monobutyl Tin	16	UG/L	ND	ND	ND	ND

Analyte	MDL	Units	N10-EFF	N10-EFF	N10-EFF	N34-REC WATER
			13-MAY-2008	12-AUG-2008	07-OCT-2008	12-FEB-2008
			P424761	P434987	P443389	P414477
Tributyl tin	2	UG/L	ND	ND	ND	ND
Dibutyl tin	7	UG/L	ND	ND	ND	ND
Monobutyl Tin	16	UG/L	ND	ND	ND	ND

Analyte	MDL	Units	N34-REC WATER	N34-REC WATER	N34-REC WATER
			13-MAY-2008	12-AUG-2008	07-OCT-2008
			P424766	P434992	P443394
Tributyl tin	2	UG/L	ND	ND	ND
Dibutyl tin	7	UG/L	ND	ND	ND
Monobutyl Tin	16	UG/L	ND	ND	ND

NA= Not Analyzed
ND= Not Detected

North City Water Reclamation Plant
Annual Monitoring Report

2008

Chlorinated Pesticides

Analyte	MDL	Units	N01-PS_INF	N01-PS_INF	N01-PS_INF	N01-PS_INF
			12-FEB-2008 P414462	13-MAY-2008 P424751	12-AUG-2008 P434977	07-OCT-2008 P443379
Aldrin	7	NG/L	ND	ND	ND	ND
BHC, Alpha isomer	7	NG/L	ND	ND	ND	ND
BHC, Beta isomer	3	NG/L	ND	ND	ND	ND
BHC, Delta isomer	3	NG/L	ND	ND	ND	ND
BHC, Gamma isomer	5	NG/L	ND	ND	ND	ND
Alpha (cis) Chlordane	3	NG/L	ND	ND	ND	ND
Gamma (trans) Chlordane	4	NG/L	ND	ND	ND	ND
Alpha Chlordene		NG/L	NA	NA	NA	NA
Gamma Chlordene		NG/L	NA	NA	NA	NA
Cis Nonachlor	3	NG/L	ND	ND	ND	ND
Dieldrin	3	NG/L	ND	ND	ND	ND
Endosulfan Sulfate	6	NG/L	ND	ND	ND	ND
Alpha Endosulfan	4	NG/L	ND	ND	ND	ND
Beta Endosulfan	2	NG/L	ND	ND	ND	ND
Endrin	2	NG/L	ND	ND	ND	ND
Endrin aldehyde	9	NG/L	ND	ND	ND	ND
Heptachlor	8	NG/L	ND	ND	ND	ND
Heptachlor epoxide	4	NG/L	ND	ND	ND	ND
Methoxychlor	10	NG/L	ND	ND	ND	ND
Mirex	10	NG/L	ND	ND	ND	ND
o,p-DDD	4	NG/L	ND	ND	ND	ND
o,p-DDE	5	NG/L	ND	ND	ND	ND
o,p-DDT	3	NG/L	ND	ND	ND	ND
Oxychlordane	6	NG/L	ND	ND	ND	ND
PCB 1016	4000	NG/L	ND	ND	ND	ND
PCB 1221	4000	NG/L	ND	ND	ND	ND
PCB 1232	360	NG/L	ND	ND	ND	ND
PCB 1242	4000	NG/L	ND	ND	ND	ND
PCB 1248	2000	NG/L	ND	ND	ND	ND
PCB 1254	2000	NG/L	ND	ND	ND	ND
PCB 1260	2000	NG/L	ND	ND	ND	ND
PCB 1262	930	NG/L	ND	ND	ND	ND
p,p-DDD	3	NG/L	ND	ND	ND	ND
p,p-DDE	4	NG/L	ND	ND	7	ND
p,p-DDT	8	NG/L	ND	ND	ND	ND
Toxaphene	330	NG/L	ND	ND	ND	ND
Trans Nonachlor	5	NG/L	ND	ND	ND	ND
Heptachlors	8	NG/L	0	0	0	0
Endosulfans	6	NG/L	0	0	0	0
Polychlorinated biphenyls	4000	NG/L	0	0	0	0
Chlordane + related cmpds.	6	NG/L	0	0	0	0
DDT and derivatives	8	NG/L	0	0	7	0
Hexachlorocyclohexanes	7	NG/L	0	0	0	0
Aldrin + Dieldrin	7	NG/L	0	0	0	0
Chlorinated Hydrocarbons	4000	NG/L	0	0	7	0

NA= Not Analyzed
ND= Not Detected

North City Water Reclamation Plant
Annual Monitoring Report

2008

Chlorinated Pesticides

Analyte	MDL	Units	N01-PEN	N01-PEN	N01-PEN	N10-EFF
			12-FEB-2008 P414467	13-MAY-2008 P424756	07-OCT-2008 P443384	12-FEB-2008 P414472
Aldrin	7	NG/L	ND	ND	ND	ND
BHC, Alpha isomer	7	NG/L	ND	ND	ND	ND
BHC, Beta isomer	3	NG/L	ND	ND	ND	ND
BHC, Delta isomer	3	NG/L	ND	ND	ND	ND
BHC, Gamma isomer	5	NG/L	ND	ND	ND	ND
Alpha (cis) Chlordane	3	NG/L	ND	ND	ND	ND
Gamma (trans) Chlordane	4	NG/L	ND	ND	ND	ND
Alpha Chlordene		NG/L	NA	NA	NA	NA
Gamma Chlordene		NG/L	NA	NA	NA	NA
Cis Nonachlor	3	NG/L	ND	ND	ND	ND
Dieldrin	3	NG/L	ND	ND	ND	ND
Endosulfan Sulfate	6	NG/L	ND	ND	ND	ND
Alpha Endosulfan	4	NG/L	ND	ND	ND	ND
Beta Endosulfan	2	NG/L	ND	ND	ND	ND
Endrin	2	NG/L	ND	ND	ND	ND
Endrin aldehyde	9	NG/L	ND	ND	ND	ND
Heptachlor	8	NG/L	ND	ND	ND	ND
Heptachlor epoxide	4	NG/L	ND	ND	ND	ND
Methoxychlor	10	NG/L	ND	ND	ND	ND
Mirex	10	NG/L	ND	ND	ND	ND
o,p-DDD	4	NG/L	ND	ND	44	ND
o,p-DDE	5	NG/L	ND	ND	ND	ND
o,p-DDT	3	NG/L	ND	ND	ND	ND
Oxychlordane	6	NG/L	ND	ND	ND	ND
PCB 1016	4000	NG/L	ND	ND	ND	ND
PCB 1221	4000	NG/L	ND	ND	ND	ND
PCB 1232	360	NG/L	ND	ND	ND	ND
PCB 1242	4000	NG/L	ND	ND	ND	ND
PCB 1248	2000	NG/L	ND	ND	ND	ND
PCB 1254	2000	NG/L	ND	ND	ND	ND
PCB 1260	2000	NG/L	ND	ND	ND	ND
PCB 1262	930	NG/L	ND	ND	ND	ND
p,p-DDD	3	NG/L	ND	ND	ND	ND
p,p-DDE	4	NG/L	ND	ND	ND	ND
p,p-DDT	8	NG/L	ND	ND	ND	ND
Toxaphene	330	NG/L	ND	ND	ND	ND
Trans Nonachlor	5	NG/L	ND	ND	ND	ND
Heptachlors	8	NG/L	0	0	0	0
Endosulfans	6	NG/L	0	0	0	0
Polychlorinated biphenyls	4000	NG/L	0	0	0	0
Chlordane + related cmpds.	6	NG/L	0	0	0	0
DDT and derivatives	8	NG/L	0	0	44	0
Hexachlorocyclohexanes	7	NG/L	0	0	0	0
Aldrin + Dieldrin	7	NG/L	0	0	0	0
Chlorinated Hydrocarbons	4000	NG/L	0	0	44	0

NA= Not Analyzed
ND= Not Detected

North City Water Reclamation Plant
Annual Monitoring Report

2008

Chlorinated Pesticides

Analyte	MDL	Units	N10-EFF	N10-EFF	N10-EFF	N34-REC WATER
			13-MAY-2008 P424761	12-AUG-2008 P434987	07-OCT-2008 P443389	12-FEB-2008 P414477
Aldrin	7	NG/L	ND	ND	ND	ND
BHC, Alpha isomer	7	NG/L	ND	ND	ND	ND
BHC, Beta isomer	3	NG/L	ND	ND	ND	ND
BHC, Delta isomer	3	NG/L	ND	ND	ND	ND
BHC, Gamma isomer	5	NG/L	ND	ND	ND	ND
Alpha (cis) Chlordane	3	NG/L	ND	ND	ND	ND
Gamma (trans) Chlordane	4	NG/L	ND	ND	ND	ND
Alpha Chlordene		NG/L	NA	NA	NA	NA
Gamma Chlordene		NG/L	NA	NA	NA	NA
Cis Nonachlor	3	NG/L	ND	ND	ND	ND
Dieldrin	3	NG/L	ND	ND	ND	ND
Endosulfan Sulfate	6	NG/L	ND	ND	ND	ND
Alpha Endosulfan	4	NG/L	ND	ND	ND	ND
Beta Endosulfan	2	NG/L	ND	ND	ND	ND
Endrin	2	NG/L	ND	ND	ND	ND
Endrin aldehyde	9	NG/L	ND	ND	ND	ND
Heptachlor	8	NG/L	ND	ND	ND	ND
Heptachlor epoxide	4	NG/L	ND	ND	ND	ND
Methoxychlor	10	NG/L	ND	ND	ND	ND
Mirex	10	NG/L	ND	ND	ND	ND
o,p-DDD	4	NG/L	ND	ND	ND	ND
o,p-DDE	5	NG/L	ND	ND	ND	ND
o,p-DDT	3	NG/L	ND	ND	ND	ND
Oxychlordane	6	NG/L	ND	ND	ND	ND
PCB 1016	4000	NG/L	ND	ND	ND	ND
PCB 1221	4000	NG/L	ND	ND	ND	ND
PCB 1232	360	NG/L	ND	ND	ND	ND
PCB 1242	4000	NG/L	ND	ND	ND	ND
PCB 1248	2000	NG/L	ND	ND	ND	ND
PCB 1254	2000	NG/L	ND	ND	ND	ND
PCB 1260	2000	NG/L	ND	ND	ND	ND
PCB 1262	930	NG/L	ND	ND	ND	ND
p,p-DDD	3	NG/L	ND	ND	ND	ND
p,p-DDE	4	NG/L	ND	ND	ND	ND
p,p-DDT	8	NG/L	ND	ND	ND	ND
Toxaphene	330	NG/L	ND	ND	ND	ND
Trans Nonachlor	5	NG/L	ND	ND	ND	ND
Heptachlors	8	NG/L	0	0	0	0
Endosulfans	6	NG/L	0	0	0	0
Polychlorinated biphenyls	4000	NG/L	0	0	0	0
Chlordane + related cmpds.	6	NG/L	0	0	0	0
DDT and derivatives	8	NG/L	0	0	0	0
Hexachlorocyclohexanes	7	NG/L	0	0	0	0
Aldrin + Dieldrin	7	NG/L	0	0	0	0
Chlorinated Hydrocarbons	4000	NG/L	0	0	0	0

NA= Not Analyzed
ND= Not Detected

North City Water Reclamation Plant
Annual Monitoring Report

2008

Chlorinated Pesticides

Analyte	MDL	Units	N34-REC WATER	N34-REC WATER	N34-REC WATER
			13-MAY-2008 P424766	12-AUG-2008 P434992	07-OCT-2008 P443394
Aldrin	7	NG/L	ND	ND	ND
BHC, Alpha isomer	7	NG/L	ND	ND	ND
BHC, Beta isomer	3	NG/L	ND	ND	ND
BHC, Delta isomer	3	NG/L	ND	ND	ND
BHC, Gamma isomer	5	NG/L	ND	ND	ND
Alpha (cis) Chlordane	3	NG/L	ND	ND	ND
Gamma (trans) Chlordane	4	NG/L	ND	ND	ND
Alpha Chlordene		NG/L	NA	NA	NA
Gamma Chlordene		NG/L	NA	NA	NA
Cis Nonachlor	3	NG/L	ND	ND	ND
Dieldrin	3	NG/L	ND	ND	ND
Endosulfan Sulfate	6	NG/L	ND	ND	ND
Alpha Endosulfan	4	NG/L	ND	ND	ND
Beta Endosulfan	2	NG/L	ND	ND	ND
Endrin	2	NG/L	ND	ND	ND
Endrin aldehyde	9	NG/L	ND	ND	ND
Heptachlor	8	NG/L	ND	ND	ND
Heptachlor epoxide	4	NG/L	ND	ND	ND
Methoxychlor	10	NG/L	ND	ND	ND
Mirex	10	NG/L	ND	ND	ND
o,p-DDD	4	NG/L	ND	ND	ND
o,p-DDE	5	NG/L	ND	ND	ND
o,p-DDT	3	NG/L	ND	ND	ND
Oxychlordane	6	NG/L	ND	ND	ND
PCB 1016	4000	NG/L	ND	ND	ND
PCB 1221	4000	NG/L	ND	ND	ND
PCB 1232	360	NG/L	ND	ND	ND
PCB 1242	4000	NG/L	ND	ND	ND
PCB 1248	2000	NG/L	ND	ND	ND
PCB 1254	2000	NG/L	ND	ND	ND
PCB 1260	2000	NG/L	ND	ND	ND
PCB 1262	930	NG/L	ND	ND	ND
p,p-DDD	3	NG/L	ND	ND	ND
p,p-DDE	4	NG/L	ND	ND	ND
p,p-DDT	8	NG/L	ND	ND	ND
Toxaphene	330	NG/L	ND	ND	ND
Trans Nonachlor	5	NG/L	ND	ND	ND
Heptachlors	8	NG/L	0	0	0
Endosulfans	6	NG/L	0	0	0
Polychlorinated biphenyls	4000	NG/L	0	0	0
Chlordane + related cmpds.	6	NG/L	0	0	0
DDT and derivatives	8	NG/L	0	0	0
Hexachlorocyclohexanes	7	NG/L	0	0	0
Aldrin + Dieldrin	7	NG/L	0	0	0
Chlorinated Hydrocarbons	4000	NG/L	0	0	0

NA= Not Analyzed
ND= Not Detected

North City Water Reclamation Plant
Annual Monitoring Report

2008

Base/Neutral Compounds

Analyte	MDL	Units	N01-PS_INF	N01-PS_INF	N01-PS_INF	N01-PS_INF
			12-Feb-08 P414462	13-May-08 P424751	12-Aug-08 P434977	7-Oct-08 P443379
1,2,4-trichlorobenzene	1.44	UG/L	ND	ND	ND	ND
1,2-diphenylhydrazine	2.49	UG/L	ND	ND	ND	ND
2,4-dinitrotoluene	1.49	UG/L	ND	ND	ND	ND
2,6-dinitrotoluene	1.93	UG/L	ND	ND	ND	ND
Dibenzo(A,H)anthracene	6.19	UG/L	ND	ND	ND	ND
Diethyl phthalate	6.97	UG/L	ND	ND	ND	3.2
Dimethyl phthalate	3.26	UG/L	ND	ND	ND	ND
Di-n-butyl phthalate	6.49	UG/L	ND	ND	ND	ND
Di-n-octyl phthalate	8.59	UG/L	ND	ND	ND	ND
2-chloronaphthalene	2.41	UG/L	ND	ND	ND	ND
3,3-dichlorobenzidine	2.44	UG/L	ND	ND	ND	ND
3,4-benzo(B)fluoranthene	6.63	UG/L	ND	ND	ND	ND
4-bromophenyl phenyl ether	4.04	UG/L	ND	ND	ND	ND
4-chlorophenyl phenyl ether	3.62	UG/L	ND	ND	ND	ND
Hexachloroethane	3.55	UG/L	ND	ND	ND	ND
Hexachlorobenzene	4.8	UG/L	ND	ND	ND	ND
Hexachlorobutadiene	2.87	UG/L	ND	ND	ND	ND
Hexachlorocyclopentadiene	1.25	UG/L	ND	ND	ND	ND
Acenaphthene	2.2	UG/L	ND	ND	ND	ND
Acenaphthylene	2.02	UG/L	ND	ND	ND	ND
Anthracene	4.04	UG/L	ND	ND	ND	ND
Bis-(2-chloroisopropyl) ether	8.95	UG/L	ND	ND	ND	ND
Bis-(2-ethylhexyl) phthalate	10.43	UG/L	ND	14.1	20.9	ND
Benzidine	1.52	UG/L	ND	ND	ND	ND
Benzo[A]anthracene	7.68	UG/L	ND	ND	ND	ND
Benzo[A]pyrene	6.53	UG/L	ND	ND	ND	ND
Benzo[G,H,I]perylene	6.5	UG/L	ND	ND	ND	ND
Benzo[K]fluoranthene	7.36	UG/L	ND	ND	ND	ND
bis(2-chloroethoxy)methane	1.57	UG/L	ND	ND	ND	ND
bis(2-chloroethyl) ether	2.62	UG/L	ND	ND	ND	ND
Butyl benzyl phthalate	4.77	UG/L	ND	ND	ND	ND
Chrysene	7.49	UG/L	ND	ND	ND	ND
Fluoranthene	6.9	UG/L	ND	ND	ND	ND
Fluorene	2.43	UG/L	ND	ND	ND	ND
Indeno(1,2,3-CD)pyrene	6.27	UG/L	ND	ND	ND	ND
Isophorone	1.93	UG/L	ND	ND	ND	ND
Naphthalene	1.52	UG/L	ND	ND	ND	ND
Nitrobenzene	1.52	UG/L	ND	ND	ND	ND
N-nitrosodimethylamine	2.01	UG/L	ND	ND	ND	ND
N-nitrosodiphenylamine	2.96	UG/L	ND	ND	ND	ND
N-nitrosodi-n-propylamine	1.63	UG/L	ND	ND	ND	ND
Phenanthrene	4.15	UG/L	ND	ND	ND	ND
Pyrene	5.19	UG/L	ND	ND	ND	ND
Polynuc. Aromatic Hydrocarbons		UG/L	0	0	0	0
Total Dichlorobenzenes		UG/L	0	1.2	0	0
Base/Neutral Compounds		UG/L	0	14.1	20.9	3.2
1-methylnaphthalene	2.18	UG/L	ND	ND	ND	ND
2-methylnaphthalene	2.25	UG/L	ND	ND	ND	ND
2,6-dimethylnaphthalene	3.31	UG/L	ND	ND	ND	ND
2,3,5-trimethylnaphthalene	4.4	UG/L	ND	ND	ND	ND
1-methylphenanthrene	6.29	UG/L	ND	ND	ND	ND
Benzo[e]pyrene	7.67	UG/L	ND	ND	ND	ND
Perylene	6.61	UG/L	ND	ND	ND	ND
Biphenyl	2.43	UG/L	ND	ND	ND	ND
Pyridine	3.55	UG/L	ND	ND	ND	ND

NA= Not Analyzed
ND= Not Detected

North City Water Reclamation Plant
Annual Monitoring Report

2008

Base/Neutral Compounds

Analyte	MDL	Units	N01-PEN	N01-PEN	N01-PEN
			12-Feb-08 P414467	13-May-08 P424756	07-Oct-08 P443384
1,2,4-trichlorobenzene	1.44	UG/L	ND	ND	ND
1,2-diphenylhydrazine	2.49	UG/L	ND	ND	ND
2,4-dinitrotoluene	1.49	UG/L	ND	ND	ND
2,6-dinitrotoluene	1.93	UG/L	ND	ND	ND
Dibenzo(A,H)anthracene	6.19	UG/L	ND	ND	ND
Diethyl phthalate	6.97	UG/L	ND	ND	ND
Dimethyl phthalate	3.26	UG/L	ND	ND	ND
Di-n-butyl phthalate	6.49	UG/L	ND	ND	ND
Di-n-octyl phthalate	8.59	UG/L	ND	ND	ND
2-chloronaphthalene	2.41	UG/L	ND	ND	ND
3,3-dichlorobenzidine	2.44	UG/L	ND	ND	ND
3,4-benzo(B)fluoranthene	6.63	UG/L	ND	ND	ND
4-bromophenyl phenyl ether	4.04	UG/L	ND	ND	ND
4-chlorophenyl phenyl ether	3.62	UG/L	ND	ND	ND
Hexachloroethane	3.55	UG/L	ND	ND	ND
Hexachlorobenzene	4.8	UG/L	ND	ND	ND
Hexachlorobutadiene	2.87	UG/L	ND	ND	ND
Hexachlorocyclopentadiene	1.25	UG/L	ND	ND	ND
Acenaphthene	2.2	UG/L	ND	ND	ND
Acenaphthylene	2.02	UG/L	ND	ND	ND
Anthracene	4.04	UG/L	ND	ND	ND
Bis-(2-chloroisopropyl) ether	8.95	UG/L	ND	ND	ND
Bis-(2-ethylhexyl) phthalate	10.43	UG/L	13.9	ND	18.3
Benzidine	1.52	UG/L	ND	ND	ND
Benzo[A]anthracene	7.68	UG/L	ND	ND	ND
Benzo[A]pyrene	6.53	UG/L	ND	ND	ND
Benzo[G,H,I]perylene	6.5	UG/L	ND	ND	ND
Benzo[K]fluoranthene	7.36	UG/L	ND	ND	ND
bis(2-chloroethoxy)methane	1.57	UG/L	ND	ND	ND
bis(2-chloroethyl) ether	2.62	UG/L	ND	ND	ND
Butyl benzyl phthalate	4.77	UG/L	ND	ND	3.6
Chrysene	7.49	UG/L	ND	ND	ND
Fluoranthene	6.9	UG/L	ND	ND	ND
Fluorene	2.43	UG/L	ND	ND	ND
Indeno(1,2,3-CD)pyrene	6.27	UG/L	ND	ND	ND
Isophorone	1.93	UG/L	ND	ND	ND
Naphthalene	1.52	UG/L	ND	ND	ND
Nitrobenzene	1.52	UG/L	ND	ND	ND
N-nitrosodimethylamine	2.01	UG/L	ND	ND	ND
N-nitrosodiphenylamine	2.96	UG/L	ND	ND	ND
N-nitrosodi-n-propylamine	1.63	UG/L	ND	ND	ND
Phenanthrene	4.15	UG/L	ND	ND	ND
Pyrene	5.19	UG/L	ND	ND	ND
Polynuc. Aromatic Hydrocarbons		UG/L	0	0	0
Total Dichlorobenzenes		UG/L	0	1.5	0
Base/Neutral Compounds		UG/L	13.9	1.2	21.9
1-methylnaphthalene	2.18	UG/L	ND	ND	ND
2-methylnaphthalene	2.25	UG/L	ND	ND	ND
2,6-dimethylnaphthalene	3.31	UG/L	ND	ND	ND
2,3,5-trimethylnaphthalene	4.4	UG/L	ND	ND	ND
1-methylphenanthrene	6.29	UG/L	ND	ND	ND
Benzo[e]pyrene	7.67	UG/L	ND	ND	ND
Perylene	6.61	UG/L	ND	ND	ND
Biphenyl	2.43	UG/L	ND	ND	ND
Pyridine	3.55	UG/L	ND	ND	ND

Note: N01-PEN was off line during 3rd quarter sampling
 NA= Not Analyzed
 ND= Not Detected

North City Water Reclamation Plant
Annual Monitoring Report

2008

Base/Neutral Compounds

Analyte	MDL	Units	N10-EFF	N10-EFF	N10-EFF	N10-EFF
			12-Feb-08 P414472	13-May-08 P424761	12-Aug-08 P434987	07-Oct-08 P443389
1,2,4-trichlorobenzene	1.44	UG/L	ND	ND	ND	ND
1,2-diphenylhydrazine	2.49	UG/L	ND	ND	ND	ND
2,4-dinitrotoluene	1.49	UG/L	ND	ND	ND	ND
2,6-dinitrotoluene	1.93	UG/L	ND	ND	ND	ND
Dibenzo(A,H)anthracene	6.19	UG/L	ND	ND	ND	ND
Diethyl phthalate	6.97	UG/L	ND	ND	ND	ND
Dimethyl phthalate	3.26	UG/L	ND	ND	ND	ND
Di-n-butyl phthalate	6.49	UG/L	ND	ND	ND	ND
Di-n-octyl phthalate	8.59	UG/L	ND	ND	ND	ND
2-chloronaphthalene	2.41	UG/L	ND	ND	ND	ND
3,3-dichlorobenzidine	2.44	UG/L	ND	ND	ND	ND
3,4-benzo(B)fluoranthene	6.63	UG/L	ND	ND	ND	ND
4-bromophenyl phenyl ether	4.04	UG/L	ND	ND	ND	ND
4-chlorophenyl phenyl ether	3.62	UG/L	ND	ND	ND	ND
Hexachloroethane	3.55	UG/L	ND	ND	ND	ND
Hexachlorobenzene	4.8	UG/L	ND	ND	ND	ND
Hexachlorobutadiene	2.87	UG/L	ND	ND	ND	ND
Hexachlorocyclopentadiene	1.25	UG/L	ND	ND	ND	ND
Acenaphthene	2.2	UG/L	ND	ND	ND	ND
Acenaphthylene	2.02	UG/L	ND	ND	ND	ND
Anthracene	4.04	UG/L	ND	ND	ND	ND
Bis-(2-chloroisopropyl) ether	8.95	UG/L	ND	ND	ND	ND
Bis-(2-ethylhexyl) phthalate	10.43	UG/L	13.2	ND	11.0	19.0
Benzidine	1.52	UG/L	ND	ND	ND	ND
Benzo[A]anthracene	7.68	UG/L	ND	ND	ND	ND
Benzo[A]pyrene	6.53	UG/L	ND	ND	ND	ND
Benzo[G,H,I]perylene	6.5	UG/L	ND	ND	ND	ND
Benzo[K]fluoranthene	7.36	UG/L	ND	ND	ND	ND
bis(2-chloroethoxy)methane	1.57	UG/L	ND	ND	ND	ND
bis(2-chloroethyl) ether	2.62	UG/L	ND	ND	ND	ND
Butyl benzyl phthalate	4.77	UG/L	ND	ND	ND	ND
Chrysene	7.49	UG/L	ND	ND	ND	ND
Fluoranthene	6.9	UG/L	ND	ND	ND	ND
Fluorene	2.43	UG/L	ND	ND	ND	ND
Indeno(1,2,3-CD)pyrene	6.27	UG/L	ND	ND	ND	ND
Isophorone	1.93	UG/L	ND	ND	ND	ND
Naphthalene	1.52	UG/L	ND	ND	ND	ND
Nitrobenzene	1.52	UG/L	ND	ND	ND	ND
N-nitrosodimethylamine	2.01	UG/L	ND	ND	ND	ND
N-nitrosodiphenylamine	2.96	UG/L	ND	ND	ND	ND
N-nitrosodi-n-propylamine	1.63	UG/L	ND	ND	ND	ND
Phenanthrene	4.15	UG/L	ND	ND	ND	ND
Pyrene	5.19	UG/L	ND	ND	ND	ND
=====						
Polynuc. Aromatic Hydrocarbons		UG/L	0	0	0	0
Total Dichlorobenzenes		UG/L	0	0.4	0	0
=====						
Base/Neutral Compounds		UG/L	13.2	0.4	11	19
=====						
1-methylnaphthalene	2.18	UG/L	ND	ND	ND	ND
2-methylnaphthalene	2.25	UG/L	ND	ND	ND	ND
2,6-dimethylnaphthalene	3.31	UG/L	ND	ND	ND	ND
2,3,5-trimethylnaphthalene	4.4	UG/L	ND	ND	ND	ND
1-methylphenanthrene	6.29	UG/L	ND	ND	ND	ND
Benzo[e]pyrene	7.67	UG/L	ND	ND	ND	ND
Perylene	6.61	UG/L	ND	ND	ND	ND
Biphenyl	2.43	UG/L	ND	ND	ND	ND
Pyridine	3.55	UG/L	ND	ND	ND	ND

NA= Not Analyzed
ND= Not Detected

North City Water Reclamation Plant
Annual Monitoring Report

2008

Base/Neutral Compounds

Analyte	MDL	Units	N34-REC WATER	N34-REC WATER	N34-REC WATER	N34-REC WATER
			12-Feb-08 P414477	13-May-08 P424769	12-Aug-08 P434992	7-Oct-08 P443394
1,2,4-trichlorobenzene	1.44	UG/L	ND	ND	ND	ND
1,2-diphenylhydrazine	2.49	UG/L	ND	ND	ND	ND
2,4-dinitrotoluene	1.49	UG/L	ND	ND	ND	ND
2,6-dinitrotoluene	1.93	UG/L	ND	ND	ND	ND
Dibenzo(A,H)anthracene	6.19	UG/L	ND	ND	ND	ND
Diethyl phthalate	6.97	UG/L	ND	ND	ND	ND
Dimethyl phthalate	3.26	UG/L	ND	ND	ND	ND
Di-n-butyl phthalate	6.49	UG/L	ND	ND	ND	ND
Di-n-octyl phthalate	8.59	UG/L	ND	ND	ND	ND
2-chloronaphthalene	2.41	UG/L	ND	ND	ND	ND
3,3-dichlorobenzidine	2.44	UG/L	ND	ND	ND	ND
3,4-benzo(B)fluoranthene	6.63	UG/L	ND	ND	ND	ND
4-bromophenyl phenyl ether	4.04	UG/L	ND	ND	ND	ND
4-chlorophenyl phenyl ether	3.62	UG/L	ND	ND	ND	ND
Hexachloroethane	3.55	UG/L	ND	ND	ND	ND
Hexachlorobenzene	4.8	UG/L	ND	ND	ND	ND
Hexachlorobutadiene	2.87	UG/L	ND	ND	ND	ND
Hexachlorocyclopentadiene	1.25	UG/L	ND	ND	ND	ND
Acenaphthene	2.2	UG/L	ND	ND	ND	ND
Acenaphthylene	2.02	UG/L	ND	ND	ND	ND
Anthracene	4.04	UG/L	ND	ND	ND	ND
Bis-(2-chloroisopropyl) ether	8.95	UG/L	ND	ND	ND	ND
Bis-(2-ethylhexyl) phthalate	10.43	UG/L	36.8	16	41.8	ND
Benzidine	1.52	UG/L	ND	ND	ND	ND
Benzo[A]anthracene	7.68	UG/L	ND	ND	ND	ND
Benzo[A]pyrene	6.53	UG/L	ND	ND	ND	ND
Benzo[G,H,I]perylene	6.5	UG/L	ND	ND	ND	ND
Benzo[K]fluoranthene	7.36	UG/L	ND	ND	ND	ND
bis(2-chloroethoxy)methane	1.57	UG/L	ND	ND	ND	ND
bis(2-chloroethyl) ether	2.62	UG/L	ND	ND	ND	ND
Butyl benzyl phthalate	4.77	UG/L	ND	ND	ND	ND
Chrysene	7.49	UG/L	ND	ND	ND	ND
Fluoranthene	6.9	UG/L	ND	ND	ND	ND
Fluorene	2.43	UG/L	ND	ND	ND	ND
Indeno(1,2,3-CD)pyrene	6.27	UG/L	ND	ND	ND	ND
Isophorone	1.93	UG/L	ND	ND	ND	ND
Naphthalene	1.52	UG/L	ND	ND	ND	ND
Nitrobenzene	1.52	UG/L	ND	ND	ND	ND
N-nitrosodimethylamine	2.01	UG/L	ND	ND	ND	ND
N-nitrosodiphenylamine	2.96	UG/L	ND	ND	ND	ND
N-nitrosodi-n-propylamine	1.63	UG/L	ND	ND	ND	ND
Phenanthrene	4.15	UG/L	ND	ND	ND	ND
Pyrene	5.19	UG/L	ND	ND	ND	ND
Polynuc. Aromatic Hydrocarbons		UG/L	0	0	0	0
Total Dichlorobenzenes		UG/L	0	0	0	0
Base/Neutral Compounds		UG/L	36.8	16	41.8	0
1-methylnaphthalene	2.18	UG/L	ND	ND	ND	ND
2-methylnaphthalene	2.25	UG/L	ND	ND	ND	ND
2,6-dimethylnaphthalene	3.31	UG/L	ND	ND	ND	ND
2,3,5-trimethylnaphthalene	4.4	UG/L	ND	ND	ND	ND
1-methylphenanthrene	6.29	UG/L	ND	ND	ND	ND
Benzo[e]pyrene	7.67	UG/L	ND	ND	ND	ND
Perylene	6.61	UG/L	ND	ND	ND	ND
Biphenyl	2.43	UG/L	ND	ND	ND	ND
Pyridine	3.55	UG/L	ND	ND	ND	ND

NA= Not Analyzed
ND= Not Detected

North City Water Reclamation Plant
Annual Monitoring Report

2008

Organophosphorous Pesticides

Analyte	MDL Units	N01-PS_INF	N01-PS_INF	N01-PEN	N01-PEN
		13-MAY-2008 P424751	07-OCT-2008 P443379	13-MAY-2008 P424756	07-OCT-2008 P443384
Demeton O	.15 UG/L	ND	ND	ND	ND
Demeton S	.08 UG/L	ND	ND	ND	ND
Diazinon	.03 UG/L	ND	ND	ND	ND
Guthion	.15 UG/L	ND	ND	ND	ND
Malathion	.03 UG/L	ND	ND	ND	ND
Parathion	.03 UG/L	ND	ND	ND	ND
Thiophosphorus Pesticides	.15 UG/L	0.000	0.000	0.000	0.000
Demeton -O, -S	.15 UG/L	0.000	0.000	0.000	0.000
Total Organophosphorus Pesticides	.3 UG/L	0.000	0.000	0.000	0.000
Tetraethylpyrophosphate	UG/L	NA	NA	NA	NA
Dichlorvos	.05 UG/L	ND	ND	ND	ND
Dibrom	.2 UG/L	ND	ND	ND	ND
Ethoprop	.04 UG/L	ND	ND	ND	ND
Phorate	.04 UG/L	ND	ND	ND	ND
Sulfotepp	.04 UG/L	ND	ND	ND	ND
Disulfoton	.02 UG/L	ND	ND	ND	ND
Monocrotophos	UG/L	NA	NA	NA	NA
Dimethoate	.04 UG/L	ND	ND	ND	ND
Ronnel	.03 UG/L	ND	ND	ND	ND
Trichloronate	.04 UG/L	ND	ND	ND	ND
Merphos	.09 UG/L	ND	ND	ND	ND
Dichlofenthion	.03 UG/L	ND	ND	ND	ND
Tokuthion	.06 UG/L	ND	ND	ND	ND
Stirophos	.03 UG/L	ND	ND	ND	ND
Bolstar	.07 UG/L	ND	ND	ND	ND
Fensulfothion	.07 UG/L	ND	ND	ND	ND
EPN	.09 UG/L	ND	ND	ND	ND
Coumaphos	.15 UG/L	ND	ND	ND	ND
Mevinphos, e isomer	.05 UG/L	ND	ND	ND	ND
Mevinphos, z isomer	.3 UG/L	ND	ND	ND	ND
Chlorpyrifos	.03 UG/L	ND	ND	ND	ND

NA= Not Analyzed
ND= Not Detected

North City Water Reclamation Plant
Annual Monitoring Report

2008

Organophosphorous Pesticides

Analyte	MDL Units	N10-EFF	N10-EFF	N34-REC WATER	N34-REC WATER
		13-MAY-2008 P424761	07-OCT-2008 P443389	13-MAY-2008 P424766	07-OCT-2008 P443394
Demeton O	.15 UG/L	ND	ND	ND	ND
Demeton S	.08 UG/L	ND	ND	ND	ND
Diazinon	.03 UG/L	ND	ND	ND	ND
Guthion	.15 UG/L	ND	ND	ND	ND
Malathion	.03 UG/L	ND	ND	ND	ND
Parathion	.03 UG/L	ND	ND	ND	ND
Thiophosphorus Pesticides	.15 UG/L	0.000	0.000	0.000	0.000
Demeton -O, -S	.15 UG/L	0.000	0.000	0.000	0.000
Total Organophosphorus Pesticides	.3 UG/L	0.000	0.000	0.000	0.000
Tetraethylpyrophosphate	UG/L	NA	NA	NA	NA
Dichlorvos	.05 UG/L	ND	ND	ND	ND
Dibrom	.2 UG/L	ND	ND	ND	ND
Ethoprop	.04 UG/L	ND	ND	ND	ND
Phorate	.04 UG/L	ND	ND	ND	ND
Sulfotepp	.04 UG/L	ND	ND	ND	ND
Disulfoton	.02 UG/L	ND	ND	ND	ND
Monocrotophos	UG/L	NA	NA	NA	NA
Dimethoate	.04 UG/L	ND	ND	ND	ND
Ronnel	.03 UG/L	ND	ND	ND	ND
Trichloronate	.04 UG/L	ND	ND	ND	ND
Merphos	.09 UG/L	ND	ND	ND	ND
Dichlofenthion	.03 UG/L	ND	ND	ND	ND
Tokuthion	.06 UG/L	ND	ND	ND	ND
Stirophos	.03 UG/L	ND	ND	ND	ND
Bolstar	.07 UG/L	ND	ND	ND	ND
Fensulfothion	.07 UG/L	ND	ND	ND	ND
EPN	.09 UG/L	ND	ND	ND	ND
Coumaphos	.15 UG/L	ND	ND	ND	ND
Mevinphos, e isomer	.05 UG/L	ND	ND	ND	ND
Mevinphos, z isomer	.3 UG/L	ND	ND	ND	ND
Chlorpyrifos	.03 UG/L	ND	ND	ND	ND

NA= Not Analyzed
ND= Not Detected

North City Water Reclamation Plant
Annual Monitoring Report

2008

Phenolic Compounds

Analyte	MDL	Units	N01-PS_INF	N01-PS_INF	N01-PS_INF	N01-PS_INF
			12-FEB-2008	13-MAY-2008	12-AUG-2008	07-OCT-2008
			P414462	P424751	P434977	P443379
2,4,6-trichlorophenol	1.75	UG/L	ND	ND	ND	ND
2,4-dichlorophenol	1.95	UG/L	ND	ND	ND	ND
2,4-dimethylphenol	2.01	UG/L	ND	ND	ND	ND
2,4-dinitrophenol	6.07	UG/L	ND	ND	ND	ND
2-methyl-4,6-dinitrophenol	4.29	UG/L	ND	ND	ND	ND
2-chlorophenol	1.76	UG/L	ND	ND	ND	ND
2-nitrophenol	1.88	UG/L	ND	ND	ND	ND
4-chloro-3-methylphenol	1.67	UG/L	ND	ND	ND	ND
4-nitrophenol	3.17	UG/L	ND	ND	ND	ND
Pentachlorophenol	5.87	UG/L	ND	ND	ND	ND
Phenol	2.53	UG/L	24.7	23.9	4.0	29.1
Total Non-Chlorinated Phenols			24.7	23.9	4.0	29.1
Total Chlorinated Phenols			0.00	0.00	0.00	0.00
Phenols			24.7	23.9	4.0	29.1

Additional analytes determined

Analyte	MDL	Units	N01-PS_INF	N01-PS_INF	N01-PS_INF	N01-PS_INF
			12-FEB-2008	13-MAY-2008	12-AUG-2008	07-OCT-2008
			P414462	P424751	P434977	P443379
2-methylphenol	2.15	UG/L	ND	ND	ND	ND
3-methylphenol(4-MP is unresolved)	4.4	UG/L	NA	NA	NA	NA
4-methylphenol(3-MP is unresolved)	4.22	UG/L	64.0	58.9	7.50	52.9
2,4,5-trichlorophenol	1.66	UG/L	ND	ND	ND	ND

Analyte	MDL	Units	N01-PEN	N01-PEN	N01-PEN	N10-EFF
			12-FEB-2008	13-MAY-2008	07-OCT-2008	12-FEB-2008
			P414467	P424756	P443384	P414472
2,4,6-trichlorophenol	1.75	UG/L	ND	ND	ND	ND
2,4-dichlorophenol	1.95	UG/L	ND	ND	ND	ND
2,4-dimethylphenol	2.01	UG/L	ND	ND	ND	ND
2,4-dinitrophenol	6.07	UG/L	ND	ND	ND	ND
2-methyl-4,6-dinitrophenol	4.29	UG/L	ND	ND	ND	ND
2-chlorophenol	1.76	UG/L	ND	ND	ND	ND
2-nitrophenol	1.88	UG/L	ND	ND	ND	ND
4-chloro-3-methylphenol	1.67	UG/L	ND	ND	ND	ND
4-nitrophenol	3.17	UG/L	ND	ND	ND	ND
Pentachlorophenol	5.87	UG/L	ND	ND	ND	ND
Phenol	2.53	UG/L	10.6	14.9	9.90	18.6
Total Non-Chlorinated Phenols			10.6	14.9	9.90	18.6
Total Chlorinated Phenols			0.00	0.00	0.00	0.00
Phenols			10.6	14.9	9.90	18.6

Additional analytes determined

Analyte	MDL	Units	N01-PEN	N01-PEN	N01-PEN	N10-EFF
			12-FEB-2008	13-MAY-2008	07-OCT-2008	12-FEB-2008
			P414467	P424756	P443384	P414472
2-methylphenol	2.15	UG/L	ND	ND	ND	ND
3-methylphenol(4-MP is unresolved)	4.4	UG/L	NA	NA	NA	NA
4-methylphenol(3-MP is unresolved)	4.22	UG/L	32.5	33.8	18.8	44.5
2,4,5-trichlorophenol	1.66	UG/L	ND	ND	ND	ND

ND= not detected
NA= not analyzed
NS= not sampled

North City Water Reclamation Plant
Annual Monitoring Report

2008

Phenolic Compounds

Analyte	MDL	Units	N10-EFF	N10-EFF	N10-EFF	N34-REC WATER
			13-MAY-2008	12-AUG-2008	07-OCT-2008	12-FEB-2008
			P424761	P434987	P443389	P414477
2,4,6-trichlorophenol	1.75	UG/L	ND	ND	ND	ND
2,4-dichlorophenol	1.95	UG/L	ND	ND	ND	ND
2,4-dimethylphenol	2.01	UG/L	ND	ND	ND	ND
2,4-dinitrophenol	6.07	UG/L	ND	ND	ND	ND
2-methyl-4,6-dinitrophenol	4.29	UG/L	ND	ND	ND	ND
2-chlorophenol	1.76	UG/L	ND	ND	ND	ND
2-nitrophenol	1.88	UG/L	ND	ND	ND	ND
4-chloro-3-methylphenol	1.67	UG/L	ND	ND	ND	ND
4-nitrophenol	3.17	UG/L	ND	ND	ND	ND
Pentachlorophenol	5.87	UG/L	ND	ND	ND	ND
Phenol	2.53	UG/L	21.6	3.30	ND	ND
Total Non-Chlorinated Phenols	6.07	UG/L	21.6	3.30	0.00	0.00
Total Chlorinated Phenols	5.87	UG/L	0.00	0.00	0.00	0.00
Phenols	6.07	UG/L	21.6	3.30	0.00	0.00

Additional analytes determined

Analyte	MDL	Units	N10-EFF	N10-EFF	N10-EFF	N34-REC WATER
			13-MAY-2008	12-AUG-2008	07-OCT-2008	12-FEB-2008
			P424761	P434987	P443389	P414477
2-methylphenol	2.15	UG/L	ND	ND	ND	ND
3-methylphenol(4-MP is unresolved)	4.4	UG/L	NA	NA	NA	NA
4-methylphenol(3-MP is unresolved)	4.22	UG/L	49.2	5.40	24.5	ND
2,4,5-trichlorophenol	1.66	UG/L	ND	ND	ND	ND

Analyte	MDL	Units	N34-REC WATER	N34-REC WATER	N34-REC WATER
			13-MAY-2008	12-AUG-2008	07-OCT-2008
			P424766	P434992	P443394
2,4,6-trichlorophenol	1.75	UG/L	ND	ND	ND
2,4-dichlorophenol	1.95	UG/L	ND	ND	ND
2,4-dimethylphenol	2.01	UG/L	ND	ND	ND
2,4-dinitrophenol	6.07	UG/L	ND	ND	ND
2-methyl-4,6-dinitrophenol	4.29	UG/L	ND	ND	ND
2-chlorophenol	1.76	UG/L	ND	ND	ND
2-nitrophenol	1.88	UG/L	ND	ND	ND
4-chloro-3-methylphenol	1.67	UG/L	ND	ND	ND
4-nitrophenol	3.17	UG/L	ND	ND	ND
Pentachlorophenol	5.87	UG/L	ND	ND	ND
Phenol	2.53	UG/L	ND	ND	ND
Total Non-Chlorinated Phenols	6.07	UG/L	0.00	0.00	0.00
Total Chlorinated Phenols	5.87	UG/L	0.00	0.00	0.00
Phenols	6.07	UG/L	0.00	0.00	0.00

Additional analytes determined

Analyte	MDL	Units	N34-REC WATER	N34-REC WATER	N34-REC WATER
			13-MAY-2008	12-AUG-2008	07-OCT-2008
			P424766	P434992	P443394
2-methylphenol	2.15	UG/L	ND	ND	ND
3-methylphenol(4-MP is unresolved)	4.4	UG/L	NA	NA	NA
4-methylphenol(3-MP is unresolved)	4.22	UG/L	ND	ND	ND
2,4,5-trichlorophenol	1.66	UG/L	ND	ND	ND

ND= not detected
NA= not analyzed
NS= not sampled

North City Water Reclamation Plant
Annual Monitoring Report

2008

Purgeable Compounds

Analyte	MDL	Units	N01-PS_INF	N01-PS_INF	N01-PS_INF	N01-PS_INF
			13-FEB-2008	14-MAY-2008	12-AUG-2008	07-OCT-2008
			P414465	P424754	P434980	P443382
Chloromethane	1	UG/L	ND	ND	ND	ND
Bromomethane	1	UG/L	ND	ND	ND	ND
Vinyl chloride	1	UG/L	ND	ND	ND	ND
Chloroethane	1	UG/L	ND	ND	ND	ND
1,1-dichloroethane	1	UG/L	ND	ND	ND	ND
Trichlorofluoromethane	1	UG/L	ND	ND	ND	ND
Methylene chloride	1	UG/L	1.9	1.48*	1.5	51.3
1,1-dichloroethene	1	UG/L	ND	ND	ND	ND
trans-1,2-dichloroethene	1	UG/L	ND	ND	ND	ND
Chloroform	1	UG/L	4.1	1.8	2.0	1.3
1,2-dichloroethane	1	UG/L	ND	ND	ND	ND
1,1,1-trichloroethane	1	UG/L	ND	ND	ND	ND
Carbon tetrachloride	1	UG/L	ND	ND	ND	ND
Bromodichloromethane	1	UG/L	ND	ND	ND	ND
1,2-dichloropropane	1	UG/L	ND	ND	ND	ND
trans-1,3-dichloropropene	1	UG/L	ND	ND	ND	ND
Trichloroethene	1	UG/L	ND	ND	ND	ND
Benzene	1	UG/L	ND	ND	ND	ND
Dibromochloromethane	1	UG/L	ND	ND	ND	ND
1,1,2-trichloroethane	1	UG/L	ND	ND	ND	ND
cis-1,3-dichloropropene	1	UG/L	ND	ND	ND	ND
2-chloroethylvinyl ether	1.1	UG/L	ND	ND	ND	ND
Bromoform	1	UG/L	ND	ND	ND	ND
1,1,2,2-tetrachloroethane	1	UG/L	ND	ND	ND	ND
Tetrachloroethene	1.1	UG/L	ND	ND	ND	ND
Chlorobenzene	1	UG/L	ND	ND	ND	ND
Toluene	1	UG/L	ND	2.7	0.8	0.4
Ethylbenzene	1	UG/L	ND	ND	ND	ND
Acrylonitrile	13.8	UG/L	ND	ND	ND	ND
Acrolein	11.4	UG/L	ND	ND	ND	ND
1,2-dichlorobenzene	1	UG/L	ND	0.6	0.77*	ND
1,3-dichlorobenzene	1	UG/L	ND	ND	ND	ND
1,4-dichlorobenzene	1	UG/L	ND	0.6	0.69*	0.42*
Halomethane Purgeable Cmpnds	1	UG/L	0.0	0.0	0.0	0.0
Purgeable Compounds	13.8	UG/L	6.0	4.5	4.3	53.0

Additional volatile organic compounds determined

Allyl chloride	1	UG/L	ND	ND	ND	ND
4-methyl-2-pentanone	6.1	UG/L	ND	ND	ND	ND
meta,para xylenes	3.1	UG/L	ND	ND	ND	ND
Styrene	4.7	UG/L	ND	ND	0.4	ND
1,2,4-trichlorobenzene	4.9	UG/L	ND	ND	ND	ND
Methyl Iodide	1	UG/L	ND	ND	ND	ND
Chloroprene	1.4	UG/L	ND	ND	ND	ND
Methyl methacrylate	4.6	UG/L	ND	ND	ND	ND
2-nitropropane	12	UG/L	ND	ND	ND	ND
1,2-dibromoethane	3.3	UG/L	ND	ND	ND	ND
Isopropylbenzene	4.4	UG/L	ND	ND	ND	ND
Benzyl chloride	7.2	UG/L	ND	ND	ND	ND
ortho-xylene	3.4	UG/L	ND	ND	ND	ND
Acetone	20	UG/L	482	451	1570	1280
Carbon disulfide	1	UG/L	ND	1.5	1.6	0.9
2-butanone	6.3	UG/L	ND	ND	ND	7.6
Methyl tert-butyl ether	1	UG/L	ND	ND	ND	ND

*= Batch did not meet QC criteria for method blank recovery. The method blank value was greater than the analytes MDL.

NA= Not Analyzed

ND= Not Detected

NR= Not Required

North City Water Reclamation Plant
Annual Monitoring Report

2008

Purgeable Compounds

Analyte	MDL	Units	N01-PEN	N01-PEN	N01-PEN	N10-EFF
			13-FEB-2008 P414470	14-MAY-2008 P424759	07-OCT-2008 P443387	13-FEB-2008 P414475
Chloromethane	1	UG/L	ND	ND	ND	ND
Bromomethane	1	UG/L	ND	ND	ND	ND
Vinyl chloride	1	UG/L	ND	ND	ND	ND
Chloroethane	1	UG/L	ND	ND	ND	ND
1,1-dichloroethane	1	UG/L	ND	ND	ND	ND
Trichlorofluoromethane	1	UG/L	ND	ND	ND	ND
Methylene chloride	1	UG/L	1.6	1.6*	1.1	2.2
1,1-dichloroethene	1	UG/L	ND	ND	ND	ND
trans-1,2-dichloroethene	1	UG/L	ND	ND	ND	ND
Chloroform	1	UG/L	2.6	2.4	2.2	6.0
1,2-dichloroethane	1	UG/L	ND	ND	ND	ND
1,1,1-trichloroethane	1	UG/L	ND	ND	ND	ND
Carbon tetrachloride	1	UG/L	ND	ND	ND	ND
Bromodichloromethane	1	UG/L	ND	ND	ND	ND
1,2-dichloropropane	1	UG/L	ND	ND	ND	ND
trans-1,3-dichloropropene	1	UG/L	ND	ND	ND	ND
Trichloroethene	1	UG/L	ND	ND	ND	ND
Benzene	1	UG/L	ND	ND	ND	ND
Dibromochloromethane	1	UG/L	ND	ND	ND	ND
1,1,2-trichloroethane	1	UG/L	ND	ND	ND	ND
cis-1,3-dichloropropene	1	UG/L	ND	ND	ND	ND
2-chloroethylvinyl ether	1.1	UG/L	ND	ND	ND	ND
Bromoform	1	UG/L	ND	ND	ND	ND
1,1,2,2-tetrachloroethane	1	UG/L	ND	ND	ND	ND
Tetrachloroethene	1.1	UG/L	1.1	ND	ND	ND
Chlorobenzene	1	UG/L	ND	ND	ND	ND
Toluene	1	UG/L	ND	0.7	0.6	1.5
Ethylbenzene	1	UG/L	ND	ND	ND	ND
Acrylonitrile	13.8	UG/L	ND	ND	ND	ND
Acrolein	11.4	UG/L	ND	ND	ND	ND
1,2-dichlorobenzene	1	UG/L	ND	0.5	ND	ND
1,3-dichlorobenzene	1	UG/L	ND	ND	ND	ND
1,4-dichlorobenzene	1	UG/L	ND	0.5	0.91*	ND
Halomethane Purgeable Cmpnds	1	UG/L	0.0	0.0	0.0	0.0
Purgeable Compounds	13.8	UG/L	5.3	3.1	3.9	9.7

Additional volatile organic compounds determined

Allyl chloride	1	UG/L	ND	ND	ND	ND
4-methyl-2-pentanone	6.1	UG/L	ND	ND	ND	ND
meta,para xylenes	3.1	UG/L	ND	ND	ND	ND
Styrene	4.7	UG/L	ND	ND	ND	ND
1,2,4-trichlorobenzene	4.9	UG/L	ND	ND	ND	ND
Methyl Iodide	1	UG/L	ND	ND	ND	ND
Chloroprene	1.4	UG/L	ND	ND	ND	ND
Methyl methacrylate	4.6	UG/L	ND	ND	ND	ND
2-nitropropane	12	UG/L	ND	ND	ND	ND
1,2-dibromoethane	3.3	UG/L	ND	ND	ND	ND
Isopropylbenzene	4.4	UG/L	ND	ND	ND	ND
Benzyl chloride	7.2	UG/L	ND	ND	ND	ND
ortho-xylene	3.4	UG/L	ND	ND	ND	ND
Acetone	20	UG/L	156	375	507	502
Carbon disulfide	1	UG/L	1.4	4.5	4.5	1.6
2-butanone	6.3	UG/L	5.2	ND	6.8	4.7
Methyl tert-butyl ether	1	UG/L	ND	ND	ND	ND

*= Batch did not meet QC criteria for method blank recovery. The method blank value was greater than the analytes MDL.

NA= Not Analyzed

ND= Not Detected

NR= Not Required

North City Water Reclamation Plant
Annual Monitoring Report

2008

Purgeable Compounds

Analyte	MDL	Units	N10-EFF	N10-EFF	N10-EFF	N34-REC WATER
			14-MAY-2008	12-AUG-2008	07-OCT-2008	13-FEB-2008
			P424764	P434990	P443392	P414480
Chloromethane	1	UG/L	ND	ND	ND	ND
Bromomethane	1	UG/L	ND	ND	ND	ND
Vinyl chloride	1	UG/L	ND	ND	ND	ND
Chloroethane	1	UG/L	ND	ND	ND	ND
1,1-dichloroethane	1	UG/L	ND	ND	ND	ND
Trichlorofluoromethane	1	UG/L	ND	ND	ND	ND
Methylene chloride	1	UG/L	3.41*	2.7	1.2	1.1
1,1-dichloroethene	1	UG/L	ND	ND	ND	ND
trans-1,2-dichloroethene	1	UG/L	ND	ND	ND	ND
Chloroform	1	UG/L	2.9	3.1	1.7	47.3
1,2-dichloroethane	1	UG/L	ND	ND	ND	ND
1,1,1-trichloroethane	1	UG/L	ND	ND	ND	ND
Carbon tetrachloride	1	UG/L	ND	ND	ND	ND
Bromodichloromethane	1	UG/L	ND	ND	ND	36.4
1,2-dichloropropane	1	UG/L	ND	ND	ND	ND
trans-1,3-dichloropropene	1	UG/L	ND	ND	ND	ND
Trichloroethene	1	UG/L	ND	ND	ND	ND
Benzene	1	UG/L	ND	ND	ND	ND
Dibromochloromethane	1	UG/L	ND	ND	ND	20.1
1,1,2-trichloroethane	1	UG/L	ND	ND	ND	ND
cis-1,3-dichloropropene	1	UG/L	ND	ND	ND	ND
2-chloroethylvinyl ether	1.1	UG/L	ND	ND	ND	ND
Bromoform	1	UG/L	0.6	ND	ND	1.8
1,1,2,2-tetrachloroethane	1	UG/L	ND	ND	ND	ND
Tetrachloroethene	1.1	UG/L	ND	ND	ND	ND
Chlorobenzene	1	UG/L	ND	ND	ND	ND
Toluene	1	UG/L	1.4	1.2	0.7	ND
Ethylbenzene	1	UG/L	ND	ND	ND	ND
Acrylonitrile	13.8	UG/L	ND	ND	ND	ND
Acrolein	11.4	UG/L	ND	ND	ND	ND
1,2-dichlorobenzene	1	UG/L	0.4	1.05*	ND	ND
1,3-dichlorobenzene	1	UG/L	ND	ND	ND	ND
1,4-dichlorobenzene	1	UG/L	ND	0.94*	0.85*	ND
Halomethane Purgeable Cmpnds	1	UG/L	0.6	0.0	0.0	58.3
Purgeable Compounds	13.8	UG/L	4.9	7.0	3.6	107

Additional volatile organic compounds determined

Allyl chloride	1	UG/L	ND	ND	ND	ND
4-methyl-2-pentanone	6.1	UG/L	ND	ND	ND	ND
meta,para xylenes	3.1	UG/L	ND	ND	ND	ND
Styrene	4.7	UG/L	ND	ND	ND	ND
1,2,4-trichlorobenzene	4.9	UG/L	ND	ND	ND	ND
Methyl Iodide	1	UG/L	ND	ND	ND	ND
Chloroprene	1.4	UG/L	ND	ND	ND	ND
Methyl methacrylate	4.6	UG/L	ND	ND	ND	ND
2-nitropropane	12	UG/L	ND	ND	ND	ND
1,2-dibromoethane	3.3	UG/L	ND	ND	ND	ND
Isopropylbenzene	4.4	UG/L	ND	ND	ND	ND
Benzyl chloride	7.2	UG/L	ND	ND	ND	ND
ortho-xylene	3.4	UG/L	ND	ND	ND	ND
Acetone	20	UG/L	852	1070	494	ND
Carbon disulfide	1	UG/L	3.8	2.2	2.2	ND
2-butanone	6.3	UG/L	7.8	6.7	ND	ND
Methyl tert-butyl ether	1	UG/L	ND	ND	ND	ND

*= Batch did not meet QC criteria for method blank recovery. The method blank value was greater than the analytes MDL.

NA= Not Analyzed

ND= Not Detected

NR= Not Required

North City Water Reclamation Plant
Annual Monitoring Report

2008

Purgeable Compounds

Analyte	MDL	Units	N34-REC WATER	N34-REC WATER	N34-REC WATER
			14-MAY-2008	12-AUG-2008	07-OCT-2008
			P424769	P434995	P443397
Chloromethane	1	UG/L	ND	ND	ND
Bromomethane	1	UG/L	ND	ND	ND
Vinyl chloride	1	UG/L	ND	ND	ND
Chloroethane	1	UG/L	ND	ND	ND
1,1-dichloroethane	1	UG/L	ND	ND	ND
Trichlorofluoromethane	1	UG/L	ND	ND	ND
Methylene chloride	1	UG/L	0.92*	ND	ND
1,1-dichloroethene	1	UG/L	ND	ND	ND
trans-1,2-dichloroethene	1	UG/L	ND	ND	ND
Chloroform	1	UG/L	35.1	58.6	67.2
1,2-dichloroethane	1	UG/L	ND	ND	ND
1,1,1-trichloroethane	1	UG/L	ND	ND	ND
Carbon tetrachloride	1	UG/L	ND	ND	ND
Bromodichloromethane	1	UG/L	22.8	51.1	51.6
1,2-dichloropropane	1	UG/L	ND	ND	ND
trans-1,3-dichloropropene	1	UG/L	ND	ND	ND
Trichloroethene	1	UG/L	ND	ND	ND
Benzene	1	UG/L	ND	ND	ND
Dibromochloromethane	1	UG/L	11.5	32.1	32.5
1,1,2-trichloroethane	1	UG/L	ND	ND	ND
cis-1,3-dichloropropene	1	UG/L	ND	ND	ND
2-chloroethylvinyl ether	1.1	UG/L	ND	ND	ND
Bromoform	1	UG/L	1.7	5.0	3.4
1,1,2,2-tetrachloroethane	1	UG/L	ND	ND	ND
Tetrachloroethene	1.1	UG/L	ND	ND	ND
Chlorobenzene	1	UG/L	ND	ND	ND
Toluene	1	UG/L	ND	ND	ND
Ethylbenzene	1	UG/L	ND	ND	ND
Acrylonitrile	13.8	UG/L	ND	ND	ND
Acrolein	11.4	UG/L	ND	ND	ND
1,2-dichlorobenzene	1	UG/L	ND	1.14*	ND
1,3-dichlorobenzene	1	UG/L	ND	ND	ND
1,4-dichlorobenzene	1	UG/L	ND	1.02*	ND
Halomethane Purgeable Cmpnds	1	UG/L	36.0	88.2	87.5
Purgeable Compounds	13.8	UG/L	71.1	147	155

Additional volatile organic compounds determined

Allyl chloride	1	UG/L	ND	ND	ND
4-methyl-2-pentanone	6.1	UG/L	ND	ND	ND
meta,para xylenes	3.1	UG/L	ND	ND	ND
Styrene	4.7	UG/L	ND	ND	ND
1,2,4-trichlorobenzene	4.9	UG/L	ND	ND	ND
Methyl Iodide	1	UG/L	ND	ND	ND
Chloroprene	1.4	UG/L	ND	ND	ND
Methyl methacrylate	4.6	UG/L	ND	ND	ND
2-nitropropane	12	UG/L	ND	ND	ND
1,2-dibromoethane	3.3	UG/L	ND	ND	ND
Isopropylbenzene	4.4	UG/L	ND	ND	ND
Benzyl chloride	7.2	UG/L	ND	ND	ND
ortho-xylene	3.4	UG/L	ND	ND	ND
Acetone	20	UG/L	<4.5	6.1	<4.5
Carbon disulfide	1	UG/L	ND	ND	ND
2-butanone	6.3	UG/L	ND	ND	ND
Methyl tert-butyl ether	1	UG/L	ND	ND	ND

*= Batch did not meet QC criteria for method blank recovery. The method blank value was greater than the analytes MDL.

NA= Not Analyzed

ND= Not Detected

NR= Not Required