

NOTES: SWIVEL ELL SHOWN IN NORMAL POSITION
(SUPPLY FROM RECYCLED WATER SOURCE)

SWIVEL ELL DETAILS

SHEET 1 OF 2

REVISION	BY	APPROVED	DATE
ORIGINAL	KA	J. NAGELVOORT	01/12

CITY OF SAN DIEGO - STANDARD DRAWING

RECOMMENDED BY THE CITY OF SAN DIEGO
STANDARDS COMMITTEE

H. Hadli

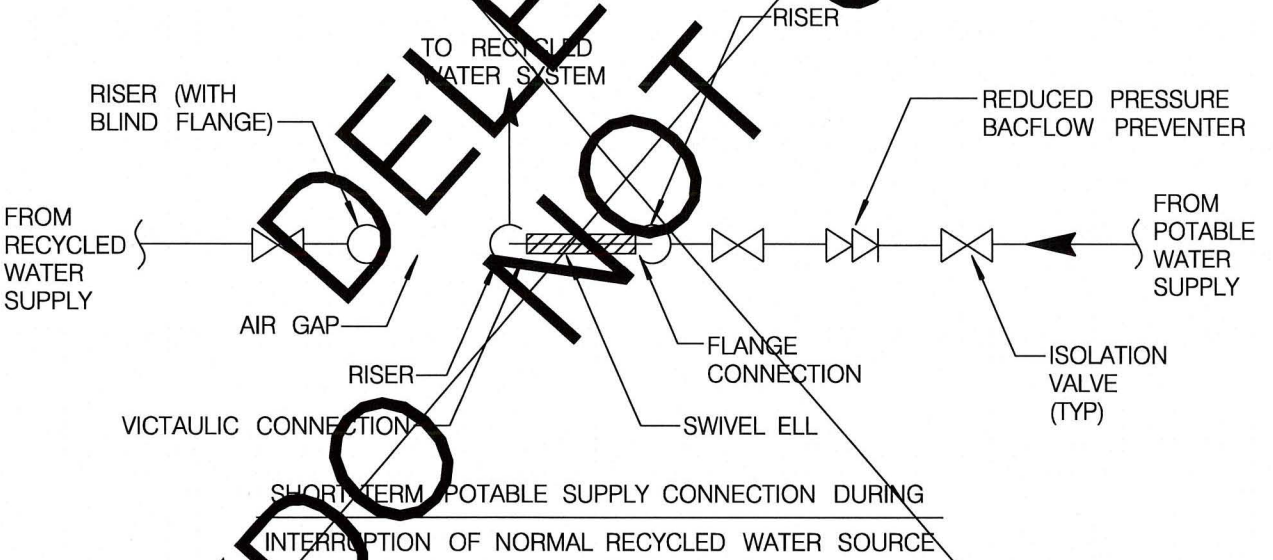
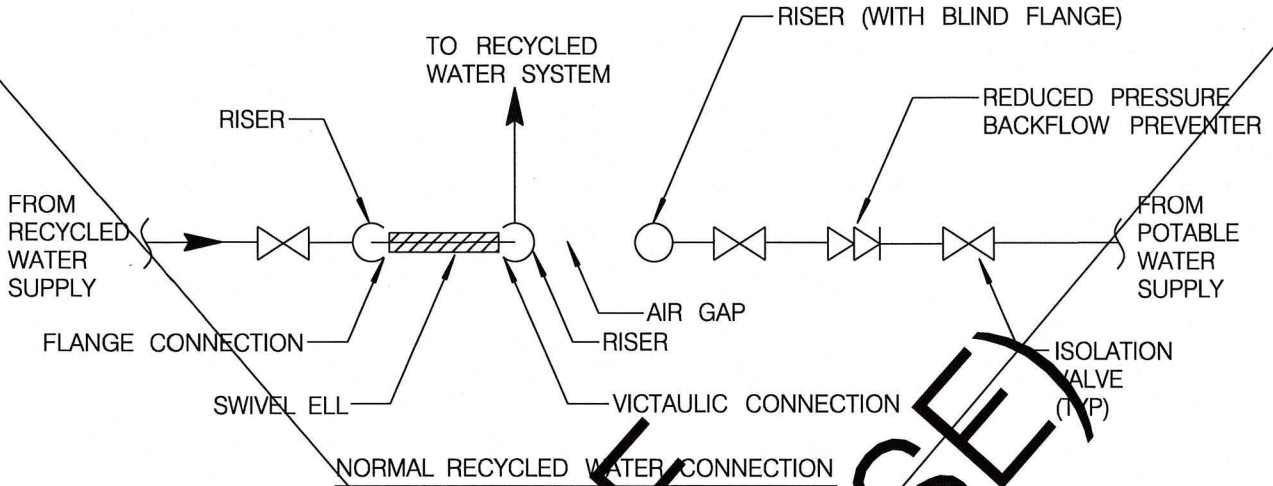
1/31/2012

COORDINATOR R.C.E. 65271 DATE






SWIVEL ELL

DRAWING
NUMBER

SDRW-117



KEY:

-  RISER WITH ELBOW
-  RISER (WITH BLIND FLANGE)
-  ISOLATION VALVE
-  SWIVEL ELL
-  REDUCED PRESSURE BACKFLOW PREVENTER

SWIVEL ELL SCHEMATIC

REVISION	BY	APPROVED	DATE
ORIGINAL	KA	J. NAGELVOORT	01/12

CITY OF SAN DIEGO - STANDARD DRAWING

SWIVEL ELL

RECOMMENDED BY THE CITY OF SAN DIEGO STANDARDS COMMITTEE

J. Nagelvoort 1/31/2012
COORDINATOR R.C.E. 65271 DATE

DRAWING NUMBER **SDRW-117**