

POOLED INVESTMENTS AT JUNE 30, 2012 - SUMMARY & STATISTICS



ASSET ALLOCATION

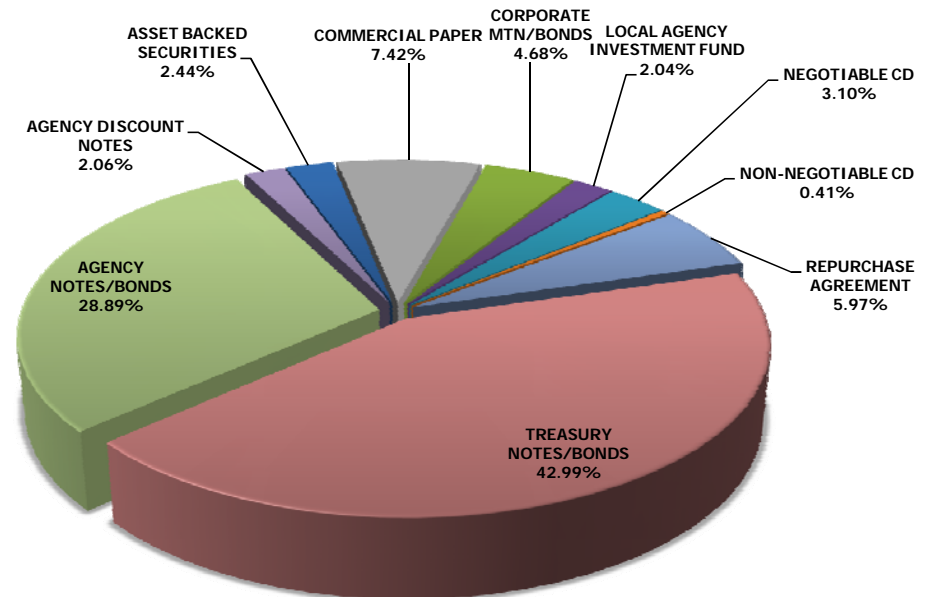
Assets (000's)	Current Par Value	Current Book Value	Market Value	Mkt/Book	Yield to Maturity
ASSET BACKED SECURITIES	59,018	59,017	59,017	100.00%	0.52%
COMMERCIAL PAPER	180,000	179,722	179,866	100.08%	0.31%
CORPORATE MTN/BONDS	112,000	113,263	113,211	99.95%	0.95%
LOCAL AGENCY INVESTMENT FUND	49,475	49,475	49,475	100.00%	0.38%
NEGOTIABLE CD	75,000	75,000	75,037	100.05%	0.62%
NON-NEGOTIABLE CD	10,000	10,000	10,000	100.00%	1.25%
REPURCHASE AGREEMENT	144,687	144,687	144,687	100.00%	0.17%
TREASURY NOTES/BONDS	1,040,000	1,041,366	1,043,765	100.23%	0.56%
AGENCY NOTES/BONDS	700,000	699,706	701,281	100.23%	0.53%
AGENCY DISCOUNT NOTES	50,000	49,919	49,961	100.08%	0.17%
Totals (000's):	2,420,180	2,422,155	2,426,300	100.17%	0.52%

Portfolio Breakdown & Statistics

	Liquidity	Core
Portfolio Size	\$930,372,013	\$1,491,783,468
% of total pool	38.41%	61.59%
Portfolio Duration*	0.35	1.67
Index Duration*	0.37	1.90
% of index	93.59%	87.76%
Weighted Average Days to Maturity	137	673
Earned Income Yield	0.433%	0.642%

* Macaulay's Duration for fund 9997 and Effective Duration for fund 9998.

Note: These figures do not include the effects of trades settling over month-end. After the trades settle, Liquidity duration increases to 0.399 and Core duration increases to 1.701.



Pooled Portfolio Composition by Book Value

POOLED INVESTMENTS AT JUNE 30, 2012 - MATURITY DISTRIBUTION

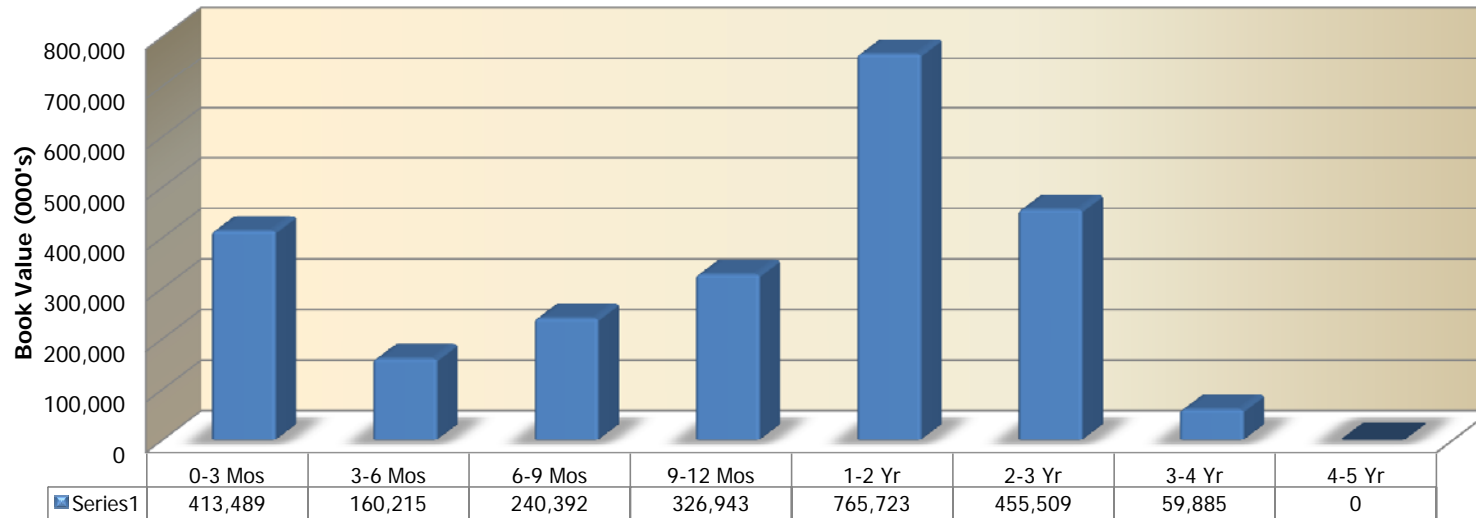
City of San Diego
Office of the City Treasurer



MATURITY DISTRIBUTION

Current Book Value (000's)	0-3 Mos	3-6 Mos	6-9 Mos	9-12 Mos	1-2 Yr	2-3 Yr	3-4 Yr	4-5 Yr	Totals (000's)
ASSET BACKED SECURITIES		18				33,999	25,000		59,017
COMMERCIAL PAPER	154,762		24,960						179,722
CORPORATE MTN/BONDS	14,599	10,190	15,415	22,150	43,938	6,971			113,263
LOCAL AGENCY INVESTMENT FUND	49,475								49,475
NEGOTIABLE CD	25,000	50,000							75,000
NON-NEGOTIABLE CD			10,000						10,000
REPURCHASE AGREEMENT	144,687								144,687
TREASURY NOTES/BONDS			99,922	94,934	596,835	249,675			1,041,366
AGENCY NOTES/BONDS		100,007	90,096	184,906	124,949	164,863	34,885		699,706
AGENCY DISCOUNT NOTES	24,966			24,953					49,919
Totals (000's):	413,489	160,215	240,392	326,943	765,723	455,509	59,885	0	2,422,155
% of Portfolio	17.07%	6.61%	9.92%	13.50%	31.61%	18.81%	2.47%	0.00%	100.00%

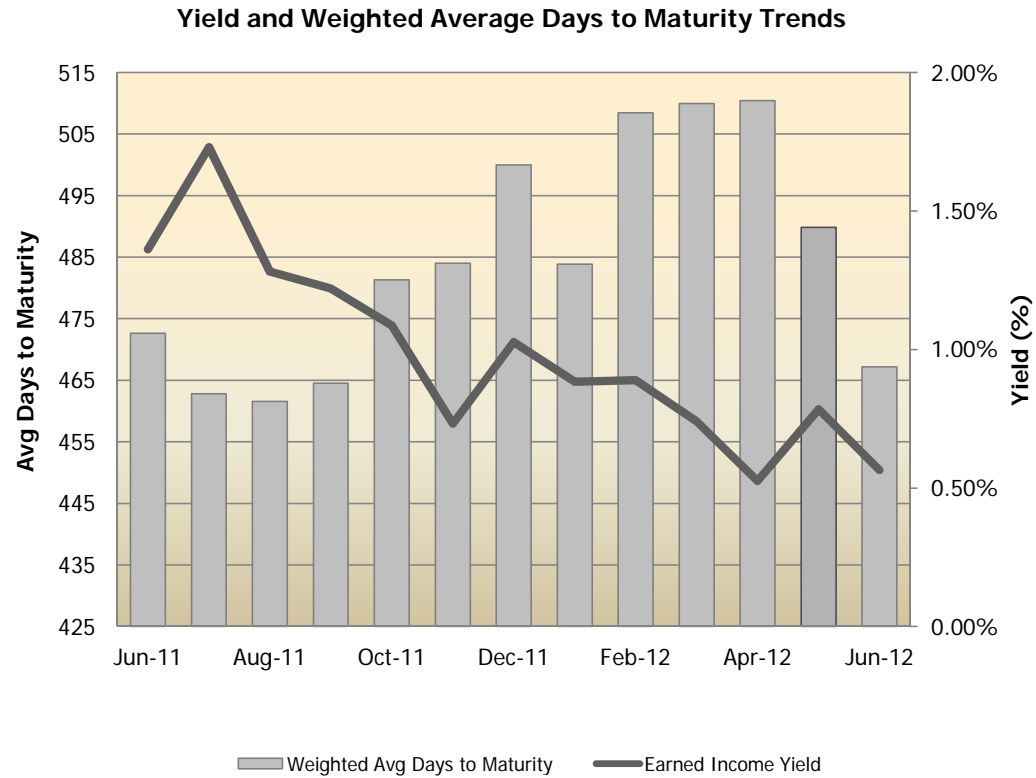
Maturity Distribution
June 30, 2012





PORTFOLIO - EARNED INCOME YIELD

Month	Earned Income Yield	Weighted Avg Days to Maturity
Jun-11	1.36%	472.61
Jul-11	1.73%	462.79
Aug-11	1.28%	461.57
Sep-11	1.22%	464.53
Oct-11	1.09%	481.29
Nov-11	0.73%	484.01
Dec-11	1.03%	499.96
Jan-12	0.88%	483.84
Feb-12	0.89%	508.44
Mar-12	0.74%	509.93
Apr-12	0.53%	510.44
May-12	0.78%	489.82
Jun-12	0.57%	467.16

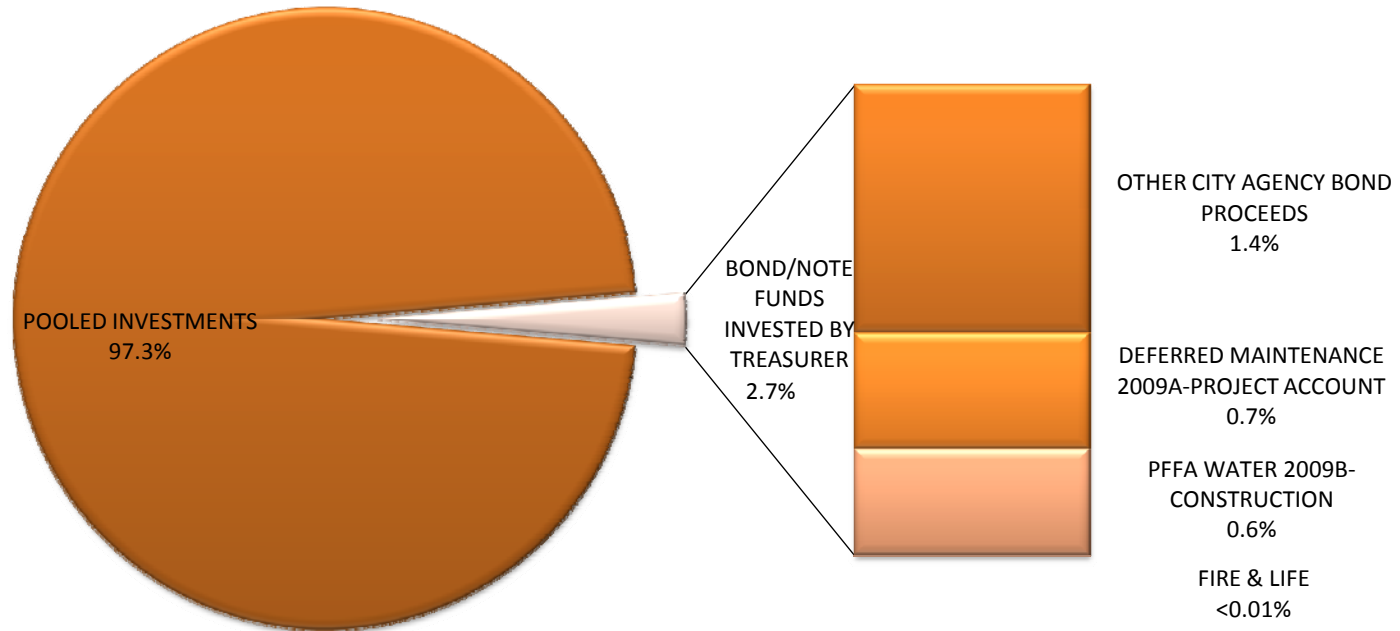


INVESTMENTS AT JUNE 30, 2012 - SUMMARY BY FUND TYPE



INVESTMENT STATUS SUMMARY BY FUND TYPE

Category	Cost of Invest Held	% of Total	Market Value
POOLED INVESTMENTS:	2,422,155,481.43	97.3%	2,426,300,384.38
BOND/NOTE FUNDS INVESTED BY TREASURER	67,286,106.49	2.7%	67,334,673.77
PFFA WATER 2009B-CONSTRUCTION	15,168,626.74	0.6%	15,204,716.25
DEFERRED MAINTENANCE 2009A-PROJECT ACCOUNT	16,552,772.89	0.7%	16,552,521.92
FIRE & LIFE	0.00	0.0%	0.00
OTHER CITY AGENCY BOND PROCEEDS	35,564,706.86	1.4%	35,577,435.60
TOTAL INVESTED FUNDS:	2,489,441,587.92	100.0%	2,493,635,058.15



POOLED INVESTMENTS AT JUNE 30, 2012 - PORTFOLIO POSITION DETAIL

TREASURY NOTES/BONDS	Issuer	Sec. Description	CUSIP	Coupon Rate	Yield to Maturity	Modified Duration	Purchase Date	Maturity Date	Current Par Value	Current Book Value	Market Value	Market Price	Price Source
US Treasury Note	US Treasury	TN-99.925-PR5-26	912828PR5	0.625	0.662	0.582	1/31/2012	1/31/2013	25,000,000.00	24,990,689.41	25,062,500.00	100.250000	SUNGD
US Treasury Note	US Treasury	TN-100.078-MN7-05	912828MN7	1.375	1.348	0.622	3/1/2010	2/15/2013	25,000,000.00	25,019,531.25	25,182,500.00	100.730000	SUNGD
US Treasury Note	US Treasury	TN-99.730-QK9-26	912828QK9	0.625	0.766	0.665	2/29/2012	2/28/2013	25,000,000.00	24,964,964.78	25,072,500.00	100.290000	SUNGD
US Treasury Note	US Treasury	TN-99.367-MT4-43	912828MT4	1.375	1.592	0.705	3/15/2012	3/15/2013	25,000,000.00	24,946,483.65	25,205,000.00	100.820000	SUNGD
US Treasury Note	US Treasury	TN-100.515-NC0-82	912828NC0	1.375	1.195	0.872	6/11/2010	5/15/2013	15,000,000.00	15,077,343.75	15,147,000.00	100.980000	SUNGD
US Treasury Note	US Treasury	TN-100.039-QZ6-26	912828QZ6	0.500	0.480	0.915	6/1/2011	5/31/2013	10,000,000.00	10,003,906.25	10,023,000.00	100.230000	SUNGD
US Treasury Note	US Treasury	TN-99.794-NH9-27	912828NH9	1.125	1.195	0.956	6/15/2010	6/15/2013	25,000,000.00	24,948,581.00	25,207,500.00	100.830000	SUNGD
US Treasury Note	US Treasury	TN-99.789-NH9-82	912828NH9	1.125	1.197	0.956	6/21/2010	6/15/2013	20,000,000.00	19,957,812.50	20,166,000.00	100.830000	SUNGD
US Treasury Note	US Treasury	TN-99.789-RA0-82	912828RA0	0.375	0.481	0.999	6/30/2011	6/30/2013	15,000,000.00	14,968,359.38	15,018,000.00	100.120000	SUNGD
US Treasury Note	US Treasury	TN-99.781-RA0-07	912828RA0	0.375	0.485	0.999	7/1/2011	6/30/2013	10,000,000.00	9,978,125.00	10,012,000.00	100.120000	SUNGD
US Treasury Note	US Treasury	TN-99.898-NN6-38	912828NN6	1.000	1.035	1.034	7/15/2010	7/15/2013	40,000,000.00	39,959,339.20	40,304,000.00	100.760000	SUNGD
US Treasury Note	US Treasury	TN-100.015-QW3-05	912828QW3	0.375	0.367	1.081	8/1/2011	7/31/2013	40,000,000.00	40,006,250.00	40,048,000.00	100.120000	SUNGD
US Treasury Note	US Treasury	TN-99.841-NU0-27	912828NU0	0.750	0.804	1.119	8/16/2010	8/15/2013	10,000,000.00	9,984,154.20	10,054,000.00	100.540000	SUNGD
US Treasury Note	US Treasury	TN-99.687-NU0-05	912828NU0	0.750	0.859	1.119	9/13/2010	8/15/2013	20,000,000.00	19,937,500.00	20,108,000.00	100.540000	SUNGD
US Treasury Note	US Treasury	TN-99.871-RN2-07	912828RN2	0.250	0.315	1.331	10/31/2011	10/31/2013	25,000,000.00	24,967,773.44	24,987,500.00	99.950000	SUNGD
US Treasury Note	US Treasury	TN-100.460-PU8-22	912828PU8	0.500	0.262	1.371	12/7/2011	11/15/2013	25,000,000.00	25,115,234.38	25,072,500.00	100.290000	SUNGD
US Treasury Note	US Treasury	TN-103.531-JT8-38	912828JT8	2.000	0.295	1.402	11/1/2011	11/30/2013	25,000,000.00	25,882,812.50	25,600,000.00	102.400000	SUNGD
US Treasury Note	US Treasury	TN-103.437-JT8-07	912828JT8	2.000	0.273	1.402	12/1/2011	11/30/2013	25,000,000.00	25,859,375.00	25,600,000.00	102.400000	SUNGD
US Treasury Note	US Treasury	TN-100.00-RS1-26	912828RS1	0.250	0.250	1.415	12/1/2011	11/30/2013	25,000,000.00	25,000,000.00	24,982,500.00	99.930000	SUNGD
US Treasury Note	US Treasury	TN-100.972-PL8-82	912828PL8	0.750	0.271	1.453	12/1/2011	12/15/2013	25,000,000.00	25,243,164.06	25,160,000.00	100.640000	SUNGD
US Treasury Note	US Treasury	TN-99.914-SB7-25	912828SB7	0.250	0.294	1.580	2/22/2012	1/31/2014	25,000,000.00	24,982,293.10	24,977,500.00	99.910000	SUNGD
US Treasury Note	US Treasury	TN-100.199-QH6-07	912828QH6	1.250	1.181	1.606	3/1/2011	2/15/2014	25,000,000.00	25,049,804.69	25,375,000.00	101.500000	SUNGD
US Treasury Note	US Treasury	TN-99.773-SG6-82	912828SG6	0.250	0.366	1.663	3/15/2012	2/28/2014	15,000,000.00	14,967,544.15	14,985,000.00	99.900000	SUNGD
US Treasury Note	US Treasury	TN-99.980-PZ7-43	912828PZ7	1.250	1.257	1.690	4/1/2011	3/15/2014	20,000,000.00	19,996,093.75	20,314,000.00	101.570000	SUNGD
US Treasury Note	US Treasury	TN-99.835-SL5-82	912828SL5	0.250	0.333	1.746	4/2/2012	3/31/2014	25,000,000.00	24,959,325.90	24,970,000.00	99.880000	SUNGD
US Treasury Note	US Treasury	TN-99.824-QC7-43	912828QC7	1.250	1.310	1.773	4/15/2011	4/15/2014	25,000,000.00	24,956,013.75	25,408,250.00	101.633000	USERP
US Treasury Note	US Treasury	TN-99.976-SR2-26	912828SR2	0.250	0.262	1.830	5/1/2012	4/30/2014	25,000,000.00	24,994,310.46	24,970,000.00	99.880000	SUNGD
US Treasury Note	US Treasury	TN-99.984-SW1-82	912828SW1	0.250	0.258	1.913	6/1/2012	5/31/2014	175,000,000.00	174,973,851.61	174,790,000.00	99.880000	SUNGD
US Treasury Note	US Treasury	TN-99.945-QU7-26	912828QU7	0.625	0.643	2.026	7/15/2011	7/15/2014	25,000,000.00	24,986,328.13	25,142,500.00	100.570000	SUNGD
US Treasury Note	US Treasury	TN-100.511-RB8-43	912828RB8	0.500	0.326	2.113	9/1/2011	8/15/2014	25,000,000.00	25,127,929.68	25,085,000.00	100.340000	SUNGD
US Treasury Note	US Treasury	TN-99.866-RL6-07	912828RL6	0.500	0.545	2.279	10/17/2011	10/15/2014	25,000,000.00	24,966,628.00	25,087,500.00	100.350000	SUNGD
US Treasury Note	US Treasury	TN-99.972-RQ5-07	912828RQ5	0.375	0.384	2.366	11/15/2011	11/15/2014	25,000,000.00	24,993,164.06	25,015,000.00	100.060000	SUNGD
US Treasury Note	US Treasury	TN-99.628-RV4-05	912828RV4	0.250	0.376	2.452	12/30/2011	12/15/2014	25,000,000.00	24,907,226.56	24,935,000.00	99.740000	SUNGD
US Treasury Note	US Treasury	TN-99.863-RZ5-43	912828RZ5	0.250	0.297	2.532	2/1/2012	1/15/2015	25,000,000.00	24,968,739.26	24,927,500.00	99.710000	SUNGD
US Treasury Note	US Treasury	TN-99.492-SE1-82	912828SE1	0.250	0.423	2.616	3/1/2012	2/15/2015	25,000,000.00	24,875,622.43	24,912,500.00	99.650000	SUNGD
US Treasury Note	US Treasury	TN-99.660-SK7-82	912828SK7	0.375	0.491	2.694	4/2/2012	3/15/2015	25,000,000.00	24,919,624.66	24,985,000.00	99.940000	SUNGD
US Treasury Note	US Treasury	TN-99.992-SP6-82	912828SP6	0.375	0.378	2.778	5/1/2012	4/15/2015	25,000,000.00	25,002,145.23	24,982,500.00	99.930000	SUNGD
US Treasury Note	US Treasury	TN-99.699-SU5-43	912828SU5	0.250	0.352	2.866	6/1/2012	5/15/2015	25,000,000.00	24,927,691.92	24,890,000.00	99.560000	SUNGD
Total	Count 38			0.632	0.563	1.641			1,040,000,000.00	1,041,365,737.09	1,043,764,750.00	100.361995	

AGENCY NOTES/BONDS	Issuer	Sec. Description	CUSIP	Coupon Rate	Yield to Maturity	Modified Duration	Purchase Date	Maturity Date	Current Par Value	Current Book Value	Market Value	Market Price	Price Source
Agency Note	Federal Home Loan Bank	FHLB-99.965-XH5-43	313375XH5	0.230	0.264	0.318	10/24/2011	10/24/2012	25,000,000.00	24,991,477.25	25,007,812.50	100.031250	SUNGD
Agency Note	Federal Home Loan Bank	FHLB-100.00-BV6-38	313376BV6	0.200	0.200	0.356	11/7/2011	11/7/2012	25,000,000.00	25,000,000.00	25,007,812.50	100.031250	SUNGD
Agency Note	Federal Home Loan Bank	FHLB-99.977-F26-07	313376F26	0.180	0.203	0.400	11/25/2011	11/23/2012	25,000,000.00	24,994,250.00	25,000,000.00	100.000000	SUNGD
Agency Note	Federal Home Loan Bank	FHLB-100.018-KK0-07	313376KK0	0.210	0.183	0.476	4/19/2012	12/21/2012	25,000,000.00	25,021,708.33	25,000,000.00	100.000000	SUNGD
Agency Note	Federal Farm Credit Bank	FFCB-100.392-6W8-46	31331J6W8	0.750	0.214	0.509	4/10/2012	1/4/2013	25,000,000.00	25,148,133.75	25,062,500.00	100.250000	SUNGD
Agency Note	Federal Home Loan Bank	FHLB-OT0912-100.00-MA0-46	313376MA0	0.250	0.250	0.522	12/27/2011	1/8/2013	25,000,000.00	25,000,000.00	25,000,000.00	100.000000	SUNGD
Agency Note	Federal Farm Credit Bank	FFCB-99.737-BV4-07	31331JBV4	1.750	1.838	0.637	1/15/2010	2/21/2013	20,000,000.00	19,947,400.00	20,175,000.00	100.875000	SUNGD
Agency Note	Federal Home Loan Bank	FHLB-OT0812-100.00-CP4-27	313378CP4	0.250	0.250	0.666	2/28/2012	2/28/2013	20,000,000.00	20,000,000.00	20,000,000.00	100.000000	SUNGD

POOLED INVESTMENTS AT JUNE 30, 2012 - PORTFOLIO POSITION DETAIL

Agency Note	Federal Home Loan Bank	FHLB-99.987-W49-86	313378W49	0.240	0.253	0.783	4/13/2012	4/12/2013	25,000,000.00	24,996,765.25	24,992,187.50	99.968750	SUNGD
Agency Note	Federal Home Loan Bank	FHLB-99.995-DV8-27	313379DV8	0.230	0.235	0.858	5/9/2012	5/9/2013	25,000,000.00	24,998,750.00	24,992,187.50	99.968750	SUNGD
Agency Note	Federal Home Loan Bank	FHLB-QC1112-100.00-HE2-86	313379HE2	0.300	0.300	0.910	5/30/2012	5/28/2013	20,000,000.00	20,000,000.00	19,993,750.00	99.968750	SUNGD
Agency Note	Federal Farm Credit Bank	FFCB-99.977-SH2-38	3133EASH2	0.220	0.243	0.927	6/4/2012	6/4/2013	25,000,000.00	24,994,250.00	24,976,562.50	99.906250	SUNGD
Agency Note	Federal Home Loan Bank	FHLB-MC0612-100.00-GP8-27	313379GP8	0.300	0.300	0.944	5/25/2012	6/10/2013	20,000,000.00	20,000,000.00	19,993,750.00	99.968750	SUNGD
Agency Note	NCUA Guaranteed	NCUAGT-FRN-100.00-AA9-07	62889KAA9	0.261	0.261	0.017	6/16/2011	6/12/2013	20,000,000.00	20,000,000.00	20,000,000.00	100.000000	BOOK
Agency Note	Federal Farm Credit Bank	FFCB-99.688-PK3-41	31331JPK3	1.375	1.479	0.983	5/25/2010	6/25/2013	25,000,000.00	24,922,000.00	25,281,250.00	101.125000	SUNGD
Agency Note	Federal Home Loan Bank	FHLB-99.976-Y78-43	313379Y78	0.240	0.263	0.994	6/28/2012	6/28/2013	25,000,000.00	24,994,152.00	24,992,187.50	99.968750	SUNGD
Agency Note	Federal National Mortgage Association	FNMA-OT0812-100.05-CC5-46	3135G0CC5	0.550	0.525	1.143	8/23/2011	8/23/2013	10,000,000.00	10,005,000.00	10,003,125.00	100.031250	SUNGD
Agency Note	Federal Home Loan Mortgage Corporation	FHLMC-99.978-3H3-07	3134G23H3	0.500	0.511	1.288	10/20/2011	10/15/2013	15,000,000.00	14,996,700.00	15,037,500.00	100.250000	SUNGD
Agency Note	Federal Home Loan Mortgage Corporation	FHLMC-OT0213-100.00-MH0-27	3134G3MH0	0.450	0.450	1.635	2/21/2012	2/21/2014	20,000,000.00	20,000,000.00	20,018,750.00	100.093750	SUNGD
Agency Note	Federal Farm Credit Bank	FFCB-99.803-AH3-07	31331KAH3	1.125	1.190	1.642	1/19/2011	2/27/2014	25,000,000.00	24,950,750.00	25,320,312.50	101.281250	SUNGD
Agency Note	International Finance Corporation	IFC-OT0812-99.970-BR6-07	45950VBR6	0.450	0.465	1.660	2/28/2012	2/28/2014	10,000,000.00	9,997,000.00	9,997,000.00	99.970000	BOOK
Agency Note	Intl Bank of Reconstruction & Development	IBRD-OT0413-100.00-KX1-82	45905UKX1	0.550	0.550	1.811	4/25/2012	4/25/2014	25,000,000.00	25,000,000.00	25,078,125.00	100.312500	SUNGD
Agency Note	Intl Bank of Reconstruction & Development	IBRD-OT0613-100.00-LC6-86	459058SC0	0.550	0.550	1.925	6/6/2012	6/6/2014	10,000,000.00	10,000,000.00	10,000,000.00	100.000000	BOOK
Agency Note	Federal Home Loan Bank	FHLB-MC0712-100.00-R84-07	313379R84	0.500	0.500	1.945	6/13/2012	6/13/2014	10,000,000.00	10,000,000.00	9,987,500.00	99.875000	SUNGD
Agency Note	Federal Home Loan Mortgage Corporation	FHLMC-99.868-CV9-46	3137EACV9	1.000	1.043	2.134	7/5/2011	8/27/2014	25,000,000.00	24,967,000.00	25,343,750.00	101.375000	SUNGD
Agency Note	Federal National Mortgage Association	FNMA-OT1012-100.197-EJ8-07	3135G0EJ8	0.850	0.778	2.296	1/9/2012	10/24/2014	20,000,000.00	20,039,400.00	20,031,250.00	100.156250	SUNGD
Agency Note	Federal Home Loan Mortgage Corporation	FHLMC-OT0214-100.00-MR8-43	3134G3MR8	0.550	0.550	2.599	2/13/2012	2/13/2015	20,000,000.00	20,000,000.00	20,025,000.00	100.125000	SUNGD
Agency Note	Federal National Mortgage Association	FNMA-OT0214-99.875-HN6-27	3135G0HN6	0.550	0.592	2.638	2/27/2012	2/27/2015	20,000,000.00	19,975,000.00	20,025,000.00	100.125000	SUNGD
Agency Note	Federal National Mortgage Association	FNMA-QC0313-100.00-JB0-43	3135G0JB0	0.700	0.700	2.677	3/13/2012	3/13/2015	10,000,000.00	10,000,000.00	10,009,375.00	100.093750	SUNGD
Agency Note	Federal National Mortgage Association	FNMA-OT0413-100.00-KD4-07	3135G0KD4	0.750	0.750	2.789	4/24/2012	4/24/2015	10,000,000.00	10,000,000.00	10,000,000.00	100.000000	SUNGD
Agency Note	Federal National Mortgage Association	FNMA-99.711-KM4-43	3135G0KM4	0.500	0.594	2.890	4/19/2012	5/27/2015	25,000,000.00	24,927,750.00	24,984,375.00	99.937500	SUNGD
Agency Note	Federal National Mortgage Association	FNMA-QC1112-100.00-LC5-48	3135G0LC5	0.700	0.700	2.888	5/29/2012	5/29/2015	10,000,000.00	10,000,000.00	10,000,000.00	100.000000	SUNGD
Agency Note	Federal Farm Credit Bank	FFCB-99.692-RQ3-07	3133EARQ3	0.500	0.601	2.962	5/23/2012	6/23/2015	15,000,000.00	14,953,800.00	14,976,562.50	99.843750	SUNGD
Agency Note	Federal National Mortgage Association	FNMA-QC1212-100.00-LX9-27	3135G0LX9	0.700	0.700	2.963	6/26/2012	6/26/2015	10,000,000.00	10,000,000.00	10,012,500.00	100.125000	SUNGD
Agency Note	Federal National Mortgage Association	FNMA-99.671-LN1-26	3135G0LN1	0.500	0.607	2.979	5/21/2012	7/2/2015	35,000,000.00	34,884,850.00	34,956,250.00	99.875000	SUNGD
Total		Count 35		0.527	0.532	1.406			700,000,000.00	699,706,136.58	701,281,375.00	100.183054	

AGENCY DISCOUNT NOTES	Issuer	Sec. Description	CUSIP	Coupon Rate	Yield to Maturity	Modified Duration	Purchase Date	Maturity Date	Current Par Value	Current Book Value	Market Value	Market Price	Price Source
Agency Discount Note	Federal Home Loan Mortgage Corporation	FRE-DN-99.862-ZQ9-26	313396ZQ9	0.150	0.150	0.055	8/25/2011	7/20/2012	25,000,000.00	24,965,625.00	25,000,000.00	100.000000	SUNGD
Agency Discount Note	Federal Home Loan Mortgage Corporation	FHLMC-DN-99.812-ES6-05	313397ES6	0.190	0.190	0.813	5/2/2012	4/23/2013	25,000,000.00	24,953,027.78	24,960,937.50	99.843750	SUNGD
Total		Count 2		0.170	0.170	0.434			50,000,000.00	49,918,652.78	49,960,937.50	99.921875	

LOCAL AGENCY INVESTMENT FUND	Issuer	Sec. Description	CUSIP	Coupon Rate	Yield to Maturity	Modified Duration	Purchase Date	Maturity Date	Current Par Value	Current Book Value	Market Value	Market Price	Price Source
Local Agency Investment Fund	California State Pool	LOCAL AGENCY INVESTMENT FUND		0.380	0.380	0.003	3/31/2003	7/1/2012	49,475,341.01	49,475,341.01	49,475,341.01	100.000000	BOOK
Total		Count 1		0.380	0.380	0.003			49,475,341.01	49,475,341.01	49,475,341.01	100.000000	

ASSET BACKED SECURITIES	Issuer	Sec. Description	CUSIP	Coupon Rate	Yield to Maturity	Modified Duration	Purchase Date	Maturity Date	Current Par Value	Current Book Value	Market Value	Market Price	Price Source
Asset Backed Security	Honda Auto Receivables Owners Trust	ABS-HAROT-100.00-AA4-27	43811AAA4	0.398	0.398	0.183	10/21/2011	10/22/2012	17,975.65	17,975.65	17,975.65	100.000000	BOOK
Asset Backed Security	Toyota Auto Receivables Owners Trust	ABS-TAOT-99.993-AB9-38	89236PAB9	0.570	0.575	1.164	4/18/2012	10/15/2014	9,000,000.00	8,999,410.50	8,999,410.50	99.993450	BOOK
Asset Backed Security	Honda Auto Receivables Owners Trust	ABS-HAROT-99.999-AB2-26	43813EAB2	0.560	0.560	1.205	4/25/2012	11/17/2014	15,000,000.00	14,999,943.00	14,999,943.00	99.999620	BOOK
Asset Backed Security	Chase Issuance Trust	ABS-CHAIT-100.00-FJ8-27	161571FJ8	0.790	0.790	1.502	6/18/2012	6/15/2015	10,000,000.00	10,000,000.00	10,000,000.00	100.000000	BOOK
Asset Backed Security	Chase Issuance Trust	ABS-CHAIT-100.00-EZ3-27	161571EZ3	0.362	0.362	1.746	12/28/2011	12/15/2015	25,000,000.00	25,000,000.00	25,000,000.00	100.000000	BOOK
Total		Count 5		0.516	0.517	1.478			59,017,975.65	59,017,329.15	59,017,329.15	99.998905	

REPURCHASE AGREEMENT	Issuer	Sec. Description	CUSIP	Coupon Rate	Yield to Maturity	Modified Duration	Purchase Date	Maturity Date	Current Par Value	Current Book Value	Market Value	Market Price	Price Source
Repurchase Agreement	Overnight Repo	REPURCHASE AGREEMENT		0.130	0.130	0.005	6/29/2012	7/2/2012	50,000,000.00	50,000,000.00	50,000,000.00	100.000000	BOOK
Repurchase Agreement	Overnight Repo	REPURCHASE AGREEMENT		0.190	0.190	0.005	6/29/2012	7/2/2012	94,687,103.00	94,687,103.00	94,687,103.00	100.000000	BOOK
Total		Count 2		0.169	0.169	0.005			144,687,103.00	144,687,103.00	144,687,103.00	100.000000	

POOLED INVESTMENTS AT JUNE 30, 2012 - PORTFOLIO POSITION DETAIL

COMMERCIAL PAPER													
	Issuer	Sec. Description	CUSIP	Coupon Rate	Yield to Maturity	Modified Duration	Purchase Date	Maturity Date	Current Par Value	Current Book Value	Market Value	Market Price	Price Source
Commercial Paper	BNP Paribas Finance Inc.	CP-PARFIN-99.996-G66-46	0556N0G66	0.190	0.190	0.016	6/29/2012	7/6/2012	30,000,000.00	29,998,891.67	29,998,958.33	99.996528	SUNGD
Commercial Paper	General Electric Capital Corp.	CP-GECC-99.783-G68-23	36959HG68	0.380	0.381	0.016	12/14/2011	7/6/2012	25,000,000.00	24,945,902.78	24,999,131.94	99.996528	SUNGD
Commercial Paper	Societe Generale North America, Inc.	CP-SOCNAM-99.994-G66-25	83365RG66	0.270	0.270	0.016	6/29/2012	7/6/2012	25,000,000.00	24,998,687.50	24,999,131.94	99.996528	SUNGD
Commercial Paper	Nestle Capital Corp.	CP-NESCPP-99.866-H31-38	64105GH31	0.200	0.200	0.093	12/7/2011	8/3/2012	25,000,000.00	24,966,666.67	24,994,270.83	99.977083	SUNGD
Commercial Paper	Toyota Motor Credit Corp.	CP-TOYCC-99.775-HH2-24	89233GHH2	0.390	0.391	0.131	1/23/2012	8/17/2012	25,000,000.00	24,943,937.50	24,991,840.28	99.967361	SUNGD
Commercial Paper	Bank of Nova Scotia U.S.	CP-BNS-99.631-HX4-22	06416JHX4	0.495	0.497	0.170	12/7/2011	8/31/2012	25,000,000.00	24,907,875.00	24,986,020.83	99.944083	SUNGD
Commercial Paper	Coca-Cola Co.	CP-KOPP-99.841-NJ6-05	19121ANJ6	0.270	0.270	0.553	6/20/2012	1/18/2013	25,000,000.00	24,960,250.00	24,896,708.33	99.586833	SUNGD
Total				Count 7	0.310	0.311	0.139		180,000,000.00	179,722,211.12	179,866,062.48	99.925590	
NEGOTIABLE CD													
	Issuer	Sec. Description	CUSIP	Coupon Rate	Yield to Maturity	Modified Duration	Purchase Date	Maturity Date	Current Par Value	Current Book Value	Market Value	Market Price	Price Source
Negotiable CD	Rabobank NY	CD-RABONY-100.00-M77-41	74977MM77	0.580	0.580	0.208	2/16/2012	9/14/2012	25,000,000.00	25,000,000.00	25,023,199.29	100.092797	SUNGD
Negotiable CD	Svenska Handelsbanken NY	CD-SVSNY-100.00-306-41	86959B306	0.550	0.550	0.285	3/6/2012	10/12/2012	25,000,000.00	25,000,000.00	25,013,661.94	100.054648	SUNGD
Negotiable CD	Swedbank NY	CD-SWEDBK-100.00-KH0-41	87019QKH0	0.730	0.730	0.438	6/1/2012	12/7/2012	25,000,000.00	25,000,000.00	25,000,000.00	100.000000	USERP
Total				Count 3	0.620	0.620	0.310		75,000,000.00	75,000,000.00	75,036,861.23	100.049148	
NON-NEGOTIABLE CD													
	Issuer	Sec. Description	CUSIP	Coupon Rate	Yield to Maturity	Modified Duration	Purchase Date	Maturity Date	Current Par Value	Current Book Value	Market Value	Market Price	Price Source
Non-Negotiable CDs	Borrego Springs Bank CDARS	NNCD-CDARS-100.00-02		1.250	1.250	0.627	2/16/2012	2/14/2013	10,000,000.00	10,000,000.00	10,000,000.00	100.000000	USERP
Total				Count 1	1.250	1.250	0.627		10,000,000.00	10,000,000.00	10,000,000.00	100.000000	
CORPORATE MTN/BONDS													
	Issuer	Sec. Description	CUSIP	Coupon Rate	Yield to Maturity	Modified Duration	Purchase Date	Maturity Date	Current Par Value	Current Book Value	Market Value	Market Price	Price Source
Medium Term Note	Procter & Gamble Co.	MTN-PG-99.927-DR7-05	742718DR7	1.375	1.405	0.088	2/1/2012	8/1/2012	10,000,000.00	9,998,531.93	10,006,250.00	100.062500	SUNGD
Medium Term Note	Berkshire Hathaway Inc.	MTN-BRK-108.516-AY7-27	084664AY7	5.125	0.653	0.211	3/15/2012	9/15/2012	4,500,000.00	4,600,302.25	4,541,484.38	100.921875	SUNGD
Medium Term Note	3M Company	MTN-MMM-107.154-AD7-27	88579EAD7	4.650	0.839	0.460	6/15/2012	12/15/2012	10,000,000.00	10,189,736.52	10,200,000.00	102.000000	SUNGD
Medium Term Note	General Electric Capital Corp.	MTN-GE-101.975-4H4-46	36962G4H4	2.800	0.934	0.515	12/14/2011	1/8/2013	10,000,000.00	10,197,520.00	10,117,187.50	101.171875	SUNGD
Medium Term Note	PepsiCo Inc.	MTN-PEP-104.191-BG2-86	713448BG2	4.650	0.305	0.614	2/27/2012	2/15/2013	5,000,000.00	5,217,300.00	5,128,125.00	102.562500	SUNGD
Medium Term Note	Metropolitan Life Insurance	FRN-MET-100.00-AJ1-26	59157BAJ1	0.718	0.718	0.247	4/3/2012	4/3/2013	11,500,000.00	11,500,000.00	11,498,203.13	99.984375	SUNGD
Medium Term Note	General Dynamics Corp.	MTN-GD-106.499-AK4-86	369550AK4	4.250	0.503	0.865	8/17/2011	5/15/2013	10,000,000.00	10,649,900.00	10,326,562.50	103.265625	SUNGD
Medium Term Note	Wal-Mart Stores Inc.	MTN-WMT-99.657-CW1-07	931142CW1	0.750	0.866	1.314	10/25/2010	10/25/2013	10,000,000.00	9,965,700.00	10,023,437.50	100.234375	SUNGD
Medium Term Note	Wal-Mart Stores Inc.	MTN-WMT-99.73-DA8-43	931142DA8	1.625	1.718	1.768	4/18/2011	4/15/2014	3,000,000.00	2,991,900.00	3,057,187.50	101.906250	SUNGD
Medium Term Note	General Electric Capital Corp.	FRN-GE-100.00-5X8-43	36962G5X8	1.166	1.166	1.796	4/27/2012	4/24/2014	10,000,000.00	10,000,000.00	10,000,000.00	100.000000	SUNGD
Medium Term Note	Colgate-Palmolive Company	MTN-CL-99.854-DT4-82	19416ODT4	1.250	1.300	1.818	5/4/2011	5/1/2014	4,000,000.00	3,994,160.00	4,049,375.00	101.234375	SUNGD
Medium Term Note	Johnson & Johnson	MTN-JNJ-99.883-AX2-27	478160AX2	1.200	1.240	1.857	5/20/2011	5/15/2014	10,000,000.00	9,988,300.00	10,135,937.50	101.359375	SUNGD
Medium Term Note	Google Inc.	MTN-GOOG-99.977-AA0-43	38259PAA0	1.250	1.258	1.868	5/19/2011	5/19/2014	7,000,000.00	6,998,390.00	7,108,281.25	101.546875	SUNGD
Medium Term Note	Procter & Gamble Co.	MTN-PG-99.589-DU0-82	742718DU0	0.700	0.839	2.108	8/15/2011	8/15/2014	7,000,000.00	6,971,230.00	7,018,593.75	100.265625	SUNGD
Total				Count 14	2.169	0.953	1.033		112,000,000.00	113,262,970.70	113,210,625.01	101.080915	
									Grand Total	2,420,180,419.66	2,422,155,481.43	2,426,300,384.38	



GLOSSARY OF INVESTMENT TERMS

ASSET BACKED SECURITIES: Securities, such as bonds or notes, collateralized by receivables such as credit card or auto loans.

BOOK VALUE: The original cost of the investment, plus accrued interest and amortization of any premium or discount.

CERTIFICATE OF DEPOSIT (CD or NCD): A deposit of funds at a bank for a specified period of time that earns interest at a specified rate. Commonly known as "CDs" or "negotiable CDs."

COUPON: The annual rate at which a bond pays interest.

CUSIP: The number identifying all stocks and registered bonds, using the Committee on Uniform Securities Identification Procedures (CUSIP).

DURATION: The weighted average time to maturity of a bond where the weights are the present values of future cash flows. Duration measures the price sensitivity of a bond to changes in interest rates.

LOCAL AGENCY INVESTMENT FUND (LAIF): An investment pool sponsored by the State of California and administered/managed by the State Treasurer's Office. Local government units, with consent of the local governing body of that agency, may voluntarily deposit surplus funds for the purpose of investment.

MARKET VALUE: The price at which a security is trading and could presumably be purchased or sold.

MATURITY: The date upon which the principal or stated value of an investment becomes due and payable.

PAR VALUE: The amount of principal which must be paid at maturity. Also referred to as the face amount of a bond, normally quoted in \$1,000 increments per bond.

REPURCHASE AGREEMENT (RP OR REPO): The purchase of securities, on a temporary basis, with the seller's simultaneous agreement to repurchase the securities at a later date at a specified price that includes interest for the buyer's holding period. In essence, this is a collateralized investment whereby the security "buyer" lends the "seller" money for the period of the agreement.

U. S. GOVERNMENT AGENCY SECURITIES: Debt securities issued by U. S. Government sponsored enterprises and federally related institutions. These government agencies include: Federal Home Loan Banks (FHLB); Federal Home Loan Mortgage Corporation (FHLMC, or "Freddie Mac"); Federal National Mortgage Association (FNMA, or "Fannie Mae"); Federal Farm Credit Banks (FFCB); and Tennessee Valley Authority (TVA).

U.S. TREASURY SECURITIES: Securities issued by the U. S. Treasury and backed by the full faith and credit of the United States. Treasuries are considered to have no credit risk, and are the benchmark for interest rates on all other securities in the U.S. and overseas. The Treasury issues both discounted securities and fixed coupon notes and bonds.

WEIGHTED AVERAGE DAYS TO MATURITY: The weighted average of the remaining term to maturity of all of the assets in an investment pool or securities portfolio, as expressed in days.

YIELD: The rate of annual income return on an investment, expressed as a percentage.

(a) **EARNED INCOME YIELD** is the annual income from an investment divided by the current market value.

(b) **YIELD TO MATURITY** is the rate of return earned on an investment considering all cash flows and timing factors: interest earnings, discounts, and premiums above par.

For additional glossary terms, previous Investment Reports, and City Investment Policy, please visit the Office of the City Treasurer's website at: <http://www.sandiego.gov/treasurer/investments/>