

POOLED INVESTMENTS AT JULY 31, 2012 - SUMMARY & STATISTICS

City of San Diego
Office of the City Treasurer



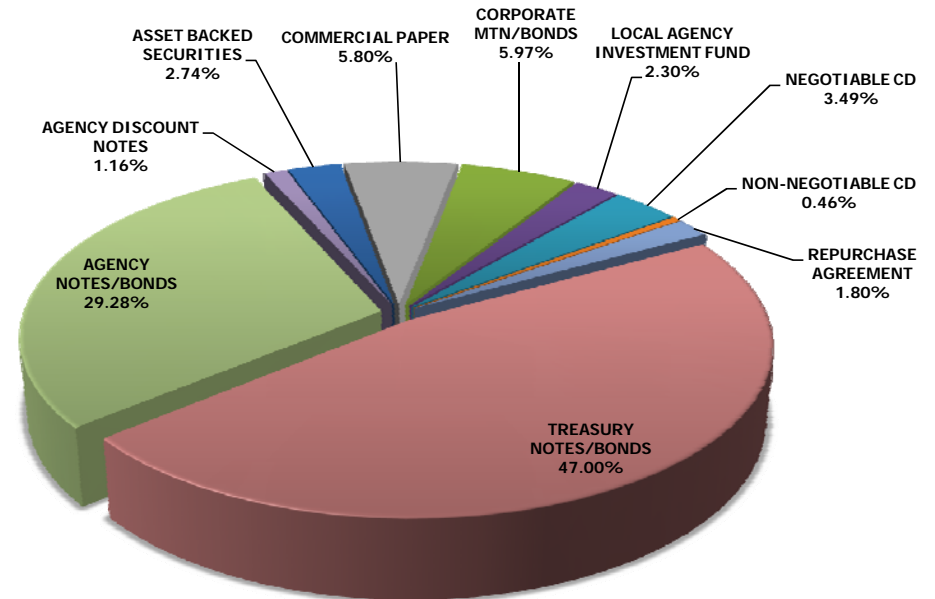
ASSET ALLOCATION

Assets (000's)	Current Par Value	Current Book Value	Market Value	Mkt/Book	Yield to Maturity
ASSET BACKED SECURITIES	59,000	58,999	59,083	100.14%	0.52%
COMMERCIAL PAPER	125,000	124,724	124,789	100.05%	0.34%
CORPORATE MTN/BONDS	127,000	128,467	128,526	100.05%	0.88%
LOCAL AGENCY INVESTMENT FUND	49,519	49,519	49,519	100.00%	0.36%
NEGOTIABLE CD	75,000	75,000	75,035	100.05%	0.62%
NON-NEGOTIABLE CD	10,000	10,000	10,000	100.00%	1.25%
REPURCHASE AGREEMENT	38,700	38,700	38,700	100.00%	0.16%
TREASURY NOTES/BONDS	1,010,000	1,011,126	1,014,626	100.35%	0.55%
AGENCY NOTES/BONDS	630,000	629,844	631,678	100.29%	0.54%
AGENCY DISCOUNT NOTES	25,000	24,953	24,977	100.09%	0.19%
Totals (000's):	2,149,219	2,151,333	2,156,934	100.26%	0.55%

Portfolio Breakdown & Statistics

	Liquidity	Core
Portfolio Size	\$749,798,435	\$1,401,534,095
% of total pool	34.85%	65.15%
Portfolio Duration*	0.37	1.63
Index Duration*	0.37	1.82
% of index	101.87%	89.24%
Weighted Average Days to Maturity	147	690
Earned Income Yield	0.414%	1.134%

* Macaulay's Duration for fund 9997 and Effective Duration for fund 9998.



Pooled Portfolio Composition by Book Value

POOLED INVESTMENTS AT JULY 31, 2012 - MATURITY DISTRIBUTION

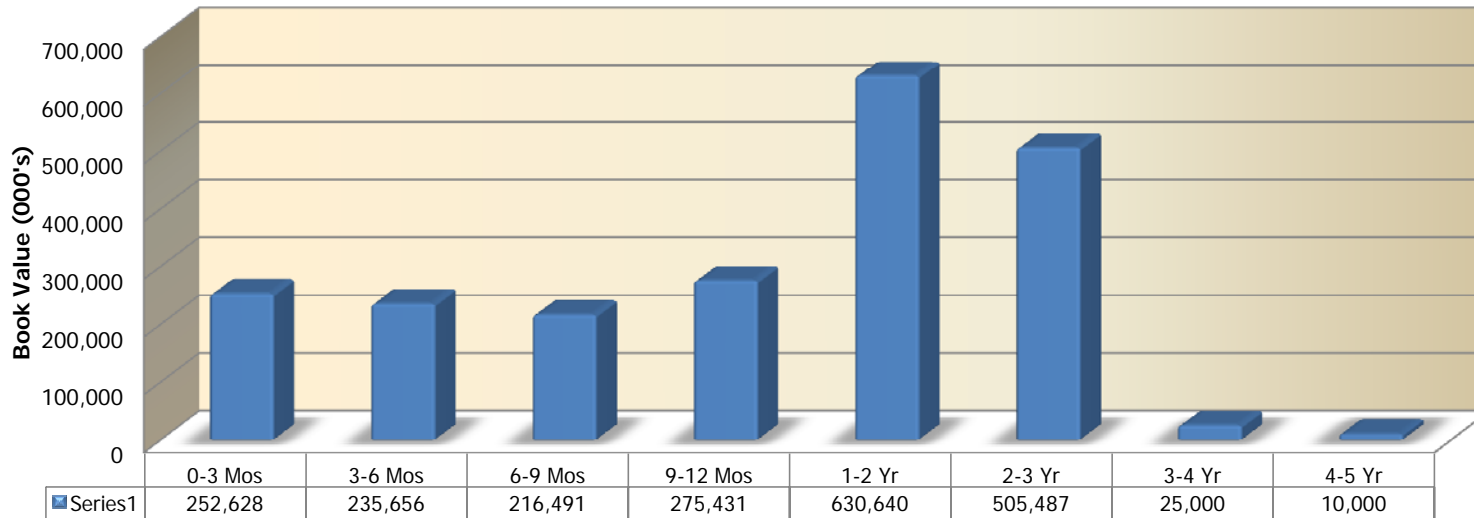
City of San Diego
Office of the City Treasurer



MATURITY DISTRIBUTION

Current Book Value (000's)	0-3 Mos	3-6 Mos	6-9 Mos	9-12 Mos	1-2 Yr	2-3 Yr	3-4 Yr	4-5 Yr	Totals (000's)
ASSET BACKED SECURITIES						33,999	25,000		58,999
COMMERCIAL PAPER	74,818	24,960	24,945						124,724
CORPORATE MTN/BONDS	14,599	35,591	16,717	10,650	43,938	6,971			128,467
LOCAL AGENCY INVESTMENT FUND	49,519								49,519
NEGOTIABLE CD	50,000	25,000							75,000
NON-NEGOTIABLE CD			10,000						10,000
REPURCHASE AGREEMENT	38,700								38,700
TREASURY NOTES/BONDS		24,991	74,931	124,872	461,752	324,581			1,011,126
AGENCY NOTES/BONDS	24,991	125,114	64,944	139,909	124,949	139,935		10,000	629,844
AGENCY DISCOUNT NOTES			24,953						24,953
Totals (000's):	252,628	235,656	216,491	275,431	630,640	505,487	25,000	10,000	2,151,333
% of Portfolio	11.74%	10.95%	10.06%	12.80%	29.31%	23.50%	1.16%	0.46%	100.00%

Maturity Distribution
July 31, 2012



POOLED INVESTMENTS AT JULY 31, 2012 - HISTORICAL EARNED INCOME YIELDS

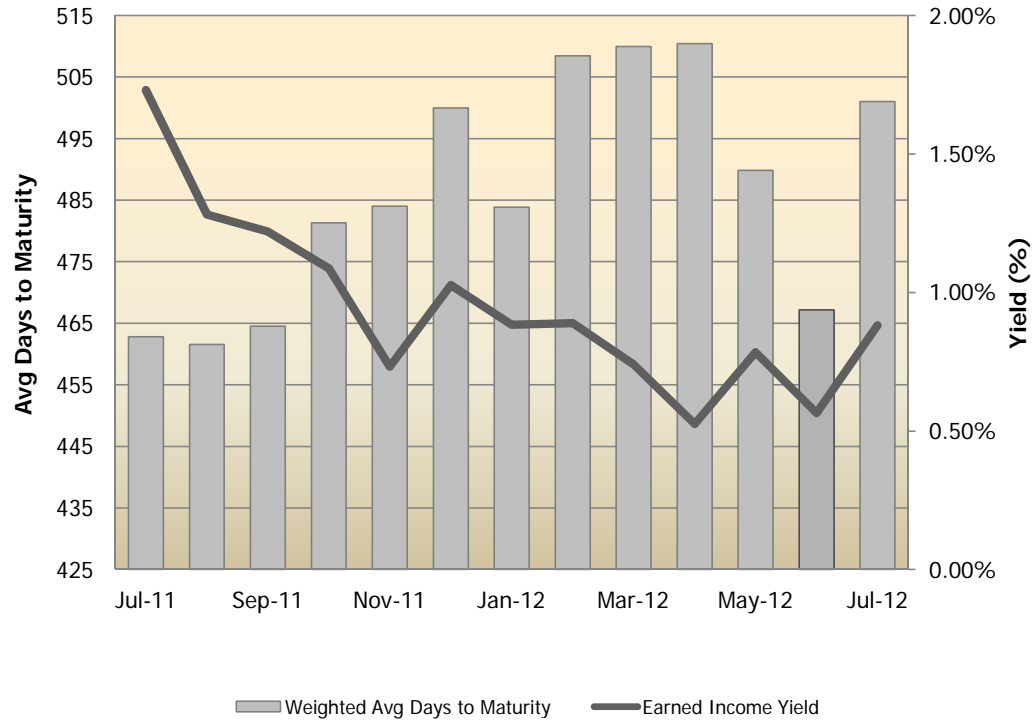
City of San Diego
Office of the City Treasurer



PORTFOLIO - EARNED INCOME YIELD

Month	Earned Income Yield	Weighted Avg Days to Maturity
Jul-11	1.73%	462.79
Aug-11	1.28%	461.57
Sep-11	1.22%	464.53
Oct-11	1.09%	481.29
Nov-11	0.73%	484.01
Dec-11	1.03%	499.96
Jan-12	0.88%	483.84
Feb-12	0.89%	508.44
Mar-12	0.74%	509.93
Apr-12	0.53%	510.44
May-12	0.78%	489.82
Jun-12	0.57%	467.16
Jul-12	0.88%	501.04

Yield and Weighted Average Days to Maturity Trends

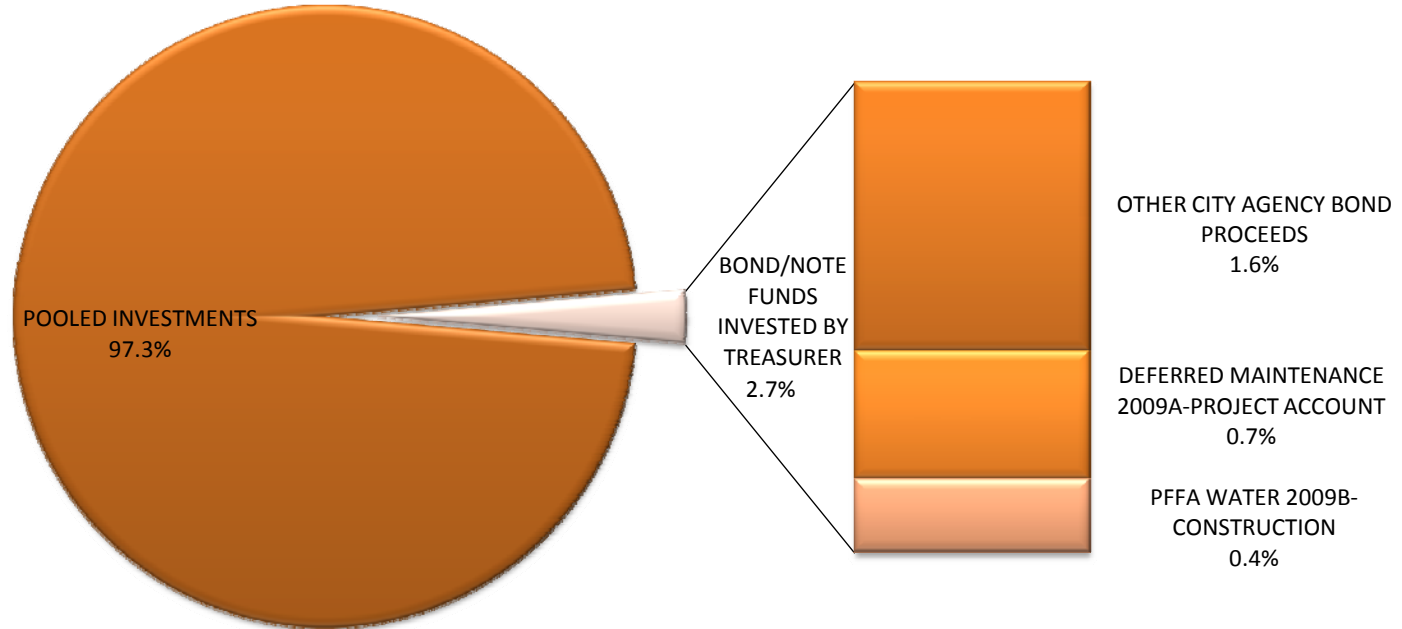


INVESTMENTS AT JULY 31, 2012 - SUMMARY BY FUND TYPE



INVESTMENT STATUS SUMMARY BY FUND TYPE

Category	Cost of Invest Held	% of Total	Market Value
POOLED INVESTMENTS:	2,151,332,529.74	97.3%	2,156,933,543.20
BOND/NOTE FUNDS INVESTED BY TREASURER	60,457,489.25	2.7%	60,483,093.72
PFFA WATER 2009B-CONSTRUCTION	9,336,595.22	0.4%	9,346,687.56
DEFERRED MAINTENANCE 2009A-PROJECT ACCOUNT	16,556,134.11	0.7%	16,559,561.04
OTHER CITY AGENCY BOND PROCEEDS	34,564,759.92	1.6%	34,576,845.12
TOTAL INVESTED FUNDS:	2,211,790,018.99	100.0%	2,217,416,636.92



POOLED INVESTMENTS AT JULY 31, 2012 - PORTFOLIO POSITION DETAIL

TREASURY NOTES/BONDS	Issuer	Sec. Description	CUSIP	Coupon Rate	Yield to Maturity	Modified Duration	Purchase Date	Maturity Date	Current Par Value	Current Book Value	Market Value	Market Price	Price Source
US Treasury Note	US Treasury	TN-99.925-PR5-26	912828PR5	0.625	0.662	0.504	1/31/2012	1/31/2013	25,000,000.00	24,990,689.41	25,057,500.00	100.230000	SUNGD
US Treasury Note	US Treasury	TN-100.078-MN7-05	912828MN7	1.375	1.348	0.535	3/1/2010	2/15/2013	25,000,000.00	25,019,531.25	25,162,500.00	100.650000	SUNGD
US Treasury Note	US Treasury	TN-99.730-QK9-26	912828QK9	0.625	0.766	0.582	2/29/2012	2/28/2013	25,000,000.00	24,964,964.78	25,067,500.00	100.270000	SUNGD
US Treasury Note	US Treasury	TN-99.367-MT4-43	912828MT4	1.375	1.592	0.619	3/15/2012	3/15/2013	25,000,000.00	24,946,483.65	25,187,500.00	100.750000	SUNGD
US Treasury Note	US Treasury	TN-99.794-NH9-27	912828NH9	1.125	1.195	0.869	6/15/2010	6/15/2013	25,000,000.00	24,948,581.00	25,205,000.00	100.820000	SUNGD
US Treasury Note	US Treasury	TN-99.789-NH9-82	912828NH9	1.125	1.197	0.869	6/21/2010	6/15/2013	20,000,000.00	19,957,812.50	20,164,000.00	100.820000	SUNGD
US Treasury Note	US Treasury	TN-99.898-NN6-38	912828NN6	1.000	1.035	0.953	7/15/2010	7/15/2013	40,000,000.00	39,959,339.20	40,308,000.00	100.770000	SUNGD
US Treasury Note	US Treasury	TN-100.015-QW3-05	912828QW3	0.375	0.367	0.999	8/1/2011	7/31/2013	40,000,000.00	40,006,250.00	40,076,000.00	100.190000	SUNGD
US Treasury Note	US Treasury	TN-99.841-NU0-27	912828NU0	0.750	0.804	1.033	8/16/2010	8/15/2013	10,000,000.00	9,984,154.20	10,058,000.00	100.580000	SUNGD
US Treasury Note	US Treasury	TN-99.687-NU0-05	912828NU0	0.750	0.859	1.033	9/13/2010	8/15/2013	20,000,000.00	19,937,500.00	20,116,000.00	100.580000	SUNGD
US Treasury Note	US Treasury	TN-100.460-PU8-22	912828PU8	0.500	0.262	1.285	12/7/2011	11/15/2013	25,000,000.00	25,115,234.38	25,097,500.00	100.390000	SUNGD
US Treasury Note	US Treasury	TN-103.531-JT8-38	912828JT8	2.000	0.295	1.319	11/1/2011	11/30/2013	25,000,000.00	25,882,812.50	25,595,000.00	102.380000	SUNGD
US Treasury Note	US Treasury	TN-103.437-JT8-07	912828JT8	2.000	0.273	1.319	12/1/2011	11/30/2013	25,000,000.00	25,859,375.00	25,595,000.00	102.380000	SUNGD
US Treasury Note	US Treasury	TN-100.00-RS1-26	912828RS1	0.250	0.250	1.331	12/1/2011	11/30/2013	25,000,000.00	25,000,000.00	25,017,500.00	100.070000	SUNGD
US Treasury Note	US Treasury	TN-100.972-PL8-82	912828PL8	0.750	0.271	1.367	12/1/2011	12/15/2013	25,000,000.00	25,243,164.06	25,187,500.00	100.750000	SUNGD
US Treasury Note	US Treasury	TN-99.914-SB7-25	912828SB7	0.250	0.294	1.498	2/22/2012	1/31/2014	25,000,000.00	24,978,515.63	25,015,000.00	100.060000	SUNGD
US Treasury Note	US Treasury	TN-100.199-QH6-07	912828QH6	1.250	1.181	1.520	3/1/2011	2/15/2014	25,000,000.00	25,049,804.69	25,395,000.00	101.580000	SUNGD
US Treasury Note	US Treasury	TN-99.980-PZ7-43	912828PZ7	1.250	1.257	1.604	4/1/2011	3/15/2014	20,000,000.00	19,996,093.75	20,332,000.00	101.660000	SUNGD
US Treasury Note	US Treasury	TN-99.835-SL5-82	912828SL5	0.250	0.333	1.663	4/2/2012	3/31/2014	25,000,000.00	24,959,325.90	25,012,500.00	100.050000	SUNGD
US Treasury Note	US Treasury	TN-99.824-QC7-43	912828QC7	1.250	1.310	1.687	4/15/2011	4/15/2014	25,000,000.00	24,956,013.75	25,433,500.00	101.734000	USERP
US Treasury Note	US Treasury	TN-99.976-SR2-26	912828SR2	0.250	0.262	1.746	5/1/2012	4/30/2014	25,000,000.00	24,994,310.46	25,010,000.00	100.040000	SUNGD
US Treasury Note	US Treasury	TN-99.984-SW1-82	912828SW1	0.250	0.258	1.830	6/1/2012	5/31/2014	25,000,000.00	24,996,264.52	25,012,500.00	100.050000	SUNGD
US Treasury Note	US Treasury	TN-99.882-TA8-82	912828TA8	0.250	0.309	1.913	7/2/2012	6/30/2014	35,000,000.00	34,959,459.92	35,021,000.00	100.060000	SUNGD
US Treasury Note	US Treasury	TN-99.945-QU7-26	912828QU7	0.625	0.643	1.946	7/15/2011	7/15/2014	25,000,000.00	24,986,328.13	25,192,500.00	100.770000	SUNGD
US Treasury Note	US Treasury	TN-99.804-TF7-27	912828TF7	0.125	0.223	1.998	7/31/2012	7/31/2014	75,000,000.00	74,853,515.63	74,857,500.00	99.810000	SUNGD
US Treasury Note	US Treasury	TN-100.511-RB8-43	912828RB8	0.500	0.326	2.026	9/1/2011	8/15/2014	25,000,000.00	25,127,929.68	25,140,000.00	100.560000	SUNGD
US Treasury Note	US Treasury	TN-99.866-RL6-07	912828RL6	0.500	0.545	2.193	10/17/2011	10/15/2014	25,000,000.00	24,966,628.00	25,147,500.00	100.590000	SUNGD
US Treasury Note	US Treasury	TN-99.972-RQ5-07	912828RQ5	0.375	0.384	2.280	11/15/2011	11/15/2014	25,000,000.00	24,993,164.06	25,080,000.00	100.320000	SUNGD
US Treasury Note	US Treasury	TN-99.863-RZ5-43	912828RZ5	0.250	0.297	2.449	2/1/2012	1/15/2015	25,000,000.00	24,965,820.31	25,007,500.00	100.030000	SUNGD
US Treasury Note	US Treasury	TN-99.492-SE1-82	912828SE1	0.250	0.423	2.530	3/1/2012	2/15/2015	25,000,000.00	24,875,622.43	24,997,500.00	99.990000	SUNGD
US Treasury Note	US Treasury	TN-99.660-SK7-82	912828SK7	0.375	0.491	2.608	4/2/2012	3/15/2015	25,000,000.00	24,919,624.66	25,072,500.00	100.290000	SUNGD
US Treasury Note	US Treasury	TN-99.992-SP6-82	912828SP6	0.375	0.378	2.692	5/1/2012	4/15/2015	25,000,000.00	25,002,145.23	25,077,500.00	100.310000	SUNGD
US Treasury Note	US Treasury	TN-99.699-SU5-43	912828SU5	0.250	0.352	2.780	6/1/2012	5/15/2015	25,000,000.00	24,927,691.92	24,982,500.00	99.930000	SUNGD
US Treasury Note	US Treasury	TN-99.898-SZ4-27	912828SZ4	0.375	0.410	2.858	7/2/2012	6/15/2015	25,000,000.00	24,978,963.88	25,065,000.00	100.260000	SUNGD
US Treasury Note	US Treasury	TN-99.812-TD2-26	912828TD2	0.250	0.314	2.946	7/31/2012	7/15/2015	100,000,000.00	99,823,369.57	99,880,000.00	99.880000	SUNGD
Total	Count 35			0.615	0.553	1.752			1,010,000,000.00	1,011,126,484.04	1,014,626,000.00	100.458020	

AGENCY NOTES/BONDS	Issuer	Sec. Description	CUSIP	Coupon Rate	Yield to Maturity	Modified Duration	Purchase Date	Maturity Date	Current Par Value	Current Book Value	Market Value	Market Price	Price Source
Agency Note	Federal Home Loan Bank	FHLB-99.965-XH5-43	313375XH5	0.230	0.264	0.233	10/24/2011	10/24/2012	25,000,000.00	24,991,477.25	25,007,812.50	100.031250	SUNGD
Agency Note	Federal Home Loan Bank	FHLB-100.00-BV6-38	313376BV6	0.200	0.200	0.271	11/7/2011	11/7/2012	25,000,000.00	25,000,000.00	25,000,000.00	100.000000	SUNGD
Agency Note	Federal Home Loan Bank	FHLB-99.977-F26-07	313376F26	0.180	0.203	0.315	11/25/2011	11/23/2012	25,000,000.00	24,994,250.00	25,000,000.00	100.000000	SUNGD
Agency Note	Federal Home Loan Bank	FHLB-100.018-KK0-07	313376KK0	0.210	0.183	0.392	4/19/2012	12/21/2012	25,000,000.00	25,021,708.33	25,007,812.50	100.031250	SUNGD
Agency Note	Federal Farm Credit Bank	FFCB-100.392-6W8-46	31331J6W8	0.750	0.214	0.430	4/10/2012	1/4/2013	25,000,000.00	25,098,133.75	25,062,500.00	100.250000	SUNGD
Agency Note	Federal Home Loan Bank	FHLB-OT0912-100.00-MA0-46	313376MA0	0.250	0.250	0.441	12/27/2011	1/8/2013	25,000,000.00	25,000,000.00	25,007,812.50	100.031250	SUNGD
Agency Note	Federal Farm Credit Bank	FFCB-99.737-BV4-07	31331JBV4	1.750	1.838	0.551	1/15/2010	2/21/2013	20,000,000.00	19,947,400.00	20,162,500.00	100.812500	SUNGD
Agency Note	Federal Home Loan Bank	FHLB-OT0812-100.00-CP4-27	313378CP4	0.250	0.250	0.583	2/28/2012	2/28/2013	20,000,000.00	20,000,000.00	19,987,500.00	99.937500	SUNGD

POOLED INVESTMENTS AT JULY 31, 2012 - PORTFOLIO POSITION DETAIL

Agency Note	Federal Home Loan Bank	FHLB-99.987-W49-86	313378W49	0.240	0.253	0.697	4/13/2012	4/12/2013	25,000,000.00	24,996,765.25	25,000,000.00	100.000000	SUNGD
Agency Note	Federal Home Loan Bank	FHLB-99.995-DV8-27	313379DV8	0.230	0.235	0.772	5/9/2012	5/9/2013	25,000,000.00	24,998,750.00	25,000,000.00	100.000000	SUNGD
Agency Note	Federal Home Loan Bank	FHLB-QC1112-100.00-HE2-86	313379HE2	0.300	0.300	0.824	5/30/2012	5/28/2013	20,000,000.00	20,000,000.00	20,000,000.00	100.000000	SUNGD
Agency Note	Federal Farm Credit Bank	FFCB-99.977-SH2-38	3133EASH2	0.220	0.243	0.841	6/4/2012	6/4/2013	25,000,000.00	24,994,250.00	25,000,000.00	100.000000	SUNGD
Agency Note	NCUA Guaranteed	NCUAGT-FRN-100.00-AA9-07	62889KAA9	0.269	0.269	0.019	6/16/2011	6/12/2013	20,000,000.00	20,000,000.00	20,000,000.00	100.000000	BOOK
Agency Note	Federal Farm Credit Bank	FFCB-99.688-PK3-41	31331JPK3	1.375	1.479	0.897	5/25/2010	6/25/2013	25,000,000.00	24,922,000.00	25,281,250.00	101.125000	SUNGD
Agency Note	Federal Home Loan Bank	FHLB-99.976-Y78-43	313379Y78	0.240	0.263	0.908	6/28/2012	6/28/2013	25,000,000.00	24,994,152.00	25,000,000.00	100.000000	SUNGD
Agency Note	Federal National Mortgage Association	FNMA-OT0812-100.05-CC5-46	3135G0CC5	0.550	0.525	1.057	8/23/2011	8/23/2013	10,000,000.00	10,005,000.00	10,000,000.00	100.000000	SUNGD
Agency Note	Federal Home Loan Mortgage Corporation	FHLMC-99.978-3H3-07	3134G23H3	0.500	0.511	1.202	10/20/2011	10/15/2013	15,000,000.00	14,996,700.00	15,046,875.00	100.312500	SUNGD
Agency Note	Federal Home Loan Mortgage Corporation	FHLMC-OT0213-100.00-MH0-27	3134G3MH0	0.450	0.450	1.549	2/21/2012	2/21/2014	20,000,000.00	20,000,000.00	20,025,000.00	100.125000	SUNGD
Agency Note	Federal Farm Credit Bank	FFCB-99.803-AH3-07	31331KAH3	1.125	1.190	1.555	1/19/2011	2/27/2014	25,000,000.00	24,950,750.00	25,335,937.50	101.343750	SUNGD
Agency Note	International Finance Corporation	IFC-OT0812-99.970-BR6-07	45950VBR6	0.450	0.465	1.577	2/28/2012	2/28/2014	10,000,000.00	9,997,000.00	9,997,000.00	99.970000	BOOK
Agency Note	Intl Bank of Reconstruction & Development	IBRD-OT0413-100.00-KX1-82	45905UKX1	0.550	0.550	1.725	4/25/2012	4/25/2014	25,000,000.00	25,000,000.00	25,109,375.00	100.437500	SUNGD
Agency Note	Intl Bank of Reconstruction & Development	IBRD-OT0613-100.00-LC6-86	459058CS0	0.550	0.550	1.839	6/6/2012	6/6/2014	10,000,000.00	10,000,000.00	10,000,000.00	100.000000	BOOK
Agency Note	Federal Home Loan Bank	FHLB-MC0812-100.00-YK9-07	313379YK9	0.500	0.500	1.954	7/17/2012	7/17/2014	10,000,000.00	10,000,000.00	10,000,000.00	100.000000	SUNGD
Agency Note	Federal Home Loan Mortgage Corporation	FHLMC-99.868-CV9-46	3137EACV9	1.000	1.043	2.047	7/5/2011	8/27/2014	25,000,000.00	24,967,000.00	25,382,812.50	101.531250	SUNGD
Agency Note	Federal National Mortgage Association	FNMA-OT1012-100.197-EJ8-07	3135G0EJ8	0.850	0.778	2.210	1/9/2012	10/24/2014	20,000,000.00	20,039,400.00	20,025,000.00	100.125000	SUNGD
Agency Note	Federal Home Loan Mortgage Corporation	FHLMC-OT0214-100.00-MR8-43	3134G3MR8	0.550	0.550	2.513	2/13/2012	2/13/2015	20,000,000.00	20,000,000.00	20,056,250.00	100.281250	SUNGD
Agency Note	Federal National Mortgage Association	FNMA-OT0214-99.875-HN6-27	3135G0HN6	0.550	0.592	2.552	2/27/2012	2/27/2015	20,000,000.00	19,975,000.00	20,075,000.00	100.375000	SUNGD
Agency Note	Federal National Mortgage Association	FNMA-QC0313-100.00-JB0-43	3135G0JB0	0.700	0.700	2.591	3/13/2012	3/13/2015	10,000,000.00	10,000,000.00	10,015,625.00	100.156250	SUNGD
Agency Note	Federal National Mortgage Association	FNMA-OT0413-100.00-KD4-07	3135G0KD4	0.750	0.750	2.703	4/24/2012	4/24/2015	10,000,000.00	10,000,000.00	10,015,625.00	100.156250	SUNGD
Agency Note	Federal National Mortgage Association	FNMA-QC1112-100.00-LC5-48	3135G0LC5	0.700	0.700	2.802	5/29/2012	5/29/2015	10,000,000.00	10,000,000.00	10,009,375.00	100.093750	SUNGD
Agency Note	Federal Farm Credit Bank	FFCB-99.692-RQ3-07	3133EARQ3	0.500	0.601	2.876	5/23/2012	6/23/2015	15,000,000.00	14,953,800.00	15,032,812.50	100.218750	SUNGD
Agency Note	Federal National Mortgage Association	FNMA-QC1212-100.00-LX9-27	3135G0LX9	0.700	0.700	2.877	6/26/2012	6/26/2015	10,000,000.00	10,000,000.00	10,015,625.00	100.156250	SUNGD
Agency Note	Federal Home Loan Mortgage Corporation	FHLMC-QC0113-100.00-YZ7-07	3134G3YZ7	1.100	1.100	4.862	7/25/2012	7/25/2017	10,000,000.00	10,000,000.00	10,018,750.00	100.187500	SUNGD
Total				Count 33	0.546	0.542	1.250			630,000,000.00	629,843,536.58	631,678,250.00	100.266389

AGENCY DISCOUNT NOTES		Issuer	Sec. Description	CUSIP	Coupon Rate	Yield to Maturity	Modified Duration	Purchase Date	Maturity Date	Current Par Value	Current Book Value	Market Value	Market Price	Price Source
Agency Discount Note	Federal Home Loan Mortgage Corporation	FHLMC-DN-99.812-ES6-05	313397ES6	0.190	0.190	0.728	5/2/2012	4/23/2013	25,000,000.00	24,953,027.78	24,976,562.50	99.906250	SUNGD	
Total				Count 1	0.190	0.190	0.728			25,000,000.00	24,953,027.78	24,976,562.50	99.906250	

LOCAL AGENCY INVESTMENT FUND		Issuer	Sec. Description	CUSIP	Coupon Rate	Yield to Maturity	Modified Duration	Purchase Date	Maturity Date	Current Par Value	Current Book Value	Market Value	Market Price	Price Source
Local Agency Investment Fund	California State Pool	LOCAL AGENCY INVESTMENT FUND			0.360	0.360	0.003	3/31/2003	8/1/2012	49,519,286.27	49,519,286.27	49,519,286.27	100.000000	BOOK
Total				Count 1	0.360	0.360	0.003			49,519,286.27	49,519,286.27	49,519,286.27	100.000000	

ASSET BACKED SECURITIES		Issuer	Sec. Description	CUSIP	Coupon Rate	Yield to Maturity	Modified Duration	Purchase Date	Maturity Date	Current Par Value	Current Book Value	Market Value	Market Price	Price Source
Asset Backed Security	Toyota Auto Receivables Owners Trust	ABS-TAOT-99.993-AB9-38	89236PAB9	0.570	0.575	1.119	4/18/2012	10/15/2014	9,000,000.00	8,999,410.50	9,009,720.00	100.108000	USERP	
Asset Backed Security	Honda Auto Receivables Owners Trust	ABS-HAROT-99.999-AB2-26	43813EAB2	0.560	0.560	1.161	4/25/2012	11/17/2014	15,000,000.00	14,999,943.00	15,018,000.00	100.120000	USERP	
Asset Backed Security	Chase Issuance Trust	ABS-CHAIT-100.00-FJ8-27	161571FJ8	0.790	0.790	1.449	6/18/2012	6/15/2015	10,000,000.00	10,000,000.00	10,055,600.00	100.556000	USERP	
Asset Backed Security	Chase Issuance Trust	ABS-CHAIT-100.00-EZ3-27	161571EZ3	0.369	0.369	1.704	12/28/2011	12/15/2015	25,000,000.00	25,000,000.00	25,000,000.00	100.000000	BOOK	
Total				Count 4	0.519	0.520	1.433			59,000,000.00	58,999,353.50	59,083,320.00	100.141220	

REPURCHASE AGREEMENT		Issuer	Sec. Description	CUSIP	Coupon Rate	Yield to Maturity	Modified Duration	Purchase Date	Maturity Date	Current Par Value	Current Book Value	Market Value	Market Price	Price Source
Repurchase Agreement	Overnight Repo	REPURCHASE AGREEMENT			0.160	0.160	0.003	7/31/2012	8/1/2012	38,700,000.00	38,700,000.00	38,700,000.00	100.000000	BOOK
Total				Count 1	0.160	0.160	0.003			38,700,000.00	38,700,000.00	38,700,000.00	100.000000	

POOLED INVESTMENTS AT JULY 31, 2012 - PORTFOLIO POSITION DETAIL

COMMERCIAL PAPER	Issuer	Sec. Description	CUSIP	Coupon Rate	Yield to Maturity	Modified Duration	Purchase Date	Maturity Date	Current Par Value	Current Book Value	Market Value	Market Price	Price Source
Commercial Paper	Nestle Capital Corp.	CP-NESECP-99.866-H31-38	64105GH31	0.200	0.200	0.008	12/7/2011	8/3/2012	25,000,000.00	24,966,666.67	24,999,666.67	99.998667	SUNGD
Commercial Paper	Toyota Motor Credit Corp.	CP-TOYCC-99.775-HH2-24	89233GHH2	0.390	0.391	0.047	1/23/2012	8/17/2012	25,000,000.00	24,943,937.50	24,997,333.33	99.989333	SUNGD
Commercial Paper	Bank of Nova Scotia U.S.	CP-BNS-99.631-HX4-22	06416JHX4	0.495	0.497	0.085	12/7/2011	8/31/2012	25,000,000.00	24,907,875.00	24,995,000.00	99.980000	SUNGD
Commercial Paper	Coca-Cola Co.	CP-KOPP-99.841-NJ6-05	19121ANJ6	0.270	0.270	0.468	6/20/2012	1/18/2013	25,000,000.00	24,960,250.00	24,938,611.11	99.754444	SUNGD
Commercial Paper	General Electric Capital Corp.	CP-GECC-99.780-QV2-23	36959HQV2	0.320	0.321	0.660	7/25/2012	3/29/2013	25,000,000.00	24,945,111.11	24,858,333.33	99.433333	SUNGD
	Total	Count 5		0.335	0.336	0.254			125,000,000.00	124,723,840.28	124,788,944.44	99.831155	
NEGOTIABLE CD	Issuer	Sec. Description	CUSIP	Coupon Rate	Yield to Maturity	Modified Duration	Purchase Date	Maturity Date	Current Par Value	Current Book Value	Market Value	Market Price	Price Source
Negotiable CD	Rabobank NY	CD-RABONY-100.00-M77-41	74977MM77	0.580	0.580	0.123	2/16/2012	9/14/2012	25,000,000.00	25,000,000.00	25,014,049.35	100.056197	SUNGD
Negotiable CD	Svenska Handelsbanken NY	CD-SVSNY-100.00-3Q6-41	86959B3Q6	0.550	0.550	0.200	3/6/2012	10/12/2012	25,000,000.00	25,000,000.00	25,021,271.26	100.085085	SUNGD
Negotiable CD	Swedbank NY	CD-SWEDBK-100.00-KH0-41	87019QKH0	0.730	0.730	0.353	6/1/2012	12/7/2012	25,000,000.00	25,000,000.00	25,000,000.00	100.000000	USERP
	Total	Count 3		0.620	0.620	0.225			75,000,000.00	75,000,000.00	75,035,320.61	100.047094	
NON-NEGOTIABLE CD	Issuer	Sec. Description	CUSIP	Coupon Rate	Yield to Maturity	Modified Duration	Purchase Date	Maturity Date	Current Par Value	Current Book Value	Market Value	Market Price	Price Source
Non-Negotiable CDs	Borrego Springs Bank CDARS	NNCD-CDARS-100.00-02		1.250	1.250	0.542	2/16/2012	2/14/2013	10,000,000.00	10,000,000.00	10,000,000.00	100.000000	USERP
	Total	Count 1		1.250	1.250	0.542			10,000,000.00	10,000,000.00	10,000,000.00	100.000000	
CORPORATE MTN/BONDS	Issuer	Sec. Description	CUSIP	Coupon Rate	Yield to Maturity	Modified Duration	Purchase Date	Maturity Date	Current Par Value	Current Book Value	Market Value	Market Price	Price Source
Medium Term Note	Procter & Gamble Co.	MTN-PG-99.927-DR7-05	742718DR7	1.375	1.405	0.003	2/1/2012	8/1/2012	10,000,000.00	9,998,531.93	10,000,000.00	100.000000	SUNGD
Medium Term Note	Berkshire Hathaway Inc.	MTN-BRK-108.516-AY7-27	084664AY7	5.125	0.653	0.126	3/15/2012	9/15/2012	4,500,000.00	4,600,302.25	4,525,312.50	100.562500	SUNGD
Medium Term Note	3M Company	MTN-MMM-107.154-AD7-27	88579EAD7	4.650	0.839	0.375	6/15/2012	12/15/2012	10,000,000.00	10,189,736.52	10,168,750.00	101.687500	SUNGD
Medium Term Note	General Electric Capital Corp.	MTN-GE-101.975-4H4-46	36962G4H4	2.800	0.932	0.441	7/8/2012	1/8/2013	10,000,000.00	10,092,950.59	10,106,250.00	101.062500	SUNGD
Medium Term Note	United Parcel Service Inc.	MTN-UPS-102.042-AG1-27	911312AG1	4.500	0.221	0.460	7/23/2012	1/15/2013	5,000,000.00	5,107,100.00	5,097,656.25	101.953125	SUNGD
Medium Term Note	Wells Fargo & Co .	MTN-WFC-102.015-NY3-46	949746NY3	4.375	0.403	0.504	7/27/2012	1/31/2013	10,000,000.00	10,201,500.00	10,195,312.50	101.953125	SUNGD
Medium Term Note	PepsiCo Inc.	MTN-PEP-104.191-BG2-86	713448BG2	4.650	0.305	0.528	2/27/2012	2/15/2013	5,000,000.00	5,217,300.00	5,116,406.25	102.328125	SUNGD
Medium Term Note	Metropolitan Life Insurance	FRN-MET-100.00-AJ1-26	59157BAJ1	0.711	0.711	0.161	4/3/2012	4/3/2013	11,500,000.00	11,500,000.00	11,498,203.13	99.984375	SUNGD
Medium Term Note	General Dynamics Corp.	MTN-GD-106.499-AK4-86	369550AK4	4.250	0.503	0.779	8/17/2011	5/15/2013	10,000,000.00	10,649,900.00	10,309,375.00	103.093750	SUNGD
Medium Term Note	Wal-Mart Stores Inc.	MTN-WMT-99.657-CW1-07	931142CW1	0.750	0.866	1.228	10/25/2010	10/25/2013	10,000,000.00	9,965,700.00	10,040,625.00	100.406250	SUNGD
Medium Term Note	Wal-Mart Stores Inc.	MTN-WMT-99.73-DA8-43	931142DA8	1.625	1.718	1.681	4/18/2011	4/15/2014	3,000,000.00	2,991,900.00	3,062,343.75	102.078125	SUNGD
Medium Term Note	General Electric Capital Corp.	FRN-GE-100.00-5X8-43	36962G5X8	1.152	1.152	1.715	4/27/2012	4/24/2014	10,000,000.00	10,000,000.00	10,010,937.50	100.109375	SUNGD
Medium Term Note	Colgate-Palmolive Company	MTN-CL-99.854-DT4-82	19416QDT4	1.250	1.300	1.731	5/4/2011	5/1/2014	4,000,000.00	3,994,160.00	4,065,000.00	101.625000	SUNGD
Medium Term Note	Johnson & Johnson	MTN-JNJ-99.883-AX2-27	478160AX2	1.200	1.240	1.771	5/20/2011	5/15/2014	10,000,000.00	9,988,300.00	10,165,625.00	101.656250	SUNGD
Medium Term Note	Google Inc.	MTN-GOOG-99.977-AA0-43	38259PAA0	1.250	1.258	1.781	5/19/2011	5/19/2014	7,000,000.00	6,998,390.00	7,125,781.25	101.796875	SUNGD
Medium Term Note	Procter & Gamble Co.	MTN-PG-99.589-DU0-82	742718DU0	0.700	0.839	2.021	8/15/2011	8/15/2014	7,000,000.00	6,971,230.00	7,038,281.25	100.546875	SUNGD
	Total	Count 16		2.434	0.879	0.894			127,000,000.00	128,467,001.29	128,525,859.38	101.201464	
									Grand Total	2,149,219,286.27	2,151,332,529.74	2,156,933,543.20	



GLOSSARY OF INVESTMENT TERMS

ASSET BACKED SECURITIES: Securities, such as bonds or notes, collateralized by receivables such as credit card or auto loans.

BOOK VALUE: The original cost of the investment, plus accrued interest and amortization of any premium or discount.

CERTIFICATE OF DEPOSIT (CD or NCD): A deposit of funds at a bank for a specified period of time that earns interest at a specified rate. Commonly known as "CDs" or "negotiable CDs."

COUPON: The annual rate at which a bond pays interest.

CUSIP: The number identifying all stocks and registered bonds, using the Committee on Uniform Securities Identification Procedures (CUSIP).

DURATION: The weighted average time to maturity of a bond where the weights are the present values of future cash flows. Duration measures the price sensitivity of a bond to changes in interest rates.

LOCAL AGENCY INVESTMENT FUND (LAIF): An investment pool sponsored by the State of California and administered/managed by the State Treasurer's Office. Local government units, with consent of the local governing body of that agency, may voluntarily deposit surplus funds for the purpose of investment.

MARKET VALUE: The price at which a security is trading and could presumably be purchased or sold.

MATURITY: The date upon which the principal or stated value of an investment becomes due and payable.

PAR VALUE: The amount of principal which must be paid at maturity. Also referred to as the face amount of a bond, normally quoted in \$1,000 increments per bond.

REPURCHASE AGREEMENT (RP OR REPO): The purchase of securities, on a temporary basis, with the seller's simultaneous agreement to repurchase the securities at a later date at a specified price that includes interest for the buyer's holding period. In essence, this is a collateralized investment whereby the security "buyer" lends the "seller" money for the period of the agreement.

U. S. GOVERNMENT AGENCY SECURITIES: Debt securities issued by U. S. Government sponsored enterprises and federally related institutions. These government agencies include: Federal Home Loan Banks (FHLB); Federal Home Loan Mortgage Corporation (FHLMC, or "Freddie Mac"); Federal National Mortgage Association (FNMA, or "Fannie Mae"); Federal Farm Credit Banks (FFCB); and Tennessee Valley Authority (TVA).

U.S. TREASURY SECURITIES: Securities issued by the U. S. Treasury and backed by the full faith and credit of the United States. Treasuries are considered to have no credit risk, and are the benchmark for interest rates on all other securities in the U.S. and overseas. The Treasury issues both discounted securities and fixed coupon notes and bonds.

WEIGHTED AVERAGE DAYS TO MATURITY: The weighted average of the remaining term to maturity of all of the assets in an investment pool or securities portfolio, as expressed in days.

YIELD: The rate of annual income return on an investment, expressed as a percentage.

(a) **EARNED INCOME YIELD** is the annual income from an investment divided by the current market value.

(b) **YIELD TO MATURITY** is the rate of return earned on an investment considering all cash flows and timing factors: interest earnings, discounts, and premiums above par.

For additional glossary terms, previous Investment Reports, and City Investment Policy, please visit the Office of the City Treasurer's website at: <http://www.sandiego.gov/treasurer/investments/>