

POOLED INVESTMENTS AT DECEMBER 31, 2012 - SUMMARY & STATISTICS



ASSET ALLOCATION

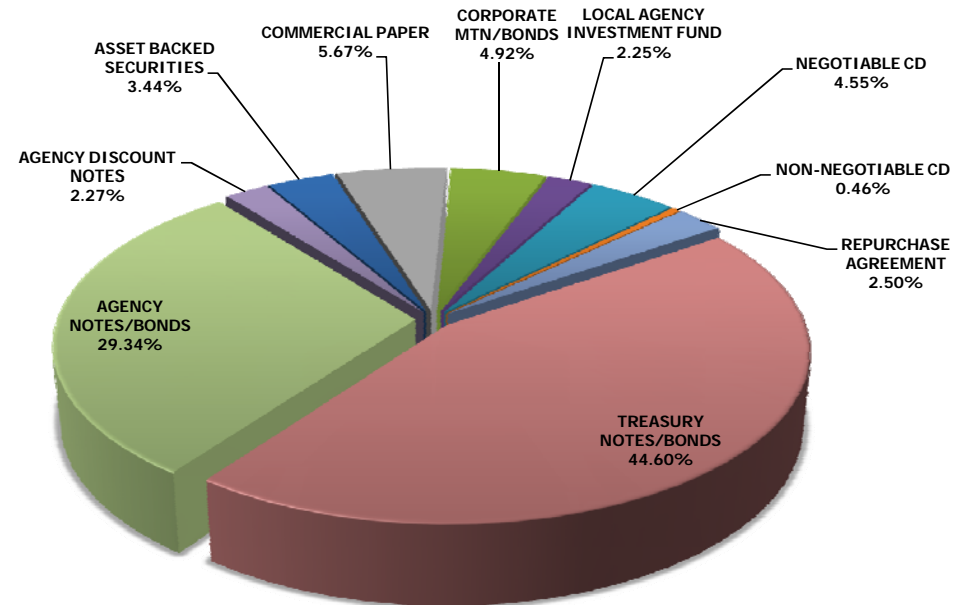
Assets (000's)	Current Par Value	Current Book Value	Market Value	Mkt/Book	Yield to Maturity
ASSET BACKED SECURITIES	75,635	75,634	75,757	100.16%	0.47%
COMMERCIAL PAPER	125,000	124,732	124,863	100.11%	0.32%
CORPORATE MTN/BONDS	107,500	108,070	108,048	99.98%	0.78%
LOCAL AGENCY INVESTMENT FUND	49,563	49,563	49,563	100.00%	0.35%
NEGOTIABLE CD	100,000	100,000	99,999	100.00%	0.40%
NON-NEGOTIABLE CD	10,000	10,000	10,000	100.00%	1.25%
REPURCHASE AGREEMENT	54,900	54,900	54,900	100.00%	0.14%
TREASURY NOTES/BONDS	980,000	980,101	982,098	100.20%	0.48%
AGENCY NOTES/BONDS	645,000	644,831	646,254	100.22%	0.58%
AGENCY DISCOUNT NOTES	50,000	49,911	49,959	100.09%	0.18%
Totals (000's):	2,197,599	2,197,742	2,201,440	100.17%	0.50%

Portfolio Breakdown & Statistics

	Liquidity	Core
Portfolio Size	\$791,593,067	\$1,406,148,537
% of total pool	36.02%	63.98%
Portfolio Duration*	0.33	1.67
Index Duration*	0.36	1.87
% of index	91.39%	88.89%
Weighted Average Days to Maturity	127	728
Earned Income Yield	0.463%	0.648%

* Macaulay's Duration for fund 9997 and Effective Duration for fund 9998.

Note: These figures do not include the effects of trades settling over month-end. After the trades settle, Core duration increases to 1.676 and Liquidity duration increases to 0.346.



Pooled Portfolio Composition by Book Value

POOLED INVESTMENTS AT DECEMBER 31, 2012 - MATURITY DISTRIBUTION

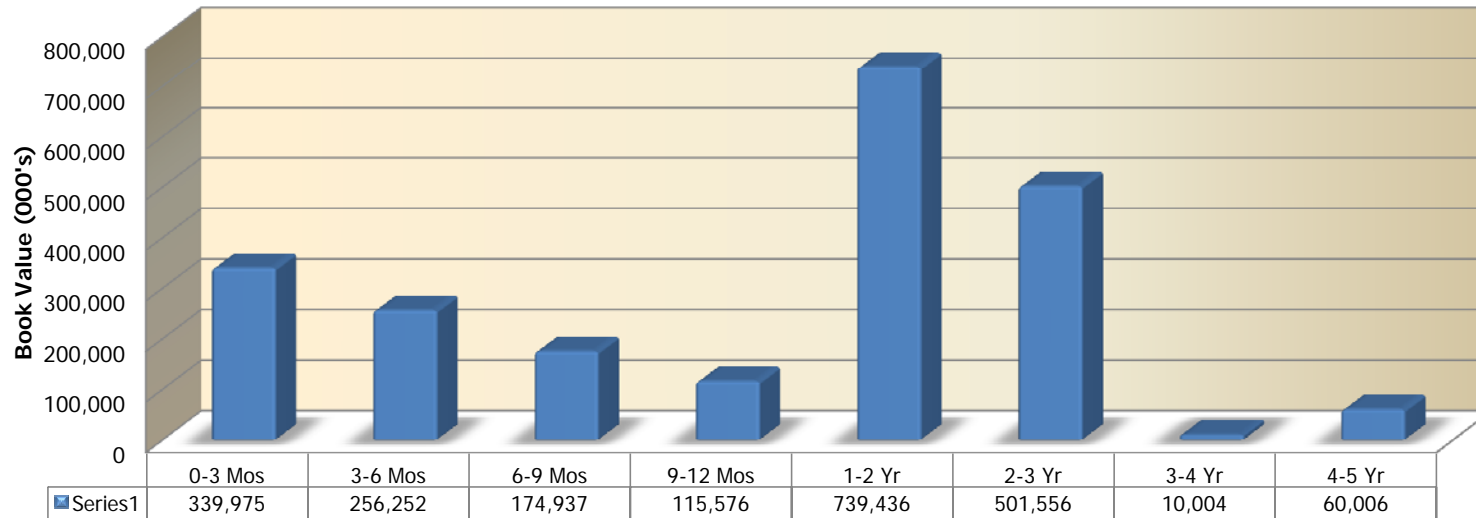
City of San Diego
Office of the City Treasurer



MATURITY DISTRIBUTION

Current Book Value (000's)	0-3 Mos	3-6 Mos	6-9 Mos	9-12 Mos	1-2 Yr	2-3 Yr	3-4 Yr	4-5 Yr	Totals (000's)
ASSET BACKED SECURITIES					23,634	41,999		10,000	75,634
COMMERCIAL PAPER	49,905	74,826							124,732
CORPORATE MTN/BONDS	30,611	11,500		9,966	55,993				108,070
LOCAL AGENCY INVESTMENT FUND	49,563								49,563
NEGOTIABLE CD			100,000						100,000
NON-NEGOTIABLE CD	10,000								10,000
REPURCHASE AGREEMENT	54,900								54,900
TREASURY NOTES/BONDS	99,905		49,941	50,667	504,907	274,680			980,101
AGENCY NOTES/BONDS	45,090	144,973	24,995	29,985	154,902	184,876	10,004	50,006	644,831
AGENCY DISCOUNT NOTES		24,953		24,958					49,911
Totals (000's):	339,975	256,252	174,937	115,576	739,436	501,556	10,004	60,006	2,197,742
% of Portfolio	15.47%	11.66%	7.96%	5.26%	33.65%	22.82%	0.46%	2.73%	100.00%

Maturity Distribution
December 31, 2012

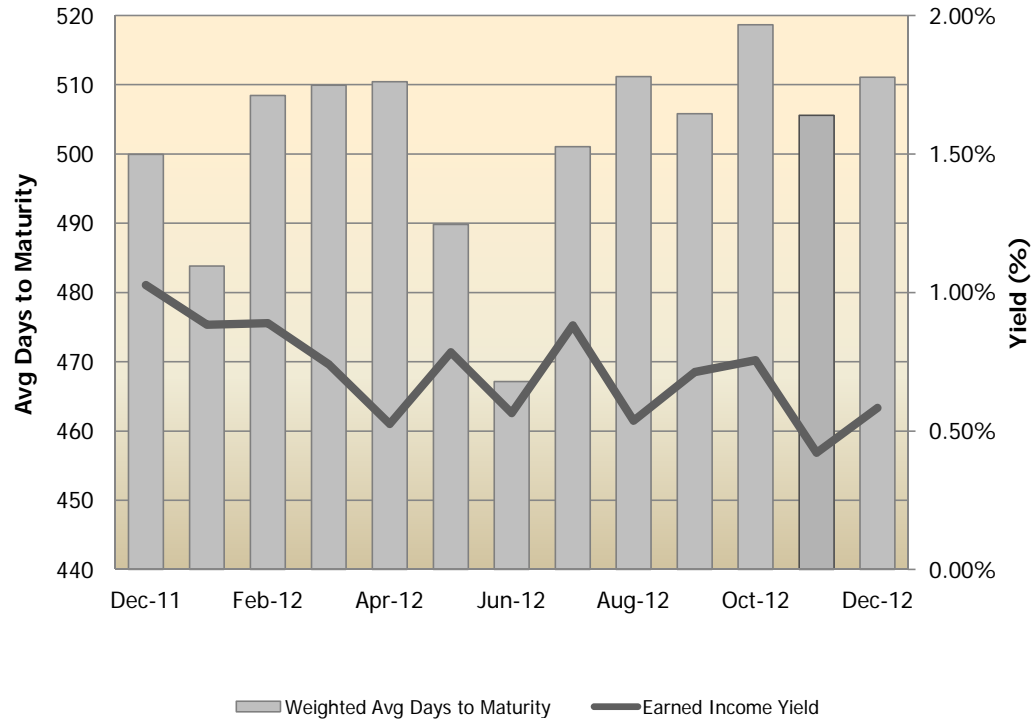




PORTFOLIO - EARNED INCOME YIELD

Month	Earned Income Yield	Weighted Avg Days to Maturity
Dec-11	1.03%	499.96
Jan-12	0.88%	483.84
Feb-12	0.89%	508.44
Mar-12	0.74%	509.93
Apr-12	0.53%	510.44
May-12	0.78%	489.82
Jun-12	0.57%	467.16
Jul-12	0.88%	501.04
Aug-12	0.54%	511.15
Sep-12	0.71%	505.83
Oct-12	0.76%	518.64
Nov-12	0.42%	505.58
Dec-12	0.58%	511.10

Yield and Weighted Average Days to Maturity Trends

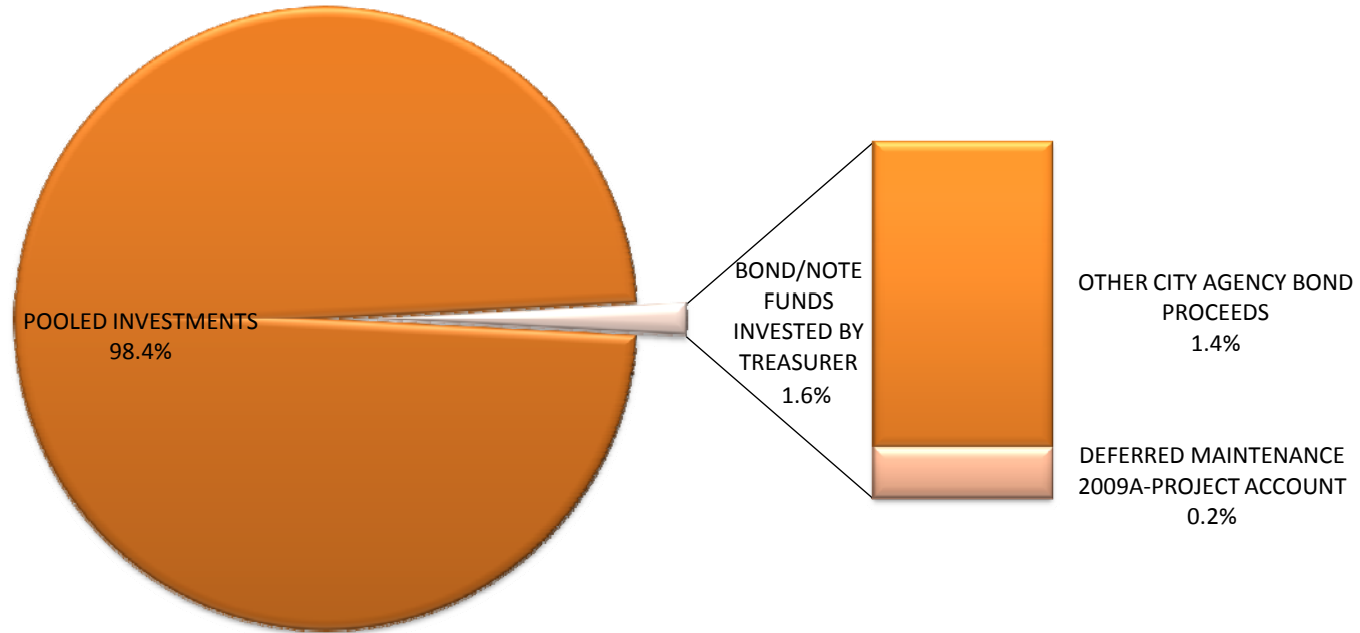


INVESTMENTS AT DECEMBER 31, 2012 - SUMMARY BY FUND TYPE



INVESTMENT STATUS SUMMARY BY FUND TYPE

Category	Cost of Invest Held	% of Total	Market Value
POOLED INVESTMENTS:	2,197,741,604.11	98.4%	2,201,440,198.76
BOND/NOTE FUNDS INVESTED BY TREASURER	36,764,695.97	1.6%	36,762,991.32
DEFERRED MAINTENANCE 2009A-PROJECT ACCOUNT	5,179,503.99	0.2%	5,180,395.55
OTHER CITY AGENCY BOND PROCEEDS	31,585,191.98	1.4%	31,582,595.77
TOTAL INVESTED FUNDS:	2,234,506,300.08	100.0%	2,238,203,190.08



POOLED INVESTMENTS AT DECEMBER 31, 2012 - PORTFOLIO POSITION DETAIL

TREASURY NOTES/BONDS	Issuer	Sec. Description	CUSIP	Coupon Rate	Yield to Maturity	Modified Duration	Purchase Date	Maturity Date	Current Par Value	Current Book Value	Market Value	Market Price	Price Source
US Treasury Note	US Treasury	TN-99.925-PR5-26	912828PR5	0.625	0.662	0.085	1/31/2012	1/31/2013	25,000,000.00	24,990,689.41	25,009,750.00	100.039000	SUNGD
US Treasury Note	US Treasury	TN-100.078-MN7-05	912828MN7	1.375	1.348	0.126	8/15/2012	2/15/2013	25,000,000.00	25,003,321.40	25,038,000.00	100.152000	SUNGD
US Treasury Note	US Treasury	TN-99.730-QK9-26	912828QK9	0.625	0.766	0.162	2/29/2012	2/28/2013	25,000,000.00	24,964,964.78	25,021,500.00	100.086000	SUNGD
US Treasury Note	US Treasury	TN-99.367-MT4-43	912828MT4	1.375	1.592	0.203	3/15/2012	3/15/2013	25,000,000.00	24,946,483.65	25,063,500.00	100.254000	SUNGD
US Treasury Note	US Treasury	TN-100.015-QW3-05	912828QW3	0.375	0.367	0.582	8/1/2011	7/31/2013	25,000,000.00	25,003,906.25	25,035,250.00	100.141000	SUNGD
US Treasury Note	US Treasury	TN-99.841-NU0-27	912828NU0	0.750	0.804	0.620	8/16/2010	8/15/2013	10,000,000.00	9,984,154.20	10,037,500.00	100.375000	SUNGD
US Treasury Note	US Treasury	TN-99.687-NU0-05	912828NU0	0.750	0.859	0.620	9/13/2010	8/15/2013	15,000,000.00	14,953,125.00	15,056,250.00	100.375000	SUNGD
US Treasury Note	US Treasury	TN-103.531-JT8-38	912828JT8	2.000	0.300	0.912	11/30/2012	11/30/2013	25,000,000.00	25,423,982.32	25,412,000.00	101.648000	SUNGD
US Treasury Note	US Treasury	TN-100.972-PL8-82	912828PL8	0.750	0.271	0.954	12/1/2011	12/15/2013	25,000,000.00	25,243,164.06	25,132,750.00	100.531000	SUNGD
US Treasury Note	US Treasury	TN-99.914-SB7-25	912828SB7	0.250	0.294	1.081	2/22/2012	1/31/2014	25,000,000.00	24,978,515.63	25,015,750.00	100.063000	SUNGD
US Treasury Note	US Treasury	TN-100.199-OH6-07	912828QH6	1.250	1.181	1.113	3/1/2011	2/15/2014	25,000,000.00	25,049,804.69	25,290,000.00	101.160000	SUNGD
US Treasury Note	US Treasury	TN-99.980-PZ7-43	912828PZ7	1.250	1.257	1.196	4/1/2011	3/15/2014	20,000,000.00	19,996,093.75	20,248,400.00	101.242000	SUNGD
US Treasury Note	US Treasury	TN-99.835-SL5-82	912828SL5	0.250	0.333	1.248	4/2/2012	3/31/2014	25,000,000.00	24,958,984.37	25,011,750.00	100.047000	SUNGD
US Treasury Note	US Treasury	TN-99.824-OC7-43	912828QC7	1.250	1.310	1.280	4/15/2011	4/15/2014	25,000,000.00	24,956,013.75	25,330,000.00	101.320000	USERP
US Treasury Note	US Treasury	TN-99.976-SR2-26	912828SR2	0.250	0.262	1.331	5/1/2012	4/30/2014	25,000,000.00	24,994,140.62	25,010,750.00	100.043000	SUNGD
US Treasury Note	US Treasury	TN-99.984-SW1-82	912828SW1	0.250	0.258	1.415	6/1/2012	5/31/2014	25,000,000.00	24,996,093.75	25,011,750.00	100.047000	SUNGD
US Treasury Note	US Treasury	TN-99.882-TA8-82	912828TA8	0.250	0.309	1.498	7/2/2012	6/30/2014	35,000,000.00	34,958,984.38	35,013,650.00	100.039000	SUNGD
US Treasury Note	US Treasury	TN-99.945-QU7-26	912828QU7	0.625	0.643	1.530	7/15/2011	7/15/2014	25,000,000.00	24,986,328.13	25,153,250.00	100.613000	SUNGD
US Treasury Note	US Treasury	TN-99.804-TF7-27	912828TF7	0.125	0.223	1.581	7/31/2012	7/31/2014	25,000,000.00	24,951,171.88	24,958,000.00	99.832000	SUNGD
US Treasury Note	US Treasury	TN-100.511-RB8-43	912828RB8	0.500	0.326	1.615	9/1/2011	8/15/2014	25,000,000.00	25,127,929.68	25,109,500.00	100.438000	SUNGD
US Treasury Note	US Treasury	TN-100.007-TL4-07	912828TL4	0.250	0.246	1.663	9/4/2012	8/31/2014	25,000,000.00	25,002,643.73	25,006,750.00	100.027000	SUNGD
US Treasury Note	US Treasury	TN-100.027-TQ3-26	912828TQ3	0.250	0.236	1.746	10/1/2012	9/30/2014	25,000,000.00	25,007,007.64	25,005,750.00	100.023000	SUNGD
US Treasury Note	US Treasury	TN-99.866-RL6-07	912828RL6	0.500	0.545	1.781	10/17/2011	10/15/2014	25,000,000.00	24,966,628.00	25,113,250.00	100.453000	SUNGD
US Treasury Note	US Treasury	TN-99.937-TU4-27	912828TU4	0.250	0.281	1.830	11/1/2012	10/31/2014	25,000,000.00	24,984,547.65	25,005,750.00	100.023000	SUNGD
US Treasury Note	US Treasury	TN-99.972-RO5-07	912828RO5	0.375	0.384	1.867	11/15/2011	11/15/2014	25,000,000.00	24,993,164.06	25,058,500.00	100.234000	SUNGD
US Treasury Note	US Treasury	TN-100.00-Z38-38	912828TZ3	0.250	0.250	1.913	12/3/2012	11/30/2014	75,000,000.00	75,001,545.33	75,003,000.00	100.004000	SUNGD
US Treasury Note	US Treasury	TN-99.988-RV4-86	912828RV4	0.250	0.256	1.952	12/12/2012	12/15/2014	25,000,000.00	24,997,070.31	25,000,000.00	100.000000	SUNGD
US Treasury Note	US Treasury	TN-99.957-RZ5-43	912828RZ5	0.250	0.271	2.033	12/10/2012	1/15/2015	25,000,000.00	25,014,393.68	24,992,250.00	99.969000	SUNGD
US Treasury Note	US Treasury	TN-99.660-SK7-82	912828SK7	0.375	0.491	2.196	4/2/2012	3/15/2015	25,000,000.00	24,915,039.06	25,050,750.00	100.203000	SUNGD
US Treasury Note	US Treasury	TN-99.992-SP6-82	912828SP6	0.375	0.378	2.280	5/1/2012	4/15/2015	25,000,000.00	24,998,046.87	25,045,000.00	100.180000	SUNGD
US Treasury Note	US Treasury	TN-99.699-SU5-43	912828SU5	0.250	0.352	2.366	6/1/2012	5/15/2015	25,000,000.00	24,924,804.69	24,968,750.00	99.875000	SUNGD
US Treasury Note	US Treasury	TN-99.898-SZ4-27	912828SZ4	0.375	0.410	2.446	7/2/2012	6/15/2015	25,000,000.00	24,974,609.37	25,039,000.00	100.156000	SUNGD
US Treasury Note	US Treasury	TN-99.812-TD2-26	912828TD2	0.250	0.314	2.530	7/31/2012	7/15/2015	25,000,000.00	24,955,842.39	24,959,000.00	99.836000	SUNGD
US Treasury Note	US Treasury	TN-99.816-TK6-26	912828TK6	0.250	0.313	2.613	9/4/2012	8/15/2015	25,000,000.00	24,957,498.30	24,955,000.00	99.820000	SUNGD
US Treasury Note	US Treasury	TN-99.820-TP5-82	912828TP5	0.250	0.311	2.696	10/1/2012	9/15/2015	25,000,000.00	24,957,840.55	24,945,250.00	99.781000	SUNGD
US Treasury Note	US Treasury	TN-99.589-TT7-43	912828TT7	0.250	0.390	2.780	11/1/2012	10/15/2015	25,000,000.00	24,900,379.88	24,943,250.00	99.773000	SUNGD
US Treasury Note	US Treasury	TN-100.144-TX8-43	912828TX8	0.375	0.326	2.858	12/3/2012	11/15/2015	50,000,000.00	50,081,588.83	50,047,000.00	100.094000	SUNGD
Total	Count 37			0.510	0.484	1.610			980,000,000.00	980,100,502.05	982,097,550.00	100.214036	

AGENCY NOTES/BONDS	Issuer	Sec. Description	CUSIP	Coupon Rate	Yield to Maturity	Modified Duration	Purchase Date	Maturity Date	Current Par Value	Current Book Value	Market Value	Market Price	Price Source
Agency Note	Federal Farm Credit Bank	FFCB-100.392-6W8-46	31331J6W8	0.750	0.214	0.011	4/10/2012	1/4/2013	25,000,000.00	25,098,133.75	25,000,750.00	100.003000	SUNGD
Agency Note	Federal Farm Credit Bank	FFCB-99.737-BV4-07	31331JBV4	1.750	1.836	0.142	8/21/2012	2/21/2013	20,000,000.00	19,991,457.72	20,041,600.00	100.208000	SUNGD
Agency Note	Federal Home Loan Bank	FHLB-99.987-W49-86	313378W49	0.240	0.253	0.279	10/12/2012	4/12/2013	25,000,000.00	24,998,382.63	25,008,250.00	100.033000	SUNGD
Agency Note	Federal Home Loan Bank	FHLB-99.995-DV8-27	313379DV8	0.230	0.235	0.353	5/9/2012	5/9/2013	25,000,000.00	24,998,750.00	25,009,750.00	100.039000	SUNGD
Agency Note	Federal Farm Credit Bank	FFCB-99.977-SH2-38	3133EASH2	0.220	0.243	0.424	6/4/2012	6/4/2013	25,000,000.00	24,994,250.00	25,010,250.00	100.041000	SUNGD
Agency Note	NCUA Guaranteed	NCUAGT-FRN-100.00-AA9-07	62889KAA9	0.232	0.232	0.019	6/16/2011	6/12/2013	20,000,000.00	20,000,000.00	20,000,000.00	100.000000	BOOK
Agency Note	Federal Farm Credit Bank	FFCB-99.688-PK3-41	31331JPK3	1.375	1.477	0.482	12/25/2012	6/25/2013	25,000,000.00	24,987,403.73	25,157,500.00	100.630000	SUNGD
Agency Note	Federal Home Loan Bank	FHLB-99.976-Y78-43	313379Y78	0.240	0.263	0.490	6/28/2012	6/28/2013	25,000,000.00	24,994,152.00	25,011,500.00	100.046000	SUNGD

POOLED INVESTMENTS AT DECEMBER 31, 2012 - PORTFOLIO POSITION DETAIL

Agency Note	Federal Home Loan Bank	FHLB-99.981-YB7-26	313380YB7	0.170	0.195	0.544	10/17/2012	7/17/2013	25,000,000.00	24,995,375.00	25,000,750.00	100.003000	SUNGD
Agency Note	Federal Home Loan Mortgage Corporation	FHLMC-99.978-3H3-07	3134G23H3	0.500	0.511	0.788	10/20/2011	10/15/2013	15,000,000.00	14,996,700.00	15,037,650.00	100.251000	SUNGD
Agency Note	Federal Home Loan Bank	FHLB-99.915-6A8-46	3133816A8	0.125	0.212	0.816	11/7/2012	10/25/2013	15,000,000.00	14,987,980.00	14,993,250.00	99.955000	SUNGD
Agency Note	Federal Home Loan Mortgage Corporation	FHLMC-OT0213-100.00-MH0-27	3134G3MH0	0.450	0.450	1.136	2/21/2012	2/21/2014	20,000,000.00	20,000,000.00	20,009,600.00	100.048000	SUNGD
Agency Note	Federal Farm Credit Bank	FFCB-99.803-AH3-07	31331KAH3	1.125	1.190	1.147	1/19/2011	2/27/2014	25,000,000.00	24,950,750.00	25,265,500.00	101.062000	SUNGD
Agency Note	Intl Bank of Reconstruction & Development	IBRD-OT0413-100.00-KX1-82	45905UKX1	0.550	0.550	1.313	4/25/2012	4/25/2014	25,000,000.00	25,000,000.00	25,033,750.00	100.135000	SUNGD
Agency Note	Federal Home Loan Bank	FHLB-OT0613-100.00-DQ5-82	313381DQ5	0.300	0.300	1.423	12/4/2012	6/4/2014	25,000,000.00	25,000,000.00	25,013,250.00	100.053000	SUNGD
Agency Note	Intl Bank of Reconstruction & Development	IBRD-OT0613-100.00-LC6-86	459058CS0	0.550	0.550	1.426	6/6/2012	6/6/2014	10,000,000.00	10,000,000.00	10,000,000.00	100.000000	BOOK
Agency Note	Federal Home Loan Mortgage Corporation	FHLMC-99.868-CV9-46	3137EACV9	1.000	1.043	1.641	7/5/2011	8/27/2014	25,000,000.00	24,967,000.00	25,323,500.00	101.294000	SUNGD
Agency Note	Federal Farm Credit Bank	FFCB-99.936-2X1-26	3133EC2X1	0.270	0.302	1.879	11/19/2012	11/19/2014	25,000,000.00	24,984,050.00	24,991,500.00	99.966000	SUNGD
Agency Note	Federal Home Loan Bank	FHLB-99.880-H24-48	313381H24	0.250	0.307	2.035	12/5/2012	1/16/2015	25,000,000.00	24,970,000.00	24,982,500.00	99.930000	SUNGD
Agency Note	Federal Home Loan Mortgage Corporation	FHLMC-OT0214-100.00-MR8-43	3134G3MR8	0.550	0.550	2.103	2/13/2012	2/13/2015	20,000,000.00	20,000,000.00	20,072,200.00	100.361000	SUNGD
Agency Note	Federal Home Loan Mortgage Corporation	FHLMC-OT0214-100.290-MR8-82	3134G3MR8	0.550	0.418	2.103	11/30/2012	2/13/2015	10,000,000.00	10,045,347.22	10,036,100.00	100.361000	SUNGD
Agency Note	Federal National Mortgage Association	FNMA-OT0214-99.875-HN6-27	3135G0HN6	0.550	0.592	2.142	2/27/2012	2/27/2015	20,000,000.00	19,975,000.00	20,074,800.00	100.374000	SUNGD
Agency Note	Federal National Mortgage Association	FNMA-QC0313-100.00-JB0-43	3135G0JB0	0.700	0.700	2.183	3/13/2012	3/13/2015	10,000,000.00	10,000,000.00	10,008,700.00	100.087000	SUNGD
Agency Note	Federal National Mortgage Association	FNMA-OT0413-100.00-KD4-07	3135G0KD4	0.750	0.750	2.295	4/24/2012	4/24/2015	10,000,000.00	10,000,000.00	10,012,300.00	100.123000	SUNGD
Agency Note	Federal Farm Credit Bank	FFCB-99.692-RQ3-07	3133EARQ3	0.500	0.601	2.465	5/23/2012	6/23/2015	15,000,000.00	14,953,800.00	15,049,350.00	100.329000	SUNGD
Agency Note	Federal Home Loan Bank	FHLB-99.968-L96-27	313380L96	0.500	0.510	2.867	8/23/2012	11/20/2015	30,000,000.00	29,970,400.00	30,113,100.00	100.377000	SUNGD
Agency Note	Federal Home Loan Mortgage Corporation	FHLMC-OT0513-100.00-V23-26	3134G3V23	0.530	0.530	2.866	11/20/2012	11/20/2015	10,000,000.00	10,000,000.00	10,012,200.00	100.122000	SUNGD
Agency Note	Federal Home Loan Mortgage Corporation	FHLMC-OT1113-100.00-Y20-27	3134G3Y20	0.500	0.500	2.887	11/27/2012	11/27/2015	10,000,000.00	10,000,000.00	10,012,600.00	100.126000	SUNGD
Agency Note	Federal National Mortgage Association	FNMA-99.767-SB0-82	3135G0SB0	0.375	0.451	2.958	11/16/2012	12/21/2015	25,000,000.00	24,941,750.00	24,969,000.00	99.876000	SUNGD
Agency Note	Federal Home Loan Mortgage Corporation	FHLMC-QC0413-100.00-P38-43	3134G3P38	0.750	0.750	3.709	10/24/2012	10/5/2016	10,000,000.00	10,003,958.33	10,013,300.00	100.133000	SUNGD
Agency Note	Federal Home Loan Mortgage Corporation	FHLMC-QC0113-100.00-YZ7-07	3134G3YZ7	1.100	1.100	4.445	7/25/2012	7/25/2017	10,000,000.00	10,000,000.00	10,006,200.00	100.062000	SUNGD
Agency Note	Federal Home Loan Mortgage Corporation	FHLMC-QC0213-100.00-A42-46	3134G3A42	1.000	1.000	4.509	9/6/2012	8/14/2017	10,000,000.00	10,006,111.11	10,010,500.00	100.105000	SUNGD
Agency Note	Federal National Mortgage Association	FNMA-MC0413-100.00-QL0-27	3135G0QL0	1.000	1.000	4.703	10/24/2012	10/24/2017	10,000,000.00	10,000,000.00	10,002,000.00	100.020000	SUNGD
Agency Note	Federal National Mortgage Association	FNMA-ST1213-100.00-7A3-48	3136G07A3	0.700	0.700	4.872	12/13/2012	12/13/2017	10,000,000.00	10,000,000.00	9,983,200.00	99.832000	SUNGD
Agency Note	Federal National Mortgage Association	FNMA-QC0613-100.00-TD5-82	3135G0TD5	1.000	1.000	4.884	12/31/2012	12/28/2017	10,000,000.00	10,000,000.00	9,987,300.00	99.873000	SUNGD
Total		Count 35		0.575	0.580	1.614			645,000,000.00	644,830,751.49	646,253,700.00	100.194372	

AGENCY DISCOUNT NOTES	Issuer	Sec. Description	CUSIP	Coupon Rate	Yield to Maturity	Modified Duration	Purchase Date	Maturity Date	Current Par Value	Current Book Value	Market Value	Market Price	Price Source
Agency Discount Note	Federal Home Loan Mortgage Corporation	FHLMC-DN-99.812-ES6-05	313397ES6	0.190	0.190	0.309	5/2/2012	4/23/2013	25,000,000.00	24,953,027.78	24,994,500.00	99.978000	SUNGD
Agency Discount Note	Federal Farm Credit Bank	FFCB-DN-99.833-PM4-43	313313PM4	0.175	0.175	0.887	12/12/2012	11/20/2013	25,000,000.00	24,958,315.97	24,964,250.00	99.857000	SUNGD
Total		Count 2		0.182	0.183	0.598			50,000,000.00	49,911,343.75	49,958,750.00	99.917500	

LOCAL AGENCY INVESTMENT FUND	Issuer	Sec. Description	CUSIP	Coupon Rate	Yield to Maturity	Modified Duration	Purchase Date	Maturity Date	Current Par Value	Current Book Value	Market Value	Market Price	Price Source
Local Agency Investment Fund	California State Pool	LOCAL AGENCY INVESTMENT FUND		0.350	0.350	0.003	3/31/2003	1/1/2013	49,563,497.82	49,563,497.82	49,563,497.82	100.000000	BOOK
Total		Count 1		0.350	0.350	0.003			49,563,497.82	49,563,497.82	49,563,497.82	100.000000	

ASSET BACKED SECURITIES	Issuer	Sec. Description	CUSIP	Coupon Rate	Yield to Maturity	Modified Duration	Purchase Date	Maturity Date	Current Par Value	Current Book Value	Market Value	Market Price	Price Source
Asset Backed Security	Toyota Auto Receivables Owners Trust	ABS-TAOT-99.993-AB9-38	89236PAB9	0.570	0.575	0.912	4/18/2012	10/15/2014	8,635,088.70	8,634,499.20	8,644,155.54	100.105000	USERP
Asset Backed Security	Honda Auto Receivables Owners Trust	ABS-HAROT-99.999-AB2-26	43813EAB2	0.560	0.560	0.954	4/25/2012	11/17/2014	15,000,000.00	14,999,943.00	15,019,500.00	100.130000	USERP
Asset Backed Security	Honda Auto Receivables Owners Trust	ABS-HAROT-99.992-AB6-27	43813CAB6	0.400	0.405	1.173	10/18/2012	4/20/2015	7,000,000.00	6,999,487.60	6,999,487.60	99.992680	BOOK
Asset Backed Security	Chase Issuance Trust	ABS-CHAIT-100.00-FJ8-27	161571FJ8	0.790	0.790	1.243	6/18/2012	6/15/2015	10,000,000.00	10,000,000.00	10,064,200.00	100.642000	USERP
Asset Backed Security	Chase Issuance Trust	ABS-CHAIT-100.00-EZ3-27	161571EZ3	0.329	0.329	1.500	12/28/2011	12/15/2015	25,000,000.00	25,000,000.00	25,029,250.00	100.117000	USERP
Asset Backed Security	Chase Issuance Trust	ABS-CHAIT-100.00-FM1-27	161571FM1	0.339	0.339	2.329	9/13/2012	8/15/2017	10,000,000.00	10,000,000.00	10,000,000.00	100.000000	BOOK
Total		Count 6		0.471	0.472	1.370			75,635,088.70	75,633,929.80	75,756,593.14	100.160646	

REPURCHASE AGREEMENT	Issuer	Sec. Description	CUSIP	Coupon Rate	Yield to Maturity	Modified Duration	Purchase Date	Maturity Date	Current Par Value	Current Book Value	Market Value	Market Price	Price Source
Repurchase Agreement	Overnight Repo	REPURCHASE AGREEMENT		0.140	0.140	0.005	12/31/2012	1/2/2013	54,900,000.00	54,900,000.00	54,900,000.00	100.000000	BOOK
Total		Count 1		0.140	0.140	0.005			54,900,000.00	54,900,000.00	54,900,000.00	100.000000	

POOLED INVESTMENTS AT DECEMBER 31, 2012 - PORTFOLIO POSITION DETAIL

COMMERCIAL PAPER	Issuer	Sec. Description	CUSIP	Coupon Rate	Yield to Maturity	Modified Duration	Purchase Date	Maturity Date	Current Par Value	Current Book Value	Market Value	Market Price	Price Source
COMMERCIAL PAPER ACT/360	Coca-Cola Co.	CP-KOPP-99.841-NJ6-05	19121ANJ6	0.270	0.270	0.049	6/20/2012	1/18/2013	25,000,000.00	24,960,250.00	24,997,638.89	99.990556	SUNGD
COMMERCIAL PAPER ACT/360	General Electric Capital Corp.	CP-GECC-99.780-QV2-23	36959HQV2	0.320	0.321	0.241	7/25/2012	3/29/2013	25,000,000.00	24,945,111.11	24,984,895.83	99.939583	SUNGD
COMMERCIAL PAPER ACT/360	Toyota Motor Credit Corp.	CP-TOYCC-99.670-SQ0-24	89233GSO0	0.440	0.441	0.394	8/27/2012	5/24/2013	25,000,000.00	24,917,500.00	24,965,243.06	99.860972	SUNGD
COMMERCIAL PAPER ACT/360	Nestle Capital Corp.	CP-NESCPP-99.805-TM6-26	64105GTM6	0.260	0.261	0.471	9/25/2012	6/21/2013	25,000,000.00	24,951,430.56	24,958,437.50	99.833750	SUNGD
COMMERCIAL PAPER ACT/360	Toyota Motor Credit Corp.	CP-TOYCC-99.830-TS5-24	89233GTS5	0.290	0.290	0.485	11/27/2012	6/26/2013	25,000,000.00	24,957,506.94	24,957,222.22	99.828889	SUNGD
	Total	Count 5		0.316	0.317	0.328			125,000,000.00	124,731,798.61	124,863,437.50	99.890750	
NEGOTIABLE CD	Issuer	Sec. Description	CUSIP	Coupon Rate	Yield to Maturity	Modified Duration	Purchase Date	Maturity Date	Current Par Value	Current Book Value	Market Value	Market Price	Price Source
Negotiable CD	Svenska Handelsbanken NY	CD-SVSNY-100.00-JV7-41	86958CJV7	0.310	0.310	0.509	10/4/2012	7/5/2013	25,000,000.00	25,000,000.00	24,987,070.59	99.948282	SUNGD
Negotiable CD	Toronto Dominion NY	CD-TDNY-100.00-3R4-41	89112X3R4	0.400	0.400	0.663	8/31/2012	8/30/2013	25,000,000.00	25,000,000.00	24,998,230.92	99.992924	SUNGD
Negotiable CD	Swedbank NY	CD-SWEDBK-100.00-UC0-07	87019QUC0	0.445	0.445	0.698	12/7/2012	9/12/2013	25,000,000.00	25,000,000.00	25,006,158.49	100.024634	SUNGD
Negotiable CD	Skandi Enskilda Bank NY	CD-SEBNY-100.00-EZ5-43	83051HEZ5	0.450	0.450	0.739	12/24/2012	9/27/2013	25,000,000.00	25,000,000.00	25,007,470.30	100.029881	SUNGD
	Total	Count 4		0.401	0.401	0.652			100,000,000.00	100,000,000.00	99,998,930.30	99.998930	
NON-NEGOTIABLE CD	Issuer	Sec. Description	CUSIP	Coupon Rate	Yield to Maturity	Modified Duration	Purchase Date	Maturity Date	Current Par Value	Current Book Value	Market Value	Market Price	Price Source
Non-Negotiable CDs	Borrego Springs Bank CDARS	NNCD-CDARS-100.00-02		1.250	1.250	0.123	2/16/2012	2/14/2013	10,000,000.00	10,000,000.00	10,000,000.00	100.000000	USERP
	Total	Count 1		1.250	1.250	0.123			10,000,000.00	10,000,000.00	10,000,000.00	100.000000	
CORPORATE MTN/BONDS	Issuer	Sec. Description	CUSIP	Coupon Rate	Yield to Maturity	Modified Duration	Purchase Date	Maturity Date	Current Par Value	Current Book Value	Market Value	Market Price	Price Source
Medium Term Note	General Electric Capital Corp.	MTN-GE-101.975-4H4-46	36962G4H4	2.800	0.932	0.022	7/8/2012	1/8/2013	10,000,000.00	10,092,950.59	10,002,800.00	100.028000	SUNGD
Medium Term Note	United Parcel Service Inc.	MTN-UPS-102.042-AG1-27	911312AG1	4.500	0.221	0.041	7/23/2012	1/15/2013	5,000,000.00	5,107,100.00	5,007,150.00	100.143000	SUNGD
Medium Term Note	Wells Fargo & Co .	MTN-WFC-102.015-NY3-46	949746NY3	4.375	0.403	0.085	7/27/2012	1/31/2013	10,000,000.00	10,201,500.00	10,029,700.00	100.297000	SUNGD
Medium Term Note	PepsiCo Inc.	MTN-PEP-104.191-BG2-86	713448BG2	4.650	0.305	0.126	2/27/2012	2/15/2013	5,000,000.00	5,209,550.00	5,027,350.00	100.547000	SUNGD
Medium Term Note	Metropolitan Life Insurance	FRN-MET-100.00-AJ1-26	59157BAJ1	0.605	0.605	0.239	4/3/2012	4/3/2013	11,500,000.00	11,500,000.00	11,498,620.00	99.988000	SUNGD
Medium Term Note	Wal-Mart Stores Inc.	MTN-WMT-99.657-CW1-07	931142CW1	0.750	0.866	0.815	10/25/2010	10/25/2013	10,000,000.00	9,965,700.00	10,029,800.00	100.298000	SUNGD
Medium Term Note	Procter & Gamble Co.	FRN-PG-100.00-DZ9-82	742718DZ9	0.210	0.210	0.105	8/14/2012	2/14/2014	5,000,000.00	5,000,000.00	4,996,800.00	99.936000	SUNGD
Medium Term Note	Wal-Mart Stores Inc.	MTN-WMT-99.73-DA8-43	931142DA8	1.625	1.718	1.277	4/18/2011	4/15/2014	3,000,000.00	2,991,900.00	3,049,680.00	101.656000	SUNGD
Medium Term Note	General Electric Capital Corp.	FRN-GE-100.00-5X8-43	36962G5X8	1.016	1.016	1.303	4/27/2012	4/24/2014	10,000,000.00	10,000,000.00	10,072,800.00	100.728000	SUNGD
Medium Term Note	Colgate-Palmolive Company	MTN-CL-99.854-DT4-82	19416QDT4	1.250	1.300	1.324	5/4/2011	5/1/2014	4,000,000.00	3,994,160.00	4,039,600.00	100.990000	SUNGD
Medium Term Note	Johnson & Johnson	MTN-JNJ-99.883-AX2-27	478160AX2	1.200	1.240	1.363	5/20/2011	5/15/2014	10,000,000.00	9,988,300.00	10,118,100.00	101.181000	SUNGD
Medium Term Note	Google Inc.	MTN-GOOG-99.977-AA0-43	38259PAA0	1.250	1.258	1.374	5/19/2011	5/19/2014	7,000,000.00	6,998,390.00	7,086,380.00	101.234000	SUNGD
Medium Term Note	Procter & Gamble Co.	MTN-PG-99.589-DU0-82	742718DU0	0.700	0.839	1.612	8/15/2011	8/15/2014	7,000,000.00	6,971,230.00	7,045,010.00	100.643000	SUNGD
Medium Term Note	John Deere Capital Corporation	FRN-DE-100.00-RX9-05	24422ERX9	0.443	0.443	1.762	10/12/2012	10/8/2014	5,000,000.00	5,000,000.00	5,001,800.00	100.036000	SUNGD
Medium Term Note	International Business Machines Corp.	MTN-IBM-100.980-GZ8-46	459200GZ8	0.875	0.432	1.820	8/9/2012	10/31/2014	5,000,000.00	5,049,000.00	5,042,150.00	100.843000	SUNGD
	Total	Count 15		1.738	0.785	0.814			107,500,000.00	108,069,780.59	108,047,740.00	100.509526	
Grand Total									2,197,598,586.52	2,197,741,604.11	2,201,440,198.76		



GLOSSARY OF INVESTMENT TERMS

ASSET BACKED SECURITIES: Securities, such as bonds or notes, collateralized by receivables such as credit card or auto loans.

BOOK VALUE: The original cost of the investment, plus accrued interest and amortization of any premium or discount.

CERTIFICATE OF DEPOSIT (CD or NCD): A deposit of funds at a bank for a specified period of time that earns interest at a specified rate. Commonly known as "CDs" or "negotiable CDs."

COUPON: The annual rate at which a bond pays interest.

CUSIP: The number identifying all stocks and registered bonds, using the Committee on Uniform Securities Identification Procedures (CUSIP).

DURATION: The weighted average time to maturity of a bond where the weights are the present values of future cash flows. Duration measures the price sensitivity of a bond to changes in interest rates.

LOCAL AGENCY INVESTMENT FUND (LAIF): An investment pool sponsored by the State of California and administered/managed by the State Treasurer's Office. Local government units, with consent of the local governing body of that agency, may voluntarily deposit surplus funds for the purpose of investment.

MARKET VALUE: The price at which a security is trading and could presumably be purchased or sold.

MATURITY: The date upon which the principal or stated value of an investment becomes due and payable.

PAR VALUE: The amount of principal which must be paid at maturity. Also referred to as the face amount of a bond, normally quoted in \$1,000 increments per bond.

REPURCHASE AGREEMENT (RP OR REPO): The purchase of securities, on a temporary basis, with the seller's simultaneous agreement to repurchase the securities at a later date at a specified price that includes interest for the buyer's holding period. In essence, this is a collateralized investment whereby the security "buyer" lends the "seller" money for the period of the agreement.

U. S. GOVERNMENT AGENCY SECURITIES: Debt securities issued by U. S. Government sponsored enterprises and federally related institutions. These government agencies include: Federal Home Loan Banks (FHLB); Federal Home Loan Mortgage Corporation (FHLMC, or "Freddie Mac"); Federal National Mortgage Association (FNMA, or "Fannie Mae"); Federal Farm Credit Banks (FFCB); and Tennessee Valley Authority (TVA).

U.S. TREASURY SECURITIES: Securities issued by the U. S. Treasury and backed by the full faith and credit of the United States. Treasuries are considered to have no credit risk, and are the benchmark for interest rates on all other securities in the U.S. and overseas. The Treasury issues both discounted securities and fixed coupon notes and bonds.

WEIGHTED AVERAGE DAYS TO MATURITY: The weighted average of the remaining term to maturity of all of the assets in an investment pool or securities portfolio, as expressed in days.

YIELD: The rate of annual income return on an investment, expressed as a percentage.

(a) **EARNED INCOME YIELD** is the annual income from an investment divided by the current market value.

(b) **YIELD TO MATURITY** is the rate of return earned on an investment considering all cash flows and timing factors: interest earnings, discounts, and premiums above par.

For additional glossary terms, previous Investment Reports, and City Investment Policy, please visit the Office of the City Treasurer's website at: <http://www.sandiego.gov/treasurer/investments/>