

POOLED INVESTMENTS AT NOVEMBER 30, 2014 - SUMMARY & STATISTICS



ASSET ALLOCATION

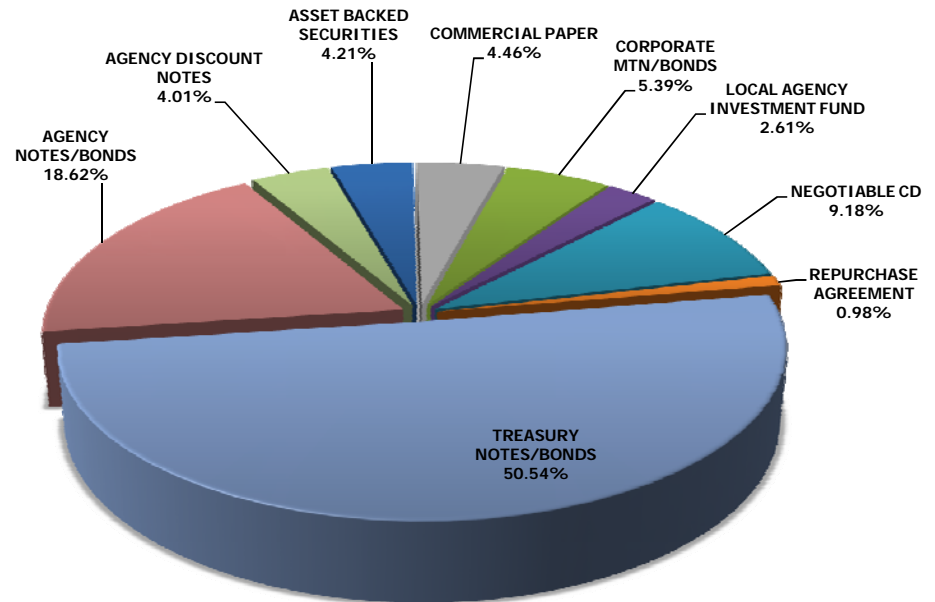
Assets (000's)	Current Par Value	Current Book Value	Market Value	Mkt/Book	Yield to Maturity
ASSET BACKED SECURITIES	80,130	80,125	80,162	100.05%	0.51%
COMMERCIAL PAPER	85,000	84,912	84,946	100.04%	0.19%
CORPORATE MTN/BONDS	103,000	102,690	102,858	100.16%	0.86%
LOCAL AGENCY INVESTMENT FUND	49,819	49,819	49,819	100.00%	0.24%
NEGOTIABLE CD	175,000	175,002	175,039	100.02%	0.22%
REPURCHASE AGREEMENT	18,700	18,700	18,700	100.00%	0.10%
TREASURY NOTES/BONDS	964,000	963,106	966,238	100.33%	0.54%
AGENCY NOTES/BONDS	355,000	354,815	355,143	100.09%	0.51%
AGENCY DISCOUNT NOTES	76,500	76,440	76,469	100.04%	0.10%
Totals (000's):	1,907,149	1,905,610	1,909,372	100.20%	0.48%

Portfolio Breakdown & Statistics

	Liquidity	Core
Portfolio Size	\$614,800,853	\$1,290,809,635
% of total pool	32.26%	67.74%
Portfolio Duration*	0.34	1.55
Index Duration*	0.38	1.91
% of index	90.17%	81.31%
Weighted Average Days to Maturity	125	656
Earned Income Yield	0.212%	0.610%

* Macaulay's Duration for fund 9997 and Effective Duration for fund 9998.

Note: These figures do not include the effects of trades settling over month-end. After the trades settle, Core duration increases to 1.606.



Pooled Portfolio Composition by Book Value

POOLED INVESTMENTS AT NOVEMBER 30, 2014 - MATURITY DISTRIBUTION

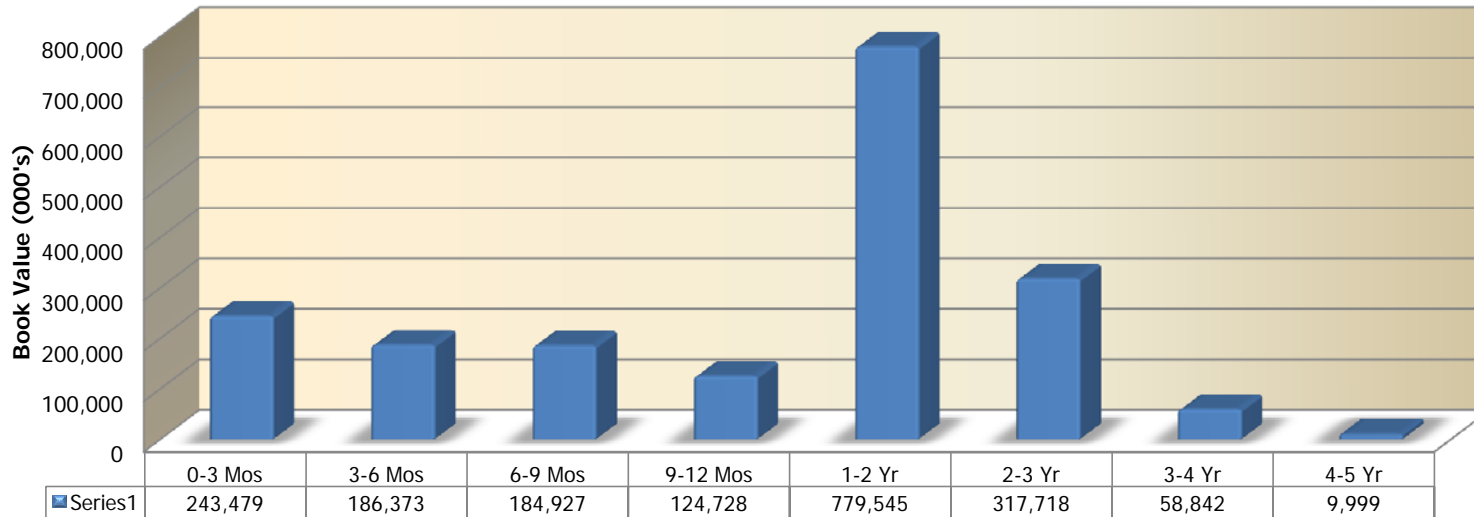
City of San Diego
Office of the City Treasurer



MATURITY DISTRIBUTION

Current Book Value (000's)	0-3 Mos	3-6 Mos	6-9 Mos	9-12 Mos	1-2 Yr	2-3 Yr	3-4 Yr	4-5 Yr	Totals (000's)
ASSET BACKED SECURITIES			10,000	750	27,279	32,999	4,098	4,999	80,125
COMMERCIAL PAPER	24,975	59,937							84,912
CORPORATE MTN/BONDS			14,997		27,991	29,959	24,744	5,000	102,690
LOCAL AGENCY INVESTMENT FUND	49,819								49,819
NEGOTIABLE CD	125,001	25,001	25,000						175,002
REPURCHASE AGREEMENT	18,700								18,700
TREASURY NOTES/BONDS	24,984	24,969	34,985	78,984	574,425	224,760			963,106
AGENCY NOTES/BONDS		49,996	49,977	44,994	149,850	30,000	29,999		354,815
AGENCY DISCOUNT NOTES		26,471	49,970						76,440
Totals (000's):	243,479	186,373	184,927	124,728	779,545	317,718	58,842	9,999	1,905,610
% of Portfolio	12.78%	9.78%	9.70%	6.55%	40.91%	16.67%	3.09%	0.52%	100.00%

Maturity Distribution
November 30, 2014

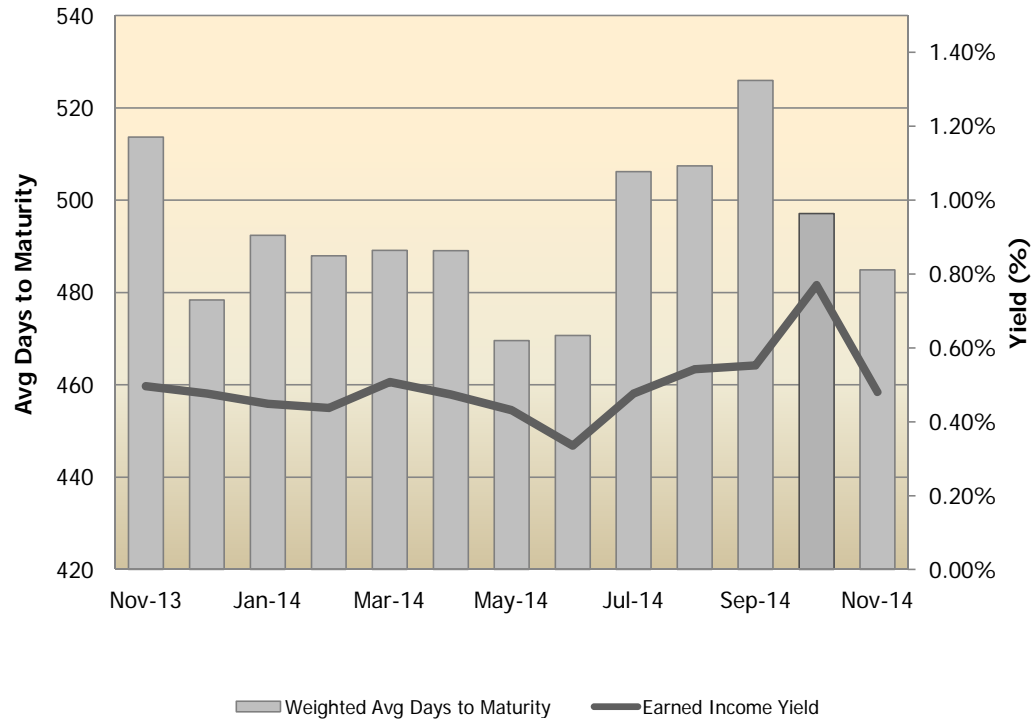




PORTFOLIO - EARNED INCOME YIELD

Month	Earned Income Yield	Weighted Avg Days to Maturity
Nov-13	0.50%	513.65
Dec-13	0.48%	478.38
Jan-14	0.45%	492.38
Feb-14	0.44%	487.98
Mar-14	0.51%	489.14
Apr-14	0.47%	489.05
May-14	0.43%	469.57
Jun-14	0.34%	470.71
Jul-14	0.48%	506.15
Aug-14	0.54%	507.45
Sep-14	0.55%	525.96
Oct-14	0.77%	497.09
Nov-14	0.48%	484.88

Yield and Weighted Average Days to Maturity Trends



INVESTMENTS AT NOVEMBER 30, 2014 - SUMMARY BY FUND TYPE

City of San Diego
Office of the City Treasurer



INVESTMENT STATUS SUMMARY BY FUND TYPE

Category	Cost of Invest Held	% of Total	Market Value
POOLED INVESTMENTS:	1,905,610,487.11	98.75%	1,909,372,229.33
BOND/NOTE FUNDS INVESTED BY TREASURER	24,111,686.98	1.25%	24,122,218.74
CIVICSD/CCDC Parking Rev 2003B	4,223,644.30	0.22%	4,224,320.41
CIVICSD/CCDC Parking Rev Bonds	581,854.18	0.03%	581,970.58
CIVICSD/CCDC 2006A	19,306,188.50	1.00%	19,315,927.75
TOTAL INVESTED FUNDS:	1,929,722,174.09	100.00%	1,933,494,448.07

POOLED INVESTMENTS AT NOVEMBER 30, 2014 - PORTFOLIO POSITION DETAIL

TREASURY NOTES/BONDS	Issuer	Sec. Description	CUSIP	Coupon Rate	Yield to Maturity	Modified Duration	Purchase Date	Maturity Date	Current Par Value	Current Book Value	Market Value	Market Price	Price Source
US Treasury Note	US Treasury	TN-99.750-UDO-25	91282UD0	0.125	0.256	0.085	6/30/2014	12/31/2014	25,000,000.00	24,983,687.94	24,999,000.00	99.996000	SUNGD
US Treasury Note	US Treasury	TN-99.757-UY4-86	91282UY4	0.125	0.250	0.413	4/30/2014	4/30/2015	25,000,000.00	24,968,697.44	25,009,750.00	100.039000	SUNGD
US Treasury Note	US Treasury	TN-100.027-VH0-07	91282VH0	0.375	0.361	0.582	6/30/2014	6/30/2015	25,000,000.00	25,003,422.66	25,045,000.00	100.180000	SUNGD
US Treasury Note	US Treasury	TN-99.812-VN7-27	91282VN7	0.250	0.344	0.666	8/1/2013	7/31/2015	10,000,000.00	9,981,250.00	10,009,400.00	100.094000	SUNGD
US Treasury Note	US Treasury	TN-99.843-VY3-27	91282VY3	0.250	0.329	0.833	10/1/2013	9/30/2015	4,000,000.00	3,993,750.00	4,003,760.00	100.094000	SUNGD
US Treasury Note	US Treasury	TN-99.882-WB2-46	91282WB2	0.250	0.309	0.916	11/1/2013	10/31/2015	25,000,000.00	24,970,703.13	25,025,500.00	100.102000	SUNGD
US Treasury Note	US Treasury	TN-100.144-TX8-43	91282TX8	0.375	0.326	0.957	12/3/2012	11/15/2015	25,000,000.00	25,036,132.81	25,056,750.00	100.227000	SUNGD
US Treasury Note	US Treasury	TN-99.933-A26-82	91282A26	0.250	0.283	0.999	12/2/2013	11/30/2015	25,000,000.00	24,983,398.44	25,025,500.00	100.102000	SUNGD
US Treasury Note	US Treasury	TN-99.714-UC2-43	91282UC2	0.250	0.347	1.040	1/2/2013	12/15/2015	25,000,000.00	24,928,710.94	25,023,500.00	100.094000	SUNGD
US Treasury Note	US Treasury	TN-99.750-A67-48	91282A67	0.250	0.376	1.081	1/2/2014	12/31/2015	25,000,000.00	24,937,500.00	25,023,500.00	100.094000	SUNGD
US Treasury Note	US Treasury	TN-100.011-UG3-26	91282UG3	0.375	0.371	1.122	1/15/2013	1/15/2016	5,000,000.00	5,000,585.94	5,010,950.00	100.219000	SUNGD
US Treasury Note	US Treasury	TN-99.945-UG3-86	91282UG3	0.375	0.394	1.122	1/25/2013	1/15/2016	20,000,000.00	19,989,062.50	20,043,800.00	100.219000	SUNGD
US Treasury Note	US Treasury	TN-100.027-B41-46	91282B41	0.375	0.361	1.164	1/31/2014	1/31/2016	25,000,000.00	25,006,835.94	25,052,750.00	100.211000	SUNGD
US Treasury Note	US Treasury	TN-100.078-UM0-82	91282UM0	0.375	0.348	1.206	3/1/2013	2/15/2016	25,000,000.00	25,019,531.25	25,050,750.00	100.203000	SUNGD
US Treasury Note	US Treasury	TN-99.859-B82-49	91282B82	0.250	0.321	1.251	2/28/2014	2/29/2016	25,000,000.00	24,964,843.75	25,009,750.00	100.039000	SUNGD
US Treasury Note	US Treasury	TN-99.875-US7-27	91282US7	0.375	0.418	1.289	4/1/2013	3/15/2016	25,000,000.00	24,968,750.00	25,054,750.00	100.219000	SUNGD
US Treasury Note	US Treasury	TN-99.843-C40-38	91282C40	0.375	0.454	1.331	3/31/2014	3/31/2016	25,000,000.00	24,960,937.50	25,041,000.00	100.164000	SUNGD
US Treasury Note	US Treasury	TN-99.750-UW8-27	91282UW8	0.250	0.335	1.373	5/1/2013	4/15/2016	25,000,000.00	24,937,500.00	25,015,750.00	100.063000	SUNGD
US Treasury Note	US Treasury	TN-99.875-C81-25	91282C81	0.375	0.438	1.414	4/30/2014	4/30/2016	25,000,000.00	24,968,750.00	25,048,750.00	100.195000	SUNGD
US Treasury Note	US Treasury	TN-99.257-VC1-43	91282VC1	0.250	0.504	1.456	6/3/2013	5/15/2016	25,000,000.00	24,814,453.13	25,000,000.00	100.000000	SUNGD
US Treasury Note	US Treasury	TN-100.00-WM8-49	91282WM8	0.375	0.375	1.497	6/2/2014	5/31/2016	25,000,000.00	25,000,000.00	25,041,000.00	100.164000	SUNGD
US Treasury Note	US Treasury	TN-99.523-VG2-22	91282VG2	0.500	0.663	1.534	6/28/2013	6/15/2016	25,000,000.00	24,880,859.38	25,086,000.00	100.344000	SUNGD
US Treasury Note	US Treasury	TN-100.093-WQ9-49	91282WQ9	0.500	0.453	1.576	6/30/2014	6/30/2016	25,000,000.00	25,023,437.50	25,076,250.00	100.305000	SUNGD
US Treasury Note	US Treasury	TN-99.980-VL1-07	91282VL1	0.625	0.632	1.616	8/1/2013	7/15/2016	25,000,000.00	24,995,117.19	25,121,000.00	100.484000	SUNGD
US Treasury Note	US Treasury	TN-99.882-WX4-49	91282WX4	0.500	0.559	1.659	8/1/2014	7/31/2016	25,000,000.00	24,971,042.80	25,072,250.00	100.289000	SUNGD
US Treasury Note	US Treasury	TN-99.574-VR8-07	91282VR8	0.625	0.770	1.699	8/27/2013	8/15/2016	25,000,000.00	24,893,554.69	25,109,500.00	100.438000	SUNGD
US Treasury Note	US Treasury	TN-100.007-D64-82	91282D64	0.500	0.496	1.743	9/2/2014	8/31/2016	25,000,000.00	25,002,643.74	25,052,750.00	100.211000	SUNGD
US Treasury Note	US Treasury	TN-100.714-VW7-07	91282VW7	0.875	0.630	1.779	10/1/2013	9/15/2016	25,000,000.00	25,178,710.94	25,209,000.00	100.836000	SUNGD
US Treasury Note	US Treasury	TN-99.820-F47-43	91282F47	0.500	0.591	1.826	9/30/2014	9/30/2016	25,000,000.00	24,955,078.13	25,041,000.00	100.164000	SUNGD
US Treasury Note	US Treasury	TN-100.136-WA4-26	91282WA4	0.625	0.578	1.866	11/1/2013	10/15/2016	25,000,000.00	25,034,179.69	25,088,000.00	100.352000	SUNGD
US Treasury Note	US Treasury	TN-99.746-F88-05	91282F88	0.375	0.503	1.911	10/31/2014	10/31/2016	25,000,000.00	24,936,523.44	24,963,000.00	99.852000	SUNGD
US Treasury Note	US Treasury	TN-100.226-WF3-27	91282WF3	0.625	0.548	1.949	12/2/2013	11/15/2016	25,000,000.00	25,056,640.63	25,076,250.00	100.305000	SUNGD
US Treasury Note	US Treasury	TN-100.097-A91-26	91282A91	0.750	0.717	2.106	1/31/2014	1/15/2017	25,000,000.00	25,024,414.06	25,105,500.00	100.422000	SUNGD
US Treasury Note	US Treasury	TN-99.875-B74-48	91282B74	0.625	0.668	2.193	2/28/2014	2/15/2017	25,000,000.00	24,968,750.00	25,021,500.00	100.086000	SUNGD
US Treasury Note	US Treasury	TN-99.593-C32-43	91282C32	0.750	0.888	2.273	3/20/2014	3/15/2017	25,000,000.00	24,898,437.50	25,078,250.00	100.313000	SUNGD
US Treasury Note	US Treasury	TN-99.882-C73-07	91282C73	0.875	0.915	2.353	4/24/2014	4/15/2017	25,000,000.00	24,970,703.13	25,129,000.00	100.516000	SUNGD
US Treasury Note	US Treasury	TN-100.289-WH9-82	91282WH9	0.875	0.777	2.437	5/23/2014	5/15/2017	25,000,000.00	25,072,265.63	25,109,500.00	100.438000	SUNGD
US Treasury Note	US Treasury	TN-99.925-WP1-26	91282WP1	0.875	0.900	2.509	6/16/2014	6/15/2017	25,000,000.00	24,982,042.99	25,091,750.00	100.367000	SUNGD
US Treasury Note	US Treasury	TN-99.570-WT3-86	91282WT3	0.875	1.023	2.592	8/1/2014	7/15/2017	25,000,000.00	24,902,683.43	25,072,250.00	100.289000	SUNGD
US Treasury Note	US Treasury	TN-99.824-D98-86	91282D98	1.000	1.060	2.755	9/30/2014	9/15/2017	25,000,000.00	24,966,413.81	25,125,000.00	100.500000	SUNGD
US Treasury Note	US Treasury	TN-99.859-F54-48	91282F54	0.875	0.923	2.842	10/31/2014	10/15/2017	25,000,000.00	24,974,459.13	25,019,500.00	100.078000	SUNGD
		Total	Count 41	0.500	0.543	1.577			964,000,000.00	963,106,461.18	966,238,160.00	100.232174	

AGENCY NOTES/BONDS	Issuer	Sec. Description	CUSIP	Coupon Rate	Yield to Maturity	Modified Duration	Purchase Date	Maturity Date	Current Par Value	Current Book Value	Market Value	Market Price	Price Source
Agency Note	Federal Home Loan Bank	FHLB-99.988-DM7-38	3130A1DM7	0.150	0.162	0.279	3/13/2014	3/12/2015	25,000,000.00	24,997,000.00	25,000,750.00	100.003000	SUNGD
Agency Note	Federal Home Loan Bank	FHLB-99.995-3V6-43	3130A23V6	0.125	0.130	0.471	5/21/2014	5/21/2015	25,000,000.00	24,998,750.00	24,997,750.00	99.991000	SUNGD
Agency Note	Federal Home Loan Bank	FHLB-99.988-BH8-07	3130A2BH8	0.125	0.137	0.514	6/5/2014	6/5/2015	25,000,000.00	24,997,000.00	24,991,250.00	99.965000	SUNGD
Agency Note	Federal Farm Credit Bank	FFCB-99.692-RQ3-07	3133EARQ3	0.500	0.600	0.563	6/23/2014	6/23/2015	15,000,000.00	14,985,023.98	15,030,600.00	100.204000	SUNGD
Agency Note	Federal Farm Credit Bank	FFCB-99.945-HV9-49	3133ECHV9	0.350	0.373	0.666	3/15/2013	7/30/2015	10,000,000.00	9,994,500.00	10,012,400.00	100.124000	SUNGD

POOLED INVESTMENTS AT NOVEMBER 30, 2014 - PORTFOLIO POSITION DETAIL

Agency Note	Federal Home Loan Bank	FHLB-QC1214-100.00-XJ0-38	3130A2XJ0	0.240	0.240	0.816	9/24/2014	9/24/2015	20,000,000.00	20,000,000.00	19,997,800.00	99.989000	SUNGD
Agency Note	Federal Home Loan Bank	FHLB-99.975-ZZ2-49	3130A2ZZ2	0.210	0.233	0.858	9/12/2014	10/9/2015	25,000,000.00	24,993,879.25	24,996,750.00	99.987000	SUNGD
Agency Note	Federal Home Loan Bank	FHLB-99.976-4D5-82	3130A24D5	0.230	0.245	1.049	5/23/2014	12/18/2015	25,000,000.00	24,994,132.50	25,001,500.00	100.006000	SUNGD
Agency Note	Federal Home Loan Mortgage Corporation	FHLMC-OT0115-100.00-4B3-46	3134G34B3	0.500	0.500	1.157	1/28/2013	1/28/2016	10,000,000.00	10,000,000.00	10,004,200.00	100.042000	SUNGD
Agency Note	Federal Home Loan Mortgage Corporation	FHLMC-99.994-DQ9-46	3137EADQ9	0.500	0.502	1.449	3/7/2013	5/13/2016	20,000,000.00	19,998,800.00	20,053,800.00	100.269000	SUNGD
Agency Note	Intl Bank of Reconstruction & Development	IBRD-99.951-DM2-05	459058DM2	0.500	0.525	1.457	2/20/2014	5/16/2016	20,000,000.00	19,990,200.00	20,006,400.00	100.032000	SUNGD
Agency Note	Federal National Mortgage Association	FNMA-99.679-YE7-07	3135G0YE7	0.625	0.730	1.730	7/19/2013	8/26/2016	25,000,000.00	24,919,750.00	25,049,250.00	100.197000	SUNGD
Agency Note	Federal Home Loan Bank	FHLB-99.813-T97-38	3130A2T97	0.500	0.589	1.820	8/13/2014	9/28/2016	25,000,000.00	24,953,250.00	24,999,250.00	99.997000	SUNGD
Agency Note	Federal Home Loan Mortgage Corporation	FHLMC-QC0413-100.00-P38-43	3134G3P38	0.750	0.750	1.836	10/24/2012	10/5/2016	10,000,000.00	10,000,000.00	10,005,000.00	100.050000	SUNGD
Agency Note	Federal Home Loan Bank	FHLB-99.960-J70-82	3130A3J70	0.625	0.645	1.971	11/17/2014	11/23/2016	15,000,000.00	14,994,000.00	15,015,150.00	100.101000	SUNGD
Agency Note	Federal Home Loan Mortgage Corporation	FHLMC-QC1214-100.00-HV0-48	3134G5HV0	1.250	1.250	2.784	9/29/2014	9/29/2017	10,000,000.00	10,000,000.00	10,007,300.00	100.073000	SUNGD
Agency Note	Federal National Mortgage Association	FNMA-MC0413-100.00-QL0-27	3135G0QL0	1.000	1.000	2.863	10/24/2012	10/24/2017	10,000,000.00	10,000,000.00	9,979,000.00	99.790000	SUNGD
Agency Note	Federal Home Loan Mortgage Corporation	FHLMC-QC0215-100.00-QN8-48	3134G5QN8	1.300	1.300	2.944	11/28/2014	11/27/2017	10,000,000.00	10,000,000.00	10,018,400.00	100.184000	SUNGD
Agency Note	Federal National Mortgage Association	FNMA-ST1213-100.00-7A3-48	3136G07A3	0.700	0.700	3.000	12/13/2012	12/13/2017	10,000,000.00	10,000,000.00	10,001,800.00	100.018000	SUNGD
Agency Note	Federal National Mortgage Association	FNMA-QC0613-100.00-TD5-82	3135G0TD5	1.000	1.000	3.026	12/31/2012	12/28/2017	10,000,000.00	10,000,000.00	9,967,500.00	99.675000	SUNGD
Agency Note	Federal Home Loan Bank	FHLB-MC0613-99.990-6L0-82	3133836L0	1.200	1.202	3.421	5/28/2013	5/24/2018	10,000,000.00	9,999,000.00	10,007,300.00	100.073000	SUNGD
Total				Count 21	0.483	0.508	1.401			355,000,000.00	354,815,285.73	355,143,150.00	100.040324

AGENCY DISCOUNT NOTES	Issuer	Sec. Description	CUSIP	Coupon Rate	Yield to Maturity	Modified Duration	Purchase Date	Maturity Date	Current Par Value	Current Book Value	Market Value	Market Price	Price Source
Agency Discount Note	Federal Home Loan Bank	FHLB-DN-99.890-FG9-43	313384FG9	0.115	0.115	0.433	5/28/2014	5/7/2015	26,500,000.00	26,470,879.15	26,491,255.00	99.967000	SUNGD
Agency Discount Note	Federal Farm Credit Bank	FFCB-DN-99.935-HA1-07	313312HA1	0.110	0.110	0.548	11/19/2014	6/18/2015	25,000,000.00	24,983,881.94	24,989,000.00	99.956000	SUNGD
Agency Discount Note	Federal Home Loan Mortgage Corporation	FHLMC-DN-99.942-HN6-05	313396HN6	0.080	0.080	0.580	10/16/2014	6/30/2015	25,000,000.00	24,985,722.22	24,988,250.00	99.953000	SUNGD
Total				Count 3	0.102	0.102	0.519			76,500,000.00	76,440,483.31	76,468,505.00	99.958830

LOCAL AGENCY INVESTMENT FUND	Issuer	Sec. Description	CUSIP	Coupon Rate	Yield to Maturity	Modified Duration	Purchase Date	Maturity Date	Current Par Value	Current Book Value	Market Value	Market Price	Price Source
Local Agency Investment Fund	California State Pool	LOCAL AGENCY INVESTMENT FUND		0.240	0.240	0.003	3/31/2003	12/1/2014	49,818,589.52	49,818,589.52	49,818,589.52	100.000000	BOOK
Total				Count 1	0.240	0.240	0.003		49,818,589.52	49,818,589.52	49,818,589.52	100.000000	

ASSET BACKED SECURITIES	Issuer	Sec. Description	CUSIP	Coupon Rate	Yield to Maturity	Modified Duration	Purchase Date	Maturity Date	Current Par Value	Current Book Value	Market Value	Market Price	Price Source
Asset Backed Security	Chase Issuance Trust	ABS-CHAIT-100.00-FJ8-27	161571FJ8	0.790	0.790	0.291	6/18/2012	6/15/2015	10,000,000.00	10,000,000.00	10,017,600.00	100.176000	USERP
Asset Backed Security	Honda Auto Receivables Owners Trust	ABS-HAROT-99.991-AB1-26	43814EAB1	0.370	0.377	0.460	4/24/2013	10/17/2015	750,515.07	749,670.07	750,485.05	99.996000	USERP
Asset Backed Security	Volkswagen Auto Loan Enhanced Trust	ABS-VALET-99.993-AB6-07	92867MAB6	0.370	0.374	0.596	2/27/2013	1/20/2016	391,897.83	391,047.63	391,909.59	100.003000	USERP
Asset Backed Security	BMW Vehicle Owners Trust	ABS-BMWOT-99.996-AB4-26	05578XAB4	0.410	0.413	0.652	11/6/2013	2/25/2016	1,612,925.42	1,612,745.92	1,612,745.92	99.988871	BOOK
Asset Backed Security	Honda Auto Receivables Owners Trust	ABS-HAROT-99.994-AB8-43	43814FAB8	0.450	0.455	0.716	10/30/2013	4/18/2016	3,811,313.19	3,810,923.19	3,810,923.19	99.989767	BOOK
Asset Backed Security	Toyota Auto Rec Owners Trust	ABS-TAOT-99.999-AB1-43	89231MAB1	0.410	0.411	0.874	3/19/2014	8/15/2016	13,766,482.39	13,766,386.39	13,766,386.39	99.999303	BOOK
Asset Backed Security	Honda Auto Receivables Owners Trust	ABS-HAROT-99.992-AB1-27	43813JAB1	0.410	0.416	0.890	2/27/2014	8/22/2016	7,697,819.60	7,697,819.60	7,697,819.60	99.992144	BOOK
Asset Backed Security	Toyota Auto Rec Owners Trust	ABS-TAOT-99.993-AB6-05	89190AAB6	0.510	0.515	1.122	10/15/2014	2/15/2017	5,000,000.00	4,999,694.50	4,999,694.50	99.993890	BOOK
Asset Backed Security	Volkswagen Auto Loan Enhanced Trust	ABS-VALET-99.998-AB5-27	92867RAB5	0.420	0.421	1.178	4/30/2014	3/20/2017	13,000,000.00	12,999,768.60	12,999,768.60	99.998220	BOOK
Asset Backed Security	BMW Vehicle Owners Trust	ABS-BMWOT-99.996-AB5-41	09658UAB5	0.530	0.533	1.233	10/15/2014	4/25/2017	5,000,000.00	4,999,831.00	4,999,831.00	99.996620	BOOK
Asset Backed Security	Chase Issuance Trust	ABS-CHAIT-100.00-FM1-27	161571FM1	0.285	0.285	1.378	9/13/2012	8/15/2017	10,000,000.00	10,000,000.00	10,000,000.00	100.000000	BOOK
Asset Backed Security	Harley-Davidson Motorcycle Trust	ABS-HDMOT-99.993-AB4-43	41284AAB4	0.490	0.493	1.703	4/16/2014	4/15/2018	4,098,635.06	4,098,296.56	4,098,296.56	99.991741	BOOK
Asset Backed Security	Chase Issuance Trust	ABS-CHAIT-99.981-GJ7-27	161571GJ7	1.150	1.157	2.065	1/27/2014	1/15/2019	5,000,000.00	4,999,095.50	5,016,500.00	100.330000	USERP
Total				Count 13	0.509	0.511	1.052			80,130,193.36	80,125,278.96	80,161,960.40	100.039644

REPURCHASE AGREEMENT	Issuer	Sec. Description	CUSIP	Coupon Rate	Yield to Maturity	Modified Duration	Purchase Date	Maturity Date	Current Par Value	Current Book Value	Market Value	Market Price	Price Source
Repurchase Agreement	Overnight Repo	REPURCHASE AGREEMENT		0.100	0.100	0.003	11/28/2014	12/1/2014	18,700,000.00	18,700,000.00	18,700,000.00	100.000000	BOOK
Total				Count 1	0.100	0.100	0.003		18,700,000.00	18,700,000.00	18,700,000.00	100.000000	

POOLED INVESTMENTS AT NOVEMBER 30, 2014 - PORTFOLIO POSITION DETAIL

COMMERCIAL PAPER													
	Issuer	Sec. Description	CUSIP	Coupon Rate	Yield to Maturity	Modified Duration	Purchase Date	Maturity Date	Current Par Value	Current Book Value	Market Value	Market Price	Price Source
Commercial Paper	Coca-Cola Co.	CP-KOPP-99.900-M55-38	19121BM55	0.180	0.180	0.014	5/20/2014	12/5/2014	25,000,000.00	24,975,125.00	24,999,638.89	99.998556	SUNGD
Commercial Paper	General Electric Capital Corp.	CP-GECC-99.893-RA3-23	36959JRA3	0.200	0.200	0.359	10/1/2014	4/10/2015	25,000,000.00	24,973,472.22	24,979,236.11	99.916944	SUNGD
Commercial Paper	Toyota Motor Credit Corp.	CP-TOYCC-99.894-RQ9-24	89233HRO9	0.200	0.200	0.397	10/16/2014	4/24/2015	25,000,000.00	24,973,611.11	24,977,000.00	99.908000	SUNGD
Commercial Paper	Coca-Cola Co.	CP-KOPP-99.902-S83-05	19121BS83	0.190	0.190	0.435	11/5/2014	5/8/2015	10,000,000.00	9,990,288.89	9,989,905.56	99.899056	SUNGD
Total Count 4				0.193	0.193	0.278			85,000,000.00	84,912,497.22	84,945,780.56	99.936212	
NEGOTIABLE CD													
	Issuer	Sec. Description	CUSIP	Coupon Rate	Yield to Maturity	Modified Duration	Purchase Date	Maturity Date	Current Par Value	Current Book Value	Market Value	Market Price	Price Source
Negotiable CD	Bank of Nova Scotia U.S.	CD-BNSHOU-100.00-LS3-41	06417HLS3	0.210	0.210	0.052	5/23/2014	12/19/2014	25,000,000.00	25,000,000.00	25,001,978.22	100.007913	SUNGD
Negotiable CD	Rabobank NY	CD-RABONY-100.00-KZ6-41	21684BKZ6	0.240	0.240	0.129	4/4/2014	1/16/2015	25,000,000.00	25,000,000.00	25,005,871.41	100.023486	SUNGD
Negotiable CD	Skandi Enskilda Bank NY	CD-SEBNY-100.00-E77-05	83051HE77	0.230	0.230	0.167	7/31/2014	1/30/2015	25,000,000.00	25,000,000.00	25,007,198.68	100.028795	SUNGD
Negotiable CD	Swedbank NY	CD-SWEDBK-100.00-TU6-07	87019TTU6	0.210	0.200	0.205	8/27/2014	2/13/2015	25,000,000.00	25,001,179.44	25,007,809.79	100.031239	SUNGD
Negotiable CD	Toronto Dominion Bank NY	CD-TDNY-100.00-X66-07	89112TX66	0.220	0.220	0.244	2/28/2014	2/27/2015	25,000,000.00	25,000,000.00	25,009,881.19	100.039525	SUNGD
Negotiable CD	Svenska Handelsbanken NY	CD-SVSNY-100.002-GW6-43	86958DGW6	0.220	0.215	0.318	9/22/2014	3/26/2015	25,000,000.00	25,000,641.75	25,007,242.55	100.028970	SUNGD
Negotiable CD	Royal Bank of Canada NY	CD-RY-100.00-SP2-41	78009NSP2	0.220	0.220	0.583	11/26/2014	7/1/2015	25,000,000.00	25,000,000.00	24,998,522.01	99.994088	SUNGD
Total Count 7				0.221	0.219	0.243			175,000,000.00	175,001,821.19	175,038,503.85	100.022002	
CORPORATE MTN/BONDS													
	Issuer	Sec. Description	CUSIP	Coupon Rate	Yield to Maturity	Modified Duration	Purchase Date	Maturity Date	Current Par Value	Current Book Value	Market Value	Market Price	Price Source
Medium Term Note	Wells Fargo Bank NA	MTN-WFC-99.965-5F7-86	94985H5F7	0.750	0.768	0.637	7/29/2013	7/20/2015	10,000,000.00	9,996,500.00	10,028,300.00	100.283000	SUNGD
Medium Term Note	PepsiCo Inc.	FRN-PEP-100.00-CH9-05	713448CH9	0.433	0.433	0.666	7/30/2013	7/30/2015	5,000,000.00	5,000,000.00	5,006,200.00	100.124000	SUNGD
Medium Term Note	General Electric Capital Corp.	FRN-GE-100.00-7E8-43	36962G7E8	0.460	0.460	1.119	1/14/2014	1/14/2016	5,000,000.00	5,000,000.00	5,007,250.00	100.145000	SUNGD
Medium Term Note	John Deere Capital Corp.	MTN-DE-99.894-RZ4-27	24422ERZ4	0.750	0.786	1.139	1/23/2013	1/22/2016	3,000,000.00	2,996,820.00	3,008,730.00	100.291000	SUNGD
Medium Term Note	JP Morgan Chase & Co.	MTN-JPM-99.879-JU4-27	46623EJU4	1.125	1.166	1.231	2/26/2013	2/26/2016	5,000,000.00	4,993,950.00	5,014,150.00	100.283000	SUNGD
Medium Term Note	Wells Fargo Bank NA	FRN-WFC-100.000-2K2-86	94988J2K2	0.384	0.384	1.501	6/10/2014	6/2/2016	10,000,000.00	10,000,000.00	9,995,500.00	99.955000	SUNGD
Medium Term Note	Johnson & Johnson	FRN-JNJ-100.00-BE3-27	478160BE3	0.306	0.306	1.994	12/5/2013	11/28/2016	5,000,000.00	5,000,000.00	5,006,950.00	100.139000	SUNGD
Medium Term Note	US Bank N.A.	FRN-USB-100.00-MD2-07	90331HMD2	0.463	0.463	2.156	1/30/2014	1/30/2017	15,000,000.00	15,000,000.00	15,006,000.00	100.040000	SUNGD
Medium Term Note	Oracle Corp.	MTN-ORCL-99.625-AN5-27	68389XAN5	1.200	1.312	2.831	5/8/2014	10/15/2017	10,000,000.00	9,962,500.00	10,004,900.00	100.049000	SUNGD
Medium Term Note	Johnson & Johnson	MTN-JNJ-99.921-BL7-05	478160BL7	1.125	1.152	2.933	11/21/2014	11/21/2017	5,000,000.00	4,996,050.00	5,017,900.00	100.358000	SUNGD
Medium Term Note	International Business Machines Corp.	MTN-IBM-99.542-HK0-41	459200HK0	1.250	1.345	3.124	2/8/2013	2/8/2018	5,000,000.00	4,977,100.00	4,973,400.00	99.468000	SUNGD
Medium Term Note	Texas Instruments Inc.	MTN-TXN-99.070-AV6-27	882508AV6	1.000	1.193	3.367	5/8/2013	5/1/2018	5,000,000.00	4,953,500.00	4,921,500.00	98.430000	SUNGD
Medium Term Note	Apple Inc.	MTN-AAPL-98.252-AJ9-27	037833AJ9	1.000	1.461	3.373	6/4/2014	5/3/2018	10,000,000.00	9,825,200.00	9,858,100.00	98.581000	SUNGD
Medium Term Note	Merck & Co Inc.	MTN-MRK-99.769-AG0-27	58933YAG0	1.300	1.348	3.400	5/20/2013	5/18/2018	5,000,000.00	4,988,450.00	4,964,650.00	99.293000	SUNGD
Medium Term Note	Cisco Systems Inc.	FRN-CSCO-100.00-AQ5-82	17275RAQ5	0.734	0.734	4.182	3/3/2014	3/1/2019	5,000,000.00	5,000,000.00	5,044,050.00	100.881000	SUNGD
Total Count 15				0.787	0.865	2.223			103,000,000.00	102,690,070.00	102,857,580.00	99.861728	
Grand Total									1,907,148,782.88	1,905,610,487.11	1,909,372,229.33		



GLOSSARY OF INVESTMENT TERMS

ASSET BACKED SECURITIES: Securities, such as bonds or notes, collateralized by receivables such as credit card or auto loans.

BOOK VALUE: The original cost of the investment, plus accrued interest and amortization of any premium or discount.

CERTIFICATE OF DEPOSIT (CD or NCD): A deposit of funds at a bank for a specified period of time that earns interest at a specified rate. Commonly known as "CDs" or "negotiable CDs."

COUPON: The annual rate at which a bond pays interest.

CUSIP: The number identifying all stocks and registered bonds, using the Committee on Uniform Securities Identification Procedures (CUSIP).

DURATION: The weighted average time to maturity of a bond where the weights are the present values of future cash flows. Duration measures the price sensitivity of a bond to changes in interest rates.

LOCAL AGENCY INVESTMENT FUND (LAIF): An investment pool sponsored by the State of California and administered/managed by the State Treasurer's Office. Local government units, with consent of the local governing body of that agency, may voluntarily deposit surplus funds for the purpose of investment.

MARKET VALUE: The price at which a security is trading and could presumably be purchased or sold.

MATURITY: The date upon which the principal or stated value of an investment becomes due and payable.

PAR VALUE: The amount of principal which must be paid at maturity. Also referred to as the face amount of a bond, normally quoted in \$1,000 increments per bond.

REPURCHASE AGREEMENT (RP OR REPO): The purchase of securities, on a temporary basis, with the seller's simultaneous agreement to repurchase the securities at a later date at a specified price that includes interest for the buyer's holding period. In essence, this is a collateralized investment whereby the security "buyer" lends the "seller" money for the period of the agreement.

U. S. GOVERNMENT AGENCY SECURITIES: Debt securities issued by U. S. Government sponsored enterprises and federally related institutions. These government agencies include: Federal Home Loan Banks (FHLB); Federal Home Loan Mortgage Corporation (FHLMC, or "Freddie Mac"); Federal National Mortgage Association (FNMA, or "Fannie Mae"); Federal Farm Credit Banks (FFCB); and Tennessee Valley Authority (TVA).

U.S. TREASURY SECURITIES: Securities issued by the U. S. Treasury and backed by the full faith and credit of the United States. Treasuries are considered to have no credit risk, and are the benchmark for interest rates on all other securities in the U.S. and overseas. The Treasury issues both discounted securities and fixed coupon notes and bonds.

WEIGHTED AVERAGE DAYS TO MATURITY: The weighted average of the remaining term to maturity of all of the assets in an investment pool or securities portfolio, as expressed in days.

YIELD: The rate of annual income return on an investment, expressed as a percentage.

(a) **EARNED INCOME YIELD** is the annual income from an investment divided by the current market value.

(b) **YIELD TO MATURITY** is the rate of return earned on an investment considering all cash flows and timing factors: interest earnings, discounts, and premiums above par.

For additional glossary terms, previous Investment Reports, and City Investment Policy, please visit the Office of the City Treasurer's website at: <http://www.sandiego.gov/treasurer/investments/>