

POOLED INVESTMENTS AT JUNE 30, 2015 - SUMMARY & STATISTICS



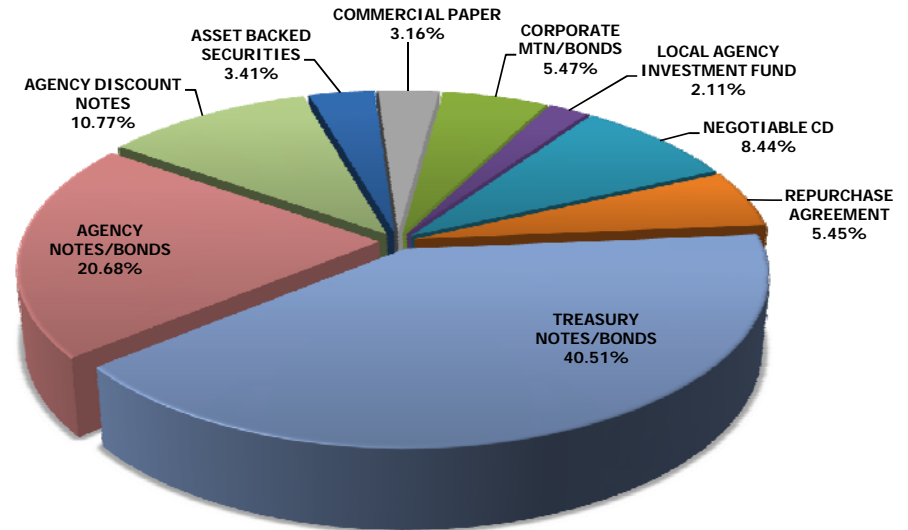
**ASSET ALLOCATION**

Assets (000's)	Current Par Value	Current Book Value	Market Value	Mkt/Book	Yield to Maturity
ASSET BACKED SECURITIES	80,775	80,771	80,782	100.01%	0.58%
COMMERCIAL PAPER	75,000	74,910	74,956	100.06%	0.22%
CORPORATE MTN/BONDS	130,000	129,668	129,853	100.14%	0.93%
LOCAL AGENCY INVESTMENT FUND	49,882	49,882	49,882	100.00%	0.26%
NEGOTIABLE CD	200,000	200,002	200,044	100.02%	0.25%
REPURCHASE AGREEMENT	129,000	129,000	129,000	100.00%	0.09%
TREASURY NOTES/BONDS	960,000	959,406	961,736	100.24%	0.72%
AGENCY NOTES/BONDS	490,000	489,709	489,930	100.05%	0.68%
AGENCY DISCOUNT NOTES	255,200	254,959	255,063	100.04%	0.14%
<b>Totals (000's):</b>	<b>2,369,858</b>	<b>2,368,307</b>	<b>2,371,246</b>	<b>100.12%</b>	<b>0.56%</b>

**Portfolio Breakdown & Statistics**

	Liquidity	Core
Portfolio Size	\$898,723,656	\$1,469,583,586
% of total pool	37.95%	62.05%
Portfolio Duration*	0.29	1.63
Index Duration*	0.37	1.87
% of index	78.44%	87.03%
Weighted Average Days to Maturity	106	684
Earned Income Yield	0.232%	0.827%

\* Macaulay's Duration for fund 9997 and Effective Duration for fund 9998.



Pooled Portfolio Composition by Book Value

POOLED INVESTMENTS AT JUNE 30, 2015 - MATURITY DISTRIBUTION

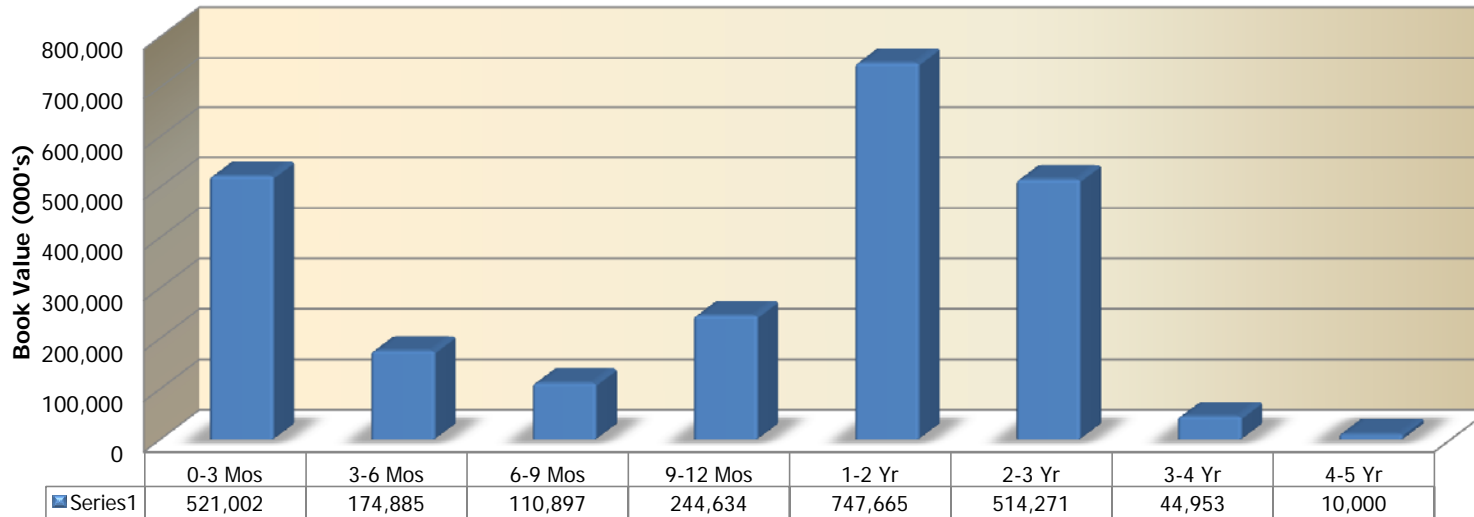
City of San Diego  
Office of the City Treasurer



**MATURITY DISTRIBUTION**

Current Book Value (000's)	0-3 Mos	3-6 Mos	6-9 Mos	9-12 Mos	1-2 Yr	2-3 Yr	3-4 Yr	4-5 Yr	Totals (000's)
ASSET BACKED SECURITIES					28,019	37,753	14,999		80,771
COMMERCIAL PAPER	24,988	49,922							74,910
CORPORATE MTN/BONDS	14,997		12,991	10,000	24,997	61,684	5,000		129,668
LOCAL AGENCY INVESTMENT FUND	49,882								49,882
NEGOTIABLE CD	175,002	25,000							200,002
REPURCHASE AGREEMENT	129,000								129,000
TREASURY NOTES/BONDS	9,995			99,719	574,779	274,913			959,406
AGENCY NOTES/BONDS	9,999	49,990	25,004	109,971	119,870	139,921	24,954	10,000	489,709
AGENCY DISCOUNT NOTES	107,139	49,973	72,903	24,944					254,959
<b>Totals (000's):</b>	<b>521,002</b>	<b>174,885</b>	<b>110,897</b>	<b>244,634</b>	<b>747,665</b>	<b>514,271</b>	<b>44,953</b>	<b>10,000</b>	<b>2,368,307</b>
<b>% of Portfolio</b>	<b>22.00%</b>	<b>7.38%</b>	<b>4.68%</b>	<b>10.33%</b>	<b>31.57%</b>	<b>21.71%</b>	<b>1.90%</b>	<b>0.42%</b>	<b>100.00%</b>

Maturity Distribution  
June 30, 2015

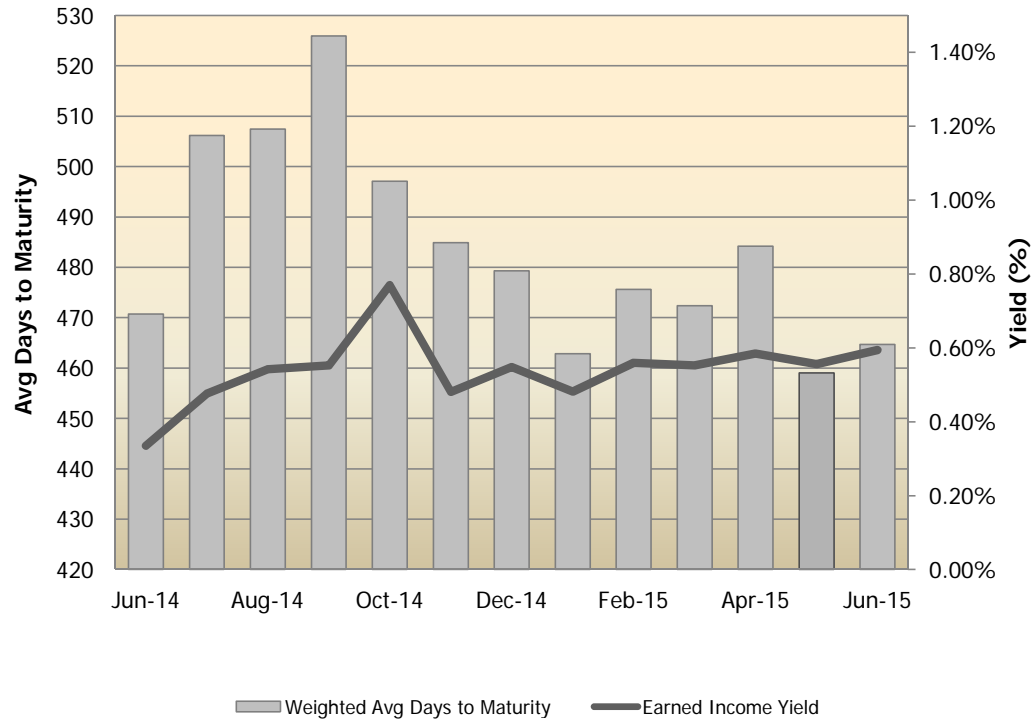




**PORTFOLIO - EARNED INCOME YIELD**

Month	Earned Income Yield	Weighted Avg Days to Maturity
Jun-14	0.34%	470.71
Jul-14	0.48%	506.15
Aug-14	0.54%	507.45
Sep-14	0.55%	525.96
Oct-14	0.77%	497.09
Nov-14	0.48%	484.88
Dec-14	0.55%	479.30
Jan-15	0.48%	462.87
Feb-15	0.56%	475.64
Mar-15	0.55%	472.39
Apr-15	0.59%	484.16
May-15	0.56%	459.03
Jun-15	0.59%	464.69

Yield and Weighted Average Days to Maturity Trends



INVESTMENTS AT JUNE 30, 2015 - SUMMARY BY FUND TYPE

City of San Diego  
Office of the City Treasurer



**INVESTMENT STATUS SUMMARY BY FUND TYPE**

Category	Cost of Invest Held	% of Total	Market Value
<b>POOLED INVESTMENTS:</b>	<b>2,368,307,242.91</b>	<b>99.19%</b>	<b>2,371,245,876.06</b>
<b>BOND/NOTE FUNDS INVESTED BY TREASURER</b>	<b>19,308,404.51</b>	<b>0.81%</b>	<b>19,325,887.80</b>
CIVICSD/CCDC 2006A	19,308,404.51	0.81%	19,325,887.80
<b>TOTAL INVESTED FUNDS:</b>	<b>2,387,615,647.42</b>	<b>100.00%</b>	<b>2,390,571,763.86</b>

POOLED INVESTMENTS AT JUNE 30, 2015 - PORTFOLIO POSITION DETAIL

TREASURY NOTES/BONDS	Issuer	Sec. Description	CUSIP	Coupon Rate	Yield to Maturity	Modified Duration	Purchase Date	Maturity Date	Current Par Value	Current Book Value	Market Value	Market Price	Price Source
US Treasury Note	US Treasury	TN-99.812-VN7-27	912828VN7	0.250	0.343	0.085	1/31/2015	7/31/2015	10,000,000.00	9,995,344.65	10,000,800.00	100.008000	SUNGD
US Treasury Note	US Treasury	TN-99.257-VC1-43	912828VC1	0.250	0.504	0.874	6/3/2013	5/15/2016	25,000,000.00	24,814,453.13	24,992,250.00	99.969000	SUNGD
US Treasury Note	US Treasury	TN-100.00-WM8-49	912828WM8	0.375	0.375	0.916	6/2/2014	5/31/2016	25,000,000.00	25,000,000.00	25,017,500.00	100.070000	SUNGD
US Treasury Note	US Treasury	TN-99.523-VG2-22	912828VG2	0.500	0.663	0.957	6/28/2013	6/15/2016	25,000,000.00	24,880,859.38	25,047,000.00	100.188000	SUNGD
US Treasury Note	US Treasury	TN-100.093-WQ9-49	912828WQ9	0.500	0.453	0.999	6/30/2014	6/30/2016	25,000,000.00	25,023,437.50	25,041,000.00	100.164000	SUNGD
US Treasury Note	US Treasury	TN-99.980-VL1-07	912828VL1	0.625	0.632	1.037	8/1/2013	7/15/2016	25,000,000.00	24,995,117.19	25,068,250.00	100.273000	SUNGD
US Treasury Note	US Treasury	TN-99.882-WX4-49	912828WX4	0.500	0.559	1.080	8/1/2014	7/31/2016	25,000,000.00	24,970,703.13	25,037,000.00	100.148000	SUNGD
US Treasury Note	US Treasury	TN-99.574-VR8-07	912828VR8	0.625	0.770	1.120	8/27/2013	8/15/2016	25,000,000.00	24,893,554.69	25,070,250.00	100.281000	SUNGD
US Treasury Note	US Treasury	TN-100.007-D64-82	912828D64	0.500	0.496	1.163	9/2/2014	8/31/2016	25,000,000.00	25,001,953.13	25,035,250.00	100.141000	SUNGD
US Treasury Note	US Treasury	TN-100.714-VW7-07	912828VW7	0.875	0.630	1.202	10/1/2013	9/15/2016	25,000,000.00	25,178,710.94	25,144,500.00	100.578000	SUNGD
US Treasury Note	US Treasury	TN-99.820-F47-43	912828F47	0.500	0.591	1.246	9/30/2014	9/30/2016	25,000,000.00	24,955,078.13	25,033,250.00	100.133000	SUNGD
US Treasury Note	US Treasury	TN-100.136-WA4-26	912828WA4	0.625	0.578	1.287	11/1/2013	10/15/2016	25,000,000.00	25,034,179.69	25,066,500.00	100.266000	SUNGD
US Treasury Note	US Treasury	TN-99.746-F88-05	912828F88	0.375	0.503	1.331	10/31/2014	10/31/2016	25,000,000.00	24,936,523.44	24,984,500.00	99.938000	SUNGD
US Treasury Note	US Treasury	TN-100.226-WF3-27	912828WF3	0.625	0.548	1.370	12/2/2013	11/15/2016	25,000,000.00	25,056,640.63	25,064,500.00	100.258000	SUNGD
US Treasury Note	US Treasury	TN-99.992-G46-38	912828G46	0.500	0.504	1.413	12/1/2014	11/30/2016	25,000,000.00	25,015,046.88	25,015,750.00	100.063000	SUNGD
US Treasury Note	US Treasury	TN-99.886-H29-07	912828H29	0.625	0.682	1.495	12/31/2014	12/31/2016	25,000,000.00	24,971,679.69	25,052,750.00	100.211000	SUNGD
US Treasury Note	US Treasury	TN-100.097-A91-26	912828A91	0.750	0.717	1.530	1/31/2014	1/15/2017	25,000,000.00	25,024,414.06	25,093,750.00	100.375000	SUNGD
US Treasury Note	US Treasury	TN-100.03-H78-48	912828H78	0.500	0.484	1.576	2/2/2015	1/31/2017	25,000,000.00	25,008,503.11	24,992,250.00	99.969000	SUNGD
US Treasury Note	US Treasury	TN-99.875-B74-48	912828B74	0.625	0.668	1.616	2/28/2014	2/15/2017	25,000,000.00	24,968,750.00	25,033,250.00	100.133000	SUNGD
US Treasury Note	US Treasury	TN-99.722-J35-82	912828J35	0.500	0.640	1.659	3/2/2015	2/28/2017	25,000,000.00	24,931,343.41	24,984,500.00	99.938000	SUNGD
US Treasury Note	US Treasury	TN-99.593-C32-43	912828C32	0.750	0.888	1.697	3/20/2014	3/15/2017	25,000,000.00	24,898,437.50	25,088,000.00	100.352000	SUNGD
US Treasury Note	US Treasury	TN-99.875-J92-86	912828J92	0.500	0.563	1.750	3/31/2015	3/31/2017	25,000,000.00	24,968,750.00	24,974,500.00	99.898000	SUNGD
US Treasury Note	US Treasury	TN-99.882-C73-07	912828C73	0.875	0.915	1.779	4/24/2014	4/15/2017	25,000,000.00	24,970,703.13	25,132,750.00	100.531000	SUNGD
US Treasury Note	US Treasury	TN-99.867-K66-86	912828K66	0.500	0.567	1.826	4/30/2015	4/30/2017	25,000,000.00	24,966,796.88	24,959,000.00	99.836000	SUNGD
US Treasury Note	US Treasury	TN-100.289-WH9-82	912828WH9	0.875	0.777	1.862	5/23/2014	5/15/2017	25,000,000.00	25,072,265.63	25,117,250.00	100.469000	SUNGD
US Treasury Note	US Treasury	TN-100.023-SY7-41	912828SY7	0.625	0.613	1.907	6/1/2015	5/31/2017	25,000,000.00	25,006,286.29	24,996,000.00	99.984000	SUNGD
US Treasury Note	US Treasury	TN-99.925-WP1-26	912828WP1	0.875	0.900	1.945	6/16/2014	6/15/2017	25,000,000.00	24,981,445.31	25,113,250.00	100.453000	SUNGD
US Treasury Note	US Treasury	TN-99.957-XJ4-05	912828XJ4	0.625	0.647	1.991	6/30/2015	6/30/2017	25,000,000.00	24,989,257.81	24,990,250.00	99.961000	SUNGD
US Treasury Note	US Treasury	TN-99.570-WT3-86	912828WT3	0.875	1.023	2.020	8/1/2014	7/15/2017	25,000,000.00	24,892,578.13	25,103,500.00	100.414000	SUNGD
US Treasury Note	US Treasury	TN-99.824-D98-86	912828D98	1.000	1.060	2.184	9/30/2014	9/15/2017	25,000,000.00	24,956,054.69	25,144,500.00	100.578000	SUNGD
US Treasury Note	US Treasury	TN-99.859-F54-48	912828F54	0.875	0.923	2.270	10/31/2014	10/15/2017	25,000,000.00	24,964,843.75	25,056,750.00	100.227000	SUNGD
US Treasury Note	US Treasury	TN-99.937-G20-86	912828G20	0.875	0.896	2.353	12/1/2014	11/15/2017	25,000,000.00	24,984,375.00	25,047,000.00	100.188000	SUNGD
US Treasury Note	US Treasury	TN-99.585-G79-41	912828G79	1.000	1.142	2.434	12/24/2014	12/15/2017	25,000,000.00	24,896,484.38	25,107,500.00	100.430000	SUNGD
US Treasury Note	US Treasury	TN-100.30-H37-07	912828H37	0.875	0.772	2.509	1/30/2015	1/15/2018	25,000,000.00	25,084,259.54	25,007,750.00	100.031000	SUNGD
US Treasury Note	US Treasury	TN-99.929-H94-49	912828H94	1.000	1.024	2.588	2/27/2015	2/15/2018	25,000,000.00	24,990,709.17	25,074,250.00	100.297000	SUNGD
US Treasury Note	US Treasury	TN-100.292-J68-38	912828J68	1.000	0.899	2.671	4/1/2015	3/15/2018	25,000,000.00	25,084,791.10	25,058,500.00	100.234000	SUNGD
US Treasury Note	US Treasury	TN-99.558-K25-26	912828K25	0.750	0.901	2.764	4/30/2015	4/15/2018	25,000,000.00	24,897,332.87	24,869,250.00	99.477000	SUNGD
US Treasury Note	US Treasury	TN-100.187-XA3-49	912828XA3	1.000	0.935	2.838	6/1/2015	5/15/2018	25,000,000.00	25,058,423.91	25,027,250.00	100.109000	SUNGD
US Treasury Note	US Treasury	TN-100.367-XF2-05	912828XF2	1.125	0.999	2.917	6/30/2015	6/15/2018	25,000,000.00	25,103,323.52	25,093,750.00	100.375000	SUNGD
Total		Count 39		0.690	0.718	1.725			960,000,000.00	959,406,411.39	961,735,800.00	100.180813	

AGENCY NOTES/BONDS	Issuer	Sec. Description	CUSIP	Coupon Rate	Yield to Maturity	Modified Duration	Purchase Date	Maturity Date	Current Par Value	Current Book Value	Market Value	Market Price	Price Source
Agency Note	Federal Farm Credit Bank	FFCB-99.945-HV9-49	3133ECHV9	0.350	0.373	0.082	1/30/2015	7/30/2015	10,000,000.00	9,998,851.79	10,002,100.00	100.021000	SUNGD
Agency Note	Federal Home Loan Bank	FHLB-99.975-ZZ2-49	3130A2ZZ2	0.210	0.233	0.277	9/12/2014	10/9/2015	25,000,000.00	24,993,879.25	25,003,500.00	100.014000	SUNGD
Agency Note	Federal Home Loan Bank	FHLB-99.976-4D5-82	3130A24D5	0.230	0.245	0.468	12/18/2014	12/18/2015	25,000,000.00	24,996,268.92	25,003,000.00	100.012000	SUNGD
Agency Note	Federal Home Loan Bank	FHLB-100.00-ME9-86	3130A4ME9	0.330	0.330	0.694	3/27/2015	3/10/2016	25,000,000.00	25,003,895.83	25,004,750.00	100.019000	SUNGD
Agency Note	Federal Home Loan Mortgage Corporation	FHLMC-99.994-DQ9-46	3137EADQ9	0.500	0.502	0.868	3/7/2013	5/13/2016	20,000,000.00	19,998,800.00	20,027,200.00	100.136000	SUNGD
Agency Note	Intl Bank of Reconstruction & Development	IBRD-99.951-DM2-05	459058DM2	0.500	0.525	0.877	2/20/2014	5/16/2016	20,000,000.00	19,990,200.00	20,019,400.00	100.097000	SUNGD
Agency Note	Federal Home Loan Bank	FHLB-99.925-EJ4-86	3130A5EJ4	0.250	0.325	0.883	5/22/2015	5/18/2016	25,000,000.00	24,982,144.44	24,965,000.00	99.860000	SUNGD
Agency Note	Federal Home Loan Bank	FHLB-QC0815-100.00-C72-38	3130A5C72	0.400	0.400	0.907	5/27/2015	5/27/2016	20,000,000.00	20,000,000.00	20,004,400.00	100.022000	SUNGD

POOLED INVESTMENTS AT JUNE 30, 2015 - PORTFOLIO POSITION DETAIL

Agency Note	Federal Home Loan Bank	FHLB-OT1215-100.00-FW4-80	3130A5FW4	0.400	0.400	0.963	6/2/2015	6/17/2016	25,000,000.00	25,000,000.00	24,987,250.00	99.949000	SUNGD
Agency Note	Federal Home Loan Bank	FHLB-99.991-P32-86	3130A3P32	0.430	0.435	1.001	12/5/2014	7/1/2016	25,000,000.00	24,997,900.00	25,025,750.00	100.103000	SUNGD
Agency Note	Federal National Mortgage Association	FNMA-99.679-YE7-07	3135G0YE7	0.625	0.730	1.151	7/19/2013	8/26/2016	25,000,000.00	24,919,750.00	25,060,250.00	100.241000	SUNGD
Agency Note	Federal Home Loan Bank	FHLB-99.813-T97-38	3130A2T97	0.500	0.589	1.241	8/13/2014	9/28/2016	25,000,000.00	24,953,250.00	25,006,000.00	100.024000	SUNGD
Agency Note	Federal Home Loan Bank	FHLB-QC0715-100.00-3F4-38	3130A53F4	0.500	0.500	1.324	4/28/2015	10/28/2016	20,000,000.00	20,000,000.00	19,984,200.00	99.921000	SUNGD
Agency Note	Federal Farm Credit Bank	FFCB-99.973-X62-86	3133EE62	0.800	0.814	1.949	6/25/2015	6/16/2017	15,000,000.00	14,998,950.00	14,995,650.00	99.971000	SUNGD
Agency Note	Federal Home Loan Mortgage Corporation	FHLMC-QC0915-100.00-AY7-82	3134G7AY7	1.000	1.000	1.982	6/29/2015	6/29/2017	10,000,000.00	10,000,000.00	10,003,700.00	100.037000	SUNGD
Agency Note	Federal Home Loan Mortgage Corporation	FHLMC-99.922-DV8-07	3137EADV8	0.750	0.787	2.020	5/29/2015	7/14/2017	25,000,000.00	24,980,500.00	24,999,500.00	99.998000	SUNGD
Agency Note	Federal National Mortgage Association	FNMA-MC0413-100.00-QL0-27	3135G0QL0	1.000	1.000	2.292	10/24/2012	10/24/2017	10,000,000.00	10,000,000.00	9,989,800.00	99.898000	SUNGD
Agency Note	Federal National Mortgage Association	FNMA-ST1213-100.00-7A3-48	3136G07A3	0.800	0.800	2.435	12/13/2012	12/13/2017	10,000,000.00	10,000,000.00	9,978,000.00	99.780000	SUNGD
Agency Note	Federal Farm Credit Bank	FFCB-99.919-FE5-86	3133EEFE5	1.125	1.152	2.439	12/18/2014	12/18/2017	10,000,000.00	9,991,970.00	10,039,800.00	100.398000	SUNGD
Agency Note	Federal National Mortgage Association	FNMA-QC0613-100.00-TD5-82	3135G0TD5	1.000	1.000	2.470	12/31/2012	12/28/2017	10,000,000.00	10,000,000.00	9,966,300.00	99.663000	SUNGD
Agency Note	Federal Home Loan Mortgage Corporation	FHLMC-QC0715-100.00-07	3134G6T06	1.250	1.250	2.759	4/20/2015	4/20/2018	10,000,000.00	10,000,000.00	9,980,000.00	99.800000	SUNGD
Agency Note	Federal Home Loan Bank	FHLB-MC0613-99.990-6L0-82	3133836L0	1.200	1.202	2.856	5/28/2013	5/24/2018	10,000,000.00	9,999,000.00	9,967,200.00	99.672000	SUNGD
Agency Note	Federal Home Loan Mortgage Corporation	FHLMC-QC0815-99.920-2E2-82	3134G62E2	1.250	1.277	2.857	5/26/2015	5/25/2018	10,000,000.00	9,992,000.00	10,012,900.00	100.129000	SUNGD
Agency Note	Federal Home Loan Mortgage Corporation	FHLMC-QC0815-100.00-M42-27	3134G6M42	1.400	1.400	2.851	5/27/2015	5/25/2018	10,000,000.00	10,000,000.00	10,012,700.00	100.127000	SUNGD
Agency Note	Intl Bank of Reconstruction & Development	IBRD-ST0915-100.00-SS4-07	45905USS4	0.500	0.500	2.931	6/12/2015	6/12/2018	10,000,000.00	10,000,000.00	10,000,000.00	100.000000	BOOK
Agency Note	Intl Bank of Reconstruction & Development	IBRD-99.829-EJ8-07	45905EJ8	1.000	1.056	2.921	4/30/2015	6/15/2018	25,000,000.00	24,957,250.00	24,966,750.00	99.867000	SUNGD
Agency Note	Federal National Mortgage Association	FNMA-99.817-E33-43	3135G0E33	1.125	1.185	2.997	6/8/2015	7/20/2018	25,000,000.00	24,954,250.00	24,981,000.00	99.924000	SUNGD
Agency Note	Federal National Mortgage Association	FNMA-ST0815-100.00-DQ7-82	3136G2DQ7	1.500	1.500	4.455	2/13/2015	2/13/2020	10,000,000.00	10,000,000.00	9,943,800.00	99.438000	SUNGD
		<b>Total</b>	<b>Count 28</b>	<b>0.653</b>	<b>0.680</b>	<b>1.588</b>			<b>490,000,000.00</b>	<b>489,708,860.23</b>	<b>489,929,900.00</b>	<b>99.985694</b>	

AGENCY DISCOUNT NOTES	Issuer	Sec. Description	CUSIP	Coupon Rate	Yield to Maturity	Modified Duration	Purchase Date	Maturity Date	Current Par Value	Current Book Value	Market Value	Market Price	Price Source
Agency Discount Note	Federal Home Loan Mortgage Corporation	FHLMC-DN-99.947-HP1-48	313396HP1	0.090	0.090	0.003	12/2/2014	7/1/2015	30,000,000.00	29,984,175.00	30,000,000.00	100.000000	SUNGD
Agency Discount Note	Federal National Mortgage Association	FNMA-DN-99.915-HP3-80	313588HP3	0.145	0.145	0.003	12/2/2014	7/1/2015	2,200,000.00	2,198,130.31	2,200,000.00	100.000000	SUNGD
Agency Discount Note	Federal National Mortgage Association	FNMA-DN-99.964-HP3-80	313588HP3	0.080	0.080	0.003	1/23/2015	7/1/2015	25,000,000.00	24,991,166.67	25,000,000.00	100.000000	SUNGD
Agency Discount Note	Federal National Mortgage Association	FNMA-DN-99.925-HR9-05	313588HR9	0.130	0.130	0.008	12/10/2014	7/3/2015	25,000,000.00	24,981,493.06	25,000,000.00	100.000000	SUNGD
Agency Discount Note	Federal National Mortgage Association	FNMA-DN-99.937-KK0-49	313588KK0	0.110	0.110	0.123	1/23/2015	8/14/2015	25,000,000.00	24,984,493.06	24,998,750.00	99.995000	SUNGD
Agency Discount Note	Federal National Mortgage Association	FNMA-DN-99.948-PB5-38	313588PB5	0.115	0.115	0.364	6/1/2015	11/10/2015	25,000,000.00	24,987,062.50	24,990,000.00	99.960000	SUNGD
Agency Discount Note	Federal Home Loan Mortgage Corporation	FHLMC-DN-99.945-QB2-05	313396QB2	0.120	0.120	0.430	6/23/2015	12/4/2015	25,000,000.00	24,986,333.33	24,986,000.00	99.944000	SUNGD
Agency Discount Note	Federal National Mortgage Association	FNMA-DN-99.895-SK2-07	313588SK2	0.150	0.150	0.583	5/22/2015	1/29/2016	25,000,000.00	24,973,750.00	24,979,500.00	99.918000	SUNGD
Agency Discount Note	Federal National Mortgage Association	FNMA-DN-99.867-SZ9-82	313588SZ9	0.180	0.180	0.621	5/22/2015	2/12/2016	25,000,000.00	24,966,750.00	24,976,500.00	99.906000	SUNGD
Agency Discount Note	Federal Home Loan Bank	FHLB-DN-99.835-TP4-49	313384TP4	0.240	0.240	0.660	6/24/2015	2/26/2016	23,000,000.00	22,962,126.67	22,977,000.00	99.900000	SUNGD
Agency Discount Note	Federal National Mortgage Association	FNMA-DN-99.776-VX0-48	313588VX0	0.240	0.241	0.813	5/22/2015	4/22/2016	25,000,000.00	24,944,000.00	24,954,750.00	99.819000	SUNGD
		<b>Total</b>	<b>Count 11</b>	<b>0.144</b>	<b>0.144</b>	<b>0.348</b>			<b>255,200,000.00</b>	<b>254,959,480.60</b>	<b>255,062,500.00</b>	<b>99.946121</b>	

LOCAL AGENCY INVESTMENT FUND	Issuer	Sec. Description	CUSIP	Coupon Rate	Yield to Maturity	Modified Duration	Purchase Date	Maturity Date	Current Par Value	Current Book Value	Market Value	Market Price	Price Source
Local Agency Investment Fund	California State Pool	LOCAL AGENCY INVESTMENT FUND		0.260	0.260	0.003	3/31/2003	7/1/2015	49,882,480.62	49,882,480.62	49,882,480.62	100.000000	BOOK
		<b>Total</b>	<b>Count 1</b>	<b>0.260</b>	<b>0.260</b>	<b>0.003</b>			<b>49,882,480.62</b>	<b>49,882,480.62</b>	<b>49,882,480.62</b>	<b>100.000000</b>	

ASSET BACKED SECURITIES	Issuer	Sec. Description	CUSIP	Coupon Rate	Yield to Maturity	Modified Duration	Purchase Date	Maturity Date	Current Par Value	Current Book Value	Market Value	Market Price	Price Source
Asset Backed Security	Toyota Auto Rec Owners Trust	ABS-TAOT-99.999-AB1-43	89231MAB1	0.410	0.411	0.583	3/19/2014	8/15/2016	4,655,777.87	4,655,681.87	4,655,681.87	99.997938	BOOK
Asset Backed Security	Honda Auto Receivables Owners Trust	ABS-HAROT-99.992-AB1-27	43813JAB1	0.410	0.416	0.599	2/27/2014	8/22/2016	3,069,238.85	3,068,634.05	3,068,634.05	99.980295	BOOK
Asset Backed Security	Toyota Auto Rec Owners Trust	ABS-TAOT-99.993-AB6-05	89190AAB6	0.510	0.515	0.832	10/15/2014	2/15/2017	4,611,851.97	4,611,546.47	4,611,546.47	99.993376	BOOK
Asset Backed Security	Volkswagen Auto Loan Enhanced Trust	ABS-VALET-99.998-AB5-27	92867RAB5	0.420	0.421	0.888	4/30/2014	3/20/2017	6,577,867.14	6,577,635.74	6,577,635.74	99.996482	BOOK
Asset Backed Security	BMW Vehicle Owners Trust	ABS-BMWOT-99.996-AB5-41	09658UAB5	0.530	0.533	0.943	10/15/2014	4/25/2017	4,105,914.54	4,105,745.54	4,105,745.54	99.995884	BOOK
Asset Backed Security	Honda Auto Receivables Owners Trust	ABS-HAROT-99.994-AB7-05	43814KAB7	0.700	0.704	0.997	1/28/2015	6/15/2017	5,000,000.00	4,999,739.00	4,999,739.00	99.994780	BOOK

POOLED INVESTMENTS AT JUNE 30, 2015 - PORTFOLIO POSITION DETAIL



Asset Backed Security	Toyota Auto Rec Owners Trust	ABS-TAOT-99.999-AB4-27	89236WAB4	0.710	0.711	1.039	3/4/2015	7/17/2017	5,000,000.00	4,999,952.50	4,999,952.50	99.999050	BOOK
Asset Backed Security	Chase Issuance Trust	ABS-CHAIT-100.00-FM1-27	161571FM1	0.316	0.316	1.082	9/13/2012	8/15/2017	10,000,000.00	10,000,000.00	10,000,000.00	100.000000	BOOK
Asset Backed Security	Honda Auto Receivables Owners Trust	ABS-HAROT-99.994-AB2-27	43813NAB2	0.690	0.695	1.097	5/20/2015	8/21/2017	14,000,000.00	13,999,161.40	13,999,161.40	99.994010	BOOK
Asset Backed Security	Toyota Auto Rec Owners Trust	ABS-TAOT-99.993-AB7-43	89237CAB7	0.770	0.775	1.210	6/17/2015	11/15/2017	6,500,000.00	6,499,561.90	6,499,561.90	99.993260	BOOK
Asset Backed Security	Harley-Davidson Motorcycle Trust	ABS-HDMOT-99.993-AB4-43	41284AAB4	0.490	0.493	1.413	4/16/2014	4/15/2018	2,254,411.71	2,254,073.21	2,254,073.21	99.984985	BOOK
Asset Backed Security	Chase Issuance Trust	ABS-CHAIT-99.981-GJ7-27	161571GJ7	1.150	1.157	1.778	1/27/2014	1/15/2019	5,000,000.00	4,999,095.50	5,010,350.00	100.207000	USERP
Asset Backed Security	Chase Issuance Trust	ABS-CHAIT-100.00-GW8-27	161571GW8	0.436	0.436	1.911	4/29/2015	4/15/2019	10,000,000.00	10,000,000.00	10,000,000.00	100.000000	BOOK
Total				Count 13	0.576	0.579	1.158			80,775,062.08	80,770,827.18	80,782,081.68	100.008690

REPURCHASE AGREEMENT	Issuer	Sec. Description	CUSIP	Coupon Rate	Yield to Maturity	Modified Duration	Purchase Date	Maturity Date	Current Par Value	Current Book Value	Market Value	Market Price	Price Source
Repurchase Agreement	Overnight Repo	REPURCHASE AGREEMENT		0.090	0.090	0.003	6/30/2015	7/1/2015	129,000,000.00	129,000,000.00	129,000,000.00	100.000000	BOOK
Total				Count 1	0.090	0.090	0.003			129,000,000.00	129,000,000.00	129,000,000.00	100.000000

COMMERCIAL PAPER	Issuer	Sec. Description	CUSIP	Coupon Rate	Yield to Maturity	Modified Duration	Purchase Date	Maturity Date	Current Par Value	Current Book Value	Market Value	Market Price	Price Source
Commercial Paper	Nestle Capital Corp.	CP-NEPCPP-99.951-U18-27	64105HU18	0.110	0.110	0.003	1/23/2015	7/1/2015	25,000,000.00	24,987,854.17	25,000,000.00	100.000000	SUNGD
Commercial Paper	General Electric Capital Corp.	CP-GECC-99.851-XP3-23	36959JXP3	0.270	0.270	0.315	4/8/2015	10/23/2015	25,000,000.00	24,962,875.00	24,981,000.00	99.924000	SUNGD
Commercial Paper	Toyota Motor Credit Corp.	CP-TOYCC-99.835-Y65-24	89233HY65	0.280	0.280	0.353	4/8/2015	11/6/2015	25,000,000.00	24,958,777.78	24,975,111.11	99.900444	SUNGD
Total				Count 3	0.220	0.220	0.224			75,000,000.00	74,909,506.95	74,956,111.11	99.941481

NEGOTIABLE CD	Issuer	Sec. Description	CUSIP	Coupon Rate	Yield to Maturity	Modified Duration	Purchase Date	Maturity Date	Current Par Value	Current Book Value	Market Value	Market Price	Price Source
Negotiable CD	Royal Bank of Canada NY	CD-RY-100.00-SP2-41	78009NSP2	0.220	0.220	0.003	11/26/2014	7/1/2015	25,000,000.00	25,000,000.00	25,000,097.15	100.000389	SUNGD
Negotiable CD	Wells Fargo Bank NA	CD-WFFB-100.00-DD7-86	94988EDD7	0.250	0.250	0.003	12/24/2014	7/1/2015	25,000,000.00	25,000,000.00	25,000,117.98	100.000472	SUNGD
Negotiable CD	Skandi Enskilda Bank NY	CD-SEBNY-100.004-T48-07	83051HT48	0.240	0.230	0.003	1/14/2015	7/1/2015	25,000,000.00	25,001,165.50	25,000,111.05	100.000444	SUNGD
Negotiable CD	Rabobank NY	CD-RABONY-100.00-ZF4-86	21684BZF4	0.260	0.260	0.044	1/15/2015	7/16/2015	25,000,000.00	25,000,000.00	25,001,998.86	100.007995	SUNGD
Negotiable CD	Toronto Dominion Bank NY	CD-TDNY-100.00-FG6-07	89113EFG6	0.230	0.230	0.162	2/25/2015	8/28/2015	25,000,000.00	25,000,000.00	25,006,142.41	100.024570	SUNGD
Negotiable CD	Bank of Nova Scotia U.S.	CD-BNSHOU-100.00-N44-07	06417HN44	0.200	0.200	0.200	4/8/2015	9/11/2015	25,000,000.00	25,000,000.00	25,006,080.48	100.024322	SUNGD
Negotiable CD	Svenska Handelsbanken NY	CD-SVSNY-100.002-RL8-43	86958DRL8	0.295	0.290	0.238	3/25/2015	9/25/2015	25,000,000.00	25,000,637.94	25,012,983.23	100.051933	SUNGD
Negotiable CD	Swedbank NY	CD-SWEDBK-100.00-V33-41	87019TV33	0.320	0.320	0.386	5/26/2015	11/18/2015	25,000,000.00	25,000,000.00	25,016,631.49	100.066526	SUNGD
Total				Count 8	0.252	0.250	0.130			200,000,000.00	200,001,803.44	200,044,162.65	100.022081

CORPORATE MTN/BONDS	Issuer	Sec. Description	CUSIP	Coupon Rate	Yield to Maturity	Modified Duration	Purchase Date	Maturity Date	Current Par Value	Current Book Value	Market Value	Market Price	Price Source
Medium Term Note	Wells Fargo Bank NA	MTN-WFC-99.965-5F7-86	94985H5F7	0.750	0.768	0.055	7/29/2013	7/20/2015	10,000,000.00	9,996,500.00	10,002,700.00	100.027000	SUNGD
Medium Term Note	PepsiCo Inc.	FRN-PEP-100.00-CH9-05	713448CH9	0.478	0.478	0.082	4/30/2015	7/30/2015	5,000,000.00	5,000,000.00	5,000,400.00	100.008000	SUNGD
Medium Term Note	General Electric Capital Corp.	FRN-GE-100.00-7E8-43	36962G7E8	0.507	0.507	0.538	1/14/2014	1/14/2016	5,000,000.00	5,000,000.00	5,006,300.00	100.126000	SUNGD
Medium Term Note	John Deere Capital Corp.	MTN-DE-99.894-RZ4-27	24422ERZ4	0.750	0.786	0.559	1/23/2013	1/22/2016	3,000,000.00	2,996,820.00	3,007,110.00	100.237000	SUNGD
Medium Term Note	JP Morgan Chase & Co.	MTN-JPM-99.879-JU4-27	46623EJU4	1.125	1.166	0.653	2/26/2013	2/26/2016	5,000,000.00	4,993,950.00	5,014,400.00	100.288000	SUNGD
Medium Term Note	Wells Fargo Bank NA	FRN-WFC-100.000-2K2-86	94988J2K2	0.434	0.434	0.921	6/10/2014	6/2/2016	10,000,000.00	10,000,000.00	10,003,600.00	100.036000	SUNGD
Medium Term Note	Johnson & Johnson	FRN-JNJ-100.00-BE3-27	478160BE3	0.354	0.354	1.408	12/5/2013	11/28/2016	5,000,000.00	5,000,000.00	5,000,350.00	100.007000	SUNGD
Medium Term Note	US Bank N.A.	FRN-USB-100.00-MD2-07	90331HMD2	0.508	0.508	1.577	1/30/2014	1/30/2017	15,000,000.00	15,000,000.00	14,997,150.00	99.981000	SUNGD
Medium Term Note	Apple Inc.	MTN-AAPL-99.931-BB5-27	037833BB5	0.900	0.935	1.853	5/13/2015	5/12/2017	5,000,000.00	4,996,550.00	5,001,400.00	100.028000	SUNGD
Medium Term Note	Oracle Corp.	MTN-ORCL-99.625-AN5-27	68389XAN5	1.200	1.312	2.262	5/8/2014	10/15/2017	10,000,000.00	9,962,500.00	10,000,000.00	100.000000	SUNGD
Medium Term Note	Johnson & Johnson	MTN-JNJ-99.921-BL7-05	478160BL7	1.125	1.152	2.364	11/21/2014	11/21/2017	5,000,000.00	4,996,050.00	5,000,000.00	100.000000	SUNGD
Medium Term Note	Berkshire Hathaway Fin	FRN-BRK-100.00-CD1-86	084664CD1	0.576	0.576	2.515	1/15/2015	1/12/2018	7,000,000.00	7,000,000.00	7,008,680.00	100.124000	SUNGD
Medium Term Note	International Business Machines Corp.	MTN-IBM-99.542-HK0-41	459200HK0	1.250	1.345	2.559	2/8/2013	2/8/2018	5,000,000.00	4,977,100.00	4,992,250.00	99.845000	SUNGD
Medium Term Note	Wal-Mart Stores Inc.	MTN-WMT-99.642-DF7-86	931142DF7	1.125	1.253	2.739	6/8/2015	4/11/2018	10,000,000.00	9,982,102.50	9,961,800.00	99.618000	SUNGD
Medium Term Note	Texas Instruments Inc.	MTN-TXN-99.070-AV6-27	882508AV6	1.000	1.193	2.799	5/8/2013	5/1/2018	5,000,000.00	4,953,500.00	4,939,950.00	98.799000	SUNGD
Medium Term Note	Apple Inc.	MTN-AAPL-98.252-AJ9-27	037833AJ9	1.000	1.461	2.804	6/4/2014	5/3/2018	10,000,000.00	9,825,200.00	9,898,900.00	98.989000	SUNGD
Medium Term Note	Merck & Co Inc.	MTN-MRK-99.769-AG0-27	58933YAG0	1.300	1.348	2.835	5/20/2013	5/18/2018	5,000,000.00	4,988,450.00	4,980,250.00	99.605000	SUNGD
Medium Term Note	Cisco Systems Inc.	MTN-CSCO-99.983-AU6-86	17275RAU6	1.650	1.656	2.898	6/17/2015	6/15/2018	5,000,000.00	4,999,150.00	5,017,750.00	100.355000	SUNGD
Medium Term Note	Cisco Systems Inc.	FRN-CSCO-100.00-AQ5-82	17275RAQ5	0.783	0.783	3.621	3/3/2014	3/1/2019	5,000,000.00	5,000,000.00	5,019,850.00	100.397000	SUNGD
Total				Count 19	0.856	0.929	1.835			130,000,000.00	129,667,872.50	129,852,840.00	99.886800

Grand Total 2,369,857,542.70 2,368,307,242.91 2,371,245,876.06



### GLOSSARY OF INVESTMENT TERMS

**ASSET BACKED SECURITIES:** Securities, such as bonds or notes, collateralized by receivables such as credit card or auto loans.

**BOOK VALUE:** The original cost of the investment, plus accrued interest and amortization of any premium or discount.

**CERTIFICATE OF DEPOSIT (CD or NCD):** A deposit of funds at a bank for a specified period of time that earns interest at a specified rate. Commonly known as "CDs" or "negotiable CDs."

**COUPON:** The annual rate at which a bond pays interest.

**CUSIP:** The number identifying all stocks and registered bonds, using the Committee on Uniform Securities Identification Procedures (CUSIP).

**DURATION:** The weighted average time to maturity of a bond where the weights are the present values of future cash flows. Duration measures the price sensitivity of a bond to changes in interest rates.

**LOCAL AGENCY INVESTMENT FUND (LAIF):** An investment pool sponsored by the State of California and administered/managed by the State Treasurer's Office. Local government units, with consent of the local governing body of that agency, may voluntarily deposit surplus funds for the purpose of investment.

**MARKET VALUE:** The price at which a security is trading and could presumably be purchased or sold.

**MATURITY:** The date upon which the principal or stated value of an investment becomes due and payable.

**PAR VALUE:** The amount of principal which must be paid at maturity. Also referred to as the face amount of a bond, normally quoted in \$1,000 increments per bond.

**REPURCHASE AGREEMENT (RP OR REPO):** The purchase of securities, on a temporary basis, with the seller's simultaneous agreement to repurchase the securities at a later date at a specified price that includes interest for the buyer's holding period. In essence, this is a collateralized investment whereby the security "buyer" lends the "seller" money for the period of the agreement.

**U. S. GOVERNMENT AGENCY SECURITIES:** Debt securities issued by U. S. Government sponsored enterprises and federally related institutions. These government agencies include: Federal Home Loan Banks (FHLB); Federal Home Loan Mortgage Corporation (FHLMC, or "Freddie Mac"); Federal National Mortgage Association (FNMA, or "Fannie Mae"); Federal Farm Credit Banks (FFCB); and Tennessee Valley Authority (TVA).

**U.S. TREASURY SECURITIES:** Securities issued by the U. S. Treasury and backed by the full faith and credit of the United States. Treasuries are considered to have no credit risk, and are the benchmark for interest rates on all other securities in the U.S. and overseas. The Treasury issues both discounted securities and fixed coupon notes and bonds.

**WEIGHTED AVERAGE DAYS TO MATURITY:** The weighted average of the remaining term to maturity of all of the assets in an investment pool or securities portfolio, as expressed in days.

**YIELD:** The rate of annual income return on an investment, expressed as a percentage.

(a) **EARNED INCOME YIELD** is the annual income from an investment divided by the current market value.

(b) **YIELD TO MATURITY** is the rate of return earned on an investment considering all cash flows and timing factors: interest earnings, discounts, and premiums above par.

For additional glossary terms, previous Investment Reports, and City Investment Policy, please visit the Office of the City Treasurer's website at: <http://www.sandiego.gov/treasurer/investments/>