

POOLED INVESTMENTS AT JULY 31, 2015 - SUMMARY & STATISTICS



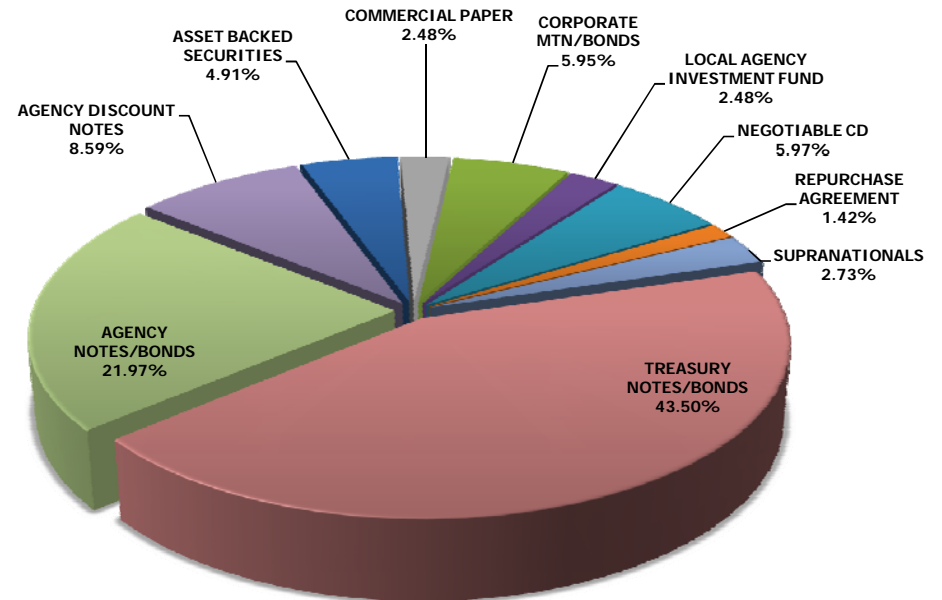
**ASSET ALLOCATION**

Assets (000's)	Current Par Value	Current Book Value	Market Value	Mkt/Book	Yield to Maturity
ASSET BACKED SECURITIES	98,704	98,697	98,719	100.02%	0.71%
COMMERCIAL PAPER	50,000	49,922	49,972	100.10%	0.28%
CORPORATE MTN/BONDS	120,000	119,674	119,841	100.14%	0.96%
LOCAL AGENCY INVESTMENT FUND	49,918	49,918	49,918	100.00%	0.28%
NEGOTIABLE CD	120,000	120,001	120,024	100.02%	0.24%
REPURCHASE AGREEMENT	28,496	28,496	28,496	100.00%	0.18%
SUPRANATIONALS	55,000	54,947	55,001	100.10%	0.76%
TREASURY NOTES/BONDS	875,000	874,562	876,586	100.23%	0.76%
AGENCY NOTES/BONDS	442,000	441,725	441,981	100.06%	0.68%
AGENCY DISCOUNT NOTES	173,000	172,805	172,874	100.04%	0.16%
<b>Totals (000's):</b>	<b>2,012,118</b>	<b>2,010,746</b>	<b>2,013,412</b>	<b>100.13%</b>	<b>0.64%</b>

**Portfolio Breakdown & Statistics**

	Liquidity	Core
Portfolio Size	\$614,114,863	\$1,396,631,123
% of total pool	30.54%	69.46%
Portfolio Duration*	0.39	1.65
Index Duration*	0.37	1.86
% of index	106.71%	88.30%
Weighted Average Days to Maturity	145	712
Earned Income Yield	0.262%	0.908%

\* Macaulay's Duration for fund 9997 and Effective Duration for fund 9998.



Pooled Portfolio Composition by Book Value

POOLED INVESTMENTS AT JULY 31, 2015 - MATURITY DISTRIBUTION

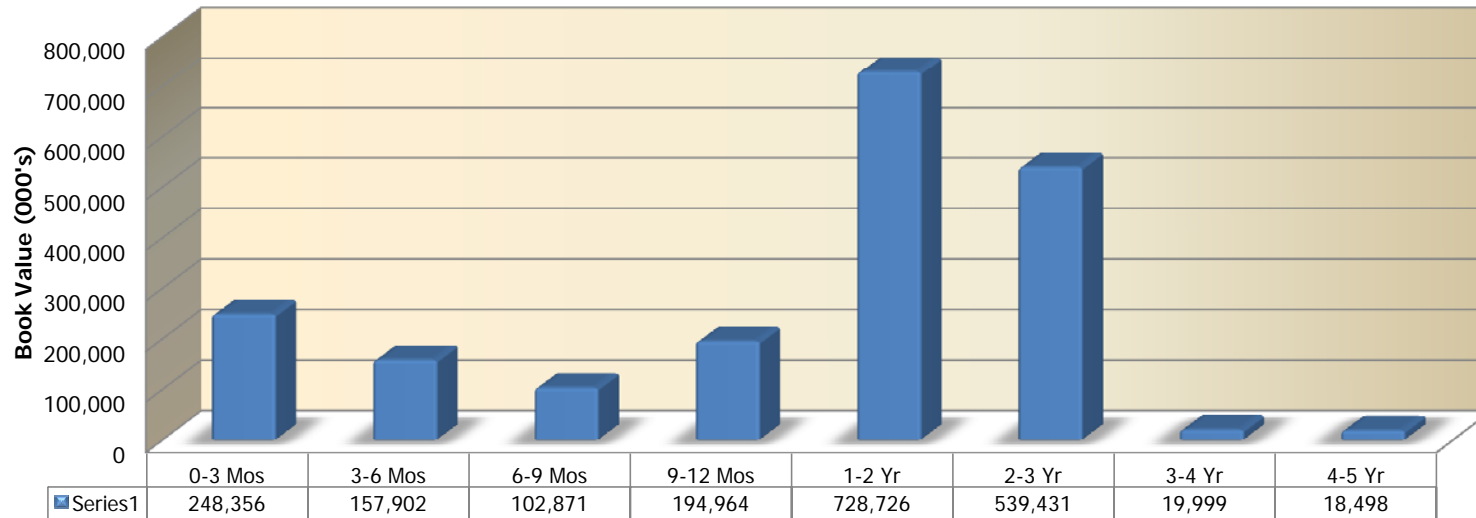
City of San Diego  
Office of the City Treasurer



**MATURITY DISTRIBUTION**

Current Book Value (000's)	0-3 Mos	3-6 Mos	6-9 Mos	9-12 Mos	1-2 Yr	2-3 Yr	3-4 Yr	4-5 Yr	Totals (000's)
ASSET BACKED SECURITIES					29,191	46,008	14,999	8,498	98,697
COMMERCIAL PAPER	24,963	24,959							49,922
CORPORATE MTN/BONDS		7,999	4,994	10,000	29,997	61,684	5,000		119,674
LOCAL AGENCY INVESTMENT FUND	49,918								49,918
NEGOTIABLE CD	95,001	25,000							120,001
REPURCHASE AGREEMENT	28,496								28,496
SUPRANATIONALS				19,990		34,957			54,947
TREASURY NOTES/BONDS				49,994	549,686	274,882			874,562
AGENCY NOTES/BONDS	24,994	24,996	25,004	114,980	119,852	121,899		10,000	441,725
AGENCY DISCOUNT NOTES	24,984	74,947	72,873						172,805
<b>Totals (000's):</b>	<b>248,356</b>	<b>157,902</b>	<b>102,871</b>	<b>194,964</b>	<b>728,726</b>	<b>539,431</b>	<b>19,999</b>	<b>18,498</b>	<b>2,010,746</b>
<b>% of Portfolio</b>	<b>12.35%</b>	<b>7.85%</b>	<b>5.12%</b>	<b>9.70%</b>	<b>36.24%</b>	<b>26.83%</b>	<b>0.99%</b>	<b>0.92%</b>	<b>100.00%</b>

Maturity Distribution  
July 31, 2015

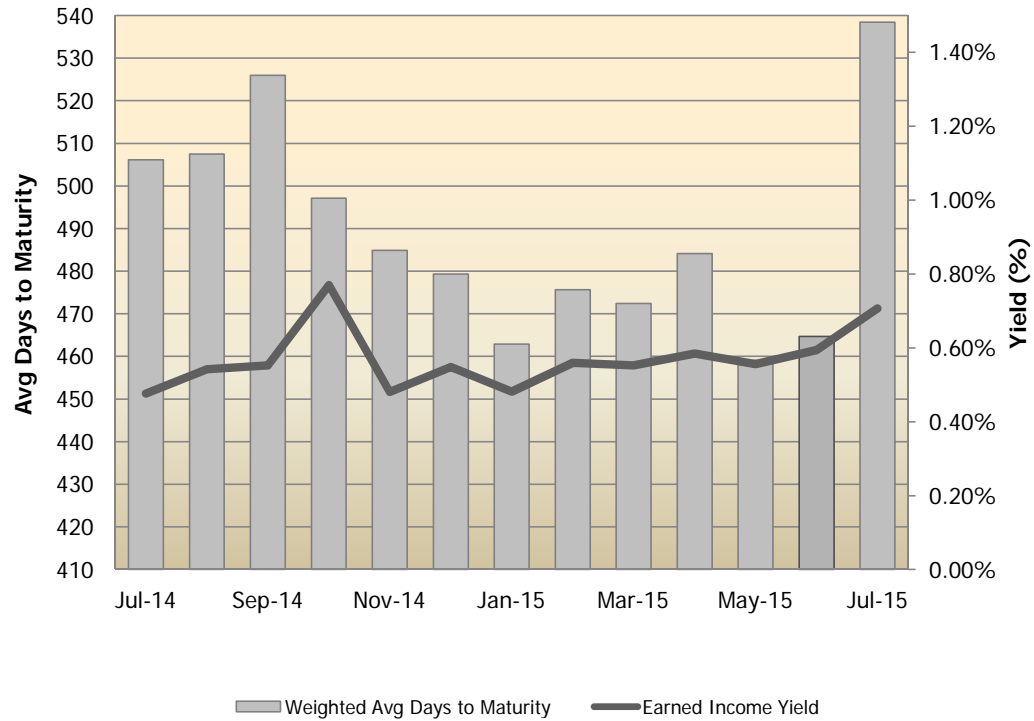




**PORTFOLIO - EARNED INCOME YIELD**

Month	Earned Income Yield	Weighted Avg Days to Maturity
Jul-14	0.48%	506.15
Aug-14	0.54%	507.45
Sep-14	0.55%	525.96
Oct-14	0.77%	497.09
Nov-14	0.48%	484.88
Dec-14	0.55%	479.30
Jan-15	0.48%	462.87
Feb-15	0.56%	475.64
Mar-15	0.55%	472.39
Apr-15	0.59%	484.16
May-15	0.56%	459.03
Jun-15	0.59%	464.69
Jul-15	0.71%	538.44

Yield and Weighted Average Days to Maturity Trends



INVESTMENTS AT JULY 31, 2015 - SUMMARY BY FUND TYPE

City of San Diego  
Office of the City Treasurer



**INVESTMENT STATUS SUMMARY BY FUND TYPE**

Category	Cost of Invest Held	% of Total	Market Value
<b>POOLED INVESTMENTS:</b>	<b>2,010,745,985.89</b>	<b>99.05%</b>	<b>2,013,411,741.75</b>
<b>BOND/NOTE FUNDS INVESTED BY TREASURER</b>	<b>19,313,416.92</b>	<b>0.95%</b>	<b>19,327,120.32</b>
CIVICSD/CCDC 2006A	19,313,416.92	0.95%	19,327,120.32
<b>TOTAL INVESTED FUNDS:</b>	<b>2,030,059,402.81</b>	<b>100.00%</b>	<b>2,032,738,862.07</b>

POOLED INVESTMENTS AT JULY 31, 2015 - PORTFOLIO POSITION DETAIL

TREASURY NOTES/BONDS	Issuer	Sec. Description	CUSIP	Coupon Rate	Yield to Maturity	Modified Duration	Purchase Date	Maturity Date	Current Par Value	Current Book Value	Market Value	Market Price	Price Source
US Treasury Note	US Treasury	TN-100.093-WQ9-49	912828WQ9	0.500	0.453	0.915	6/30/2014	6/30/2016	25,000,000.00	25,023,437.50	25,043,000.00	100.172000	SUNGD
US Treasury Note	US Treasury	TN-99.882-WX4-49	912828WX4	0.500	0.559	0.999	8/1/2014	7/31/2016	25,000,000.00	24,970,703.13	25,039,000.00	100.156000	SUNGD
US Treasury Note	US Treasury	TN-99.574-VR8-07	912828VR8	0.625	0.770	1.034	8/27/2013	8/15/2016	25,000,000.00	24,893,554.69	25,062,500.00	100.250000	SUNGD
US Treasury Note	US Treasury	TN-100.007-D64-82	912828D64	0.500	0.496	1.080	9/2/2014	8/31/2016	25,000,000.00	25,001,953.13	25,031,250.00	100.125000	SUNGD
US Treasury Note	US Treasury	TN-100.714-VW7-07	912828VW7	0.875	0.630	1.116	10/1/2013	9/15/2016	25,000,000.00	25,178,710.94	25,129,000.00	100.516000	SUNGD
US Treasury Note	US Treasury	TN-99.820-F47-43	912828F47	0.500	0.591	1.163	9/30/2014	9/30/2016	25,000,000.00	24,955,078.13	25,025,500.00	100.102000	SUNGD
US Treasury Note	US Treasury	TN-100.136-WA4-26	912828WA4	0.625	0.578	1.201	11/1/2013	10/15/2016	25,000,000.00	25,034,179.69	25,058,500.00	100.234000	SUNGD
US Treasury Note	US Treasury	TN-99.746-F88-05	912828F88	0.375	0.503	1.247	10/31/2014	10/31/2016	25,000,000.00	24,936,523.44	24,976,500.00	99.906000	SUNGD
US Treasury Note	US Treasury	TN-100.226-WF3-27	912828WF3	0.625	0.548	1.284	12/2/2013	11/15/2016	25,000,000.00	25,056,640.63	25,058,500.00	100.234000	SUNGD
US Treasury Note	US Treasury	TN-99.992-G46-38	912828G46	0.500	0.504	1.330	12/1/2014	11/30/2016	25,000,000.00	24,998,046.88	25,009,750.00	100.039000	SUNGD
US Treasury Note	US Treasury	TN-99.886-H29-07	912828H29	0.625	0.682	1.412	12/31/2014	12/31/2016	25,000,000.00	24,971,679.69	25,052,750.00	100.211000	SUNGD
US Treasury Note	US Treasury	TN-100.097-A91-26	912828A91	0.750	0.717	1.450	1/31/2014	1/15/2017	25,000,000.00	25,024,414.06	25,084,000.00	100.336000	SUNGD
US Treasury Note	US Treasury	TN-100.03-H78-48	912828H78	0.500	0.484	1.496	2/2/2015	1/31/2017	25,000,000.00	25,007,812.50	24,994,250.00	99.977000	SUNGD
US Treasury Note	US Treasury	TN-99.875-B74-48	912828B74	0.625	0.668	1.530	2/28/2014	2/15/2017	25,000,000.00	24,968,750.00	25,031,250.00	100.125000	SUNGD
US Treasury Note	US Treasury	TN-99.722-J35-82	912828J35	0.500	0.640	1.576	3/2/2015	2/28/2017	25,000,000.00	24,931,343.41	24,986,250.00	99.945000	SUNGD
US Treasury Note	US Treasury	TN-99.593-C32-43	912828C32	0.750	0.888	1.611	3/20/2014	3/15/2017	25,000,000.00	24,898,437.50	25,080,000.00	100.320000	SUNGD
US Treasury Note	US Treasury	TN-99.875-J92-86	912828J92	0.500	0.563	1.667	3/31/2015	3/31/2017	25,000,000.00	24,968,750.00	24,974,500.00	99.898000	SUNGD
US Treasury Note	US Treasury	TN-99.882-C73-07	912828C73	0.875	0.915	1.693	4/24/2014	4/15/2017	25,000,000.00	24,970,703.13	25,117,250.00	100.469000	SUNGD
US Treasury Note	US Treasury	TN-100.289-WH9-82	912828WH9	0.875	0.777	1.776	5/23/2014	5/15/2017	25,000,000.00	25,072,265.63	25,109,500.00	100.438000	SUNGD
US Treasury Note	US Treasury	TN-100.023-SY7-41	912828SY7	0.625	0.613	1.824	6/1/2015	5/31/2017	25,000,000.00	25,006,286.29	24,990,250.00	99.961000	SUNGD
US Treasury Note	US Treasury	TN-99.925-WP1-26	912828WP1	0.875	0.900	1.859	6/16/2014	6/15/2017	25,000,000.00	24,981,445.31	25,113,250.00	100.453000	SUNGD
US Treasury Note	US Treasury	TN-99.957-XJ4-05	912828XJ4	0.625	0.647	1.907	6/30/2015	6/30/2017	25,000,000.00	24,989,257.81	24,988,250.00	99.953000	SUNGD
US Treasury Note	US Treasury	TN-99.570-WT3-86	912828WT3	0.875	1.023	1.943	8/1/2014	7/15/2017	25,000,000.00	24,892,578.13	25,095,750.00	100.383000	SUNGD
US Treasury Note	US Treasury	TN-99.789-XP0-89	912828XP0	0.625	0.731	1.991	7/31/2015	7/31/2017	25,000,000.00	24,947,265.63	24,978,500.00	99.914000	SUNGD
US Treasury Note	US Treasury	TN-99.824-D98-86	912828D98	1.000	1.060	2.097	9/30/2014	9/15/2017	25,000,000.00	24,956,054.69	25,144,500.00	100.578000	SUNGD
US Treasury Note	US Treasury	TN-99.859-F54-48	912828F54	0.875	0.923	2.184	10/31/2014	10/15/2017	25,000,000.00	24,964,843.75	25,060,500.00	100.242000	SUNGD
US Treasury Note	US Treasury	TN-99.937-G20-86	912828G20	0.875	0.896	2.267	12/1/2014	11/15/2017	25,000,000.00	24,984,375.00	25,060,500.00	100.242000	SUNGD
US Treasury Note	US Treasury	TN-99.585-G79-41	912828G79	1.000	1.142	2.347	12/24/2014	12/15/2017	25,000,000.00	24,896,484.38	25,115,250.00	100.461000	SUNGD
US Treasury Note	US Treasury	TN-100.30-H37-07	912828H37	0.875	0.772	2.434	1/30/2015	1/15/2018	25,000,000.00	25,075,195.31	25,025,500.00	100.102000	SUNGD
US Treasury Note	US Treasury	TN-99.929-H94-49	912828H94	1.000	1.024	2.502	2/27/2015	2/15/2018	25,000,000.00	24,990,709.17	25,088,000.00	100.352000	SUNGD
US Treasury Note	US Treasury	TN-100.292-J68-38	912828J68	1.000	0.899	2.585	4/1/2015	3/15/2018	25,000,000.00	25,084,791.10	25,082,000.00	100.328000	SUNGD
US Treasury Note	US Treasury	TN-99.558-K25-26	912828K25	0.750	0.901	2.678	4/30/2015	4/15/2018	25,000,000.00	24,897,332.87	24,896,500.00	99.586000	SUNGD
US Treasury Note	US Treasury	TN-100.187-XA3-49	912828XA3	1.000	0.935	2.752	6/1/2015	5/15/2018	25,000,000.00	25,058,423.91	25,047,000.00	100.188000	SUNGD
US Treasury Note	US Treasury	TN-100.367-XF2-05	912828XF2	1.125	0.999	2.831	6/30/2015	6/15/2018	25,000,000.00	25,103,323.52	25,117,250.00	100.469000	SUNGD
US Treasury Note	US Treasury	TN-99.445-XK1-27	912828XK1	0.875	1.066	2.923	7/31/2015	7/15/2018	25,000,000.00	24,870,839.00	24,920,000.00	99.680000	SUNGD
Total		Count 35		0.732	0.757	1.791			875,000,000.00	874,562,189.95	876,586,250.00	100.181286	

AGENCY NOTES/BONDS	Issuer	Sec. Description	CUSIP	Coupon Rate	Yield to Maturity	Modified Duration	Purchase Date	Maturity Date	Current Par Value	Current Book Value	Market Value	Market Price	Price Source
Agency Note	Federal Home Loan Bank	FHLB-99.975-ZZ2-49	3130A2ZZ2	0.210	0.233	0.192	9/12/2014	10/9/2015	25,000,000.00	24,993,879.25	25,000,500.00	100.002000	SUNGD
Agency Note	Federal Home Loan Bank	FHLB-99.976-4D5-82	3130A24D5	0.230	0.245	0.383	12/18/2014	12/18/2015	25,000,000.00	24,996,268.92	25,000,500.00	100.002000	SUNGD
Agency Note	Federal Home Loan Bank	FHLB-100.00-ME9-86	3130A4ME9	0.330	0.330	0.608	3/27/2015	3/10/2016	25,000,000.00	25,003,895.83	24,999,750.00	99.999000	SUNGD
Agency Note	Federal Home Loan Mortgage Corporation	FHLMC-99.994-DQ9-46	3137EADQ9	0.500	0.502	0.782	3/7/2013	5/13/2016	20,000,000.00	19,998,800.00	20,020,400.00	100.102000	SUNGD
Agency Note	Federal Home Loan Bank	FHLB-99.925-EJ4-86	3130A5EJ4	0.250	0.325	0.797	5/22/2015	5/18/2016	25,000,000.00	24,982,144.44	24,986,750.00	99.947000	SUNGD
Agency Note	Federal Home Loan Bank	FHLB-OC0815-100.00-C72-38	3130A5C72	0.400	0.400	0.821	5/27/2015	5/27/2016	20,000,000.00	20,000,000.00	19,999,200.00	99.996000	SUNGD
Agency Note	Federal Home Loan Bank	FHLB-OT1215-100.00-FW4-80	3130A5FW4	0.400	0.400	0.877	6/2/2015	6/17/2016	25,000,000.00	25,000,000.00	24,982,000.00	99.928000	SUNGD
Agency Note	Federal Home Loan Bank	FHLB-99.991-P32-86	3130A3P32	0.430	0.435	0.916	7/1/2015	7/1/2016	25,000,000.00	24,998,660.98	25,016,750.00	100.067000	SUNGD

POOLED INVESTMENTS AT JULY 31, 2015 - PORTFOLIO POSITION DETAIL

Agency Note	Federal National Mortgage Association	FNMA-99.679-YE7-07	3135G0YE7	0.625	0.730	1.065	7/19/2013	8/26/2016	25,000,000.00	24,919,750.00	25,045,000.00	100.180000	SUNGD
Agency Note	Federal Home Loan Bank	FHLB-99.813-T97-38	3130A2T97	0.500	0.589	1.155	8/13/2014	9/28/2016	25,000,000.00	24,953,250.00	25,002,250.00	100.009000	SUNGD
Agency Note	Federal Home Loan Bank	FHLB-QC0715-100.00-3F4-38	3130A53F4	0.500	0.500	1.238	4/28/2015	10/28/2016	20,000,000.00	20,000,000.00	19,981,400.00	99.907000	SUNGD
Agency Note	Federal Farm Credit Bank	FFCB-99.973-X62-86	3133EEX62	0.800	0.814	1.863	6/25/2015	6/16/2017	15,000,000.00	14,998,950.00	15,005,250.00	100.035000	SUNGD
Agency Note	Federal Home Loan Mortgage Corporation	FHLMC-QC0915-100.00-AY7-82	3134G7AY7	1.000	1.000	1.896	6/29/2015	6/29/2017	10,000,000.00	10,000,000.00	10,001,300.00	100.013000	SUNGD
Agency Note	Federal Home Loan Mortgage Corporation	FHLMC-99.922-DV8-07	3137EADV8	0.750	0.787	1.942	5/29/2015	7/14/2017	25,000,000.00	24,980,500.00	24,980,750.00	99.923000	SUNGD
Agency Note	Federal Home Loan Bank	FHLB-99.776-2S5-07	3130A62S5	0.750	0.859	2.056	7/24/2015	8/28/2017	17,000,000.00	16,961,920.00	16,982,830.00	99.899000	SUNGD
Agency Note	Federal National Mortgage Association	FNMA-MC0413-100.00-QL0-27	3135G0QL0	1.000	1.000	2.206	10/24/2012	10/24/2017	10,000,000.00	10,000,000.00	9,992,200.00	99.922000	SUNGD
Agency Note	Federal National Mortgage Association	FNMA-ST1213-100.00-7A3-48	3136G07A3	0.800	0.800	2.349	12/13/2012	12/13/2017	10,000,000.00	10,000,000.00	9,994,700.00	99.947000	SUNGD
Agency Note	Federal Farm Credit Bank	FFCB-99.919-FE5-86	3133EEFE5	1.125	1.152	2.353	12/18/2014	12/18/2017	10,000,000.00	9,991,970.00	10,071,000.00	100.710000	SUNGD
Agency Note	Federal National Mortgage Association	FNMA-QC0613-100.00-TD5-82	3135G0TD5	1.000	1.000	2.384	12/31/2012	12/28/2017	10,000,000.00	10,000,000.00	9,989,300.00	99.893000	SUNGD
Agency Note	Federal Home Loan Mortgage Corporation	FHLMC-QC0715-100.00-07	3134G6TQ6	1.250	1.250	2.673	4/20/2015	4/20/2018	10,000,000.00	10,000,000.00	9,984,700.00	99.847000	SUNGD
Agency Note	Federal Home Loan Bank	FHLB-MC0613-99.990-6L0-82	3133836L0	1.200	1.202	2.770	5/28/2013	5/24/2018	10,000,000.00	9,999,000.00	9,974,300.00	99.743000	SUNGD
Agency Note	Federal Home Loan Mortgage Corporation	FHLMC-QC0815-99.920-2E2-82	3134G6E2E	1.250	1.277	2.771	5/26/2015	5/25/2018	10,000,000.00	9,992,000.00	10,005,900.00	100.059000	SUNGD
Agency Note	Federal Home Loan Mortgage Corporation	FHLMC-QC0815-100.00-M42-27	3134G6M42	1.400	1.400	2.765	5/27/2015	5/25/2018	10,000,000.00	10,000,000.00	10,006,100.00	100.061000	SUNGD
Agency Note	Federal National Mortgage Association	FNMA-99.817-E33-43	3135G0E33	1.125	1.185	2.928	6/8/2015	7/20/2018	25,000,000.00	24,954,250.00	24,996,250.00	99.985000	SUNGD
Agency Note	Federal National Mortgage Association	FNMA-ST0815-100.00-DQ7-82	3136G2DQ7	1.500	1.500	4.369	2/13/2015	2/13/2020	10,000,000.00	10,000,000.00	9,961,500.00	99.615000	SUNGD
Total				Count 25	0.654	0.683	1.486			442,000,000.00	441,725,239.42	441,980,580.00	99.995606

AGENCY DISCOUNT NOTES	Issuer	Sec. Description	CUSIP	Coupon Rate	Yield to Maturity	Modified Duration	Purchase Date	Maturity Date	Current Par Value	Current Book Value	Market Value	Market Price	Price Source
Agency Discount Note	Federal National Mortgage Association	FNMA-DN-99.937-KK0-49	313588KK0	0.110	0.110	0.038	1/23/2015	8/14/2015	25,000,000.00	24,984,493.06	24,999,750.00	99.999000	SUNGD
Agency Discount Note	Federal National Mortgage Association	FNMA-DN-99.948-PB5-38	313588PB5	0.115	0.115	0.279	6/1/2015	11/10/2015	25,000,000.00	24,987,062.50	24,993,000.00	99.972000	SUNGD
Agency Discount Note	Federal Home Loan Mortgage Corporation	FHLMC-DN-99.945-QB2-05	313396QB2	0.120	0.120	0.345	6/23/2015	12/4/2015	25,000,000.00	24,986,333.33	24,989,750.00	99.959000	SUNGD
Agency Discount Note	Federal National Mortgage Association	FNMA-DN-99.895-SK2-07	313588SK2	0.150	0.150	0.498	5/22/2015	1/29/2016	25,000,000.00	24,973,750.00	24,982,500.00	99.930000	SUNGD
Agency Discount Note	Federal National Mortgage Association	FNMA-DN-99.867-SZ9-82	313588SZ9	0.180	0.180	0.537	5/22/2015	2/12/2016	25,000,000.00	24,966,750.00	24,977,250.00	99.909000	SUNGD
Agency Discount Note	Federal Home Loan Bank	FHLB-DN-99.835-TP4-49	313384TP4	0.240	0.240	0.575	6/24/2015	2/26/2016	23,000,000.00	22,962,126.67	22,977,460.00	99.902000	SUNGD
Agency Discount Note	Federal National Mortgage Association	FNMA-DN-99.776-VX0-48	313588VX0	0.240	0.241	0.728	5/22/2015	4/22/2016	25,000,000.00	24,944,000.00	24,954,250.00	99.817000	SUNGD
Total				Count 7	0.164	0.164	0.427			173,000,000.00	172,804,515.56	172,873,960.00	99.927145

SUPRANATIONALS	Issuer	Sec. Description	CUSIP	Coupon Rate	Yield to Maturity	Modified Duration	Purchase Date	Maturity Date	Current Par Value	Current Book Value	Market Value	Market Price	Price Source
Supranationals	Intl Bank of Reconstruction & Development	IBRD-99.951-DM2-05	459058DM2	0.500	0.525	0.790	2/20/2014	5/16/2016	20,000,000.00	19,990,200.00	20,012,400.00	100.062000	SUNGD
Supranationals	Intl Bank of Reconstruction & Development	IBRD-ST0915-100.00-SS4-07	45905USS4	0.500	0.500	2.845	6/12/2015	6/12/2018	10,000,000.00	10,000,000.00	9,997,800.00	99.978000	SUNGD
Supranationals	Intl Bank of Reconstruction & Development	IBRD-99.829-EJ8-07	459058EJ8	1.000	1.056	2.835	4/30/2015	6/15/2018	25,000,000.00	24,957,250.00	24,990,750.00	99.963000	SUNGD
Total				Count 3	0.727	0.761	2.093			55,000,000.00	54,947,450.00	55,000,950.00	100.001727

LOCAL AGENCY INVESTMENT FUND	Issuer	Sec. Description	CUSIP	Coupon Rate	Yield to Maturity	Modified Duration	Purchase Date	Maturity Date	Current Par Value	Current Book Value	Market Value	Market Price	Price Source
Local Agency Investment Fund	California State Pool	LOCAL AGENCY INVESTMENT FUND		0.280	0.280	0.003	3/31/2003	8/1/2015	49,917,741.90	49,917,741.90	49,917,741.90	100.000000	BOOK
Total				Count 1	0.280	0.280	0.003			49,917,741.90	49,917,741.90	49,917,741.90	100.000000

ASSET BACKED SECURITIES	Issuer	Sec. Description	CUSIP	Coupon Rate	Yield to Maturity	Modified Duration	Purchase Date	Maturity Date	Current Par Value	Current Book Value	Market Value	Market Price	Price Source
Asset Backed Security	Toyota Auto Rec Owners Trust	ABS-TAOT-99.999-AB1-43	89231MAB1	0.410	0.411	0.538	3/19/2014	8/15/2016	3,440,737.95	3,440,641.95	3,440,641.95	99.997210	BOOK
Asset Backed Security	Honda Auto Receivables Owners Trust	ABS-HAROT-99.992-AB1-27	43813JAB1	0.410	0.416	0.555	2/27/2014	8/22/2016	2,440,087.16	2,439,482.36	2,439,482.36	99.975214	BOOK
Asset Backed Security	Toyota Auto Rec Owners Trust	ABS-TAOT-99.993-AB6-05	89190AAB6	0.510	0.515	0.788	10/15/2014	2/15/2017	4,065,037.26	4,064,731.76	4,064,731.76	99.992485	BOOK
Asset Backed Security	Volkswagen Auto Loan Enhanced Trust	ABS-VALET-99.998-AB5-27	92867RAB5	0.420	0.421	0.843	4/30/2014	3/20/2017	5,656,574.17	5,656,342.77	5,656,342.77	99.995909	BOOK
Asset Backed Security	BMW Vehicle Owners Trust	ABS-BMWOT-99.996-AB5-41	09658UAB5	0.530	0.533	0.898	10/15/2014	4/25/2017	3,590,659.64	3,590,490.64	3,590,490.64	99.995293	BOOK
Asset Backed Security	Honda Auto Receivables Owners Trust	ABS-HAROT-99.994-AB7-05	43814KAB7	0.700	0.704	0.953	1/28/2015	6/15/2017	5,000,000.00	4,999,739.00	4,999,739.00	99.994780	BOOK

POOLED INVESTMENTS AT JULY 31, 2015 - PORTFOLIO POSITION DETAIL

Asset Backed Security	Toyota Auto Rec Owners Trust	ABS-TAOT-99.999-AB4-27	89236WAB4	0.710	0.711	0.995	3/4/2015	7/17/2017	5,000,000.00	4,999,952.50	4,999,952.50	99.999050	BOOK
Asset Backed Security	Chase Issuance Trust	ABS-CHAIT-100.00-FM1-27	161571FM1	0.317	0.317	1.038	9/13/2012	8/15/2017	10,000,000.00	10,000,000.00	10,000,000.00	100.000000	BOOK
Asset Backed Security	Honda Auto Receivables Owners Trust	ABS-HAROT-99.994-AB2-27	43813NAB2	0.690	0.695	1.053	5/20/2015	8/21/2017	14,000,000.00	13,999,161.40	13,999,161.40	99.994010	BOOK
Asset Backed Security	Toyota Auto Rec Owners Trust	ABS-TAOT-99.993-AB7-43	89237CAB7	0.770	0.775	1.160	6/17/2015	11/15/2017	6,500,000.00	6,499,561.90	6,499,561.90	99.993260	BOOK
Asset Backed Security	Harley-Davidson Motorcycle Trust	ABS-HDMOT-99.993-AB4-43	41284AAB4	0.490	0.493	1.369	4/16/2014	4/15/2018	2,011,011.05	2,010,672.55	2,010,672.55	99.983168	BOOK
Asset Backed Security	Nissan Auto Receivables 2015-B	ABS-NAROT-99.992-AB4-43	65475WAB4	0.830	0.835	1.510	7/22/2015	7/16/2018	13,500,000.00	13,498,988.85	13,498,988.85	99.992510	BOOK
Asset Backed Security	Chase Issuance Trust	ABS-CHAIT-99.981-GJ7-27	161571GJ7	1.150	1.157	1.734	1/27/2014	1/15/2019	5,000,000.00	4,999,095.50	5,011,750.00	100.235000	USERP
Asset Backed Security	Chase Issuance Trust	ABS-CHAIT-100.00-GW8-27	161571GW8	0.437	0.437	1.867	4/29/2015	4/15/2019	10,000,000.00	10,000,000.00	10,000,000.00	100.000000	BOOK
Asset Backed Security	Chase Issuance Trust	ABS-CHAIT-99.972-HA5-27	161571HA5	1.620	1.631	2.499	7/29/2015	7/15/2020	8,500,000.00	8,497,679.50	8,507,310.00	100.086000	USERP
Total		Count 15		0.706	0.710	1.302			98,704,107.23	98,696,540.68	98,718,825.68	100.014912	

REPURCHASE AGREEMENT	Issuer	Sec. Description	CUSIP	Coupon Rate	Yield to Maturity	Modified Duration	Purchase Date	Maturity Date	Current Par Value	Current Book Value	Market Value	Market Price	Price Source
Repurchase Agreement	Overnight Repo	REPURCHASE AGREEMENT		0.180	0.180	0.008	7/31/2015	8/3/2015	28,496,000.00	28,496,000.00	28,496,000.00	100.000000	BOOK
Total		Count 1		0.180	0.180	0.008			28,496,000.00	28,496,000.00	28,496,000.00	100.000000	

COMMERCIAL PAPER	Issuer	Sec. Description	CUSIP	Coupon Rate	Yield to Maturity	Modified Duration	Purchase Date	Maturity Date	Current Par Value	Current Book Value	Market Value	Market Price	Price Source
Commercial Paper	General Electric Capital Corp.	CP-GECC-99.851-XP3-23	36959JXP3	0.270	0.270	0.230	4/8/2015	10/23/2015	25,000,000.00	24,962,875.00	24,988,472.22	99.953889	SUNGD
Commercial Paper	Toyota Motor Credit Corp.	CP-TOYCC-99.835-Y65-24	89233HY65	0.280	0.280	0.268	4/8/2015	11/6/2015	25,000,000.00	24,958,777.78	24,983,833.33	99.935333	SUNGD
Total		Count 2		0.275	0.275	0.249			50,000,000.00	49,921,652.78	49,972,305.55	99.944611	

NEGOTIABLE CD	Issuer	Sec. Description	CUSIP	Coupon Rate	Yield to Maturity	Modified Duration	Purchase Date	Maturity Date	Current Par Value	Current Book Value	Market Value	Market Price	Price Source
Negotiable CD	Toronto Dominion Bank NY	CD-TDNY-100.00-FG6-07	89113FE66	0.230	0.230	0.077	2/25/2015	8/28/2015	25,000,000.00	25,000,000.00	25,002,525.64	100.010103	SUNGD
Negotiable CD	Bank of Nova Scotia U.S.	CD-BNSHOU-100.00-N44-07	06417HN44	0.200	0.200	0.115	4/8/2015	9/11/2015	25,000,000.00	25,000,000.00	25,002,914.48	100.011658	SUNGD
Negotiable CD	Skandi Enskilda Bank NY	CD-SEBNY-100.00-4C7-48	83051H4C7	0.150	0.150	0.142	7/23/2015	9/21/2015	20,000,000.00	20,000,000.00	20,001,444.14	100.007221	SUNGD
Negotiable CD	Svenska Handelsbanken NY	CD-SVSNY-100.002-RL8-43	86958DRL8	0.295	0.290	0.153	3/25/2015	9/25/2015	25,000,000.00	25,000,637.94	25,007,578.08	100.030312	SUNGD
Negotiable CD	Swedbank NY	CD-SWEDBK-100.00-V33-41	87019TV33	0.320	0.320	0.301	5/26/2015	11/18/2015	25,000,000.00	25,000,000.00	25,009,916.28	100.039665	SUNGD
Total		Count 5		0.243	0.242	0.158			120,000,000.00	120,000,637.94	120,024,378.62	100.020316	

CORPORATE MTN/BONDS	Issuer	Sec. Description	CUSIP	Coupon Rate	Yield to Maturity	Modified Duration	Purchase Date	Maturity Date	Current Par Value	Current Book Value	Market Value	Market Price	Price Source
Medium Term Note	General Electric Capital Corp.	FRN-GE-100.00-7E8-43	36962G7E8	0.516	0.516	0.452	1/14/2014	1/14/2016	5,000,000.00	5,000,000.00	5,002,950.00	100.059000	SUNGD
Medium Term Note	John Deere Capital Corp.	MTN-DE-99.894-RZ4-27	24422ERZ4	0.750	0.786	0.479	7/22/2015	1/22/2016	3,000,000.00	2,999,465.16	3,004,500.00	100.150000	SUNGD
Medium Term Note	JP Morgan Chase & Co.	MTN-JPM-99.879-JU4-27	46623EJU4	1.125	1.166	0.567	2/26/2013	2/26/2016	5,000,000.00	4,993,950.00	5,013,300.00	100.266000	SUNGD
Medium Term Note	Wells Fargo Bank NA	FRN-WFC-100.000-2K2-86	94988J2K2	0.434	0.434	0.835	6/10/2014	6/2/2016	10,000,000.00	10,000,000.00	10,003,400.00	100.034000	SUNGD
Medium Term Note	US Bank N.A.	FRN-USB-100.00-MD2-07	90331HMD2	0.527	0.527	1.493	1/30/2014	1/30/2017	15,000,000.00	15,000,000.00	14,989,200.00	99.928000	SUNGD
Medium Term Note	Apple Inc.	MTN-AAPL-99.931-BB5-27	037833BB5	0.900	0.935	1.767	5/13/2015	5/12/2017	5,000,000.00	4,996,550.00	4,996,300.00	99.926000	SUNGD
Medium Term Note	PepsiCo Inc.	FRN-PEP-100.000-CV8-27	713448CV8	0.539	0.539	1.952	7/17/2015	7/17/2017	10,000,000.00	10,000,000.00	10,003,500.00	100.035000	SUNGD
Medium Term Note	Oracle Corp.	MTN-ORCL-99.625-AN5-27	68389XAN5	1.200	1.312	2.176	5/8/2014	10/15/2017	10,000,000.00	9,962,500.00	9,989,000.00	99.890000	SUNGD
Medium Term Note	Johnson & Johnson	MTN-JNJ-99.921-BL7-05	478160BL7	1.125	1.152	2.278	11/21/2014	11/21/2017	5,000,000.00	4,996,050.00	5,009,600.00	100.192000	SUNGD
Medium Term Note	Berkshire Hathaway Fin	FRN-BRK-100.00-CD1-86	084664CD1	0.586	0.586	2.432	1/15/2015	1/12/2018	7,000,000.00	7,000,000.00	6,999,300.00	99.990000	SUNGD
Medium Term Note	International Business Machines Corp.	MTN-IBM-99.542-HK0-41	459200HK0	1.250	1.345	2.473	2/8/2013	2/8/2018	5,000,000.00	4,977,100.00	4,987,400.00	99.748000	SUNGD
Medium Term Note	Wal-Mart Stores Inc.	MTN-WMT-99.642-DF7-86	931142DF7	1.125	1.253	2.653	6/8/2015	4/11/2018	10,000,000.00	9,982,102.50	9,974,800.00	99.748000	SUNGD
Medium Term Note	Texas Instruments Inc.	MTN-TXN-99.070-AV6-27	882508AV6	1.000	1.193	2.713	5/8/2013	5/1/2018	5,000,000.00	4,953,500.00	4,947,050.00	98.941000	SUNGD
Medium Term Note	Apple Inc.	MTN-AAPL-98.252-AJ9-27	037833AJ9	1.000	1.461	2.718	6/4/2014	5/3/2018	10,000,000.00	9,825,200.00	9,898,700.00	98.987000	SUNGD
Medium Term Note	Merck & Co Inc.	MTN-MRK-99.769-AG0-27	58933YAG0	1.300	1.348	2.749	5/20/2013	5/18/2018	5,000,000.00	4,988,450.00	4,981,950.00	99.639000	SUNGD
Medium Term Note	Cisco Systems Inc.	MTN-CSCO-99.983-AU6-86	17275RAU6	1.650	1.656	2.812	6/17/2015	6/15/2018	5,000,000.00	4,999,150.00	5,020,500.00	100.410000	SUNGD
Medium Term Note	Cisco Systems Inc.	FRN-CSCO-100.00-AQ5-82	17275RAQ5	0.783	0.783	3.534	3/3/2014	3/1/2019	5,000,000.00	5,000,000.00	5,019,300.00	100.386000	SUNGD
Total		Count 17		0.878	0.956	2.006			120,000,000.00	119,674,017.66	119,840,750.00	99.867292	

Grand Total 2,012,117,849.13 2,010,745,985.89 2,013,411,741.75



## GLOSSARY OF INVESTMENT TERMS

**ASSET BACKED SECURITIES:** Securities, such as bonds or notes, collateralized by receivables such as credit card or auto loans.

**BOOK VALUE:** The original cost of the investment, plus accrued interest and amortization of any premium or discount.

**CERTIFICATE OF DEPOSIT (CD or NCD):** A deposit of funds at a bank for a specified period of time that earns interest at a specified rate. Commonly known as "CDs" or "negotiable CDs."

**COUPON:** The annual rate at which a bond pays interest.

**CUSIP:** The number identifying all stocks and registered bonds, using the Committee on Uniform Securities Identification Procedures (CUSIP).

**DURATION:** The weighted average time to maturity of a bond where the weights are the present values of future cash flows. Duration measures the price sensitivity of a bond to changes in interest rates.

**LOCAL AGENCY INVESTMENT FUND (LAIF):** An investment pool sponsored by the State of California and administered/managed by the State Treasurer's Office. Local government units, with consent of the local governing body of that agency, may voluntarily deposit surplus funds for the purpose of investment.

**MARKET VALUE:** The price at which a security is trading and could presumably be purchased or sold.

**MATURITY:** The date upon which the principal or stated value of an investment becomes due and payable.

**PAR VALUE:** The amount of principal which must be paid at maturity. Also referred to as the face amount of a bond, normally quoted in \$1,000 increments per bond.

**REPURCHASE AGREEMENT (RP OR REPO):** The purchase of securities, on a temporary basis, with the seller's simultaneous agreement to repurchase the securities at a later date at a specified price that includes interest for the buyer's holding period. In essence, this is a collateralized investment whereby the security "buyer" lends the "seller" money for the period of the agreement.

**U. S. GOVERNMENT AGENCY SECURITIES:** Debt securities issued by U. S. Government sponsored enterprises and federally related institutions. These government agencies include: Federal Home Loan Banks (FHLB); Federal Home Loan Mortgage Corporation (FHLMC, or "Freddie Mac"); Federal National Mortgage Association (FNMA, or "Fannie Mae"); Federal Farm Credit Banks (FFCB); and Tennessee Valley Authority (TVA).

**U.S. TREASURY SECURITIES:** Securities issued by the U. S. Treasury and backed by the full faith and credit of the United States. Treasuries are considered to have no credit risk, and are the benchmark for interest rates on all other securities in the U.S. and overseas. The Treasury issues both discounted securities and fixed coupon notes and bonds.

**WEIGHTED AVERAGE DAYS TO MATURITY:** The weighted average of the remaining term to maturity of all of the assets in an investment pool or securities portfolio, as expressed in days.

**YIELD:** The rate of annual income return on an investment, expressed as a percentage.

(a) **EARNED INCOME YIELD** is the annual income from an investment divided by the current market value.

(b) **YIELD TO MATURITY** is the rate of return earned on an investment considering all cash flows and timing factors: interest earnings, discounts, and premiums above par.

For additional glossary terms, previous Investment Reports, and City Investment Policy, please visit the Office of the City Treasurer's website at: <http://www.sandiego.gov/treasurer/investments/>