

POOLED INVESTMENTS AT JANUARY 31, 2015 - SUMMARY & STATISTICS



ASSET ALLOCATION

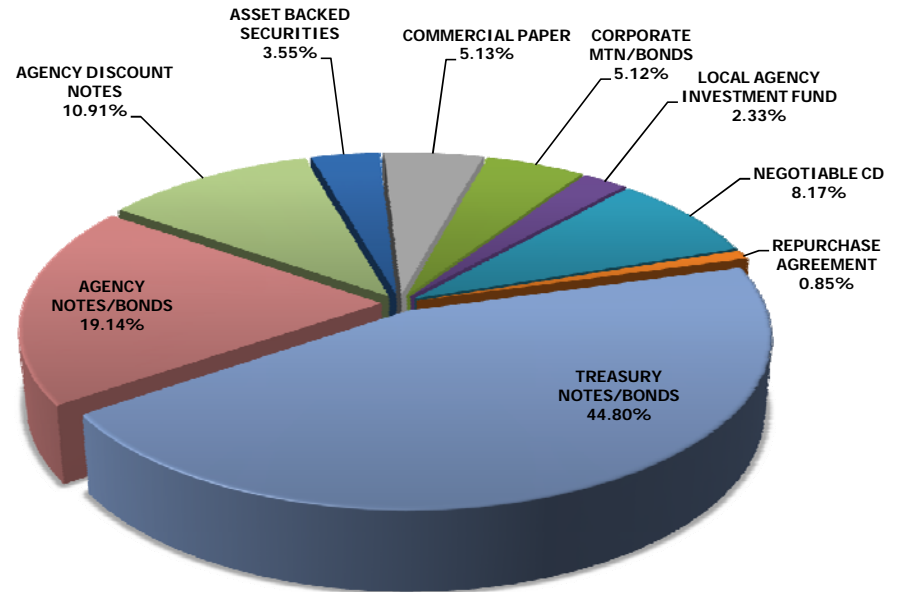
Assets (000's)	Current Par Value	Current Book Value	Market Value	Mkt/Book	Yield to Maturity
ASSET BACKED SECURITIES	75,980	75,977	76,019	100.06%	0.54%
COMMERCIAL PAPER	110,000	109,893	109,927	100.03%	0.19%
CORPORATE MTN/BONDS	110,000	109,690	110,120	100.39%	0.85%
LOCAL AGENCY INVESTMENT FUND	49,851	49,851	49,851	100.00%	0.24%
NEGOTIABLE CD	175,000	175,003	175,059	100.03%	0.23%
REPURCHASE AGREEMENT	18,200	18,200	18,200	100.00%	0.08%
TREASURY NOTES/BONDS	960,000	959,203	963,048	100.40%	0.61%
AGENCY NOTES/BONDS	410,000	409,777	410,357	100.14%	0.54%
AGENCY DISCOUNT NOTES	233,700	233,543	233,628	100.04%	0.11%
Totals (000's):	2,142,731	2,141,136	2,146,208	100.24%	0.48%

Portfolio Breakdown & Statistics

	Liquidity	Core
Portfolio Size	\$841,400,168	\$1,299,735,819
% of total pool	39.30%	60.70%
Portfolio Duration*	0.37	1.60
Index Duration*	0.35	1.87
% of index	105.30%	85.56%
Weighted Average Days to Maturity	135	675
Earned Income Yield	0.198%	0.657%

* Macaulay's Duration for fund 9997 and Effective Duration for fund 9998.

Note: These figures do not include the effects of trades settling over month-end. After the trades settle, Core duration increases to 1.615.



Pooled Portfolio Composition by Book Value

POOLED INVESTMENTS AT JANUARY 31, 2015 - MATURITY DISTRIBUTION

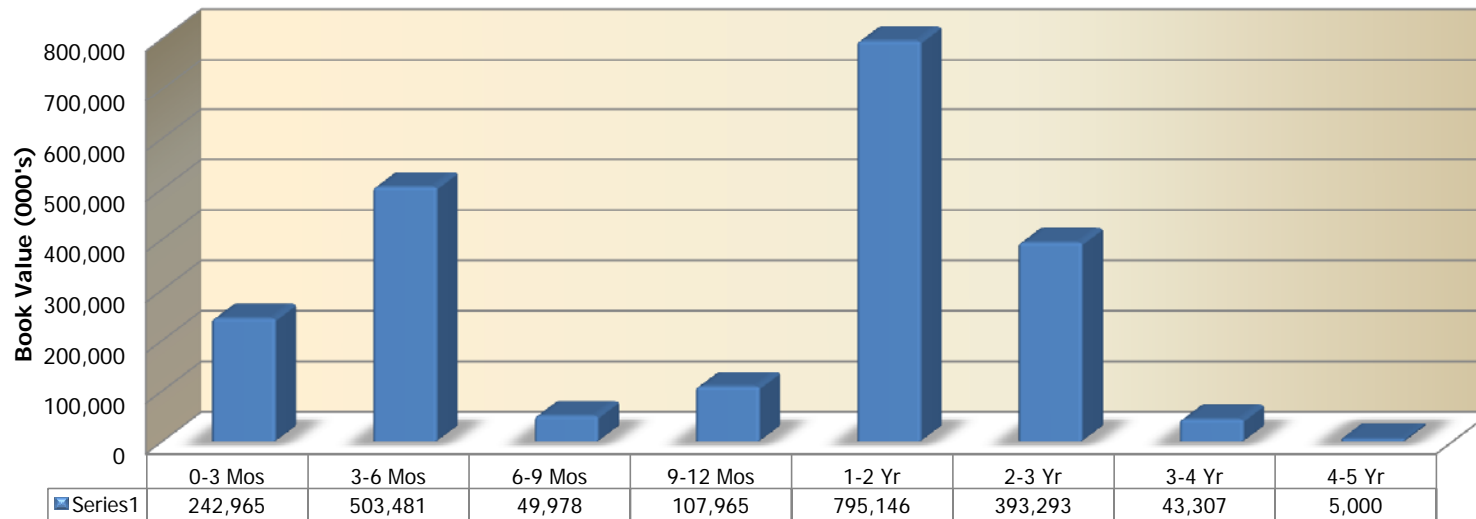
City of San Diego
Office of the City Treasurer



MATURITY DISTRIBUTION

Current Book Value (000's)	0-3 Mos	3-6 Mos	6-9 Mos	9-12 Mos	1-2 Yr	2-3 Yr	3-4 Yr	4-5 Yr	Totals (000's)
ASSET BACKED SECURITIES		10,000			20,777	36,636	8,564		75,977
COMMERCIAL PAPER	49,947	59,946							109,893
CORPORATE MTN/BONDS		14,997		7,997	34,994	21,959	24,744	5,000	109,690
LOCAL AGENCY INVESTMENT FUND	49,851								49,851
NEGOTIABLE CD	75,002	100,001							175,003
REPURCHASE AGREEMENT	18,200								18,200
TREASURY NOTES/BONDS	24,969	34,999		74,972	549,557	274,706			959,203
AGENCY NOTES/BONDS	24,997	74,980	24,994	24,996	189,819	59,992	9,999		409,777
AGENCY DISCOUNT NOTES		208,559	24,984						233,543
Totals (000's):	242,965	503,481	49,978	107,965	795,146	393,293	43,307	5,000	2,141,136
% of Portfolio	11.35%	23.51%	2.33%	5.04%	37.14%	18.37%	2.02%	0.23%	100.00%

Maturity Distribution
January 31, 2015

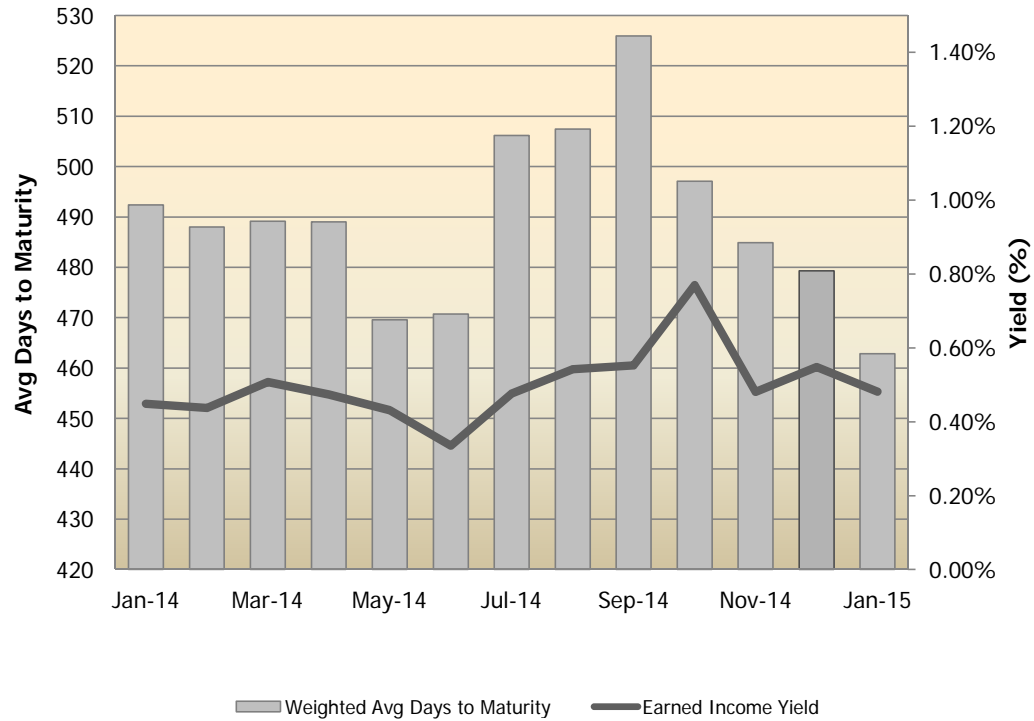




PORTFOLIO - EARNED INCOME YIELD

Month	Earned Income Yield	Weighted Avg Days to Maturity
Jan-14	0.45%	492.38
Feb-14	0.44%	487.98
Mar-14	0.51%	489.14
Apr-14	0.47%	489.05
May-14	0.43%	469.57
Jun-14	0.34%	470.71
Jul-14	0.48%	506.15
Aug-14	0.54%	507.45
Sep-14	0.55%	525.96
Oct-14	0.77%	497.09
Nov-14	0.48%	484.88
Dec-14	0.55%	479.30
Jan-15	0.48%	462.87

Yield and Weighted Average Days to Maturity Trends



INVESTMENTS AT JANUARY 31, 2015 - SUMMARY BY FUND TYPE

City of San Diego
Office of the City Treasurer



INVESTMENT STATUS SUMMARY BY FUND TYPE

Category	Cost of Invest Held	% of Total	Market Value
POOLED INVESTMENTS:	2,141,135,986.62	98.89%	2,146,208,152.14
BOND/NOTE FUNDS INVESTED BY TREASURER	24,112,851.65	1.11%	24,127,004.01
CIVICSD/CCDC Parking Rev 2003B	4,223,587.22	0.20%	4,225,256.07
CIVICSD/CCDC Parking Rev Bonds	581,764.61	0.03%	581,909.63
CIVICSD/CCDC 2006A	19,307,499.82	0.89%	19,319,838.31
TOTAL INVESTED FUNDS:	2,165,248,838.27	100.00%	2,170,335,156.15

POOLED INVESTMENTS AT JANUARY 31, 2015 - PORTFOLIO POSITION DETAIL

TREASURY NOTES/BONDS	Issuer	Sec. Description	CUSIP	Coupon Rate	Yield to Maturity	Modified Duration	Purchase Date	Maturity Date	Current Par Value	Current Book Value	Market Value	Market Price	Price Source
US Treasury Note	US Treasury	TN-99.757-UY4-86	912828UY4	0.125	0.250	0.244	4/30/2014	4/30/2015	25,000,000.00	24,968,697.44	24,996,000.00	99.984000	SUNGD
US Treasury Note	US Treasury	TN-100.027-VH0-07	912828VH0	0.375	0.361	0.411	6/30/2014	6/30/2015	25,000,000.00	25,003,422.66	25,030,250.00	100.121000	SUNGD
US Treasury Note	US Treasury	TN-99.812-VN7-27	912828VN7	0.250	0.343	0.496	1/31/2015	7/31/2015	10,000,000.00	9,995,344.65	10,008,600.00	100.086000	SUNGD
US Treasury Note	US Treasury	TN-99.714-UC2-43	912828UC2	0.250	0.347	0.872	12/15/2014	12/15/2015	25,000,000.00	24,975,839.83	25,013,750.00	100.055000	SUNGD
US Treasury Note	US Treasury	TN-100.011-UG3-26	912828UG3	0.375	0.371	0.955	1/15/2013	1/15/2016	5,000,000.00	5,000,585.94	5,009,750.00	100.195000	SUNGD
US Treasury Note	US Treasury	TN-99.945-UG3-86	912828UG3	0.375	0.394	0.955	1/25/2013	1/15/2016	20,000,000.00	19,989,062.50	20,039,000.00	100.195000	SUNGD
US Treasury Note	US Treasury	TN-100.027-B41-46	912828B41	0.375	0.361	0.999	1/31/2014	1/31/2016	25,000,000.00	25,006,835.94	25,045,000.00	100.180000	SUNGD
US Treasury Note	US Treasury	TN-100.078-UM0-82	912828UM0	0.375	0.348	1.036	3/1/2013	2/15/2016	25,000,000.00	25,019,531.25	25,043,000.00	100.172000	SUNGD
US Treasury Note	US Treasury	TN-99.859-B82-49	912828B82	0.250	0.321	1.081	2/28/2014	2/29/2016	25,000,000.00	24,964,843.75	25,005,750.00	100.023000	SUNGD
US Treasury Note	US Treasury	TN-99.875-US7-27	912828US7	0.375	0.418	1.119	4/1/2013	3/15/2016	25,000,000.00	24,968,750.00	25,035,250.00	100.141000	SUNGD
US Treasury Note	US Treasury	TN-99.843-C40-38	912828C40	0.375	0.454	1.164	3/31/2014	3/31/2016	25,000,000.00	24,960,937.50	25,033,250.00	100.133000	SUNGD
US Treasury Note	US Treasury	TN-99.750-UW8-27	912828UW8	0.250	0.335	1.204	5/1/2013	4/15/2016	25,000,000.00	24,937,500.00	25,002,000.00	100.008000	SUNGD
US Treasury Note	US Treasury	TN-99.875-C81-25	912828C81	0.375	0.438	1.247	4/30/2014	4/30/2016	25,000,000.00	24,968,750.00	25,033,250.00	100.133000	SUNGD
US Treasury Note	US Treasury	TN-99.257-VC1-43	912828VC1	0.250	0.504	1.287	6/3/2013	5/15/2016	25,000,000.00	24,814,453.13	24,988,250.00	99.953000	SUNGD
US Treasury Note	US Treasury	TN-100.00-WM8-49	912828WM8	0.375	0.375	1.331	6/2/2014	5/31/2016	25,000,000.00	25,000,000.00	25,027,250.00	100.109000	SUNGD
US Treasury Note	US Treasury	TN-99.523-VG2-22	912828VG2	0.500	0.663	1.368	6/28/2013	6/15/2016	25,000,000.00	24,880,859.38	25,070,250.00	100.281000	SUNGD
US Treasury Note	US Treasury	TN-100.093-WQ9-49	912828WQ9	0.500	0.453	1.413	6/30/2014	6/30/2016	25,000,000.00	25,023,437.50	25,072,250.00	100.289000	SUNGD
US Treasury Note	US Treasury	TN-99.980-VL1-07	912828VL1	0.625	0.632	1.451	8/1/2013	7/15/2016	25,000,000.00	24,995,117.19	25,109,500.00	100.438000	SUNGD
US Treasury Note	US Treasury	TN-99.882-WX4-49	912828WX4	0.500	0.559	1.496	8/1/2014	7/31/2016	25,000,000.00	24,970,703.13	25,066,500.00	100.266000	SUNGD
US Treasury Note	US Treasury	TN-99.574-VR8-07	912828VR8	0.625	0.770	1.530	8/27/2013	8/15/2016	25,000,000.00	24,893,554.69	25,105,500.00	100.422000	SUNGD
US Treasury Note	US Treasury	TN-100.007-D64-82	912828D64	0.500	0.496	1.576	9/2/2014	8/31/2016	25,000,000.00	25,002,643.74	25,056,750.00	100.227000	SUNGD
US Treasury Note	US Treasury	TN-100.714-VW7-07	912828VW7	0.875	0.630	1.609	10/1/2013	9/15/2016	25,000,000.00	25,178,710.94	25,199,250.00	100.797000	SUNGD
US Treasury Note	US Treasury	TN-99.820-F47-43	912828F47	0.500	0.591	1.659	9/30/2014	9/30/2016	25,000,000.00	24,955,078.13	25,050,750.00	100.203000	SUNGD
US Treasury Note	US Treasury	TN-100.136-WA4-26	912828WA4	0.625	0.578	1.696	11/1/2013	10/15/2016	25,000,000.00	25,034,179.69	25,091,750.00	100.367000	SUNGD
US Treasury Note	US Treasury	TN-99.746-F88-05	912828F88	0.375	0.503	1.744	10/31/2014	10/31/2016	25,000,000.00	24,936,523.44	24,986,250.00	99.945000	SUNGD
US Treasury Note	US Treasury	TN-100.226-WF3-27	912828WF3	0.625	0.548	1.780	12/2/2013	11/15/2016	25,000,000.00	25,056,640.63	25,091,750.00	100.367000	SUNGD
US Treasury Note	US Treasury	TN-99.992-G46-38	912828G46	0.500	0.504	1.826	12/1/2014	11/30/2016	25,000,000.00	24,998,390.29	25,037,000.00	100.148000	SUNGD
US Treasury Note	US Treasury	TN-99.886-H29-07	912828H29	0.625	0.682	1.907	12/31/2014	12/31/2016	25,000,000.00	24,971,679.69	25,083,000.00	100.332000	SUNGD
US Treasury Note	US Treasury	TN-100.097-A91-26	912828A91	0.750	0.717	1.944	1/31/2014	1/15/2017	25,000,000.00	25,024,414.06	25,134,750.00	100.539000	SUNGD
US Treasury Note	US Treasury	TN-99.875-B74-48	912828B74	0.625	0.668	2.023	2/28/2014	2/15/2017	25,000,000.00	24,968,750.00	25,060,500.00	100.242000	SUNGD
US Treasury Note	US Treasury	TN-99.593-C32-43	912828C32	0.750	0.888	2.104	3/20/2014	3/15/2017	25,000,000.00	24,898,437.50	25,123,000.00	100.492000	SUNGD
US Treasury Note	US Treasury	TN-99.882-C73-07	912828C73	0.875	0.915	2.184	4/24/2014	4/15/2017	25,000,000.00	24,970,703.13	25,187,500.00	100.750000	SUNGD
US Treasury Note	US Treasury	TN-100.289-WH9-82	912828WH9	0.875	0.777	2.267	5/23/2014	5/15/2017	25,000,000.00	25,072,265.63	25,183,500.00	100.734000	SUNGD
US Treasury Note	US Treasury	TN-99.925-WP1-26	912828WP1	0.875	0.900	2.351	6/16/2014	6/15/2017	25,000,000.00	24,981,445.31	25,172,000.00	100.688000	SUNGD
US Treasury Note	US Treasury	TN-99.570-WT3-86	912828WT3	0.875	1.023	2.434	8/1/2014	7/15/2017	25,000,000.00	24,892,578.13	25,168,000.00	100.672000	SUNGD
US Treasury Note	US Treasury	TN-99.824-D98-86	912828D98	1.000	1.060	2.585	9/30/2014	9/15/2017	25,000,000.00	24,966,413.81	25,205,000.00	100.820000	SUNGD
US Treasury Note	US Treasury	TN-99.859-F54-48	912828F54	0.875	0.923	2.673	10/31/2014	10/15/2017	25,000,000.00	24,974,459.13	25,121,000.00	100.484000	SUNGD
US Treasury Note	US Treasury	TN-99.937-G20-86	912828G20	0.875	0.896	2.756	12/1/2014	11/15/2017	25,000,000.00	24,994,043.51	25,105,500.00	100.422000	SUNGD
US Treasury Note	US Treasury	TN-99.585-G79-41	912828G79	1.000	1.142	2.835	12/24/2014	12/15/2017	25,000,000.00	24,902,665.70	25,177,750.00	100.711000	SUNGD
US Treasury Note	US Treasury	TN-100.30-H37-07	912828H37	0.875	0.772	2.923	1/30/2015	1/15/2018	25,000,000.00	25,084,259.54	25,078,250.00	100.313000	SUNGD
		Total	Count 40		0.569	0.607		1.648		960,000,000.00	959,202,508.48	963,047,600.00	100.317458

AGENCY NOTES/BONDS	Issuer	Sec. Description	CUSIP	Coupon Rate	Yield to Maturity	Modified Duration	Purchase Date	Maturity Date	Current Par Value	Current Book Value	Market Value	Market Price	Price Source
Agency Note	Federal Home Loan Bank	FHLB-99.988-DM7-38	3130A1DM7	0.150	0.162	0.110	3/13/2014	3/12/2015	25,000,000.00	24,997,000.00	25,000,500.00	100.002000	SUNGD
Agency Note	Federal Home Loan Bank	FHLB-99.995-3V6-43	3130A23V6	0.125	0.130	0.301	5/21/2014	5/21/2015	25,000,000.00	24,998,750.00	25,000,500.00	100.002000	SUNGD
Agency Note	Federal Home Loan Bank	FHLB-99.988-BH8-07	3130A2BH8	0.125	0.137	0.342	6/5/2014	6/5/2015	25,000,000.00	24,997,000.00	24,996,250.00	99.985000	SUNGD
Agency Note	Federal Farm Credit Bank	FFCB-99.692-RQ3-07	3133EARQ3	0.500	0.600	0.392	6/23/2014	6/23/2015	15,000,000.00	14,985,023.98	15,021,000.00	100.140000	SUNGD
Agency Note	Federal Farm Credit Bank	FFCB-99.945-HV9-49	3133ECHV9	0.350	0.373	0.493	1/30/2015	7/30/2015	10,000,000.00	9,998,851.79	10,010,000.00	100.100000	SUNGD
Agency Note	Federal Home Loan Bank	FHLB-99.975-ZZ2-49	3130A2ZZ2	0.210	0.233	0.688	9/12/2014	10/9/2015	25,000,000.00	24,993,879.25	24,997,000.00	99.988000	SUNGD

POOLED INVESTMENTS AT JANUARY 31, 2015 - PORTFOLIO POSITION DETAIL

Agency Note	Federal Home Loan Bank	FHLB-99.976-4D5-82	3130A24D5	0.230	0.245	0.880	12/18/2014	12/18/2015	25,000,000.00	24,996,268.92	24,998,750.00	99.995000	SUNGD
Agency Note	Federal Home Loan Bank	FHLB-QC0415-100.00-XY5-38	3130A3XY5	0.310	0.310	1.048	1/30/2015	2/19/2016	20,000,000.00	20,000,000.00	20,004,400.00	100.022000	SUNGD
Agency Note	Federal Home Loan Mortgage Corporation	FHLMC-99.994-DQ9-46	3137EADQ9	0.500	0.502	1.280	3/7/2013	5/13/2016	20,000,000.00	19,998,800.00	20,047,200.00	100.236000	SUNGD
Agency Note	Intl Bank of Reconstruction & Development	IBRD-99.951-DM2-05	459058DM2	0.500	0.525	1.288	2/20/2014	5/16/2016	20,000,000.00	19,990,200.00	20,014,400.00	100.072000	SUNGD
Agency Note	Federal Home Loan Bank	FHLB-99.991-P32-86	3130A3P32	0.430	0.435	1.415	12/5/2014	7/1/2016	25,000,000.00	24,997,900.00	25,039,500.00	100.158000	SUNGD
Agency Note	Federal National Mortgage Association	FNMA-99.679-YE7-07	3135G0YE7	0.625	0.730	1.560	7/19/2013	8/26/2016	25,000,000.00	24,919,750.00	25,081,000.00	100.324000	SUNGD
Agency Note	Federal Home Loan Bank	FHLB-99.813-T97-38	3130A2T97	0.500	0.589	1.651	8/13/2014	9/28/2016	25,000,000.00	24,953,250.00	25,027,000.00	100.108000	SUNGD
Agency Note	Federal Home Loan Mortgage Corporation	FHLMC-QC0413-100.00-P38-43	3134G3P38	0.750	0.750	1.667	10/24/2012	10/5/2016	10,000,000.00	10,000,000.00	9,999,400.00	99.994000	SUNGD
Agency Note	Federal Home Loan Bank	FHLB-99.960-J70-82	3130A3J70	0.625	0.645	1.802	11/17/2014	11/23/2016	15,000,000.00	14,994,000.00	15,030,750.00	100.205000	SUNGD
Agency Note	Federal Home Loan Mortgage Corporation	FHLMC-99.825-DU0-07	3137EADU0	0.500	0.587	1.981	1/16/2015	1/27/2017	20,000,000.00	19,965,000.00	19,976,000.00	99.880000	SUNGD
Agency Note	Federal Home Loan Mortgage Corporation	FHLMC-OT0415-100.00-YG4-27	3134G5YG4	0.875	0.875	1.976	1/27/2015	1/27/2017	10,000,000.00	10,000,000.00	10,017,000.00	100.170000	SUNGD
Agency Note	Federal Home Loan Mortgage Corporation	FHLMC-QC1214-100.00-HV0-48	3134G5HV0	1.250	1.250	2.615	9/29/2014	9/29/2017	10,000,000.00	10,000,000.00	10,013,600.00	100.136000	SUNGD
Agency Note	Federal National Mortgage Association	FNMA-MC0413-100.00-QL0-27	3135G0QL0	1.000	1.000	2.693	10/24/2012	10/24/2017	10,000,000.00	10,000,000.00	9,991,900.00	99.919000	SUNGD
Agency Note	Federal Home Loan Mortgage Corporation	FHLMC-QC0215-100.00-QN8-48	3134G5QN8	1.300	1.300	2.774	11/28/2014	11/27/2017	10,000,000.00	10,000,000.00	10,006,400.00	100.064000	SUNGD
Agency Note	Federal National Mortgage Association	FNMA-ST1213-100.00-7A3-48	3136G07A3	0.800	0.800	2.841	12/13/2012	12/13/2017	10,000,000.00	10,000,000.00	10,006,500.00	100.065000	SUNGD
Agency Note	Federal Farm Credit Bank	FFCB-99.919-FE5-86	3133EEFE5	1.125	1.152	2.839	12/18/2014	12/18/2017	10,000,000.00	9,991,970.00	10,075,000.00	100.750000	SUNGD
Agency Note	Federal National Mortgage Association	FNMA-QC0613-100.00-TD5-82	3135G0TD5	1.000	1.000	2.871	12/31/2012	12/28/2017	10,000,000.00	10,000,000.00	9,996,900.00	99.969000	SUNGD
Agency Note	Federal Home Loan Bank	FHLB-MC0613-99.990-6L0-82	3133836L0	1.200	1.202	3.252	5/28/2013	5/24/2018	10,000,000.00	9,999,000.00	10,005,700.00	100.057000	SUNGD
Total				Count 24	0.511	0.538	1.363			410,000,000.00	409,776,643.94	410,356,650.00	100.086988

AGENCY DISCOUNT NOTES	Issuer	Sec. Description	CUSIP	Coupon Rate	Yield to Maturity	Modified Duration	Purchase Date	Maturity Date	Current Par Value	Current Book Value	Market Value	Market Price	Price Source
Agency Discount Note	Federal Home Loan Bank	FHLB-DN-99.890-FG9-43	313384FG9	0.115	0.115	0.263	5/28/2014	5/7/2015	26,500,000.00	26,470,879.15	26,496,025.00	99.985000	SUNGD
Agency Discount Note	Federal Farm Credit Bank	FFCB-DN-99.935-HA1-07	313312HA1	0.110	0.110	0.378	11/19/2014	6/18/2015	25,000,000.00	24,983,881.94	24,993,500.00	99.974000	SUNGD
Agency Discount Note	Federal Home Loan Mortgage Corporation	FHLMC-DN-99.942-HN6-05	313396HN6	0.080	0.080	0.411	10/16/2014	6/30/2015	25,000,000.00	24,985,722.22	24,992,750.00	99.971000	SUNGD
Agency Discount Note	Federal Farm Credit Bank	FFCB-DN-99.927-HN3-48	313312HN3	0.130	0.130	0.411	12/10/2014	6/30/2015	50,000,000.00	49,963,527.78	49,985,500.00	99.971000	SUNGD
Agency Discount Note	Federal Home Loan Mortgage Corporation	FHLMC-DN-99.947-HP1-48	313396HP1	0.090	0.090	0.413	12/2/2014	7/1/2015	30,000,000.00	29,984,175.00	29,990,100.00	99.967000	SUNGD
Agency Discount Note	Federal National Mortgage Association	FNMA-DN-99.915-HP3-80	313588HP3	0.145	0.145	0.413	12/2/2014	7/1/2015	2,200,000.00	2,198,130.31	2,199,274.00	99.967000	SUNGD
Agency Discount Note	Federal National Mortgage Association	FNMA-DN-99.964-HP3-80	313588HP3	0.080	0.080	0.413	1/23/2015	7/1/2015	25,000,000.00	24,991,166.67	24,991,750.00	99.967000	SUNGD
Agency Discount Note	Federal National Mortgage Association	FNMA-DN-99.925-HR9-05	313588HR9	0.130	0.130	0.419	12/10/2014	7/3/2015	25,000,000.00	24,981,493.06	24,991,500.00	99.966000	SUNGD
Agency Discount Note	Federal National Mortgage Association	FNMA-DN-99.937-KK0-49	313588KK0	0.110	0.110	0.534	1/23/2015	8/14/2015	25,000,000.00	24,984,493.06	24,988,000.00	99.952000	SUNGD
Total				Count 9	0.108	0.108	0.405			233,700,000.00	233,543,469.19	233,628,399.00	99.969362

LOCAL AGENCY INVESTMENT FUND	Issuer	Sec. Description	CUSIP	Coupon Rate	Yield to Maturity	Modified Duration	Purchase Date	Maturity Date	Current Par Value	Current Book Value	Market Value	Market Price	Price Source
Local Agency Investment Fund	California State Pool	LOCAL AGENCY INVESTMENT FUND		0.240	0.240	0.003	3/31/2003	2/1/2015	49,850,510.98	49,850,510.98	49,850,510.98	100.000000	BOOK
Total				Count 1	0.240	0.240	0.003		49,850,510.98	49,850,510.98	49,850,510.98	100.000000	

ASSET BACKED SECURITIES	Issuer	Sec. Description	CUSIP	Coupon Rate	Yield to Maturity	Modified Duration	Purchase Date	Maturity Date	Current Par Value	Current Book Value	Market Value	Market Price	Price Source
Asset Backed Security	Chase Issuance Trust	ABS-CHAIT-100.00-FJ8-27	161571FJ8	0.790	0.790	0.205	6/18/2012	6/15/2015	10,000,000.00	10,000,000.00	10,013,300.00	100.133000	USERP
Asset Backed Security	BMW Vehicle Owners Trust	ABS-BMWOT-99.996-AB4-26	05578XAB4	0.410	0.413	0.566	11/6/2013	2/25/2016	672,591.44	672,411.94	672,411.94	99.973312	BOOK
Asset Backed Security	Honda Auto Receivables Owners Trust	ABS-HAROT-99.994-AB8-43	43814FAB8	0.450	0.455	0.630	10/30/2013	4/18/2016	2,662,102.61	2,661,712.61	2,661,712.61	99.985350	BOOK
Asset Backed Security	Toyota Auto Rec Owners Trust	ABS-TAOT-99.999-AB1-43	89231MAB1	0.410	0.411	0.788	3/19/2014	8/15/2016	11,080,479.00	11,080,383.00	11,080,383.00	99.999134	BOOK
Asset Backed Security	Honda Auto Receivables Owners Trust	ABS-HAROT-99.992-AB1-27	43813JAB1	0.410	0.416	0.804	2/27/2014	8/22/2016	6,362,777.89	6,362,173.09	6,362,173.09	99.990495	BOOK
Asset Backed Security	Toyota Auto Rec Owners Trust	ABS-TAOT-99.993-AB6-05	89190AAB6	0.510	0.515	1.037	10/15/2014	2/15/2017	5,000,000.00	4,999,694.50	4,999,694.50	99.993890	BOOK
Asset Backed Security	Volkswagen Auto Loan Enhanced Trust	ABS-VALET-99.998-AB5-27	92867RAB5	0.420	0.421	1.092	4/30/2014	3/20/2017	11,637,259.55	11,637,028.15	11,637,028.15	99.998012	BOOK
Asset Backed Security	BMW Vehicle Owners Trust	ABS-BMWOT-99.996-AB5-41	09658UAB5	0.530	0.533	1.147	10/15/2014	4/25/2017	5,000,000.00	4,999,831.00	4,999,831.00	99.996620	BOOK
Asset Backed Security	Honda Auto Receivables Owners Trust	ABS-HAROT-99.994-AB7-05	43814KAB7	0.700	0.704	1.237	1/28/2015	6/15/2017	5,000,000.00	4,999,739.00	4,999,739.00	99.994780	BOOK
Asset Backed Security	Chase Issuance Trust	ABS-CHAIT-100.00-FM1-27	161571FM1	0.297	0.297	1.287	9/13/2012	8/15/2017	10,000,000.00	10,000,000.00	10,000,000.00	100.000000	BOOK
Asset Backed Security	Harley-Davidson Motorcycle Trust	ABS-HDMOT-99.993-AB4-43	41284AAB4	0.490	0.493	1.617	4/16/2014	4/15/2018	3,564,944.83	3,564,606.33	3,564,606.33	99.990505	BOOK
Asset Backed Security	Chase Issuance Trust	ABS-CHAIT-99.981-GJ7-27	161571GJ7	1.150	1.157	1.981	1/27/2014	1/15/2019	5,000,000.00	4,999,095.50	5,027,650.00	100.553000	USERP
Total				Count 12	0.534	0.536	1.004			75,980,155.32	75,976,675.12	76,018,529.62	100.050506

POOLED INVESTMENTS AT JANUARY 31, 2015 - PORTFOLIO POSITION DETAIL

REPURCHASE AGREEMENT	Issuer	Sec. Description	CUSIP	Coupon Rate	Yield to Maturity	Modified Duration	Purchase Date	Maturity Date	Current Par Value	Current Book Value	Market Value	Market Price	Price Source
Repurchase Agreement	Overnight Repo	REPURCHASE AGREEMENT		0.080	0.080	0.005	1/30/2015	2/2/2015	18,200,000.00	18,200,000.00	18,200,000.00	100.000000	BOOK
		Total	Count 1	0.080	0.080	0.005			18,200,000.00	18,200,000.00	18,200,000.00	100.000000	
COMMERCIAL PAPER	Issuer	Sec. Description	CUSIP	Coupon Rate	Yield to Maturity	Modified Duration	Purchase Date	Maturity Date	Current Par Value	Current Book Value	Market Value	Market Price	Price Source
Commercial Paper	General Electric Capital Corp.	CP-GECC-99.893-RA3-23	36959JRA3	0.200	0.200	0.189	10/11/2014	4/10/2015	25,000,000.00	24,973,472.22	24,991,972.22	99.967889	SUNGD
Commercial Paper	Toyota Motor Credit Corp.	CP-TOYCC-99.894-RQ9-24	89233HRQ9	0.200	0.200	0.227	10/16/2014	4/24/2015	25,000,000.00	24,973,611.11	24,990,319.44	99.961278	SUNGD
Commercial Paper	Coca-Cola Co.	CP-KOPP-99.902-S83-05	19121BS83	0.190	0.190	0.266	11/5/2014	5/8/2015	10,000,000.00	9,990,288.89	9,994,666.67	99.946667	SUNGD
Commercial Paper	Coca-Cola Co.	CP-KOPP-99.871-TV1-05	19121BTV1	0.230	0.230	0.408	12/10/2014	6/29/2015	25,000,000.00	24,967,895.83	24,975,333.33	99.901333	SUNGD
Commercial Paper	Nestle Capital Corp.	CP-NESCPP-99.951-U18-27	64105HU18	0.110	0.110	0.413	1/23/2015	7/1/2015	25,000,000.00	24,987,854.17	24,975,000.00	99.900000	SUNGD
		Total	Count 5	0.185	0.186	0.305			110,000,000.00	109,893,122.22	109,927,291.66	99.933902	
NEGOTIABLE CD	Issuer	Sec. Description	CUSIP	Coupon Rate	Yield to Maturity	Modified Duration	Purchase Date	Maturity Date	Current Par Value	Current Book Value	Market Value	Market Price	Price Source
Negotiable CD	Swedbank NY	CD-SWEDBK-100.00-TU6-07	87019TUT6	0.210	0.200	0.036	8/27/2014	2/13/2015	25,000,000.00	25,001,179.44	25,001,353.64	100.005415	SUNGD
Negotiable CD	Toronto Dominion Bank NY	CD-TDNY-100.00-X66-07	89112TX66	0.220	0.220	0.074	2/28/2014	2/27/2015	25,000,000.00	25,000,000.00	25,002,997.55	100.011990	SUNGD
Negotiable CD	Svenska Handelsbanken NY	CD-SVSNY-100.002-GW6-43	86958DGV6	0.220	0.215	0.148	9/22/2014	3/26/2015	25,000,000.00	25,000,641.75	25,005,997.66	100.023991	SUNGD
Negotiable CD	Royal Bank of Canada NY	CD-RY-100.00-SP2-41	78009NSP2	0.220	0.220	0.413	11/26/2014	7/1/2015	25,000,000.00	25,000,000.00	25,009,426.86	100.037707	SUNGD
Negotiable CD	Wells Fargo Bank NA	CD-WFFB-100.00-DD7-86	94988EDD7	0.250	0.250	0.413	12/24/2014	7/1/2015	25,000,000.00	25,000,000.00	25,012,572.88	100.050292	SUNGD
Negotiable CD	Skandi Enskilda Bank NY	CD-SEBNY-100.004-T48-07	83051HT48	0.240	0.230	0.413	1/14/2015	7/1/2015	25,000,000.00	25,001,165.50	25,011,526.89	100.046108	SUNGD
Negotiable CD	Rabobank NY	CD-RABONY-100.00-ZF4-86	21684BZF4	0.260	0.260	0.454	1/15/2015	7/16/2015	25,000,000.00	25,000,000.00	25,014,975.40	100.059902	SUNGD
		Total	Count 7	0.231	0.228	0.279			175,000,000.00	175,002,986.69	175,058,850.88	100.033629	
CORPORATE MTN/BONDS	Issuer	Sec. Description	CUSIP	Coupon Rate	Yield to Maturity	Modified Duration	Purchase Date	Maturity Date	Current Par Value	Current Book Value	Market Value	Market Price	Price Source
Medium Term Note	Wells Fargo Bank NA	MTN-WFC-99.965-5F7-86	94985H5F7	0.750	0.768	0.465	7/29/2013	7/20/2015	10,000,000.00	9,996,500.00	10,023,600.00	100.236000	SUNGD
Medium Term Note	PepsiCo Inc.	FRN-PEP-100.00-CH9-05	713448CH9	0.455	0.455	0.500	7/30/2013	7/30/2015	5,000,000.00	5,000,000.00	5,003,100.00	100.062000	SUNGD
Medium Term Note	General Electric Capital Corp.	FRN-GE-100.00-7E8-43	36962G7E8	0.483	0.483	0.951	1/14/2014	1/14/2016	5,000,000.00	5,000,000.00	5,008,800.00	100.176000	SUNGD
Medium Term Note	John Deere Capital Corp.	MTN-DE-99.894-RZ4-27	24422ERZ4	0.750	0.786	0.973	1/23/2013	1/22/2016	3,000,000.00	2,996,820.00	3,009,960.00	100.332000	SUNGD
Medium Term Note	JP Morgan Chase & Co.	MTN-JPM-99.879-JU4-27	46623EJU4	1.125	1.166	1.061	2/26/2013	2/26/2016	5,000,000.00	4,993,950.00	5,011,050.00	100.221000	SUNGD
Medium Term Note	Wells Fargo Bank NA	FRN-WFC-100.000-2K2-86	94988J2K2	0.384	0.384	1.333	6/10/2014	6/2/2016	10,000,000.00	10,000,000.00	9,995,800.00	99.958000	SUNGD
Medium Term Note	Johnson & Johnson	FRN-JNJ-100.00-BE3-27	478160BE3	0.306	0.306	1.828	12/5/2013	11/28/2016	5,000,000.00	5,000,000.00	5,003,550.00	100.071000	SUNGD
Medium Term Note	US Bank N.A.	FRN-USB-100.00-MD2-07	90331HMD2	0.485	0.485	1.992	1/30/2014	1/30/2017	15,000,000.00	15,000,000.00	14,996,250.00	99.975000	SUNGD
Medium Term Note	Oracle Corp.	MTN-ORCL-99.625-AN5-27	68389XAN5	1.200	1.312	2.661	5/8/2014	10/15/2017	10,000,000.00	9,962,500.00	10,045,100.00	100.451000	SUNGD
Medium Term Note	Johnson & Johnson	MTN-JNJ-99.921-BL7-05	478160BL7	1.125	1.152	2.764	11/21/2014	11/21/2017	5,000,000.00	4,996,050.00	5,026,350.00	100.527000	SUNGD
Medium Term Note	Berkshire Hathaway Fin	FRN-BRK-100.00-CD1-86	084664CD1	0.553	0.553	2.924	1/15/2015	1/12/2018	7,000,000.00	7,000,000.00	7,001,960.00	100.028000	SUNGD
Medium Term Note	International Business Machines Corp.	MTN-IBM-99.542-HK0-41	459200HK0	1.250	1.345	2.955	2/8/2013	2/8/2018	5,000,000.00	4,977,100.00	5,022,500.00	100.450000	SUNGD
Medium Term Note	Texas Instruments Inc.	MTN-TXN-99.070-AV6-27	882508AV6	1.000	1.193	3.198	5/8/2013	5/1/2018	5,000,000.00	4,953,500.00	4,960,750.00	99.215000	SUNGD
Medium Term Note	Apple Inc.	MTN-AAPL-98.252-AJ9-27	037833AJ9	1.000	1.461	3.203	6/4/2014	5/3/2018	10,000,000.00	9,825,200.00	9,959,400.00	99.594000	SUNGD
Medium Term Note	Merck & Co Inc.	MTN-MRK-99.769-AGO-27	58933YAGO	1.300	1.348	3.230	5/20/2013	5/18/2018	5,000,000.00	4,988,450.00	5,030,150.00	100.603000	SUNGD
Medium Term Note	Cisco Systems Inc.	FRN-CSCO-100.00-AQ5-82	17275RAQ5	0.734	0.734	4.020	3/3/2014	3/1/2019	5,000,000.00	5,000,000.00	5,022,000.00	100.440000	SUNGD
		Total	Count 16	0.778	0.850	2.110			110,000,000.00	109,690,070.00	110,120,320.00	100.109382	
									Grand Total	2,142,730,666.30	2,141,135,986.62	2,146,208,152.14	



GLOSSARY OF INVESTMENT TERMS

ASSET BACKED SECURITIES: Securities, such as bonds or notes, collateralized by receivables such as credit card or auto loans.

BOOK VALUE: The original cost of the investment, plus accrued interest and amortization of any premium or discount.

CERTIFICATE OF DEPOSIT (CD or NCD): A deposit of funds at a bank for a specified period of time that earns interest at a specified rate. Commonly known as "CDs" or "negotiable CDs."

COUPON: The annual rate at which a bond pays interest.

CUSIP: The number identifying all stocks and registered bonds, using the Committee on Uniform Securities Identification Procedures (CUSIP).

DURATION: The weighted average time to maturity of a bond where the weights are the present values of future cash flows. Duration measures the price sensitivity of a bond to changes in interest rates.

LOCAL AGENCY INVESTMENT FUND (LAIF): An investment pool sponsored by the State of California and administered/managed by the State Treasurer's Office. Local government units, with consent of the local governing body of that agency, may voluntarily deposit surplus funds for the purpose of investment.

MARKET VALUE: The price at which a security is trading and could presumably be purchased or sold.

MATURITY: The date upon which the principal or stated value of an investment becomes due and payable.

PAR VALUE: The amount of principal which must be paid at maturity. Also referred to as the face amount of a bond, normally quoted in \$1,000 increments per bond.

REPURCHASE AGREEMENT (RP OR REPO): The purchase of securities, on a temporary basis, with the seller's simultaneous agreement to repurchase the securities at a later date at a specified price that includes interest for the buyer's holding period. In essence, this is a collateralized investment whereby the security "buyer" lends the "seller" money for the period of the agreement.

U. S. GOVERNMENT AGENCY SECURITIES: Debt securities issued by U. S. Government sponsored enterprises and federally related institutions. These government agencies include: Federal Home Loan Banks (FHLB); Federal Home Loan Mortgage Corporation (FHLMC, or "Freddie Mac"); Federal National Mortgage Association (FNMA, or "Fannie Mae"); Federal Farm Credit Banks (FFCB); and Tennessee Valley Authority (TVA).

U.S. TREASURY SECURITIES: Securities issued by the U. S. Treasury and backed by the full faith and credit of the United States. Treasuries are considered to have no credit risk, and are the benchmark for interest rates on all other securities in the U.S. and overseas. The Treasury issues both discounted securities and fixed coupon notes and bonds.

WEIGHTED AVERAGE DAYS TO MATURITY: The weighted average of the remaining term to maturity of all of the assets in an investment pool or securities portfolio, as expressed in days.

YIELD: The rate of annual income return on an investment, expressed as a percentage.

(a) **EARNED INCOME YIELD** is the annual income from an investment divided by the current market value.

(b) **YIELD TO MATURITY** is the rate of return earned on an investment considering all cash flows and timing factors: interest earnings, discounts, and premiums above par.

For additional glossary terms, previous Investment Reports, and City Investment Policy, please visit the Office of the City Treasurer's website at: <http://www.sandiego.gov/treasurer/investments/>