

CONSOLIDATED PLAN ADVISORY BOARD (CPAB) MINUTES

WEDNESDAY, SEPTEMBER 12, 2018

SAN DIEGO CIVIC CONCOURSE – NORTH TERRACE ROOMS 207–208
202 'C' STREET, SAN DIEGO, CA 92101

BOARD MEMBERS PRESENT	BOARD MEMBERS ABSENT
<ul style="list-style-type: none"> Ken Malbrough, Council District 4 Zaheen Chowdhury, Council District 1 Valerie Brown, Council District 5 Eileen Gonzales, Council District 3 Claudia Dunaway, Council District 8 Sara Berns, Council District 2 Richard Thesing, Council District 7 Peter Dennehy, Council District 9 	<ul style="list-style-type: none"> VACANT, Council District 6

STAFF PRESENT	ATTENDANCE SHEET
<ul style="list-style-type: none"> Michele Marano, Community Development Coordinator Leonardo Alarcon, Community Development Specialist Michelle Harati, Community Development Project Manager 	10 people signed the attendance sheet

Call to Order

Mr. Ken Malbrough called the meeting to order at 9:06 a.m. with eight board members present. A quorum was achieved at the same time.

Approval of Minutes

Mr. Malbrough called for a motion to approve the August 08, 2018, meeting minutes. Ms. Valerie Brown moved to approve the minutes. Ms. Eileen Gonzales seconded the motion. The minutes were approved 8–0.

Board Announcements

N/A

Staff Announcements

- Ms. Michelle Harati stated that staff hosted two Request for Qualifications (RFQ) workshops on August 29, 2018 for organizations interested in learning more about the first phase of the CDBG application process at the Malcolm X/Valencia Park Branch Library. A total of forty (40) organizations attended the workshops. Ms. Harati explained that additional information on the FY 2020 RFQ timeline can be found on the City's CDBG website (please click [here](#)).
- Ms. Harati explained that the RFQ response phase opened on September 4th for organizations to submit a response via ED Grants. Ms. Harati stated that RFQ technical assistance appointments are currently available and additional details on reserving a slot and the RFQ schedule can be found on the [CDBG website](#).
- Ms. Harati announced that the Consolidated Annual Performance and Evaluation Report (CAPER) is scheduled to be presented at City Council on Monday, September 17th at 2:00 PM. Once the docket has been provided an email notification will be sent out to the CDBG distribution list. Those interested in signing up to receive future CDBG emails may do so [here](#).

Non-Agenda Public Comment

- Mr. Myron Taylor, a Board Member of the Southeastern Planning Group and the Alliance of Californians for Community Empowerment (ACCE) network expressed concerns over proper representation of the Barrio Logan community for the CPAB's District 8 representative Claudia Dunaway. Mr. Taylor stated that he hoped the appointment would be reconsidered to allow for a CPAB member live in the district to better represent District 8 concerns.

Agenda Item(s)

Discussion Item: 7a:

Draft Fiscal Year 2018 Consolidated Annual Performance Evaluation Report (CAPER)

The CPAB was presented with the draft results of the annual CAPER, which is required to be submitted on an annual basis to the United States Department of Housing and Urban Development (HUD). The CAPER provides an assessment on the City's progress toward achieving its Consolidated Plan and Annual Action Plan goals and captures expenditures made during the fiscal year. *Please see attached PowerPoint for additional details.*

Discussion Item: 7b:

Draft Fiscal Year (FY) 2020 Scoring Criteria Revisions

The CPAB was presented with updates and revisions made to the FY 2020 Scoring Criteria for the Public Services: Traditional and Small/Emerging Organizations, and Community and

Economic Development: Technical Assistance; Categories based on Ad-Hoc meetings recommendations. The remaining categories are scheduled to be presented at the October CPAB meeting. *Please see attached PowerPoint for additional details.*

Action Item: 6a:

Fiscal Years (FY) 2020 – 2024 Consolidated Plan Goals

The CPAB was asked to consider the approval of the FY 2020 – 2024 Consolidated Plan Goals to be presented at the Public Safety and Livable Neighborhoods (PSLN) Council Committee on September 19, 2018. The CPAB recommended the adoption of the FY 2020 – 2024 Consolidated Plan Goals with a revision of Goal 1 to include the language, “including but not limited to, opportunities in close proximity to transit, employment and community services.” Mr. Malbrough made the motion, which Ms. Valerie Brown seconded with the incorporation of the revision identified. The motion passed 8-0.

- *Approved Revision to Goal 1: Increase and preserve affordable rental and homeowner housing to improve access to housing opportunities that reflect community needs, including but not limited to, opportunities in close proximity to transit, employment, and community services.*

Please see attached PowerPoint and draft goals for additional details.

Adjournment

- Meeting adjourned at 10:39 a.m.

Economic Development

Draft Consolidated Annual Performance and Evaluation Report (CAPER) for FY 2018

Consolidated Plan Advisory Board

September 12, 2018

The City of

SAN DIEGO

SD

Economic Development

FY 2018 CAPER

THE CITY OF SAN DIEGO

FISCAL YEAR 2015-2019 CONSOLIDATED PLAN

AND

FISCAL YEAR 2015 ACTION PLAN

5-Year Consolidated Plan

4th Annual Action Plan

The City of

SAN DIEGO

Annual Action Plan

City Year One FY 2015-16 Program Area 101.7

for CONPLAN, HOPWA, and CDD Programs

September 6, 2018

Presented by:

The City of San Diego

Economic Development Department

1200 Third Avenue, Suite 1600, San Diego, CA 92101

4th CAPER

The City of

SAN DIEGO

DRAFT

CONSOLIDATED ANNUAL PERFORMANCE

AND EVALUATION REPORT

for CONPLAN, HOPWA, and CDD Programs

September 6, 2018

Presented by:

The City of San Diego

Economic Development Department

1200 Third Avenue, Suite 1600, San Diego, CA 92101

What is the CAPER?

- Expenditures
- Accomplishments
- Progress towards goals

Six Con Plan Goals:

- Economic Development
- Affordable Housing
- Homelessness
- Public Services/Nonprofit Facilities
- City Infrastructure
- HOPWA

sandiego.gov

2


Economic Development

FY 2018 Partnerships



3

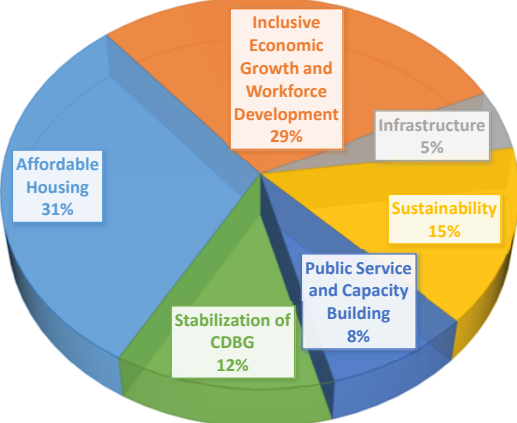
sandiego.gov

Economic Development

FY 2018 Reinvestment Initiative-Substantial Amendment

- Approved by Council Resolution R-310811, effective December 16, 2016
- Four focus areas:
 - Affordable Housing and Homelessness
 - Inclusive Economic Growth and Workforce Development
 - Sustainability Programs
 - City Infrastructure, Capacity Building and Public Services

INVESTMENT PERIOD (FY18) TOTAL OF FUNDS AVAILABLE (\$17,156,000)



Focus Area	Percentage
Affordable Housing	31%
Inclusive Economic Growth and Workforce Development	29%
Sustainability	15%
Stabilization of CDBG	12%
Public Service and Capacity Building	8%
Infrastructure	5%

3

sandiego.gov

Economic Development Department

2



Economic Development

Goal: Public Services/Facilities



Public Services & Community Facilities

Public Services	Community Facilities
PROJECTS: 17	PROJECTS: 13
EXPENDITURES:	EXPENDITURES:
CDBG \$2,218,067	CDBG \$2,700,255
Leveraged \$3,323,735	Leveraged \$22,360
SERVED:	SERVED:
4,683 Persons 	3 Completed Improvements 
	2,626 Persons 

Total CDBG funding towards Goal: \$4,918,322

7

sandiego.gov

Economic Development

Public Services





Project Launch




8

sandiego.gov

Economic Development Department

4


Economic Development

Public Services/Facilities


FY 15-19 Con Plan Goal	FY 2018 Actuals	Con Plan to Date	
7,000 persons assisted	4,693 persons assisted	12,221 persons	175%
15 Facilities	3 Nonprofit Facilities improved	16 facilities	107%

9

sandiego.gov

Economic Development

Goal: Economic Development/ Job Readiness



Economic Development

PROJECTS: 7



EXPENDITURES:

CDBG \$1,448,865

Leveraged \$2,226,795

Businesses Assisted: 157

People Assisted: 265



Total funding towards Goal: \$1,448,965

10

sandiego.gov

Economic Development Department

5


Economic Development

Economic Development/ Job Readiness



Microlending Program


11
sandiego.gov

Economic Development

Economic Development

FY 15-19 Con Plan Goal	FY 2018 Actuals	Con Plan to Date (FY 15-FY 18)	
650 businesses assisted	157 businesses assisted	637	98%

12
sandiego.gov

 Economic Development

Goal: City Neighborhood Infrastructure Projects


City Neighborhood Infrastructure


PROJECTS: 18


EXPENDITURES:

CDBG \$7,913,269

Leveraged \$2,240,726

Improvements: 11 


People Assisted: 24,892 




Total funding towards Goal: \$7,913,269

13

sandiego.gov

 Economic Development

City Neighborhood Infrastructure Projects



San Ysidro Park

14


sandiego.gov

Economic Development Department

7

Economic Development

City Neighborhood Infrastructure Projects



Old San Ysidro Fire Station Demolition

15

sandiego.gov

Economic Development

City Neighborhood Infrastructure Projects



Memorial Building Demolition

16

sandiego.gov

 Economic Development

City Neighborhood Infrastructure Projects


Before

After



New Sidewalk: 31st & Cedar


17
sandiego.gov

 Economic Development


City Infrastructure Projects

FY 15-19 Con Plan Goal	FY 2018 Actuals	Con Plan to Date (FY 15- FY 18)	
750,000 people assisted by infrastructure improvements	24,892 persons assisted	177,212	24%
30 City Facility improvements	11 facilities improved	22	73%

18
sandiego.gov

Economic Development


Goal: Homelessness



Homeless Services


Shelter Operations


PROJECTS: 5
EXPENDITURES:
CDBG \$776,720
ESG \$622,806
GF \$2,306,834
Total Shelter Operations: \$3,706,360
SERVED: 3,205 Persons



Support Centers


PROJECTS: 2
EXPENDITURES:
CDBG \$7,537,131
SERVED: 7,360 Persons






Housing

PROJECTS: 2
EXPENDITURES:
ESG \$343,529
CDBG \$6,650,000
SERVED: 118 Persons







Total CDBG funding towards Goal: \$14,968,078


Total ESG funding towards Goal: \$966,336


19
sandiego.gov


Economic Development

Homelessness










20
sandiego.gov

Economic Development Department

10


Economic Development

Homelessness


FY 15-19 Con Plan Goal	FY 2018 Actuals	Con Plan to Date (FY 15- FY 18)	
8,000 people assisted by Overnight Shelter	3,205 people assisted	11,382	142%
10,000 people assisted by Public Service Activities	7,360 people assisted	22,793	228%
1,000 people assisted by Tenant-Based Rental Assistance	118 people assisted	918	92%

21

sandiego.gov

Economic Development

Goal: Affordable Housing



Affordable Housing

Homeowner Financial Assistance

PROJECTS: 2


EXPENDITURES:

CDBG \$315,970

HOME \$1,946,993

Leveraged \$15,900,387

SERVED: 99 Households



Homeowner & Multi-Family Housing Rehabilitation

PROJECTS: 8

EXPENDITURES:

CDBG \$3,199,750

Leveraged \$873,175

SERVED: 102 Households

Affordable Housing Constructed

PROJECTS: 1

EXPENDITURES:

HOME \$13,853,051

Leveraged \$112,117,924

SERVED: 56 Households

Total CDBG funding towards Goal: \$5,398,634

Total HOME funding towards Goal: \$13,683,686

22

sandiego.gov

Economic Development Department

11

Economic Development

Affordable Housing




North Park Senior Apartments

Cypress Apartments

23

sandiego.gov


Economic Development

Affordable Housing


FY 15-19 Con Plan Goal	FY 2018 Actuals	Con Plan to Date (FY 15 – FY 18)	
425 households provided homebuyer financial assistance	99 households assisted	449	106%
150 households rehabilitated	58 households assisted	267	178%
55 rental units rehabilitated	44 rental units rehabilitated	77	140%
55 rental units constructed	56 rental units constructed	226	411%

24





sandiego.gov

Economic Development

HOPWA



Housing Opportunities for Persons with AIDS/HIV (HOPWA)


Housing Operations	Rental Assistance	Supportive Services	Housing Information
PROJECTS: 4	PROJECTS: 1	PROJECTS: 7	PROJECTS: 1
EXPENDITURES: HOPWA \$618,071	EXPENDITURES: HOPWA \$815,270	EXPENDITURES: HOPWA \$1,103,766	EXPENDITURES: HOPWA \$75,206
SERVED: Households  258	SERVED: Households  80	SERVED: Households  450	SERVED: Persons  19,609

HOPWA PROGRAMS LEVERAGED TOTAL : \$2,110,389

Total HOPWA funding towards Goal: \$2,765,528

25

sandiego.gov

Economic Development

HOPWA


FY 15-19 Con Plan Goal	FY 2018 Actuals	Con Plan to Date (FY 15 – FY 18)	
730 households provided housing operations assistance	258 households assisted	937	128%
400 households provided Tenant-Based Rental Assistance	80 households assisted	317	79%
31,150 persons assisted by Public Service Activities	20,059 people assisted	60,224	193%

26

sandiego.gov



Economic Development Department

13

Economic Development

FY 18 CAPER Materials

www.sandiego.gov/cdbg/plansreports



Agency	Project Name	Project Value	Project Type	Project Status	Project Location
City of San Diego	San Diego Housing Commission	\$10,000,000	Public Housing	Active	San Diego
City of San Diego	San Diego Housing Commission	\$10,000,000	Public Housing	Active	San Diego
City of San Diego	San Diego Housing Commission	\$10,000,000	Public Housing	Active	San Diego
City of San Diego	San Diego Housing Commission	\$10,000,000	Public Housing	Active	San Diego
City of San Diego	San Diego Housing Commission	\$10,000,000	Public Housing	Active	San Diego
City of San Diego	San Diego Housing Commission	\$10,000,000	Public Housing	Active	San Diego
City of San Diego	San Diego Housing Commission	\$10,000,000	Public Housing	Active	San Diego
City of San Diego	San Diego Housing Commission	\$10,000,000	Public Housing	Active	San Diego
City of San Diego	San Diego Housing Commission	\$10,000,000	Public Housing	Active	San Diego
City of San Diego	San Diego Housing Commission	\$10,000,000	Public Housing	Active	San Diego

27

sandiego.gov

Economic Development

Thank you

28

sandiego.gov

Economic Development

Draft Fiscal Year 2020 Scoring
Criteria: Public Services &
Community Economic Development

Consolidated Plan Advisory Board
Wednesday, September 12, 2018

The City of

SAN
DIEGO

SD

Economic Development

RFP Categories for Today's Discussion

Public Services

Community Economic Development


Traditional Organizations

Small & Emerging Organizations

Technical Assistance

2

sandiego.gov

Economic Development

Key Points

Language revised for greater specification


Cost per beneficiary consideration

Removal of Homeless Services Question

Increase points within project specifics

3

sandiego.gov

Economic Development

Draft FY 2020 Public Services Scoring Criteria

FY 2019


Category	Max Points
1. Project Characteristics	30
2. Project Specifics	18
3. Project Benefits	20
4. Organizational Capacity	12
5. Budget	18
6. Project Eligibility – CDD Score	2
Total	100

Proposed FY 2020

Category	Points
1. Organizational Capacity	12 13
2. Project Characteristics	30 28
3. Project Specifics	18 22
4. Project Benefits	20 17
5. Budget	18
6. Project Eligibility – CDD Score	2
Total	100

4

sandiego.gov


 Economic Development

Scoring Criteria Revisions

Project Characteristics (28 Points)

- Change language on (b) “New service or expansion” to “Confirmation of Program Status”
- Additional language to (c) “Project Goals”
 - Anticipated Impact & Information on Monitoring Systems
- Revision to (d) “Project Results”

5
sandiego.gov


 Economic Development

Scoring Criteria Revisions

Project Specifics (22 Points)

- Additional language on (a, iii.) “Services to be provided”
- Additional language to (b) “Project Schedule”
- **New question (a,iv.)**
 - Provision of a cost per beneficiary amount and specifies how costs are warranted

6
sandiego.gov


 Economic Development

Scoring Criteria Revisions

Project Benefits (17 Points)

- Additional language on (a) “Services to vulnerable populations”
- Removal of “**Homeless Services**” specific prompt
- Change of language in (b) “Geographic Targeting Location”

7
sandiego.gov


 Economic Development

Scoring Criteria Revisions

Organizational Capacity (13 Points)

- Additional language on (b) “Organization Experience w/ LMI clients”
- Additional language to (c) “Collaboration”

8
sandiego.gov


 Economic Development

Scoring Criteria Revisions

Budget (18 Points)

- Additional language on (c) “Budget Details”
 - Applicant to outline items that will be used to support project implementation in line with Project Specifics Section

⁹
sandiego.gov

 Economic Development

Establishment of Tie-Breaker

✓ **Within the comment section, CPAB reviewers will be requested to indicate whether this project is of High, Medium, or Low Priority in the event of a tie**

¹⁰
sandiego.gov

SD Economic Development			
Draft FY 2020 CED Scoring Criteria			
FY 2019		Proposed FY 2020	
Category	Max Points	Category	Points
1. Project Characteristics	30	1. Organizational Capacity	12
2. Project Specifics	18	2. Project Characteristics	30 28
3. Project Benefits	20	3. Project Specifics	18 22
4. Organizational Capacity	12	4. Project Benefits	20 17
5. Budget	18	5. Budget	18
6. Project Eligibility & Performance Indicators	2	6. Project Eligibility & Performance Indicators	2
Total	100	Total	99

11
sandiego.gov

SD Economic Development	
Community/Economic Development Technical Assistance Revisions	
<ul style="list-style-type: none">• <u>Project Characteristics</u><ul style="list-style-type: none">• Additional language on (c) "Project Goals"<ul style="list-style-type: none">• Applicant to provide information on follow-up procedures• <u>Project Benefits</u><ul style="list-style-type: none">• Additional language on (a) "Services to vulnerable populations"<ul style="list-style-type: none">• Positive impact for City of San Diego LMI business owners	


12
sandiego.gov

Economic Development

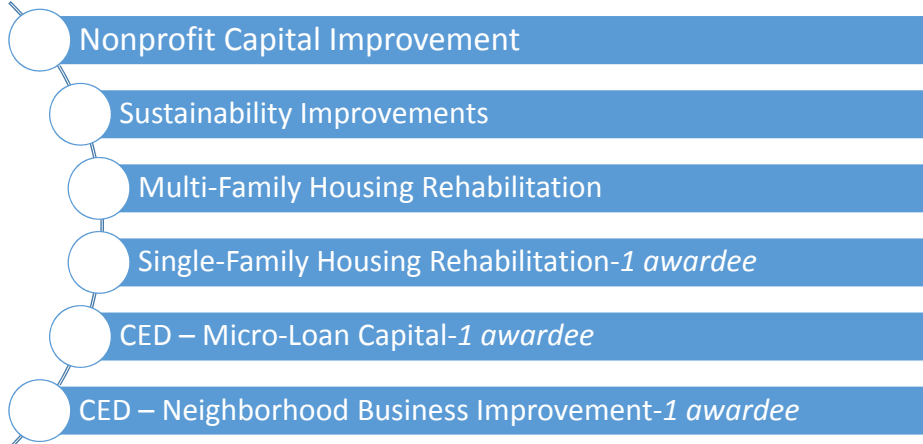
Community/Economic Development Technical Assistance Revisions

- Organizational Capacity
 - Additional language on (a) "Organization Project Experience"
 - Specification for experience assisting LMI individuals start-up or expand a microenterprise

13
sandiego.gov


Economic Development

RFP Categories for Future Consideration



- Nonprofit Capital Improvement
- Sustainability Improvements
- Multi-Family Housing Rehabilitation
- Single-Family Housing Rehabilitation-1 *awardee*
- CED – Micro-Loan Capital-1 *awardee*
- CED – Neighborhood Business Improvement-1 *awardee*

14
sandiego.gov

 Economic Development

Thank you

¹⁵
sandiego.gov

Economic Development Department

FY 2020 – FY 2024 Consolidated Plan Goals

Consolidated Plan Advisory Board
September 12, 2018

The City of

SAN
DIEGO

sd

Economic Development

Overview

• Consolidated Planning Process


• Community Outreach and Preliminary Results

• Councilmember Input

• Recommended Consolidated Plan Goals

• Next Steps

sandiego.gov

 Economic Development

Consolidated Planning Process


Home Investment Partnership Program (HOME)
Expansion and preservation of affordable housing

Community Development Block Grants (CDBG)
Focuses on low income individuals, households and communities


Emergency Solutions Grant (ESG)
Homeless shelters, services and rapid-rehousing programs

Housing Opportunities for Persons with AIDS (HOPWA)
Supportive services for persons living with HIV/AIDS


sandiego.gov

 Economic Development


Consolidated Planning Process



THE CITY OF SAN DIEGO
FISCAL YEAR 2015-2019 CONSOLIDATED PLAN
AND
FISCAL YEAR 2015 ACTION PLAN



The City of
SAN DIEGO
Annual Action Plan
City Fiscal Year 2018, HUD Program Year 2017
For CDBG, HOME, HOPWA, and ESG Programs



The City of
SAN DIEGO
Consolidated Annual Performance
and Evaluation Report (CAPER)
HUD Program Year 2016 | City Fiscal Year 2017

5-Year Consolidated Plan

Annual Action Plan

CAPER

sandiego.gov

Economic Development Department

2

 Economic Development

Consolidated Planning Process

THE CITY OF SAN DIEGO

FISCAL YEAR 2015-2019 CONSOLIDATED PLAN

AND

FISCAL YEAR 2015 ACTION PLAN



Consolidated Plan and Action Plan

2015-2019

©2015 San Diego Regional Council. All rights reserved.

Opportunity for a Community-Wide Dialogue

Local Data Analysis and Needs Assessment

Establish Goals, Objectives and Budget Priorities Based on Community Needs

sandiego.gov

 Economic Development

Consolidated Planning Process

Develop, Construct and Benefit



Partners and Stakeholders



Members of the Public



Government

7 Consolidated Plan Goals

Budgetary Priorities and Objectives

3 Guiding Strategies

sandiego.gov

Economic Development Department

3

Community Outreach and Preliminary Results

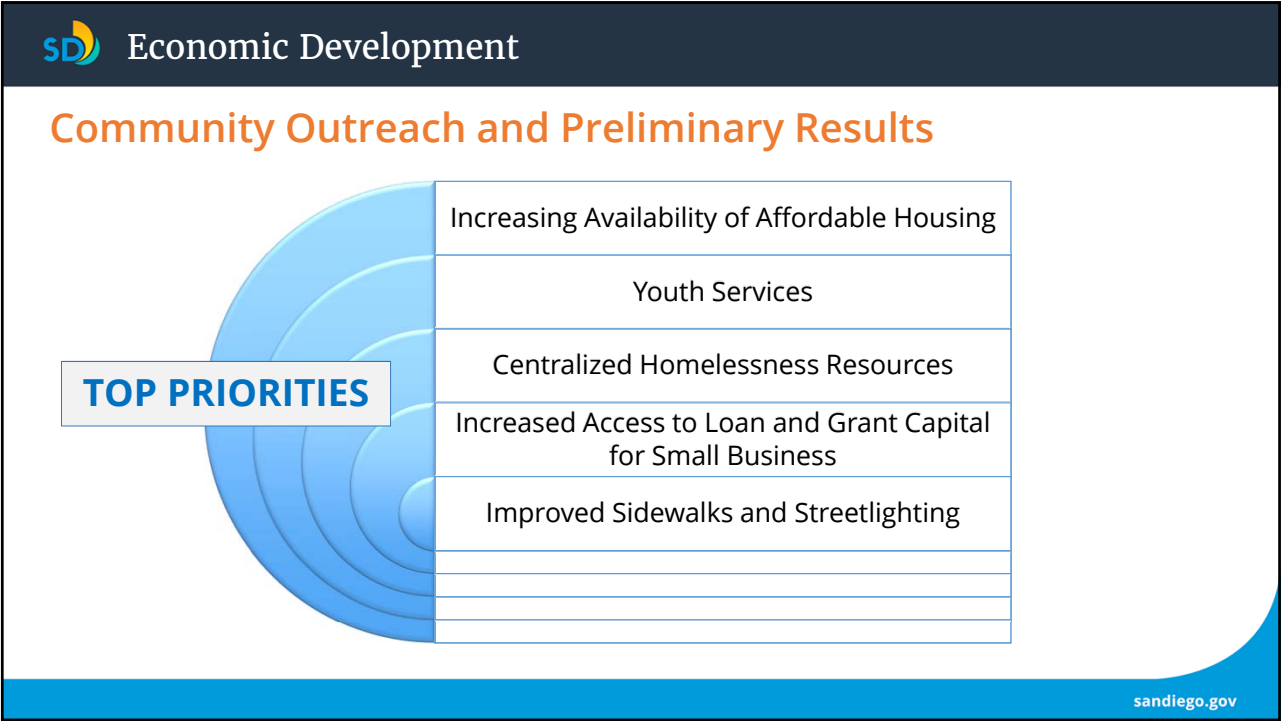
- 
- THE CITY OF
SAN DIEGO**
- ## COMMUNITY FORMS
- ### HOW WOULD YOU SPEND \$125 MILLION ON YOUR COMMUNITY OVER THE NEXT FIVE YEARS?
- The City will know the City residents' opinions of dollars each year from the
 Selfish government to invest in low- and moderate-income communities?
- ### STRENGTHENING OUR COMMUNITIES
- Improved education and workforce?
 - Public services to support seniors, women or other underserved groups?
 - Investments to revitalize centers, parks and beaches?
 - Employment training and workforce development?
 - Small business advisory services and loans?
 - Services and facilities for those experiencing homelessness?
 - Financial assistance for first-time homebuyers?
 - Increasing access and availability of affordable housing?
 - Energy and water efficiency investments for homes or enterprise facilities?
- ### WE WANT TO HEAR FROM YOU!
- You are invited to share your thoughts and suggestions at a series of community forums. In addition to the community forums, if you are unable to attend, please take a few minutes to complete this online survey: sanidiego.gov/2016 **NORRIS AYALA/ALBA BOLA**
- ### FEDERAL ENTITLEMENT PROGRAM GRANTS:
- Community Development Block Grant (CDBG)
 - HOME Investment Partnerships Program
 - Emergency Solutions Grants (ESG)
 - Housing Opportunities for Persons with AIDS (HOPWA)
- Over the past years, the City created a business called the "Community Thrive" to identify community needs and priorities. We want your help!
- Share your thoughts and suggestions to shape what's in your wish list for the City of San Diego Five Year Community Plan.
- CDBG/ESG/HOPWA/ESG**

sandiego.gov

Community Outreach and Preliminary Results

Community Forum	Attendees	Stakeholder Meeting	Attendees
Valencia Park	15	CPAB	12
Linda Vista	28	Continuum of Care	8
San Ysidro	25	CED Grantees	18
Barrio Logan	31	City Heights Economic Development Collaborative	23
Skyline	16	Downtown CPC	3
City Heights	44	San Diego Refugee Forum	40
Downtown	7	Nonprofit Academy 1	5
Mountain View	60	Nonprofit Academy II	9
Total	226	Total	118

sandiego.gov






 Economic Development

Recommended Consolidated Plan Goals

GOAL 1: Increase and preserve **affordable rental and homeowner housing** to improve access to housing opportunities that reflect community needs.

*Prior Goal: Improve housing opportunities by **creating and preserving affordable rental and homeowner housing** in close proximity to transit, employment and community services.*

sandiego.gov


 Economic Development

Recommended Consolidated Plan Goals

GOAL 2: Enhance the City’s economic stability by investing in inclusive economic growth initiatives that develop and strengthen **small businesses and support local entrepreneurs**.

*Prior Goal: Enhance the City’s economic stability and prosperity by increasing opportunities for **job readiness** and investing in **economic development programs**.*

sandiego.gov


Economic Development

Recommended Consolidated Plan Goals

GOAL 3: Foster individual and household resiliency by **investing in employment and workforce development** programs and improving access to job opportunities.

*Prior Goal: Enhance the City’s economic stability and prosperity by increasing opportunities for **job readiness** and investing in **economic development programs**.*

sandiego.gov


Economic Development

Recommended Consolidated Plan Goals

GOAL 4: Support the development of vibrant, equitable, and adaptable neighborhoods by investing in **public facilities and critical infrastructure**.

*Prior Goal: Strengthen neighborhoods by investing in the City’s **critical public infrastructure needs**.*

sandiego.gov

 Economic Development

Recommended Consolidated Plan Goals

GOAL 5: Assist individuals and families to gain stable housing after experiencing homelessness or a housing crisis by providing housing and service solutions grounded in best practices.

*Prior Goal: Assist individuals and families to stabilize in permanent housing after experiencing a housing crisis or **homelessness** by providing client appropriate housing and supportive service solutions.*

sandiego.gov


 Economic Development

Recommended Consolidated Plan Goals

GOAL 6: Invest in community services that promote equity and serve vulnerable populations including, but not limited to, refugees and recent immigrants, previously incarcerated individuals, veterans, youth, seniors and food insecure households.

Prior Goal: Invest in community services and nonprofit facilities that maximize impact by providing new or increased access to programs that serve highly vulnerable populations such as youth, seniors and food insecure households.

sandiego.gov


Economic Development

Recommended Consolidated Plan Goals

GOAL 7: Finance **impactful nonprofit facility improvements** to provide new or increased access to programs that serve vulnerable populations or implement sustainability measures.

*Prior Goal: Invest in **community services** and **nonprofit facilities** that maximize impact by providing new or increased access to programs that serve **highly vulnerable populations** such as youth, seniors and food insecure households.*

sandiego.gov

Economic Development

Recommended Consolidated Plan Goals

Remove Prior Goal: Meet the needs of **persons with HIV/AIDS and their families** through the provision of housing, health, and support services.

Asking City Council to:

- Designate the County of San Diego as Alternative Grantee for HOPWA
 - Direct Grantee Relationship with HUD
 - Administrative and reporting responsibilities
 - Consolidated Plan, Action Plan and CAPERs

sandiego.gov

 Economic Development

Recommended Consolidated Plan Goals

Guiding Strategies for the Consolidated Plan

- Inclusive Economic Growth
- Economic Resiliency and Sustainability
- Catalytic Community Investment


sandiego.gov

 Economic Development

Next Steps

Date	Step
October 8-9, 2018	City Council consideration of Consolidated Plan Goals
October 2018 – February 2019	City Council input / Consolidated Plan Budget Priorities
March / April 2019	DRAFT Consolidated Plan Presented to CPAB
March / April 2019	DRAFT Consolidated Plan Presented to PSLN
April 2019	30-Day Public Comment Period
April / May 2019	DRAFT Consolidated Plan Presented to City Council
May 15, 2019	Consolidated Plan Submitted to HUD

sandiego.gov

 Economic Development

City of San Diego
Economic Development Department

Questions?

sandiego.gov

ATTACHMENT A

City of San Diego, Consolidated Plan Goals 2020-2024 DRAFT

GOAL 1: Increase and preserve **affordable rental and homeowner housing** to improve access to housing opportunities that reflect community needs.

Previous Consolidated Plan Goal: Improve housing opportunities by creating and preserving affordable rental and homeowner housing in close proximity to transit, employment and community services.

GOAL 2: Enhance the City's economic stability by investing in inclusive economic growth initiatives that develop and strengthen **small businesses and support local entrepreneurs**.

Previous Consolidated Plan Goal: Enhance the City's economic stability and prosperity by increasing opportunities for job readiness and investing in economic development programs.

GOAL 3: Foster individual and household resiliency by **investing in employment and workforce development** programs and improving access to job opportunities.

Previous Consolidated Plan Goal: Enhance the City's economic stability and prosperity by increasing opportunities for job readiness and investing in economic development programs.

GOAL 4: Support the development of vibrant, equitable, and adaptable neighborhoods by investing in **public facilities and critical infrastructure**.

Previous Consolidated Plan Goal: Strengthen neighborhoods by investing in the City's critical public infrastructure needs.

GOAL 5: **Assist individuals and families to gain stable housing after experiencing homelessness or a housing crisis** by providing appropriate housing and service solutions grounded in best practices.

Previous Consolidated Plan Goal: Assist individuals and families to stabilize in permanent housing after experiencing a housing crisis or homelessness by providing client-appropriate housing and supportive service solutions.

GOAL 6: Invest in **community services that promote equity and serve vulnerable populations** including, but not limited to, refugees and recent immigrants, previously incarcerated, veterans, youth, seniors and food insecure households.

Previous Consolidated Plan Goal: Invest in community services and non-profit facilities that maximize impact by providing new or increased access to programs that serve highly vulnerable populations such as youth, seniors and food insecure households.

GOAL 7: Finance **impactful nonprofit facility improvements** to provide new or increased access to programs that serve vulnerable populations or implement sustainability measures.

Previous Consolidated Plan Goal: Invest in community services and non-profit facilities that maximize impact by providing new or increased access to programs that serve highly vulnerable populations such as youth, seniors and food insecure household