

POOLED INVESTMENTS AT NOVEMBER 30, 2015 - SUMMARY & STATISTICS

City of San Diego  
Office of the City Treasurer



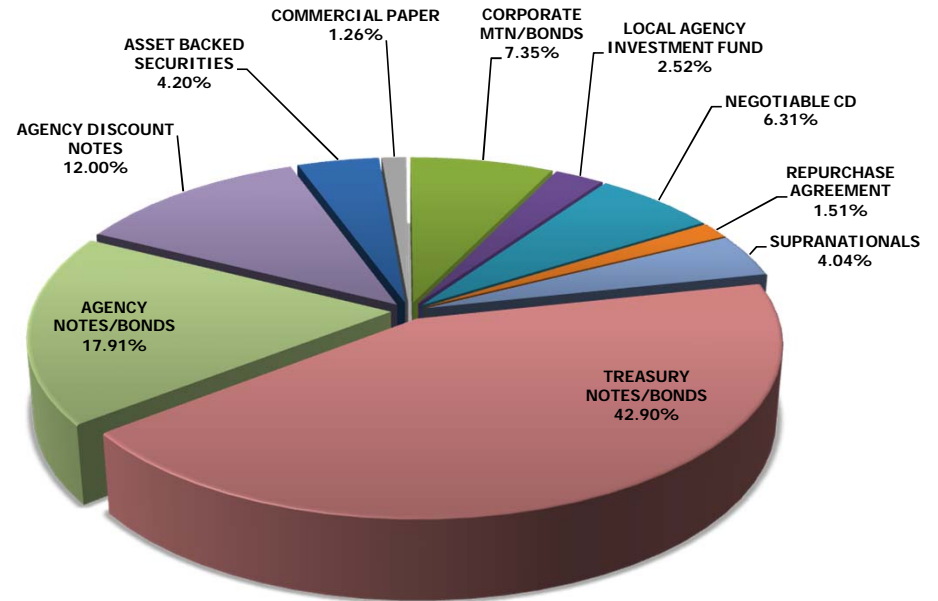
**ASSET ALLOCATION**

Assets (000's)	Current Par Value	Current Book Value	Market Value	Mkt/Book	Yield to Maturity
ASSET BACKED SECURITIES	83,179	83,171	83,138	99.96%	0.82%
COMMERCIAL PAPER	25,000	24,903	24,929	100.11%	0.57%
CORPORATE MTN/BONDS	146,000	145,636	145,932	100.20%	1.01%
LOCAL AGENCY INVESTMENT FUND	49,958	49,958	49,958	100.00%	0.32%
NEGOTIABLE CD	125,000	125,001	125,077	100.06%	0.54%
REPURCHASE AGREEMENT	30,000	30,000	30,000	100.00%	0.11%
SUPRANATIONALS	80,000	79,927	79,556	99.54%	0.89%
TREASURY NOTES/BONDS	850,000	849,545	848,163	99.84%	0.83%
AGENCY NOTES/BONDS	355,000	354,775	354,689	99.98%	0.69%
AGENCY DISCOUNT NOTES	238,000	237,603	237,713	100.05%	0.24%
<b>Totals (000's):</b>	<b>1,982,137</b>	<b>1,980,518</b>	<b>1,979,156</b>	<b>99.93%</b>	<b>0.71%</b>

**Portfolio Breakdown & Statistics**

	Liquidity	Core
Portfolio Size	\$650,438,994	\$1,330,079,273
% of total pool	32.84%	67.16%
Portfolio Duration*	0.37	1.68
Index Duration*	0.37	1.89
% of index	98.95%	89.18%
Weighted Average Days to Maturity	140	701
Earned Income Yield	0.344%	0.893%

\* Macaulay's Duration for fund 9997 and Effective Duration for fund 9998.



Pooled Portfolio Composition by Book Value

POOLED INVESTMENTS AT NOVEMBER 30, 2015 - MATURITY DISTRIBUTION

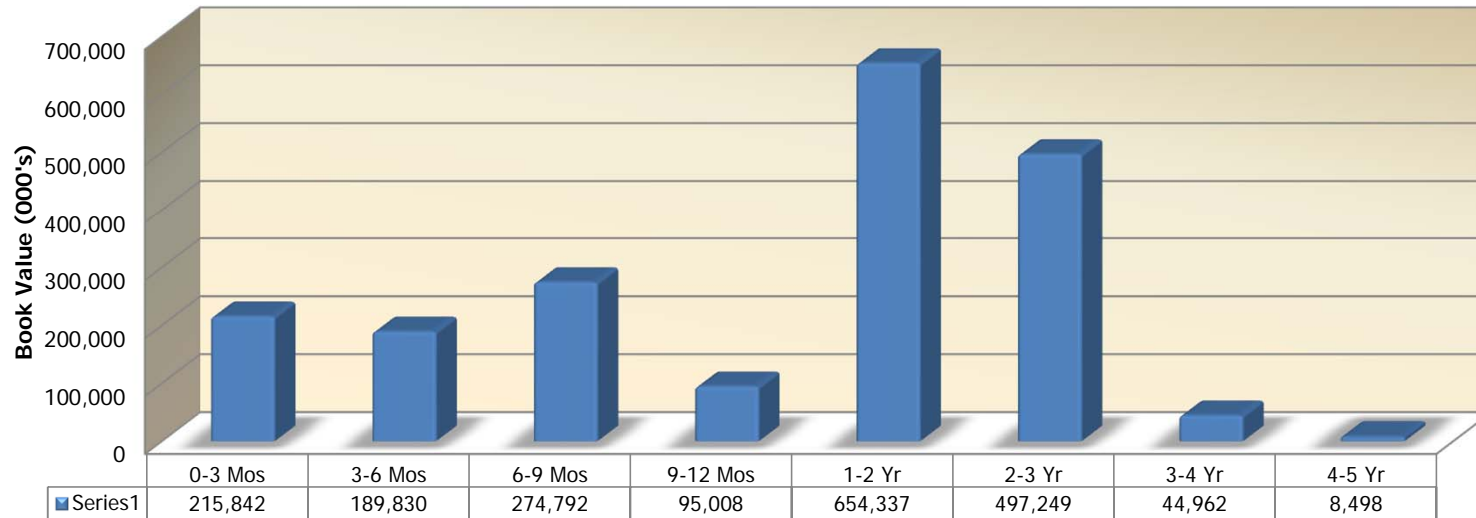
City of San Diego  
Office of the City Treasurer



**MATURITY DISTRIBUTION**

Current Book Value (000's)	0-3 Mos	3-6 Mos	6-9 Mos	9-12 Mos	1-2 Yr	2-3 Yr	3-4 Yr	4-5 Yr	Totals (000's)
ASSET BACKED SECURITIES			108		34,957	24,610	14,999	8,498	83,171
COMMERCIAL PAPER			24,903						24,903
CORPORATE MTN/BONDS	12,998		10,000		54,945	62,693	5,000		145,636
LOCAL AGENCY INVESTMENT FUND	49,958								49,958
NEGOTIABLE CD		25,000	100,001						125,001
REPURCHASE AGREEMENT	30,000								30,000
SUPRANATIONALS		19,998				59,930			79,927
TREASURY NOTES/BONDS				50,055	524,456	275,034			849,545
AGENCY NOTES/BONDS	24,996	69,981	74,918	44,953	39,979	74,984	24,963		354,775
AGENCY DISCOUNT NOTES	97,889	74,851	64,863						237,603
<b>Totals (000's):</b>	<b>215,842</b>	<b>189,830</b>	<b>274,792</b>	<b>95,008</b>	<b>654,337</b>	<b>497,249</b>	<b>44,962</b>	<b>8,498</b>	<b>1,980,518</b>
<b>% of Portfolio</b>	<b>10.90%</b>	<b>9.58%</b>	<b>13.87%</b>	<b>4.80%</b>	<b>33.04%</b>	<b>25.11%</b>	<b>2.27%</b>	<b>0.43%</b>	<b>100.00%</b>

Maturity Distribution  
November 30, 2015

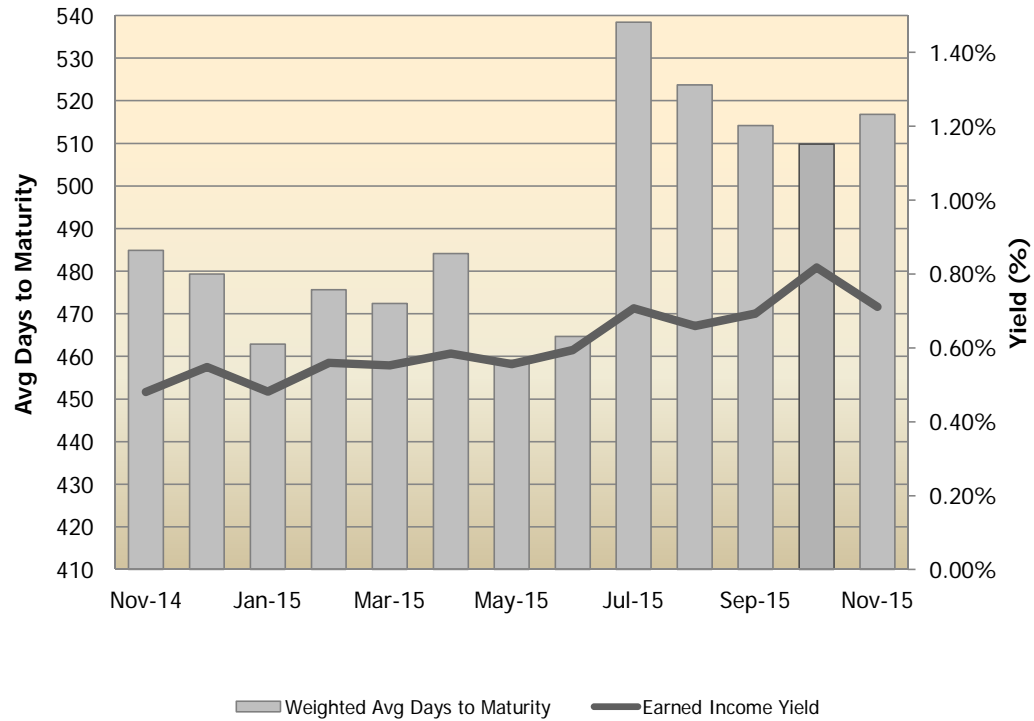




**PORTFOLIO - EARNED INCOME YIELD**

Month	Earned Income Yield	Weighted Avg Days to Maturity
Nov-14	0.48%	484.88
Dec-14	0.55%	479.30
Jan-15	0.48%	462.87
Feb-15	0.56%	475.64
Mar-15	0.55%	472.39
Apr-15	0.59%	484.16
May-15	0.56%	459.03
Jun-15	0.59%	464.69
Jul-15	0.71%	538.44
Aug-15	0.66%	523.73
Sep-15	0.69%	514.17
Oct-15	0.82%	509.83
Nov-15	0.71%	516.77

Yield and Weighted Average Days to Maturity Trends



POOLED INVESTMENTS AT NOVEMBER 30, 2015 - PORTFOLIO POSITION DETAIL

TREASURY NOTES/BONDS	Issuer	Sec. Description	CUSIP	Coupon Rate	Yield to Maturity	Modified Duration	Purchase Date	Maturity Date	Current Par Value	Current Book Value	Market Value	Market Price	Price Source
US Treasury Note	US Treasury	TN-100.226-WF3-27	912828WF3	0.625	0.548	0.957	12/2/2013	11/15/2016	25,000,000.00	25,056,640.63	24,975,500.00	99.902000	SUNGD
US Treasury Note	US Treasury	TN-99.992-G46-38	912828G46	0.500	0.504	0.999	12/1/2014	11/30/2016	25,000,000.00	24,998,046.88	24,945,250.00	99.781000	SUNGD
US Treasury Note	US Treasury	TN-99.886-H29-07	912828H29	0.625	0.682	1.079	12/31/2014	12/31/2016	25,000,000.00	24,971,679.69	24,963,750.00	99.855000	SUNGD
US Treasury Note	US Treasury	TN-100.097-A91-26	912828A91	0.750	0.717	1.119	1/31/2014	1/15/2017	25,000,000.00	25,024,414.06	24,996,000.00	99.984000	SUNGD
US Treasury Note	US Treasury	TN-100.03-H78-48	912828H78	0.500	0.484	1.163	2/2/2015	1/31/2017	25,000,000.00	25,007,812.50	24,921,000.00	99.684000	SUNGD
US Treasury Note	US Treasury	TN-99.875-B74-48	912828B74	0.625	0.668	1.204	2/28/2014	2/15/2017	25,000,000.00	24,968,750.00	24,957,000.00	99.828000	SUNGD
US Treasury Note	US Treasury	TN-99.722-J35-82	912828J35	0.500	0.640	1.241	3/2/2015	2/28/2017	25,000,000.00	24,930,664.06	24,913,000.00	99.652000	SUNGD
US Treasury Note	US Treasury	TN-99.593-C32-43	912828C32	0.750	0.888	1.286	3/20/2014	3/15/2017	25,000,000.00	24,898,437.50	24,987,250.00	99.949000	SUNGD
US Treasury Note	US Treasury	TN-99.875-J92-86	912828J92	0.500	0.563	1.333	3/31/2015	3/31/2017	25,000,000.00	24,968,750.00	24,903,250.00	99.613000	SUNGD
US Treasury Note	US Treasury	TN-99.882-C73-07	912828C73	0.875	0.915	1.368	4/24/2014	4/15/2017	25,000,000.00	24,970,703.13	25,024,500.00	100.098000	SUNGD
US Treasury Note	US Treasury	TN-100.289-WH9-82	912828WH9	0.875	0.777	1.452	5/23/2014	5/15/2017	25,000,000.00	25,072,265.63	25,016,500.00	100.066000	SUNGD
US Treasury Note	US Treasury	TN-100.023-SY7-41	912828SY7	0.625	0.613	1.495	6/1/2015	5/31/2017	25,000,000.00	25,005,859.38	24,916,000.00	99.664000	SUNGD
US Treasury Note	US Treasury	TN-99.925-WP1-26	912828WP1	0.875	0.900	1.529	6/16/2014	6/15/2017	25,000,000.00	24,981,445.31	25,012,750.00	100.051000	SUNGD
US Treasury Note	US Treasury	TN-99.957-XJ4-05	912828XJ4	0.625	0.647	1.574	6/30/2015	6/30/2017	25,000,000.00	24,989,257.81	24,911,000.00	99.644000	SUNGD
US Treasury Note	US Treasury	TN-99.570-WT3-86	912828WT3	0.875	1.023	1.612	8/1/2014	7/15/2017	25,000,000.00	24,892,578.13	25,005,750.00	100.023000	SUNGD
US Treasury Note	US Treasury	TN-99.789-XP0-89	912828XP0	0.625	0.731	1.657	7/31/2015	7/31/2017	25,000,000.00	24,947,265.63	24,902,250.00	99.609000	SUNGD
US Treasury Note	US Treasury	TN-99.898-TM2-43	912828TM2	0.625	0.676	1.741	8/31/2015	8/31/2017	25,000,000.00	24,974,609.38	24,882,750.00	99.531000	USERP
US Treasury Note	US Treasury	TN-99.824-D98-86	912828D98	1.000	1.060	1.777	9/30/2014	9/15/2017	25,000,000.00	24,956,054.69	25,042,000.00	100.168000	SUNGD
US Treasury Note	US Treasury	TN-99.937-TS9-43	912828TS9	0.625	0.657	1.824	9/30/2015	9/30/2017	25,000,000.00	24,984,375.00	24,875,000.00	99.500000	SUNGD
US Treasury Note	US Treasury	TN-99.859-F54-48	912828F54	0.875	0.923	1.862	10/31/2014	10/15/2017	25,000,000.00	24,964,843.75	24,982,500.00	99.930000	SUNGD
US Treasury Note	US Treasury	TN-99.931-TW0-27	912828TW0	0.750	0.785	1.905	11/5/2015	10/31/2017	25,000,000.00	24,985,354.01	24,913,000.00	99.652000	SUNGD
US Treasury Note	US Treasury	TN-99.937-G20-86	912828G20	0.875	0.896	1.945	12/1/2014	11/15/2017	25,000,000.00	24,984,375.00	24,963,750.00	99.855000	SUNGD
US Treasury Note	US Treasury	TN-99.906-M72-27	912828M72	0.875	0.922	1.987	11/30/2015	11/30/2017	25,000,000.00	24,976,562.50	24,976,562.50	99.906250	BOOK
US Treasury Note	US Treasury	TN-99.585-G79-41	912828G79	1.000	1.142	2.017	12/24/2014	12/15/2017	25,000,000.00	24,896,484.38	25,009,750.00	100.039000	SUNGD
US Treasury Note	US Treasury	TN-100.30-H37-07	912828H37	0.875	0.772	2.103	1/30/2015	1/15/2018	25,000,000.00	25,075,195.31	24,925,750.00	99.703000	SUNGD
US Treasury Note	US Treasury	TN-99.929-H94-49	912828H94	1.000	1.024	2.184	2/27/2015	2/15/2018	25,000,000.00	24,982,421.88	24,979,500.00	99.918000	SUNGD
US Treasury Note	US Treasury	TN-100.292-J68-38	912828J68	1.000	0.899	2.267	4/1/2015	3/15/2018	25,000,000.00	25,073,242.19	24,968,750.00	99.875000	SUNGD
US Treasury Note	US Treasury	TN-100.187-XA3-49	912828XA3	1.000	0.935	2.434	6/1/2015	5/15/2018	25,000,000.00	25,046,875.00	24,938,500.00	99.754000	SUNGD
US Treasury Note	US Treasury	TN-100.367-XF2-05	912828XF2	1.125	0.999	2.500	6/30/2015	6/15/2018	25,000,000.00	25,103,323.52	25,002,000.00	100.008000	SUNGD
US Treasury Note	US Treasury	TN-99.445-XK1-27	912828XK1	0.875	1.066	2.592	7/31/2015	7/15/2018	25,000,000.00	24,870,839.00	24,826,250.00	99.305000	SUNGD
US Treasury Note	US Treasury	TN-99.976-K82-41	912828K82	1.000	1.008	2.671	8/28/2015	8/15/2018	25,000,000.00	25,002,972.15	24,881,750.00	99.527000	SUNGD
US Treasury Note	US Treasury	TN-100.25-L40-89	912828L40	1.000	0.914	2.755	10/1/2015	9/15/2018	25,000,000.00	25,073,489.01	24,868,250.00	99.473000	SUNGD
US Treasury Note	US Treasury	TN-99.558-L81-05	912828L81	0.875	1.027	2.842	10/30/2015	10/15/2018	25,000,000.00	24,898,613.60	24,759,750.00	99.039000	SUNGD
US Treasury Note	US Treasury	TN-100.000-M64-49	912828M64	1.250	1.250	2.912	11/27/2015	11/15/2018	25,000,000.00	25,010,302.20	25,016,500.00	100.066000	SUNGD
Total	Count 34			0.805	0.831	1.805			850,000,000.00	849,544,502.91	848,163,062.50	99.783890	

AGENCY NOTES/BONDS	Issuer	Sec. Description	CUSIP	Coupon Rate	Yield to Maturity	Modified Duration	Purchase Date	Maturity Date	Current Par Value	Current Book Value	Market Value	Market Price	Price Source
Agency Note	Federal Home Loan Bank	FHLB-99.976-4D5-82	3130A24D5	0.230	0.245	0.049	12/18/2014	12/18/2015	25,000,000.00	24,996,268.92	25,001,000.00	100.004000	SUNGD
Agency Note	Federal Home Loan Bank	FHLB-100.00-ME9-86	3130A4ME9	0.330	0.330	0.277	3/27/2015	3/10/2016	25,000,000.00	25,000,000.00	25,006,750.00	100.027000	SUNGD
Agency Note	Federal Home Loan Mortgage Corporation	FHLMC-99.994-DQ9-46	3137EADQ9	0.500	0.502	0.452	11/13/2015	5/13/2016	20,000,000.00	19,999,812.21	20,006,200.00	100.031000	SUNGD
Agency Note	Federal Home Loan Bank	FHLB-99.925-EJ4-86	3130A5EJ4	0.250	0.325	0.465	5/22/2015	5/18/2016	25,000,000.00	24,981,450.00	24,975,250.00	99.901000	SUNGD
Agency Note	Federal Home Loan Bank	FHLB-OT1215-100.00-FW4-80	3130A5FW4	0.400	0.400	0.546	6/2/2015	6/17/2016	25,000,000.00	25,000,000.00	24,994,250.00	99.977000	SUNGD
Agency Note	Federal Home Loan Bank	FHLB-99.991-P32-86	3130A3P32	0.430	0.435	0.585	7/1/2015	7/1/2016	25,000,000.00	24,998,660.98	25,005,000.00	100.020000	SUNGD
Agency Note	Federal National Mortgage Association	FNMA-99.679-YE7-07	3135G0YE7	0.625	0.730	0.737	7/19/2013	8/26/2016	25,000,000.00	24,919,750.00	24,997,000.00	99.988000	SUNGD
Agency Note	Federal Home Loan Bank	FHLB-99.813-T97-38	3130A2T97	0.500	0.589	0.827	8/13/2014	9/28/2016	25,000,000.00	24,953,250.00	24,953,750.00	99.815000	SUNGD
Agency Note	Federal Home Loan Bank	FHLB-QC0216-100.00-R74-38	3130A6R74	0.550	0.550	0.985	11/30/2015	11/25/2016	20,000,000.00	20,000,000.00	20,002,000.00	100.010000	SUNGD
Agency Note	Federal Farm Credit Bank	FFCB-99.973-X62-86	3133EE62	0.800	0.814	1.533	6/25/2015	6/16/2017	15,000,000.00	14,998,950.00	14,972,700.00	99.818000	SUNGD
Agency Note	Federal Home Loan Mortgage Corporation	FHLMC-99.922-DV8-07	3137EADV8	0.750	0.787	1.611	5/29/2015	7/14/2017	25,000,000.00	24,980,500.00	24,934,500.00	99.738000	SUNGD

POOLED INVESTMENTS AT NOVEMBER 30, 2015 - PORTFOLIO POSITION DETAIL

Agency Note	Federal Farm Credit Bank	FFCB-99.919-FE5-86	3133EEFE5	1.125	1.152	2.022	12/18/2014	12/18/2017	10,000,000.00	9,991,970.00	10,018,200.00	100.182000	SUNGD
Agency Note	Federal Home Loan Bank	FHLB-100.00-SW8-89	3130A6SW8	1.000	1.000	2.028	11/20/2015	12/19/2017	25,000,000.00	25,000,000.00	24,986,500.00	99.946000	SUNGD
Agency Note	Federal National Mortgage Association	FNMA-QC0613-100.00-TD5-82	3135G0TD5	1.000	1.000	2.053	12/31/2012	12/28/2017	10,000,000.00	10,000,000.00	10,000,800.00	100.008000	SUNGD
Agency Note	Federal Home Loan Mortgage Corporation	FHLMC-QC0815-99.920-2E2-82	3134G62E2	1.250	1.277	2.455	5/26/2015	5/25/2018	10,000,000.00	9,992,000.00	9,992,700.00	99.927000	SUNGD
Agency Note	Federal National Mortgage Association	FNMA-QC0516-100.00-H30-82	3135G0H30	1.450	1.450	2.927	11/23/2015	11/23/2018	10,000,000.00	10,000,000.00	10,000,000.00	100.000000	BOOK
Agency Note	Federal Home Loan Mortgage Corporation	FHLMC-QC0216-100.00-5H8-89	3134G85H8	1.400	1.400	2.938	11/30/2015	11/26/2018	10,000,000.00	10,000,000.00	9,995,500.00	99.955000	SUNGD
Agency Note	Federal National Mortgage Association	FNMA-99.851-G72-82	3135G0G72	1.125	1.174	2.981	11/3/2015	12/14/2018	25,000,000.00	24,962,750.00	24,846,750.00	99.387000	USERP
<b>Total</b>				Count 18	0.665	0.694	1.207			355,000,000.00	354,775,362.11	354,688,850.00	99.912352

AGENCY DISCOUNT NOTES	Issuer	Sec. Description	CUSIP	Coupon Rate	Yield to Maturity	Modified Duration	Purchase Date	Maturity Date	Current Par Value	Current Book Value	Market Value	Market Price	Price Source
Agency Discount Note	Federal Home Loan Mortgage Corporation	FHLMC-DN-99.945-QB2-05	31339QB2	0.120	0.120	0.011	6/23/2015	12/4/2015	25,000,000.00	24,986,333.33	24,999,750.00	99.999000	SUNGD
Agency Discount Note	Federal National Mortgage Association	FNMA-DN-99.895-SK2-07	313588SK2	0.150	0.150	0.164	5/22/2015	1/29/2016	25,000,000.00	24,973,750.00	24,995,250.00	99.981000	SUNGD
Agency Discount Note	Federal National Mortgage Association	FNMA-DN-99.867-SZ9-82	313588SZ9	0.180	0.180	0.203	5/22/2015	2/12/2016	25,000,000.00	24,966,750.00	24,989,750.00	99.959000	SUNGD
Agency Discount Note	Federal Home Loan Bank	FHLB-DN-99.835-TP4-49	313384TP4	0.240	0.240	0.241	6/24/2015	2/26/2016	23,000,000.00	22,962,126.67	22,988,960.00	99.952000	SUNGD
Agency Discount Note	Federal National Mortgage Association	FNMA-DN-99.822-VH5-41	313588VH5	0.300	0.301	0.356	9/8/2015	4/8/2016	25,000,000.00	24,955,625.00	24,972,250.00	99.889000	SUNGD
Agency Discount Note	Federal National Mortgage Association	FNMA-DN-99.776-VX0-48	313588VX0	0.240	0.241	0.394	5/22/2015	4/22/2016	25,000,000.00	24,944,000.00	24,969,250.00	99.877000	SUNGD
Agency Discount Note	Federal Farm Credit Bank	FFCB-DN-99.807-WK2-07	313312WK2	0.320	0.321	0.427	9/30/2015	5/4/2016	25,000,000.00	24,951,777.78	24,961,250.00	99.845000	SUNGD
Agency Discount Note	Federal National Mortgage Association	FNMA-DN-99.849-XR1-41	313588XR1	0.240	0.240	0.509	10/21/2015	6/3/2016	15,000,000.00	14,977,400.00	14,970,750.00	99.805000	SUNGD
Agency Discount Note	Federal National Mortgage Association	FNMA-DN-99.815-YV1-48	313588YV1	0.260	0.260	0.586	10/20/2015	7/1/2016	25,000,000.00	24,953,958.33	24,940,750.00	99.763000	SUNGD
Agency Discount Note	Federal Farm Credit Bank	FFCB-DN-99.725-B74-48	313312B74	0.340	0.341	0.701	10/26/2015	8/12/2016	25,000,000.00	24,931,291.67	24,925,500.00	99.702000	SUNGD
<b>Total</b>				Count 10	0.239	0.239	0.354			238,000,000.00	237,603,012.78	237,713,460.00	99.879605

SUPRANATIONALS	Issuer	Sec. Description	CUSIP	Coupon Rate	Yield to Maturity	Modified Duration	Purchase Date	Maturity Date	Current Par Value	Current Book Value	Market Value	Market Price	Price Source
Supranationals	Intl Bank of Reconstruction & Development	IBRD-99.951-DM2-05	459058DM2	0.500	0.522	0.460	11/16/2015	5/16/2016	20,000,000.00	19,997,814.22	19,999,600.00	99.998000	SUNGD
Supranationals	Intl Bank of Reconstruction & Development	IBRD-ST0915-100.00-SS4-07	45905USS4	0.500	0.500	2.515	9/12/2015	6/12/2018	10,000,000.00	10,000,000.00	9,999,500.00	99.995000	SUNGD
Supranationals	Inter-American Development Bank	IADB-99.888-CO9-89	4581X0CO9	1.125	1.163	2.708	8/28/2015	8/28/2018	25,000,000.00	24,972,000.00	24,802,500.00	99.210000	SUNGD
Supranationals	Intl Bank of Reconstruction & Development	IBRD-99.830-ERO-05	459058ERO	1.000	1.058	2.810	10/7/2015	10/5/2018	25,000,000.00	24,957,500.00	24,754,250.00	99.017000	SUNGD
<b>Total</b>				Count 4	0.851	0.887	2.154			80,000,000.00	79,927,314.22	79,555,850.00	99.444813

LOCAL AGENCY INVESTMENT FUND	Issuer	Sec. Description	CUSIP	Coupon Rate	Yield to Maturity	Modified Duration	Purchase Date	Maturity Date	Current Par Value	Current Book Value	Market Value	Market Price	Price Source
Local Agency Investment Fund	California State Pool	LOCAL AGENCY INVESTMENT FUND		0.320	0.320	0.003	3/31/2003	12/1/2015	49,957,933.99	49,957,933.99	49,957,933.99	100.000000	BOOK
<b>Total</b>				Count 1	0.320	0.320	0.003			49,957,933.99	49,957,933.99	49,957,933.99	100.000000

ASSET BACKED SECURITIES	Issuer	Sec. Description	CUSIP	Coupon Rate	Yield to Maturity	Modified Duration	Purchase Date	Maturity Date	Current Par Value	Current Book Value	Market Value	Market Price	Price Source
Asset Backed Security	Honda Auto Receivables Owners Trust	ABS-HAROT-99.992-AB1-27	43813JAB1	0.410	0.416	0.390	2/27/2014	8/22/2016	108,316.80	107,712.00	108,296.22	99.981000	USERP
Asset Backed Security	Toyota Auto Rec Owners Trust	ABS-TAOT-99.993-AB6-05	89190AAB6	0.510	0.515	0.624	10/15/2014	2/15/2017	2,057,909.68	2,057,604.18	2,057,604.18	99.985155	BOOK
Asset Backed Security	Volkswagen Auto Loan Enhanced Trust	ABS-VALET-99.998-AB5-27	92867RAB5	0.420	0.421	0.680	4/30/2014	3/20/2017	1,813,977.90	1,813,746.50	1,813,746.50	99.987244	BOOK
Asset Backed Security	BMW Vehicle Owners Trust	ABS-BMWOT-99.996-AB5-41	09658UAB5	0.530	0.533	0.735	10/15/2014	4/25/2017	1,746,832.92	1,746,663.92	1,746,663.92	99.990325	BOOK
Asset Backed Security	Honda Auto Receivables Owners Trust	ABS-HAROT-99.994-AB7-05	43814KAB7	0.700	0.704	0.790	1/28/2015	6/15/2017	4,243,803.85	4,243,542.85	4,243,542.85	99.993850	BOOK
Asset Backed Security	Toyota Auto Rec Owners Trust	ABS-TAOT-99.999-AB4-27	89236WAB4	0.710	0.711	0.831	3/4/2015	7/17/2017	4,596,912.76	4,596,865.26	4,596,865.26	99.998967	BOOK
Asset Backed Security	Honda Auto Receivables Owners Trust	ABS-HAROT-99.994-AB2-27	43813NAB2	0.690	0.695	0.889	5/20/2015	8/21/2017	14,000,000.00	13,999,161.40	13,999,161.40	99.994010	BOOK
Asset Backed Security	Toyota Auto Rec Owners Trust	ABS-TAOT-99.993-AB7-43	89237CAB7	0.770	0.775	0.997	6/17/2015	11/15/2017	6,500,000.00	6,499,561.90	6,492,135.00	99.879000	USERP
Asset Backed Security	Harley-Davidson Motorcycle Trust	ABS-HDMOT-99.993-AB4-43	41284AAB4	0.490	0.493	1.205	4/16/2014	4/15/2018	1,111,625.37	1,111,286.87	1,111,286.87	99.969549	BOOK
Asset Backed Security	Nissan Auto Receivables 2015-B	ABS-NAROT-99.992-AB4-43	65475WAB4	0.830	0.835	1.328	7/22/2015	7/16/2018	13,500,000.00	13,498,988.85	13,477,860.00	99.836000	USERP
Asset Backed Security	Nissan Auto Receivables 2015-C	ABS-NAROT-99.992-AB9-05	65478AAB9	0.870	0.875	1.493	10/14/2015	11/15/2018	10,000,000.00	9,999,237.00	9,979,200.00	99.792000	USERP
Asset Backed Security	Chase Issuance Trust	ABS-CHAIT-99.981-GJ7-27	161571GJ7	1.150	1.157	1.573	1/27/2014	1/15/2019	5,000,000.00	4,999,095.50	5,007,800.00	100.156000	USERP
Asset Backed Security	Chase Issuance Trust	ABS-CHAIT-100.00-GW8-27	161571GW8	0.447	0.447	1.665	4/29/2015	4/15/2019	10,000,000.00	10,000,000.00	9,986,300.00	99.863000	USERP
Asset Backed Security	Chase Issuance Trust	ABS-CHAIT-99.972-HA5-27	161571HA5	1.620	1.631	2.302	7/29/2015	7/15/2020	8,500,000.00	8,497,679.50	8,517,680.00	100.208000	USERP
<b>Total</b>				Count 14	0.819	0.824	1.301			83,179,379.28	83,171,145.73	83,138,142.20	99.950424

POOLED INVESTMENTS AT NOVEMBER 30, 2015 - PORTFOLIO POSITION DETAIL

REPURCHASE AGREEMENT													
	Issuer	Sec. Description	CUSIP	Coupon Rate	Yield to Maturity	Modified Duration	Purchase Date	Maturity Date	Current Par Value	Current Book Value	Market Value	Market Price	Price Source
Repurchase Agreement	Overnight Repo	REPURCHASE AGREEMENT		0.110	0.110	0.003	11/30/2015	12/1/2015	30,000,000.00	30,000,000.00	30,000,000.00	100.000000	BOOK
		Total	Count 1	0.110	0.110	0.003			30,000,000.00	30,000,000.00	30,000,000.00	100.000000	
COMMERCIAL PAPER													
	Issuer	Sec. Description	CUSIP	Coupon Rate	Yield to Maturity	Modified Duration	Purchase Date	Maturity Date	Current Par Value	Current Book Value	Market Value	Market Price	Price Source
Commercial Paper	Toyota Motor Credit Corp.	CP-TOYCC-99.610-G18-24	89233GG18	0.570	0.572	0.586	10/29/2015	7/1/2016	25,000,000.00	24,902,625.00	24,929,000.00	99.716000	SUNGD
		Total	Count 1	0.570	0.572	0.586			25,000,000.00	24,902,625.00	24,929,000.00	99.716000	
NEGOTIABLE CD													
	Issuer	Sec. Description	CUSIP	Coupon Rate	Yield to Maturity	Modified Duration	Purchase Date	Maturity Date	Current Par Value	Current Book Value	Market Value	Market Price	Price Source
Negotiable CD	Wells Fargo Bank NA	FCD-WFC-100.00-JE9-86	94988EJE9	0.413	0.413	0.086	8/31/2015	3/24/2016	25,000,000.00	25,000,000.00	25,013,789.39	100.055158	SUNGD
Negotiable CD	Skandi Enskilda Bank NY	CD-SEBNY-100.00-6G6-22	83051H6G6	0.540	0.540	0.586	9/21/2015	7/1/2016	25,000,000.00	25,000,000.00	25,011,784.88	100.047140	SUNGD
Negotiable CD	Toronto-Dominion Bank NY	CD-TDNY-100.00-A48-89	89113EA48	0.600	0.600	0.586	9/22/2015	7/1/2016	25,000,000.00	25,000,000.00	25,020,670.42	100.082682	SUNGD
Negotiable CD	Bank of Nova Scotia U.S.	CD-BNSHOU-100.00-AV0-41	06417GAV0	0.540	0.540	0.586	11/12/2015	7/1/2016	25,000,000.00	25,000,000.00	25,011,838.06	100.047352	SUNGD
Negotiable CD	Svenska Handelsbanken NY	CD-SVSNY-100.003-G55-41	86958DG55	0.590	0.585	0.586	11/18/2015	7/1/2016	25,000,000.00	25,000,781.85	25,019,253.35	100.077013	SUNGD
		Total	Count 5	0.537	0.536	0.486			125,000,000.00	125,000,781.85	125,077,336.10	100.061869	
CORPORATE MTN/BONDS													
	Issuer	Sec. Description	CUSIP	Coupon Rate	Yield to Maturity	Modified Duration	Purchase Date	Maturity Date	Current Par Value	Current Book Value	Market Value	Market Price	Price Source
Medium Term Note	General Electric Capital Corp.	FRN-GE-100.00-7E8-43	36962G7E8	0.551	0.551	0.123	1/14/2014	1/14/2016	5,000,000.00	5,000,000.00	5,000,250.00	100.005000	SUNGD
Medium Term Note	John Deere Capital Corp.	MTN-DE-99.894-RZ4-27	24422ERZ4	0.750	0.786	0.145	7/22/2015	1/22/2016	3,000,000.00	2,999,465.16	3,001,710.00	100.057000	SUNGD
Medium Term Note	JP Morgan Chase & Co.	MTN-JPM-99.879-JU4-27	46623EJU4	1.125	1.166	0.241	8/26/2015	2/26/2016	5,000,000.00	4,998,983.38	5,004,150.00	100.083000	SUNGD
Medium Term Note	Wells Fargo Bank NA	FRN-WFC-100.000-2K2-86	94988J2K2	0.479	0.479	0.006	9/2/2015	6/2/2016	10,000,000.00	10,000,000.00	10,000,200.00	100.002000	SUNGD
Medium Term Note	US Bank N.A.	FRN-USB-100.00-MD2-07	90331HMD2	0.552	0.552	1.164	1/30/2014	1/30/2017	15,000,000.00	15,000,000.00	15,000,600.00	100.004000	SUNGD
Medium Term Note	Apple Inc.	MTN-AAPL-99.931-BB5-27	037833BB5	0.900	0.935	1.443	5/13/2015	5/12/2017	5,000,000.00	4,996,550.00	4,998,450.00	99.969000	SUNGD
Medium Term Note	PepsiCo Inc.	FRN-PEP-100.000-CV8-27	713448CV8	0.565	0.565	1.623	7/17/2015	7/17/2017	10,000,000.00	10,000,000.00	9,998,400.00	99.984000	SUNGD
Medium Term Note	Home Depot Inc.	FRN-HD-100.00-BJ0-05	437076BJ0	0.707	0.707	1.779	9/15/2015	9/15/2017	5,000,000.00	5,000,000.00	5,015,800.00	100.316000	SUNGD
Medium Term Note	PepsiCo Inc.	MTN-PEP-99.789-DB1-05	713448DB1	1.000	1.107	1.855	10/14/2015	10/13/2017	5,000,000.00	4,989,450.00	4,982,000.00	99.640000	SUNGD
Medium Term Note	Oracle Corp.	MTN-ORCL-99.625-AN5-27	68389XAN5	1.200	1.312	1.857	5/8/2014	10/15/2017	10,000,000.00	9,962,500.00	10,025,000.00	100.250000	SUNGD
Medium Term Note	Johnson & Johnson	MTN-JNJ-99.921-BL7-05	478160BL7	1.125	1.152	1.958	11/21/2014	11/21/2017	5,000,000.00	4,996,050.00	5,010,800.00	100.216000	SUNGD
Medium Term Note	Berkshire Hathaway Fin	FRN-BRK-100.00-CD1-86	084664CD1	0.621	0.621	2.104	1/15/2015	1/12/2018	7,000,000.00	7,000,000.00	6,991,390.00	99.877000	SUNGD
Medium Term Note	International Business Machines Corp.	MTN-IBM-99.542-HK0-41	459200HK0	1.250	1.345	2.158	2/8/2013	2/8/2018	5,000,000.00	4,977,100.00	4,987,750.00	99.755000	SUNGD
Medium Term Note	Wal-Mart Stores Inc.	MTN-WMT-99.642-DF7-86	931142DF7	1.125	1.253	2.336	6/8/2015	4/11/2018	10,000,000.00	9,964,290.00	9,982,000.00	99.820000	SUNGD
Medium Term Note	Texas Instruments Inc.	MTN-TXN-99.070-AV6-27	882508AV6	1.000	1.193	2.395	5/8/2013	5/1/2018	5,000,000.00	4,953,500.00	4,931,600.00	98.632000	SUNGD
Medium Term Note	Apple Inc.	MTN-AAPL-98.252-AJ9-27	037833AJ9	1.000	1.461	2.400	6/4/2014	5/3/2018	10,000,000.00	9,825,200.00	9,943,800.00	99.438000	SUNGD
Medium Term Note	Merck & Co Inc.	MTN-MRK-99.769-AGO-27	58933YAGO	1.300	1.348	2.435	5/20/2013	5/18/2018	5,000,000.00	4,988,450.00	4,999,450.00	99.989000	SUNGD
Medium Term Note	Cisco Systems Inc.	MTN-CSCO-99.983-AU6-86	17275RAU6	1.650	1.656	2.481	6/17/2015	6/15/2018	5,000,000.00	4,999,150.00	5,030,400.00	100.608000	SUNGD
Medium Term Note	The Walt Disney Co.	MTN-DIS-99.915-DD5-27	25468PDD5	1.500	1.529	2.742	9/17/2015	9/17/2018	6,000,000.00	5,994,900.00	6,035,340.00	100.589000	SUNGD
Medium Term Note	Microsoft Corp.	MTN-MSFT-99.900-BF0-27	594918BF0	1.300	1.334	2.877	11/3/2015	11/3/2018	10,000,000.00	9,990,000.00	9,990,000.00	99.900000	BOOK
Medium Term Note	Cisco Systems Inc.	FRN-CSCO-100.00-AQ5-82	17275RAQ5	0.824	0.824	3.210	3/3/2014	3/1/2019	5,000,000.00	5,000,000.00	5,003,200.00	100.064000	SUNGD
		Total	Count 21	0.943	1.014	1.783			146,000,000.00	145,635,588.54	145,932,290.00	99.953623	
Grand Total									1,982,137,313.27	1,980,518,267.13	1,979,155,924.79		



## GLOSSARY OF INVESTMENT TERMS

**ASSET BACKED SECURITIES:** Securities, such as bonds or notes, collateralized by receivables such as credit card or auto loans.

**BOOK VALUE:** The original cost of the investment, plus accrued interest and amortization of any premium or discount.

**CERTIFICATE OF DEPOSIT (CD or NCD):** A deposit of funds at a bank for a specified period of time that earns interest at a specified rate. Commonly known as "CDs" or "negotiable CDs."

**COUPON:** The annual rate at which a bond pays interest.

**CUSIP:** The number identifying all stocks and registered bonds, using the Committee on Uniform Securities Identification Procedures (CUSIP).

**DURATION:** The weighted average time to maturity of a bond where the weights are the present values of future cash flows. Duration measures the price sensitivity of a bond to changes in interest rates.

**LOCAL AGENCY INVESTMENT FUND (LAIF):** An investment pool sponsored by the State of California and administered/managed by the State Treasurer's Office. Local government units, with consent of the local governing body of that agency, may voluntarily deposit surplus funds for the purpose of investment.

**MARKET VALUE:** The price at which a security is trading and could presumably be purchased or sold.

**MATURITY:** The date upon which the principal or stated value of an investment becomes due and payable.

**PAR VALUE:** The amount of principal which must be paid at maturity. Also referred to as the face amount of a bond, normally quoted in \$1.000 increments per bond.

**REPURCHASE AGREEMENT (RP OR REPO):** The purchase of securities, on a temporary basis, with the seller's simultaneous agreement to repurchase the securities at a later date at a specified price that includes interest for the buyer's holding period. In essence, this is a collateralized investment whereby the security "buyer" lends the "seller" money for the period of the agreement.

**SUPRANATIONAL:** An entity formed by two or more central governments through international treaties, for the purpose of promoting economic development for member countries. Two examples of supranational institutions are the International Bank for Reconstruction and Development (World Bank) and the Inter-American Development Bank.

**U. S. GOVERNMENT AGENCY SECURITIES:** Debt securities issued by U. S. Government sponsored enterprises and federally related institutions. These government agencies include: Federal Home Loan Banks (FHLB); Federal Home Loan Mortgage Corporation (FHLMC, or "Freddie Mac"); Federal National Mortgage Association (FNMA, or "Fannie Mae"); Federal Farm Credit Banks (FFCB); and Tennessee Valley Authority (TVA).

**U. S. TREASURY SECURITIES:** Securities issued by the U. S. Treasury and backed by the full faith and credit of the United States. Treasuries are considered to have no credit risk, and are the benchmark for interest rates on all other securities in the U.S. and overseas. The Treasury issues both discounted securities and fixed coupon notes and bonds.

**WEIGHTED AVERAGE DAYS TO MATURITY:** The weighted average of the remaining term to maturity of all of the assets in an investment pool or securities portfolio, as expressed in days.

**YIELD:** The rate of annual income return on an investment, expressed as a percentage.

(a) **EARNED INCOME YIELD** is the annual income from an investment divided by the current market value.

(b) **YIELD TO MATURITY** is the rate of return earned on an investment considering all cash flows and timing factors: interest earnings, discounts, and premiums above par.

For additional glossary terms, previous Investment Reports, and City Investment Policy, please visit the Office of the City Treasurer's website at: <http://www.sandiego.gov/treasurer/investments/>