

POOLED INVESTMENTS AT DECEMBER 31, 2015 - SUMMARY & STATISTICS

City of San Diego
Office of the City Treasurer



ASSET ALLOCATION

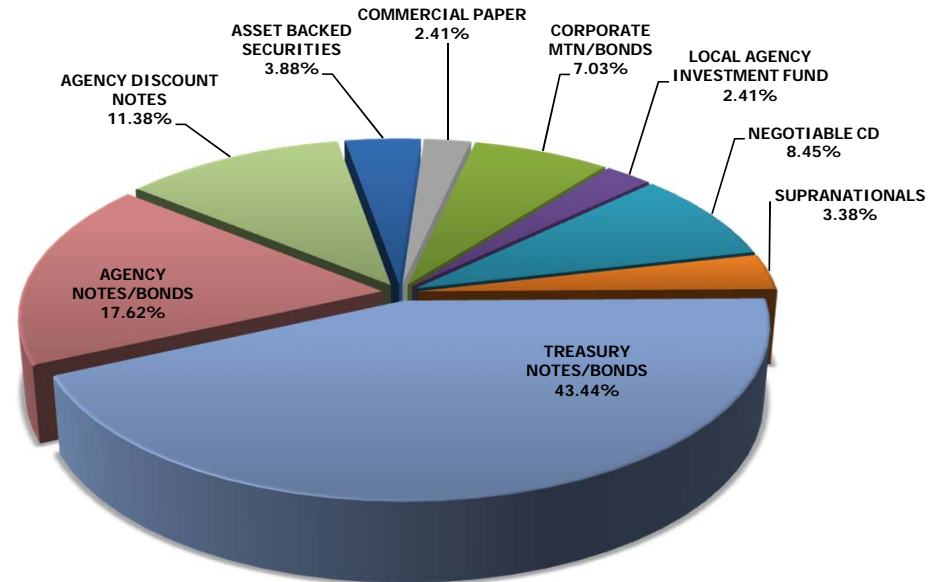
Assets (000's)	Current Par Value	Current Book Value	Market Value	Mkt/Book	Yield to Maturity
ASSET BACKED SECURITIES	80,335	80,327	80,192	99.83%	0.85%
COMMERCIAL PAPER	50,000	49,805	49,838	100.07%	0.67%
CORPORATE MTN/BONDS	146,000	145,636	145,716	100.06%	1.03%
LOCAL AGENCY INVESTMENT FUND	49,958	49,958	49,958	100.00%	0.32%
NEGOTIABLE CD	175,000	175,001	175,018	100.01%	0.64%
SUPRANATIONALS	70,000	69,927	69,485	99.37%	0.94%
TREASURY NOTES/BONDS	900,000	899,429	896,789	99.71%	0.85%
AGENCY NOTES/BONDS	365,000	364,750	364,254	99.86%	0.76%
AGENCY DISCOUNT NOTES	236,000	235,543	235,651	100.05%	0.29%
Totals (000's):	2,072,293	2,070,377	2,066,902	99.83%	0.75%

Portfolio Breakdown & Statistics

	Liquidity	Core
Portfolio Size	\$668,285,436	\$1,402,091,079
% of total pool	32.28%	67.72%
Portfolio Duration*	0.37	1.65
Index Duration*	0.36	1.87
% of index	102.25%	88.48%
Weighted Average Days to Maturity	138	678
Earned Income Yield	0.419%	0.877%

* Macaulay's Duration for fund 9997 and Effective Duration for fund 9998.

Note: These figures do not include the effects of trades settling over month-end. After the trades settle, Core duration increases to 1.668.



Pooled Portfolio Composition by Book Value

POOLED INVESTMENTS AT DECEMBER 31, 2015 - MATURITY DISTRIBUTION

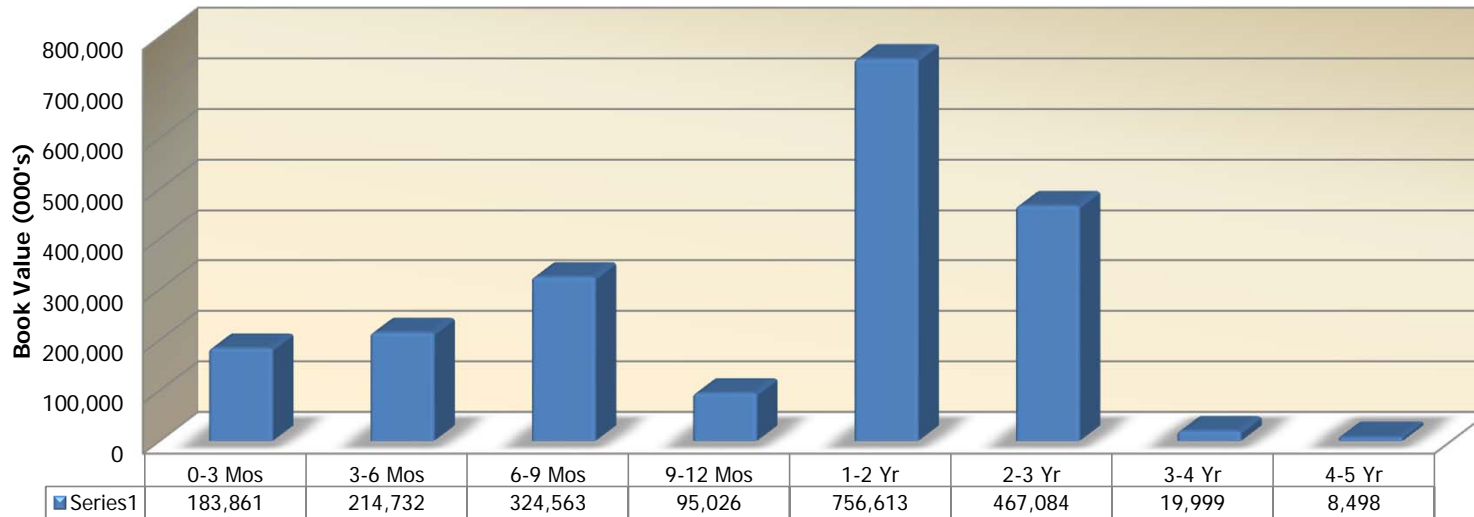
City of San Diego
Office of the City Treasurer



MATURITY DISTRIBUTION

Current Book Value (000's)	0-3 Mos	3-6 Mos	6-9 Mos	9-12 Mos	1-2 Yr	2-3 Yr	3-4 Yr	4-5 Yr	Totals (000's)
ASSET BACKED SECURITIES					32,392	24,438	14,999	8,498	80,327
COMMERCIAL PAPER			49,805						49,805
CORPORATE MTN/BONDS	12,998	10,000			54,945	62,693	5,000		145,636
LOCAL AGENCY INVESTMENT FUND	49,958								49,958
NEGOTIABLE CD	25,000		150,001						175,001
SUPRANATIONALS		19,998				49,930			69,927
TREASURY NOTES/BONDS				75,026	549,333	275,070			899,429
AGENCY NOTES/BONDS	25,000	69,981	74,872	20,000	119,943	54,955			364,750
AGENCY DISCOUNT NOTES	70,905	114,753	49,885						235,543
Totals (000's):	183,861	214,732	324,563	95,026	756,613	467,084	19,999	8,498	2,070,377
% of Portfolio	8.88%	10.37%	15.68%	4.59%	36.54%	22.56%	0.97%	0.41%	100.00%

Maturity Distribution
December 31, 2015

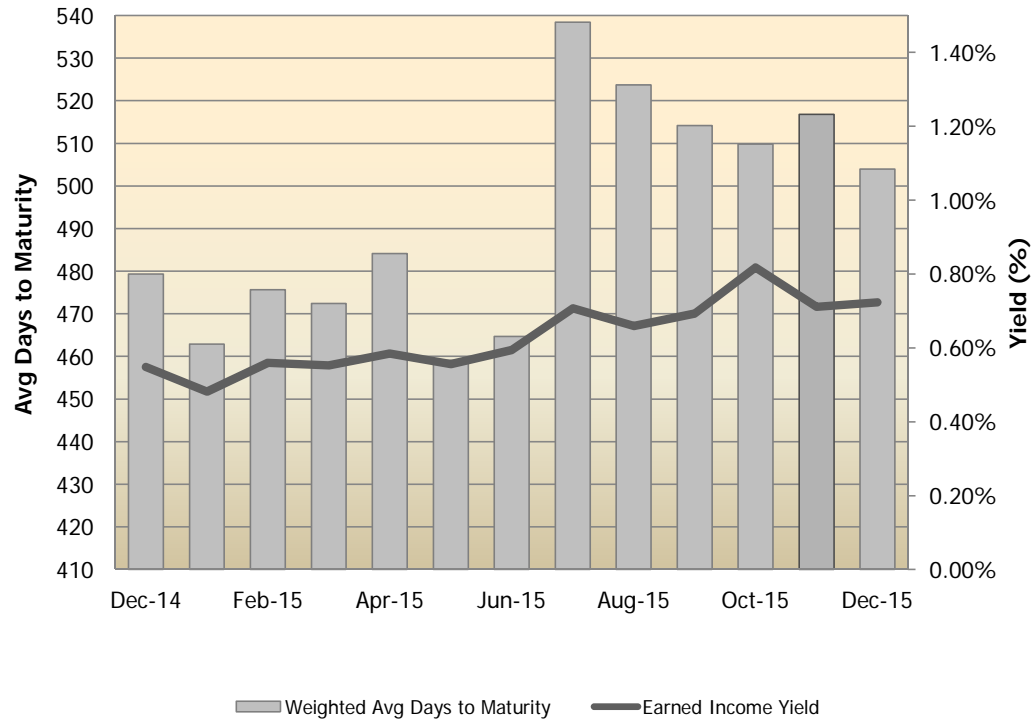




PORTFOLIO - EARNED INCOME YIELD

Month	Earned Income Yield	Weighted Avg Days to Maturity
Dec-14	0.55%	479.30
Jan-15	0.48%	462.87
Feb-15	0.56%	475.64
Mar-15	0.55%	472.39
Apr-15	0.59%	484.16
May-15	0.56%	459.03
Jun-15	0.59%	464.69
Jul-15	0.71%	538.44
Aug-15	0.66%	523.73
Sep-15	0.69%	514.17
Oct-15	0.82%	509.83
Nov-15	0.71%	516.77
Dec-15	0.72%	503.92

Yield and Weighted Average Days to Maturity Trends



POOLED INVESTMENTS AT DECEMBER 31, 2015 - PORTFOLIO POSITION DETAIL

TREASURY NOTES/BONDS	Issuer	Sec. Description	CUSIP	Coupon Rate	Yield to Maturity	Modified Duration	Purchase Date	Maturity Date	Current Par Value	Current Book Value	Market Value	Market Price	Price Source
US Treasury Note	US Treasury	TN-100.226-WF3-27	912828WF3	0.625	0.548	0.871	12/2/2013	11/15/2016	25,000,000.00	25,056,640.63	24,966,750.00	99.867000	SUNGD
US Treasury Note	US Treasury	TN-99.992-G46-38	912828G46	0.500	0.504	0.915	12/1/2014	11/30/2016	25,000,000.00	24,998,046.88	24,933,500.00	99.734000	SUNGD
US Treasury Note	US Treasury	TN-99.886-H29-07	912828H29	0.625	0.682	0.998	12/31/2014	12/31/2016	25,000,000.00	24,971,679.69	24,958,000.00	99.832000	SUNGD
US Treasury Note	US Treasury	TN-100.097-A91-26	912828A91	0.750	0.717	1.033	1/31/2014	1/15/2017	25,000,000.00	25,024,414.06	24,977,500.00	99.910000	SUNGD
US Treasury Note	US Treasury	TN-100.03-H78-48	912828H78	0.500	0.484	1.080	2/2/2015	1/31/2017	25,000,000.00	25,007,812.50	24,908,250.00	99.633000	SUNGD
US Treasury Note	US Treasury	TN-99.875-B74-48	912828B74	0.625	0.668	1.118	2/28/2014	2/15/2017	25,000,000.00	24,968,750.00	24,936,500.00	99.746000	SUNGD
US Treasury Note	US Treasury	TN-99.722-J35-82	912828J35	0.500	0.640	1.155	3/2/2015	2/28/2017	25,000,000.00	24,930,664.06	24,899,500.00	99.598000	SUNGD
US Treasury Note	US Treasury	TN-99.593-C32-43	912828C32	0.750	0.888	1.200	3/20/2014	3/15/2017	25,000,000.00	24,898,437.50	24,963,750.00	99.855000	SUNGD
US Treasury Note	US Treasury	TN-99.875-J92-86	912828J92	0.500	0.563	1.250	3/31/2015	3/31/2017	25,000,000.00	24,968,750.00	24,885,750.00	99.543000	SUNGD
US Treasury Note	US Treasury	TN-99.882-C73-07	912828C73	0.875	0.915	1.282	4/24/2014	4/15/2017	25,000,000.00	24,970,703.13	24,994,250.00	99.977000	SUNGD
US Treasury Note	US Treasury	TN-100.289-WH9-82	912828WH9	0.875	0.777	1.366	5/23/2014	5/15/2017	25,000,000.00	25,072,265.63	24,984,500.00	99.938000	SUNGD
US Treasury Note	US Treasury	TN-100.023-SY7-41	912828SY7	0.625	0.613	1.412	6/1/2015	5/31/2017	25,000,000.00	25,005,859.38	24,889,750.00	99.559000	SUNGD
US Treasury Note	US Treasury	TN-99.925-WP1-26	912828WP1	0.875	0.900	1.449	6/16/2014	6/15/2017	25,000,000.00	24,981,445.31	24,972,750.00	99.891000	SUNGD
US Treasury Note	US Treasury	TN-99.957-XJ4-05	912828XJ4	0.625	0.647	1.495	6/30/2015	6/30/2017	25,000,000.00	24,989,257.81	24,874,000.00	99.496000	SUNGD
US Treasury Note	US Treasury	TN-99.570-WT3-86	912828WT3	0.875	1.023	1.526	8/1/2014	7/15/2017	25,000,000.00	24,892,578.13	24,958,000.00	99.832000	SUNGD
US Treasury Note	US Treasury	TN-99.789-XP0-89	912828XP0	0.625	0.731	1.574	7/31/2015	7/31/2017	25,000,000.00	24,947,265.63	24,860,250.00	99.441000	SUNGD
US Treasury Note	US Treasury	TN-99.898-TM2-43	912828TM2	0.625	0.676	1.657	8/31/2015	8/31/2017	25,000,000.00	24,974,609.38	24,839,750.00	99.359000	USERP
US Treasury Note	US Treasury	TN-99.824-D98-86	912828D98	1.000	1.060	1.691	9/30/2014	9/15/2017	25,000,000.00	24,956,054.69	24,985,250.00	99.941000	SUNGD
US Treasury Note	US Treasury	TN-99.937-TS9-43	912828TS9	0.625	0.657	1.741	9/30/2015	9/30/2017	25,000,000.00	24,984,375.00	24,827,250.00	99.309000	SUNGD
US Treasury Note	US Treasury	TN-99.859-F54-48	912828F54	0.875	0.923	1.776	10/31/2014	10/15/2017	25,000,000.00	24,964,843.75	24,924,750.00	99.699000	SUNGD
US Treasury Note	US Treasury	TN-99.931-TW0-27	912828TW0	0.750	0.785	1.822	11/5/2015	10/31/2017	25,000,000.00	24,985,354.01	24,867,250.00	99.469000	SUNGD
US Treasury Note	US Treasury	TN-99.937-G20-86	912828G20	0.875	0.896	1.859	12/1/2014	11/15/2017	25,000,000.00	24,984,375.00	24,913,000.00	99.652000	SUNGD
US Treasury Note	US Treasury	TN-99.906-M72-27	912828M72	0.875	0.922	1.904	11/30/2015	11/30/2017	25,000,000.00	24,976,562.50	24,927,750.00	99.711000	USERP
US Treasury Note	US Treasury	TN-99.585-G79-41	912828G79	1.000	1.142	1.941	12/24/2014	12/15/2017	25,000,000.00	24,896,484.38	24,965,750.00	99.863000	SUNGD
US Treasury Note	US Treasury	TN-99.808-N55-05	912828N55	1.000	1.097	1.985	12/31/2015	12/31/2017	25,000,000.00	24,952,148.44	24,968,750.00	99.875000	SUNGD
US Treasury Note	US Treasury	TN-100.30-H37-07	912828H37	0.875	0.772	2.017	1/30/2015	1/15/2018	25,000,000.00	25,075,195.31	24,886,750.00	99.547000	SUNGD
US Treasury Note	US Treasury	TN-99.929-H94-49	912828H94	1.000	1.024	2.097	2/27/2015	2/15/2018	25,000,000.00	24,982,421.88	24,922,000.00	99.688000	SUNGD
US Treasury Note	US Treasury	TN-100.292-J68-38	912828J68	1.000	0.899	2.181	4/1/2015	3/15/2018	25,000,000.00	25,073,242.19	24,913,000.00	99.652000	SUNGD
US Treasury Note	US Treasury	TN-100.187-XA3-49	912828XA3	1.000	0.935	2.347	6/1/2015	5/15/2018	25,000,000.00	25,046,875.00	24,876,000.00	99.504000	SUNGD
US Treasury Note	US Treasury	TN-100.367-XF2-05	912828XF2	1.125	0.999	2.428	6/30/2015	6/15/2018	25,000,000.00	25,091,796.88	24,941,500.00	99.766000	SUNGD
US Treasury Note	US Treasury	TN-99.445-XK1-27	912828XK1	0.875	1.066	2.506	7/31/2015	7/15/2018	25,000,000.00	24,870,839.00	24,774,500.00	99.098000	SUNGD
US Treasury Note	US Treasury	TN-99.976-K82-41	912828K82	1.000	1.008	2.585	8/28/2015	8/15/2018	25,000,000.00	25,002,972.15	24,838,000.00	99.352000	SUNGD
US Treasury Note	US Treasury	TN-100.25-L40-89	912828L40	1.000	0.914	2.669	10/1/2015	9/15/2018	25,000,000.00	25,073,489.01	24,822,250.00	99.289000	SUNGD
US Treasury Note	US Treasury	TN-99.558-L81-05	912828L81	0.875	1.027	2.756	10/30/2015	10/15/2018	25,000,000.00	24,898,613.60	24,724,500.00	98.898000	SUNGD
US Treasury Note	US Treasury	TN-100.000-M64-49	912828M64	1.250	1.250	2.826	11/27/2015	11/15/2018	25,000,000.00	25,010,302.20	24,961,000.00	99.844000	SUNGD
US Treasury Note	US Treasury	TN-99.765-N22-86	912828N22	1.250	1.330	2.909	12/18/2015	12/15/2018	25,000,000.00	24,943,967.73	24,947,250.00	99.789000	SUNGD
		Total	Count 36	0.823	0.852	1.762			900,000,000.00	899,429,092.44	896,789,250.00	99.643250	

AGENCY NOTES/BONDS	Issuer	Sec. Description	CUSIP	Coupon Rate	Yield to Maturity	Modified Duration	Purchase Date	Maturity Date	Current Par Value	Current Book Value	Market Value	Market Price	Price Source
Agency Note	Federal Home Loan Bank	FHLB-100.00-ME9-86	3130A4ME9	0.330	0.330	0.192	3/27/2015	3/10/2016	25,000,000.00	25,000,000.00	25,000,250.00	100.001000	SUNGD
Agency Note	Federal Home Loan Mortgage Corporation	FHLMC-99.994-DQ9-46	3137EADQ9	0.500	0.502	0.367	11/13/2015	5/13/2016	20,000,000.00	19,999,812.21	20,001,800.00	100.009000	SUNGD
Agency Note	Federal Home Loan Bank	FHLB-99.925-EJ4-86	3130A5EJ4	0.250	0.325	0.381	5/22/2015	5/18/2016	25,000,000.00	24,981,450.00	24,976,250.00	99.905000	SUNGD
Agency Note	Federal Home Loan Bank	FHLB-OT1215-100.00-FW4-80	3130A5FW4	0.400	0.400	0.463	6/2/2015	6/17/2016	25,000,000.00	25,000,000.00	24,976,750.00	99.907000	SUNGD
Agency Note	Federal Home Loan Bank	FHLB-99.991-P32-86	3130A3P32	0.430	0.435	0.502	7/1/2015	7/1/2016	25,000,000.00	24,998,660.98	24,993,500.00	99.974000	SUNGD
Agency Note	Federal National Mortgage Association	FNMA-99.679-YE7-07	3135G0YE7	0.625	0.730	0.651	7/19/2013	8/26/2016	25,000,000.00	24,919,750.00	25,001,250.00	100.005000	SUNGD
Agency Note	Federal Home Loan Bank	FHLB-99.813-T97-38	3130A2T97	0.500	0.589	0.740	8/13/2014	9/28/2016	25,000,000.00	24,953,250.00	24,956,000.00	99.824000	SUNGD
Agency Note	Federal Home Loan Bank	FHLB-QC0216-100.00-R74-38	3130A6R74	0.550	0.550	0.899	11/30/2015	11/25/2016	20,000,000.00	20,000,000.00	19,973,000.00	99.865000	SUNGD
Agency Note	Federal Farm Credit Bank	FFCB-99.973-X62-86	3133EE62	0.800	0.814	1.452	6/25/2015	6/16/2017	15,000,000.00	14,995,950.00	14,954,850.00	99.699000	SUNGD
Agency Note	Federal Home Loan Mortgage Corporation	FHLMC-99.922-DV8-07	3137EADV8	0.750	0.787	1.525	5/29/2015	7/14/2017	25,000,000.00	24,980,500.00	24,864,250.00	99.457000	SUNGD
Agency Note	Federal Home Loan Mortgage Corporation	FHLMC-99.897-DX4-89	3137EADX4	1.000	1.052	1.941	12/11/2015	12/15/2017	25,000,000.00	24,974,250.00	24,933,250.00	99.733000	SUNGD

POOLED INVESTMENTS AT DECEMBER 31, 2015 - PORTFOLIO POSITION DETAIL

Agency Note	Federal Farm Credit Bank	FFCB-99.919-FE5-86	3133EEFE5	1.125	1.152	1.947	12/18/2014	12/18/2017	10,000,000.00	9,991,970.00	9,996,500.00	99.965000	SUNGD
Agency Note	Federal Home Loan Mortgage Corporation	FHLMC-OC0318-100.00-C72-27	3134G8C72	1.125	1.125	1.947	12/18/2015	12/18/2017	10,000,000.00	10,000,000.00	9,988,800.00	99.888000	USERP
Agency Note	Federal Home Loan Bank	FHLB-100.00-SW8-89	3130A6SW8	1.000	1.000	1.952	11/20/2015	12/19/2017	25,000,000.00	25,000,000.00	24,937,750.00	99.751000	SUNGD
Agency Note	Federal National Mortgage Association	FNMA-QC0613-100.00-TD5-82	3135G0TD5	1.000	1.000	1.977	12/31/2012	12/28/2017	10,000,000.00	10,000,000.00	9,957,400.00	99.574000	SUNGD
Agency Note	Federal Home Loan Mortgage Corporation	FHLMC-OC0815-99.920-2E2-82	3134G6E2E	1.250	1.277	2.369	5/26/2015	5/25/2018	10,000,000.00	9,992,000.00	9,973,700.00	99.737000	SUNGD
Agency Note	Federal National Mortgage Association	FNMA-QC0516-100.00-H30-82	3135G0H30	1.450	1.450	2.841	11/23/2015	11/23/2018	10,000,000.00	10,000,000.00	10,000,000.00	100.000000	BOOK
Agency Note	Federal Home Loan Mortgage Corporation	FHLMC-OC0216-100.00-5H8-89	3134G85H8	1.400	1.400	2.852	11/30/2015	11/26/2018	10,000,000.00	10,000,000.00	9,977,300.00	99.773000	SUNGD
Agency Note	Federal National Mortgage Association	FNMA-99.851-G72-82	3135G0G72	1.125	1.174	2.911	11/3/2015	12/14/2018	25,000,000.00	24,962,750.00	24,791,750.00	99.167000	USERP
Total				Count 19	0.731	0.761	1.282			365,000,000.00	364,750,343.19	364,254,350.00	99.795712

AGENCY DISCOUNT NOTES	Issuer	Sec. Description	CUSIP	Coupon Rate	Yield to Maturity	Modified Duration	Purchase Date	Maturity Date	Current Par Value	Current Book Value	Market Value	Market Price	Price Source
Agency Discount Note	Federal National Mortgage Association	FNMA-DN-99.895-SK2-07	313588SK2	0.150	0.150	0.079	5/22/2015	1/29/2016	23,000,000.00	22,975,850.00	22,997,700.00	99.990000	SUNGD
Agency Discount Note	Federal National Mortgage Association	FNMA-DN-99.867-SZ9-82	313588SZ9	0.180	0.180	0.118	5/22/2015	2/12/2016	25,000,000.00	24,966,750.00	24,993,250.00	99.973000	SUNGD
Agency Discount Note	Federal Home Loan Bank	FHLB-DN-99.835-TP4-49	313384TP4	0.240	0.240	0.156	6/24/2015	2/26/2016	23,000,000.00	22,962,126.67	22,991,490.00	99.963000	SUNGD
Agency Discount Note	Federal National Mortgage Association	FNMA-DN-99.822-VH5-41	313588VH5	0.300	0.301	0.271	9/8/2015	4/8/2016	25,000,000.00	24,955,625.00	24,977,000.00	99.908000	SUNGD
Agency Discount Note	Federal National Mortgage Association	FNMA-DN-99.776-VX0-48	313588VX0	0.240	0.241	0.309	5/22/2015	4/22/2016	25,000,000.00	24,944,000.00	24,973,500.00	99.894000	SUNGD
Agency Discount Note	Federal Farm Credit Bank	FFCB-DN-99.807-WK2-07	313312WK2	0.320	0.321	0.342	9/30/2015	5/4/2016	25,000,000.00	24,951,777.78	24,964,750.00	99.859000	SUNGD
Agency Discount Note	Federal National Mortgage Association	FNMA-DN-99.849-XR1-41	313588XR1	0.240	0.240	0.424	10/21/2015	6/3/2016	15,000,000.00	14,977,400.00	14,970,450.00	99.803000	SUNGD
Agency Discount Note	Federal Farm Credit Bank	FFCB-DN-99.698-YJ3-22	313312YJ3	0.600	0.602	0.471	12/22/2015	6/20/2016	25,000,000.00	24,924,583.33	24,945,250.00	99.781000	SUNGD
Agency Discount Note	Federal National Mortgage Association	FNMA-DN-99.815-VV1-48	313588VV1	0.260	0.260	0.501	10/20/2015	7/1/2016	25,000,000.00	24,953,958.33	24,928,000.00	99.712000	SUNGD
Agency Discount Note	Federal Farm Credit Bank	FFCB-DN-99.725-B74-48	313312B74	0.340	0.341	0.616	10/26/2015	8/12/2016	25,000,000.00	24,931,291.67	24,909,500.00	99.638000	SUNGD
Total				Count 10	0.290	0.291	0.328			236,000,000.00	235,543,362.78	235,650,890.00	99.852072

SUPRANATIONALS	Issuer	Sec. Description	CUSIP	Coupon Rate	Yield to Maturity	Modified Duration	Purchase Date	Maturity Date	Current Par Value	Current Book Value	Market Value	Market Price	Price Source
Supranationals	Intl Bank of Reconstruction & Development	IBRD-99.951-DM2-05	459058DM2	0.500	0.522	0.375	11/16/2015	5/16/2016	20,000,000.00	19,997,814.22	20,003,600.00	100.018000	SUNGD
Supranationals	Inter-American Development Bank	IADB-99.888-CO9-89	4581X0CO9	1.125	1.163	2.625	8/28/2015	8/28/2018	25,000,000.00	24,972,000.00	24,765,250.00	99.061000	SUNGD
Supranationals	Intl Bank of Reconstruction & Development	IBRD-99.830-ER0-05	459058ER0	1.000	1.058	2.724	10/7/2015	10/5/2018	25,000,000.00	24,957,500.00	24,716,500.00	98.866000	SUNGD
Total				Count 3	0.902	0.942	2.018			70,000,000.00	69,927,314.22	69,485,350.00	99.264786

LOCAL AGENCY INVESTMENT FUND	Issuer	Sec. Description	CUSIP	Coupon Rate	Yield to Maturity	Modified Duration	Purchase Date	Maturity Date	Current Par Value	Current Book Value	Market Value	Market Price	Price Source
Local Agency Investment Fund	California State Pool	LOCAL AGENCY INVESTMENT FUND		0.320	0.320	0.003	3/31/2003	1/1/2016	49,957,933.99	49,957,933.99	49,957,933.99	100.000000	BOOK
Total				Count 1	0.320	0.320	0.003			49,957,933.99	49,957,933.99	49,957,933.99	100.000000

ASSET BACKED SECURITIES	Issuer	Sec. Description	CUSIP	Coupon Rate	Yield to Maturity	Modified Duration	Purchase Date	Maturity Date	Current Par Value	Current Book Value	Market Value	Market Price	Price Source
Asset Backed Security	Toyota Auto Rec Owners Trust	ABS-TAOT-99.993-AB6-05	89190AAB6	0.510	0.515	0.580	10/15/2014	2/15/2017	1,607,542.80	1,607,237.30	1,607,237.30	99.980996	BOOK
Asset Backed Security	Volkswagen Auto Loan Enhanced Trust	ABS-VALET-99.998-AB5-27	92867RAB5	0.420	0.421	0.635	4/30/2014	3/20/2017	1,041,332.36	1,041,100.96	1,041,100.96	99.977778	BOOK
Asset Backed Security	BMW Vehicle Owners Trust	ABS-BMWOT-99.996-AB5-41	09658UAB5	0.530	0.533	0.691	10/15/2014	4/25/2017	1,338,092.74	1,337,923.74	1,337,923.74	99.987370	BOOK
Asset Backed Security	Honda Auto Receivables Owners Trust	ABS-HAROT-99.994-AB7-05	43814KAB7	0.700	0.704	0.746	1/28/2015	6/15/2017	3,775,606.18	3,775,345.18	3,775,345.18	99.993087	BOOK
Asset Backed Security	Toyota Auto Rec Owners Trust	ABS-TAOT-99.999-AB4-27	89236WAB4	0.710	0.711	0.787	3/4/2015	7/17/2017	4,132,128.81	4,132,081.31	4,132,081.31	99.998850	BOOK
Asset Backed Security	Honda Auto Receivables Owners Trust	ABS-HAROT-99.994-AB2-27	43813NAB2	0.690	0.695	0.845	5/20/2015	8/21/2017	14,000,000.00	13,999,161.40	13,980,120.00	99.858000	USERP
Asset Backed Security	Toyota Auto Rec Owners Trust	ABS-TAOT-99.993-AB7-43	89237CAB7	0.770	0.775	0.953	6/17/2014	11/15/2017	6,500,000.00	6,499,561.90	6,492,460.00	99.884000	USERP
Asset Backed Security	Harley-Davidson Motorcycle Trust	ABS-HDMOT-99.993-AB4-43	41284AAB4	0.490	0.493	1.161	4/16/2014	4/15/2018	940,037.86	939,699.36	939,699.36	99.963991	BOOK
Asset Backed Security	Nissan Auto Receivables 2015-B	ABS-NAROT-99.992-AB4-43	65475WAB4	0.830	0.835	1.284	7/22/2015	7/16/2018	13,500,000.00	13,498,988.85	13,464,765.00	99.739000	USERP
Asset Backed Security	Nissan Auto Receivables 2015-C	ABS-NAROT-99.992-AB9-05	65478AAB9	0.870	0.875	1.449	10/14/2015	11/15/2018	10,000,000.00	9,999,237.00	9,963,500.00	99.635000	USERP
Asset Backed Security	Chase Issuance Trust	ABS-CHAIT-99.981-GJ7-27	161571GJ7	1.150	1.157	1.529	1/27/2014	1/15/2019	5,000,000.00	4,999,095.50	4,999,095.50	99.981910	BOOK
Asset Backed Security	Chase Issuance Trust	ABS-CHAIT-100.00-GW8-27	161571GW8	0.581	0.581	1.658	4/29/2015	4/15/2019	10,000,000.00	10,000,000.00	9,987,200.00	99.872000	USERP
Asset Backed Security	Chase Issuance Trust	ABS-CHAIT-99.972-HA5-27	161571HA5	1.620	1.631	2.259	7/29/2015	7/15/2020	8,500,000.00	8,497,679.50	8,471,100.00	99.660000	USERP
Total				Count 13	0.845	0.850	1.282			80,334,740.75	80,327,112.00	80,191,628.35	99.821855

POOLED INVESTMENTS AT DECEMBER 31, 2015 - PORTFOLIO POSITION DETAIL

COMMERCIAL PAPER	Issuer	Sec. Description	CUSIP	Coupon Rate	Yield to Maturity	Modified Duration	Purchase Date	Maturity Date	Current Par Value	Current Book Value	Market Value	Market Price	Price Source
Commercial Paper	Toyota Motor Credit Corp.	CP-TOYCC-99.610-G18-24	89233GG18	0.570	0.572	0.501	10/29/2015	7/1/2016	25,000,000.00	24,902,625.00	24,919,111.11	99.676444	SUNGD
Commercial Paper	General Electric Capital Treasury Services	CP-GECTSY-99.609-G16-23	36164JG16	0.760	0.763	0.501	12/29/2015	7/1/2016	25,000,000.00	24,902,361.11	24,919,111.11	99.676444	SUNGD
		Total	Count 2	0.665	0.668	0.501			50,000,000.00	49,804,986.11	49,838,222.22	99.676444	
NEGOTIABLE CD	Issuer	Sec. Description	CUSIP	Coupon Rate	Yield to Maturity	Modified Duration	Purchase Date	Maturity Date	Current Par Value	Current Book Value	Market Value	Market Price	Price Source
Negotiable CD	Wells Fargo Bank NA	FCD-WFC-100.00-JE9-86	94988JE9	0.604	0.604	0.233	8/31/2015	3/24/2016	25,000,000.00	25,000,000.00	25,024,720.56	100.098882	SUNGD
Negotiable CD	Skandi Enskilda Bank NY	CD-SEBNY-100.00-6G6-22	83051HG6	0.540	0.540	0.501	9/21/2015	7/1/2016	25,000,000.00	25,000,000.00	24,994,820.27	99.979281	SUNGD
Negotiable CD	Toronto-Dominion Bank NY	CD-TDNY-100.00-A48-89	89113EA48	0.600	0.600	0.501	9/22/2015	7/1/2016	25,000,000.00	25,000,000.00	25,002,411.71	100.009647	SUNGD
Negotiable CD	Bank of Nova Scotia U.S.	CD-BNSHOU-100.00-AV0-41	06417GAV0	0.540	0.540	0.501	11/12/2015	7/1/2016	25,000,000.00	25,000,000.00	24,994,877.59	99.979510	SUNGD
Negotiable CD	Svenska Handelsbanken NY	CD-SVSNY-100.003-G55-41	86958DG55	0.590	0.585	0.501	11/18/2015	7/1/2016	25,000,000.00	25,000,781.85	25,001,215.31	100.004861	SUNGD
Negotiable CD	Royal Bank of Canada NY	CD-RY-100.00-YJ9-41	78009NYJ9	0.815	0.815	1.000	12/17/2015	7/1/2016	25,000,000.00	25,000,000.00	25,000,000.00	100.000000	USERP
Negotiable CD	Rabobank Nederland NY	CD-RABOND-100.00-C77-41	21684BC77	0.780	0.780	1.000	12/21/2015	7/1/2016	25,000,000.00	25,000,000.00	25,000,000.00	100.000000	USERP
		Total	Count 7	0.638	0.638	0.605			175,000,000.00	175,000,781.85	175,018,045.44	100.010312	
CORPORATE MTN/BONDS	Issuer	Sec. Description	CUSIP	Coupon Rate	Yield to Maturity	Modified Duration	Purchase Date	Maturity Date	Current Par Value	Current Book Value	Market Value	Market Price	Price Source
Medium Term Note	General Electric Capital Corp.	FRN-GE-100.00-7E8-43	36962G7E8	0.551	0.551	0.038	1/14/2014	1/14/2016	5,000,000.00	5,000,000.00	4,999,850.00	99.997000	SUNGD
Medium Term Note	John Deere Capital Corp.	MTN-DE-99.894-RZ4-27	24422ERZ4	0.750	0.786	0.060	7/22/2015	1/22/2016	3,000,000.00	2,999,465.16	3,000,090.00	100.003000	SUNGD
Medium Term Note	JP Morgan Chase & Co.	MTN-JPM-99.879-JU4-27	46623EJU4	1.125	1.166	0.156	8/26/2015	2/26/2016	5,000,000.00	4,998,983.38	5,002,300.00	100.046000	SUNGD
Medium Term Note	Wells Fargo Bank NA	FRN-WFC-100.00-2K2-86	94988J2K2	0.566	0.566	0.419	9/2/2015	6/2/2016	10,000,000.00	10,000,000.00	9,992,000.00	99.920000	SUNGD
Medium Term Note	US Bank N.A.	FRN-USB-100.00-MD2-07	90331HMD2	0.552	0.552	1.078	1/30/2014	1/30/2017	15,000,000.00	15,000,000.00	14,993,250.00	99.955000	SUNGD
Medium Term Note	Apple Inc.	MTN-AAPL-99.931-BB5-27	037833BB5	0.900	0.935	1.357	5/13/2015	5/12/2017	5,000,000.00	4,996,550.00	4,984,550.00	99.691000	SUNGD
Medium Term Note	PepsiCo Inc.	FRN-PEP-100.000-CV8-27	71348CV8	0.565	0.565	1.537	7/17/2015	7/17/2017	10,000,000.00	10,000,000.00	9,992,900.00	99.929000	SUNGD
Medium Term Note	Home Depot Inc.	FRN-HD-100.00-BJ0-05	437076BJ0	0.882	0.882	1.696	9/15/2015	9/15/2017	5,000,000.00	5,000,000.00	5,007,350.00	100.147000	SUNGD
Medium Term Note	PepsiCo Inc.	MTN-PEP-99.789-DB1-05	71348DB1	1.000	1.107	1.768	10/14/2015	10/13/2017	5,000,000.00	4,989,450.00	4,973,950.00	99.479000	SUNGD
Medium Term Note	Oracle Corp.	MTN-ORCL-99.625-AN5-27	68389XAN5	1.200	1.312	1.771	5/8/2014	10/15/2017	10,000,000.00	9,962,500.00	10,005,300.00	100.053000	SUNGD
Medium Term Note	Johnson & Johnson	MTN-JNJ-99.921-BL7-05	478160BL7	1.125	1.152	1.872	11/21/2014	11/21/2017	5,000,000.00	4,996,050.00	4,998,850.00	99.977000	SUNGD
Medium Term Note	Berkshire Hathaway Fin	FRN-BRK-100.00-CD1-86	084664CD1	0.621	0.621	2.018	1/15/2015	1/12/2018	7,000,000.00	7,000,000.00	6,984,040.00	99.772000	SUNGD
Medium Term Note	International Business Machines Corp.	MTN-IBM-99.542-HK0-41	459200HK0	1.250	1.345	2.072	2/8/2013	2/8/2018	5,000,000.00	4,977,100.00	4,990,400.00	99.808000	SUNGD
Medium Term Note	Wal-Mart Stores Inc.	MTN-WMT-99.642-DF7-86	931142DF7	1.125	1.253	2.250	6/8/2015	4/11/2018	10,000,000.00	9,964,290.00	9,958,300.00	99.583000	SUNGD
Medium Term Note	Texas Instruments Inc.	MTN-TXN-99.070-AV6-27	882508AV6	1.000	1.193	2.309	5/8/2013	5/1/2018	5,000,000.00	4,953,500.00	4,930,750.00	98.615000	SUNGD
Medium Term Note	Apple Inc.	MTN-AAPL-98.252-AJ9-27	037833AJ9	1.000	1.461	2.314	6/4/2014	5/3/2018	10,000,000.00	9,825,200.00	9,918,800.00	99.188000	SUNGD
Medium Term Note	Merck & Co Inc.	MTN-MRK-99.769-AGO-27	58933YAGO	1.300	1.348	2.348	5/20/2013	5/18/2018	5,000,000.00	4,988,450.00	4,988,250.00	99.765000	SUNGD
Medium Term Note	Cisco Systems Inc.	MTN-CSCO-99.983-AU6-86	17275RAU6	1.650	1.656	2.415	6/17/2015	6/15/2018	5,000,000.00	4,999,150.00	5,020,900.00	100.418000	SUNGD
Medium Term Note	The Walt Disney Co.	MTN-DIS-99.915-DD5-27	25468PDD5	1.500	1.529	2.656	9/17/2015	9/17/2018	6,000,000.00	5,994,900.00	5,988,600.00	99.810000	SUNGD
Medium Term Note	Microsoft Corp.	MTN-MSFT-99.900-BF0-27	594918BF0	1.300	1.334	2.791	11/3/2015	11/3/2018	10,000,000.00	9,990,000.00	9,990,000.00	99.900000	BOOK
Medium Term Note	Cisco Systems Inc.	FRN-CSCO-100.00-AQ5-82	17275RAQ5	0.914	0.914	3.130	3/3/2014	3/1/2019	5,000,000.00	5,000,000.00	4,995,500.00	99.910000	SUNGD
		Total	Count 21	0.958	1.029	1.732			146,000,000.00	145,635,588.54	145,715,930.00	99.805432	
Grand Total									2,072,292,674.74	2,070,376,515.12	2,066,901,600.00		



GLOSSARY OF INVESTMENT TERMS

ASSET BACKED SECURITIES: Securities, such as bonds or notes, collateralized by receivables such as credit card or auto loans.

BOOK VALUE: The original cost of the investment, plus accrued interest and amortization of any premium or discount.

CERTIFICATE OF DEPOSIT (CD or NCD): A deposit of funds at a bank for a specified period of time that earns interest at a specified rate. Commonly known as "CDs" or "negotiable CDs."

COUPON: The annual rate at which a bond pays interest.

CUSIP: The number identifying all stocks and registered bonds, using the Committee on Uniform Securities Identification Procedures (CUSIP).

DURATION: The weighted average time to maturity of a bond where the weights are the present values of future cash flows. Duration measures the price sensitivity of a bond to changes in interest rates.

LOCAL AGENCY INVESTMENT FUND (LAIF): An investment pool sponsored by the State of California and administered/managed by the State Treasurer's Office. Local government units, with consent of the local governing body of that agency, may voluntarily deposit surplus funds for the purpose of investment.

MARKET VALUE: The price at which a security is trading and could presumably be purchased or sold.

MATURITY: The date upon which the principal or stated value of an investment becomes due and payable.

PAR VALUE: The amount of principal which must be paid at maturity. Also referred to as the face amount of a bond, normally quoted in \$1.000 increments per bond.

REPURCHASE AGREEMENT (RP OR REPO): The purchase of securities, on a temporary basis, with the seller's simultaneous agreement to repurchase the securities at a later date at a specified price that includes interest for the buyer's holding period. In essence, this is a collateralized investment whereby the security "buyer" lends the "seller" money for the period of the agreement.

SUPRANATIONAL: An entity formed by two or more central governments through international treaties, for the purpose of promoting economic development for member countries. Two examples of supranational institutions are the International Bank for Reconstruction and Development (World Bank) and the Inter-American Development Bank.

U. S. GOVERNMENT AGENCY SECURITIES: Debt securities issued by U. S. Government sponsored enterprises and federally related institutions. These government agencies include: Federal Home Loan Banks (FHLB); Federal Home Loan Mortgage Corporation (FHLMC, or "Freddie Mac"); Federal National Mortgage Association (FNMA, or "Fannie Mae"); Federal Farm Credit Banks (FFCB); and Tennessee Valley Authority (TVA).

U. S. TREASURY SECURITIES: Securities issued by the U. S. Treasury and backed by the full faith and credit of the United States. Treasuries are considered to have no credit risk, and are the benchmark for interest rates on all other securities in the U.S. and overseas. The Treasury issues both discounted securities and fixed coupon notes and bonds.

WEIGHTED AVERAGE DAYS TO MATURITY: The weighted average of the remaining term to maturity of all of the assets in an investment pool or securities portfolio, as expressed in days.

YIELD: The rate of annual income return on an investment, expressed as a percentage.

(a) **EARNED INCOME YIELD** is the annual income from an investment divided by the current market value.

(b) **YIELD TO MATURITY** is the rate of return earned on an investment considering all cash flows and timing factors: interest earnings, discounts, and premiums above par.

For additional glossary terms, previous Investment Reports, and City Investment Policy, please visit the Office of the City Treasurer's website at: <http://www.sandiego.gov/treasurer/investments/>