

Monthly Noise Management Report- January 2021

Montgomery Gibbs Executive Airport

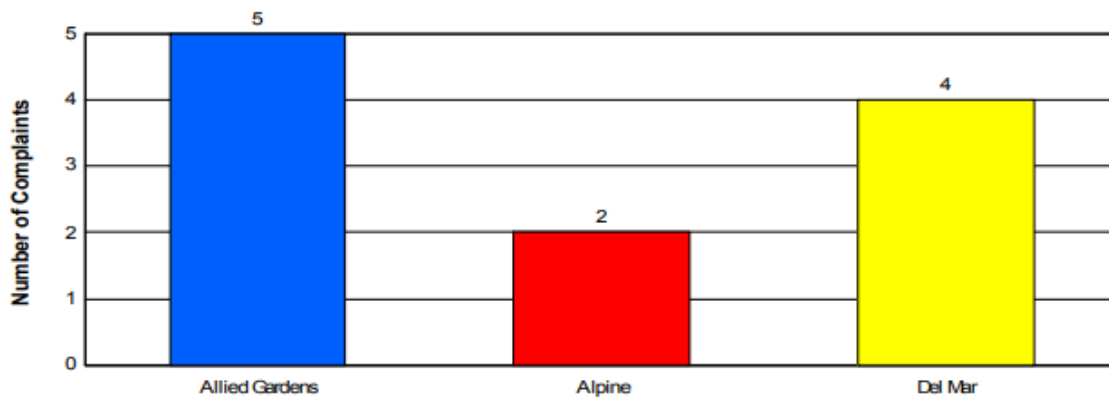
Noise Abatement Violations*

Day: 0

Night: 0

Total of Fine Amount for the Month: \$0

Community Complaint Totals



Total Number of Complaints: 11

Community Complaint Details


Community	Number of Complainants	Number of Complaints	YTD Total Complaints
Allied Gardens	1	5	5
Alpine	2	2	2
Del Mar	1	4	4
Totals:	4	11	11

*Noise Abatement Violations only apply to Montgomery Gibbs Executive Airport as the City ordinance/policy was passed and put into place prior to the Airport Noise and Capacity Act of 1990

Monthly Noise Management Report- January 2021

Brown Field Municipal Airport

Community Complaint Totals



Total Number of Complaints: 9

Community Complaint Details

Community	Number of Complainants	Number of Complaints	YTD Total Complaints
Otay Mesa	2	9	9
Totals:	2	9	9

*Noise Abatement Violations only apply to Montgomery Gibbs Executive Airport as the City ordinance/policy was passed and put into place prior to the Airport Noise and Capacity Act of 1990

Monthly Noise Management Report- February 2021

Montgomery Gibbs Executive Airport

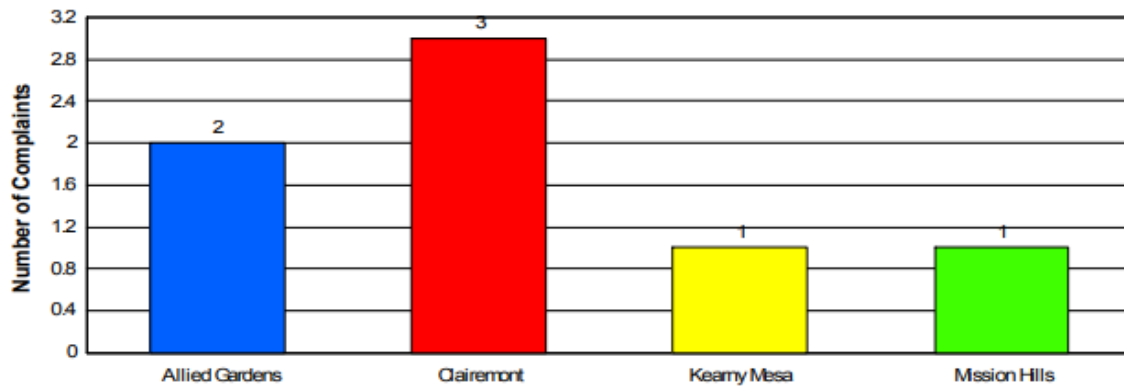
Noise Abatement Violations*

Day: 0

Night: 4

Total of Fine Amount for the Month: \$650

Community Complaint Totals



Total Number of Complaints: 7

Community Complaint Details


Community	Number of Complainants	Number of Complaints	YTD Total Complaints
Allied Gardens	1	2	7
Clairemont	3	3	3
Kearny Mesa	1	1	1
Mission Hills	1	1	1
Totals:	6	7	12

*Noise Abatement Violations only apply to Montgomery Gibbs Executive Airport as the City ordinance/policy was passed and put into place prior to the Airport Noise and Capacity Act of 1990

Monthly Noise Management Report- February 2021

Brown Field Municipal Airport

Community Complaint Totals



Total Number of Complaints: 4

Community Complaint Details

Community	Number of Complainants	Number of Complaints	YTD Total Complaints
Otay Mesa	2	4	13
Totals:	2	4	13

*Noise Abatement Violations only apply to Montgomery Gibbs Executive Airport as the City ordinance/policy was passed and put into place prior to the Airport Noise and Capacity Act of 1990

Monthly Noise Management Report- March 2021

Montgomery Gibbs Executive Airport

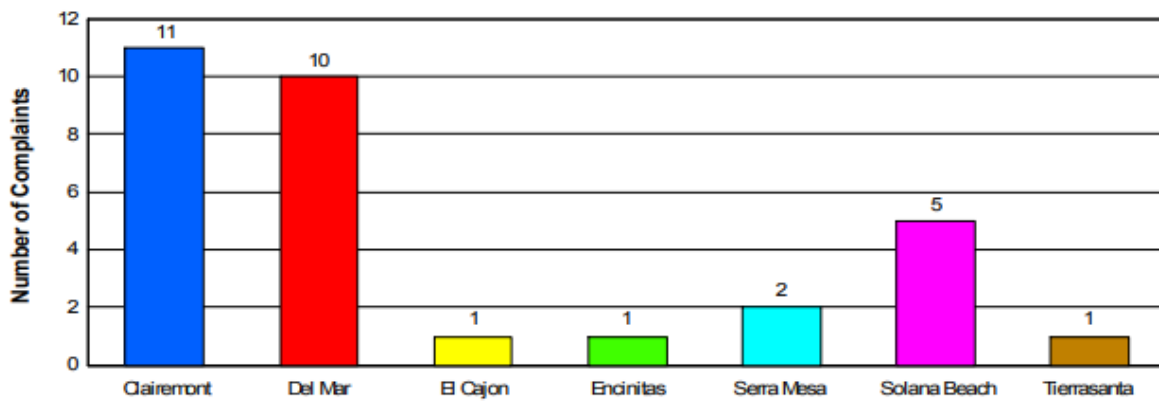
Noise Abatement Violations*

Day: 0

Night: 4

Total of Fine Amount for the Month: \$800

Community Complaint Totals



Total Number of Complaints: 31

Community Complaint Details

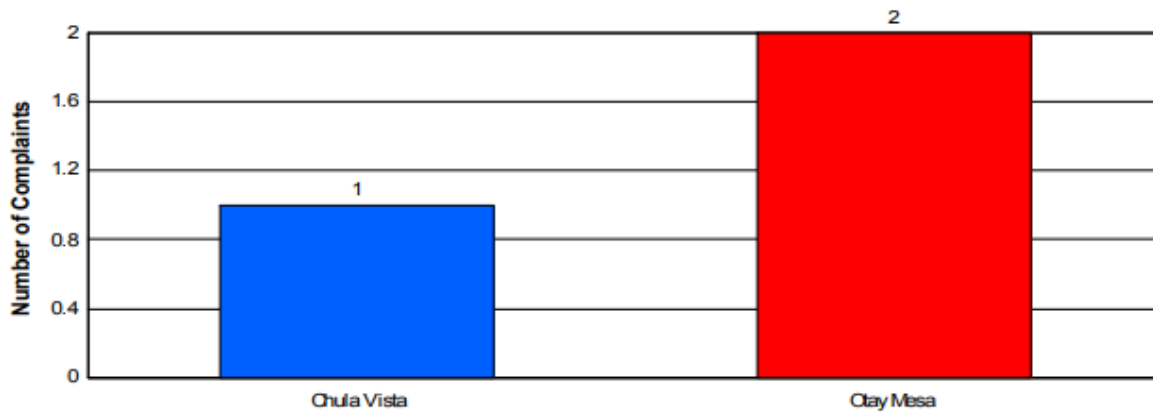
Community	Number of Complainants	Number of Complaints	YTD Total Complaints
Clairemont	6	11	14
Del Mar	1	10	14
El Cajon	1	1	1
Encinitas	1	1	1
Serra Mesa	1	2	2
Solana Beach	4	5	5
Tierrasanta	1	1	1
Totals:	15	31	38

*Noise Abatement Violations only apply to Montgomery Gibbs Executive Airport as the City ordinance/policy was passed and put into place prior to the Airport Noise and Capacity Act of 1990

Monthly Noise Management Report- March 2021

Brown Field Municipal Airport

Community Complaint Totals



Total Number of Complaints: 3

Community Complaint Details

Community	Number of Complainants	Number of Complaints	YTD Total Complaints
Chula Vista	1	1	1
Otay Mesa	1	2	15
Totals:	2	3	16

*Noise Abatement Violations only apply to Montgomery Gibbs Executive Airport as the City ordinance/policy was passed and put into place prior to the Airport Noise and Capacity Act of 1990

Monthly Noise Management Report- April 2021

Montgomery Gibbs Executive Airport

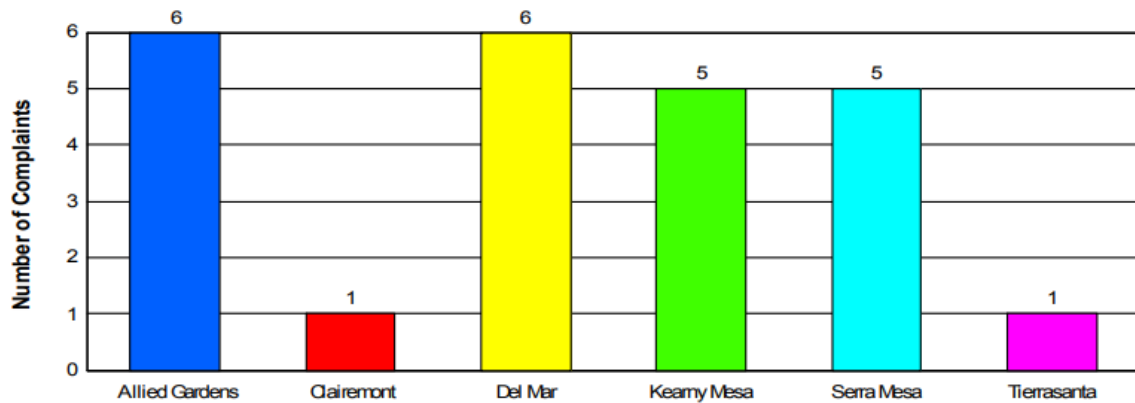
Noise Abatement Violations*

Day: 0

Night: 1

Total of Fine Amount for the Month: \$250

Community Complaint Totals



Total Number of Complaints: 24

Community Complaint Details

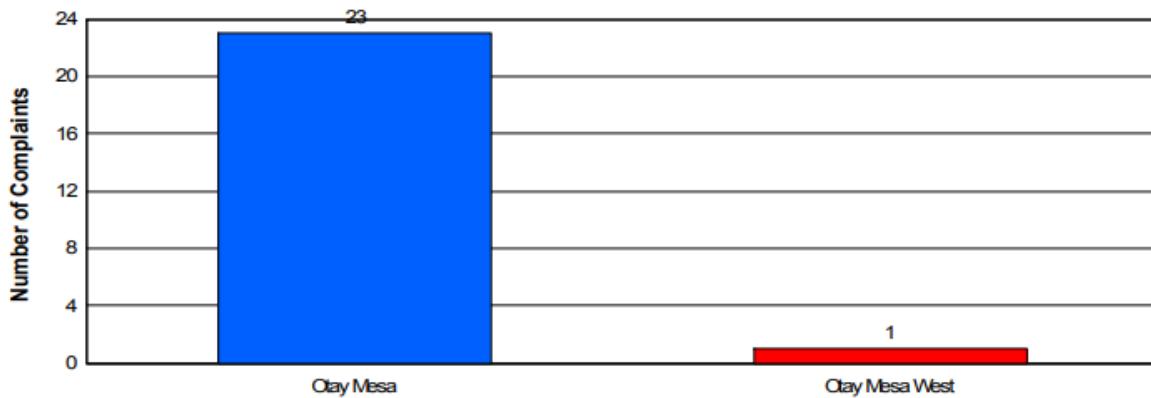
Community	Number of Complainants	Number of Complaints	YTD Total Complaints
Allied Gardens	2	6	13
Clairemont	1	1	15
Del Mar	1	6	20
Kearny Mesa	1	5	6
Serra Mesa	1	5	7
Tierrasanta	1	1	2
Totals:	7	24	63

*Noise Abatement Violations only apply to Montgomery Gibbs Executive Airport as the City ordinance/policy was passed and put into place prior to the Airport Noise and Capacity Act of 1990

Monthly Noise Management Report- April 2021

Brown Field Municipal Airport

Community Complaint Totals



Total Number of Complaints: 24

Community Complaint Details

Community	Number of Complainants	Number of Complaints	YTD Total Complaints
Olay Mesa	3	23	38
Olay Mesa West	1	1	1
Totals:	4	24	39

*Noise Abatement Violations only apply to Montgomery Gibbs Executive Airport as the City ordinance/policy was passed and put into place prior to the Airport Noise and Capacity Act of 1990

Monthly Noise Management Report- May 2021

Montgomery Gibbs Executive Airport

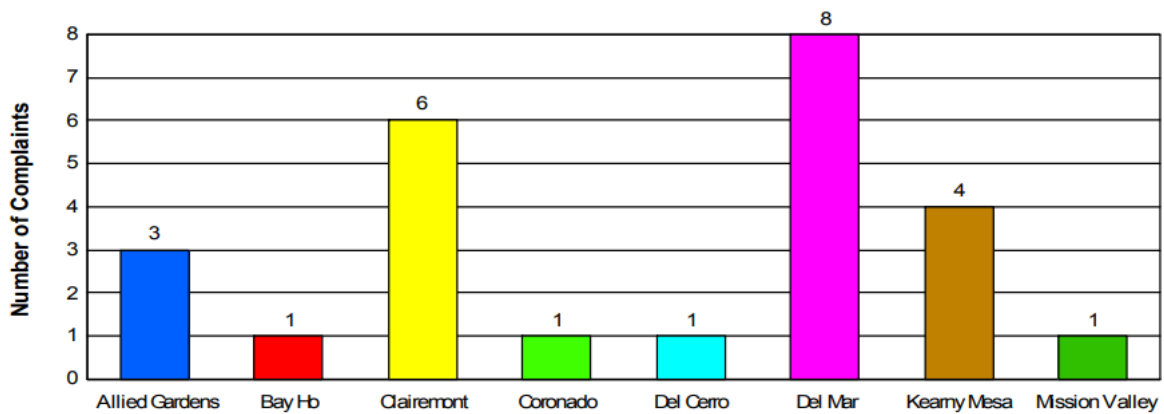
Noise Abatement Violations*

Day: 1

Night: 2

Total of Fine Amount for the Month: \$550

Community Complaint Totals



Total Number of Complaints: 25

Community Complaint Details


Community	Number of Complainants	Number of Complaints	YTD Total Complaints
Allied Gardens	2	3	16
Bay Ho	1	1	1
Clairemont	6	6	21
Coronado	1	1	1
Del Cerro	1	1	1
Del Mar	1	8	28
Kearny Mesa	1	4	10
Mission Valley	1	1	1
Totals:	14	25	79

*Noise Abatement Violations only apply to Montgomery Gibbs Executive Airport as the City ordinance/policy was passed and put into place prior to the Airport Noise and Capacity Act of 1990

Monthly Noise Management Report- May 2021

Brown Field Municipal Airport

Community Complaint Totals



Total Number of Complaints: 15

Community Complaint Details

Community	Number of Complainants	Number of Complaints	YTD Total Complaints
Otay Mesa	2	15	53
Totals:	2	15	53

*Noise Abatement Violations only apply to Montgomery Gibbs Executive Airport as the City ordinance/policy was passed and put into place prior to the Airport Noise and Capacity Act of 1990

Monthly Noise Management Report- June 2021

Montgomery Gibbs Executive Airport

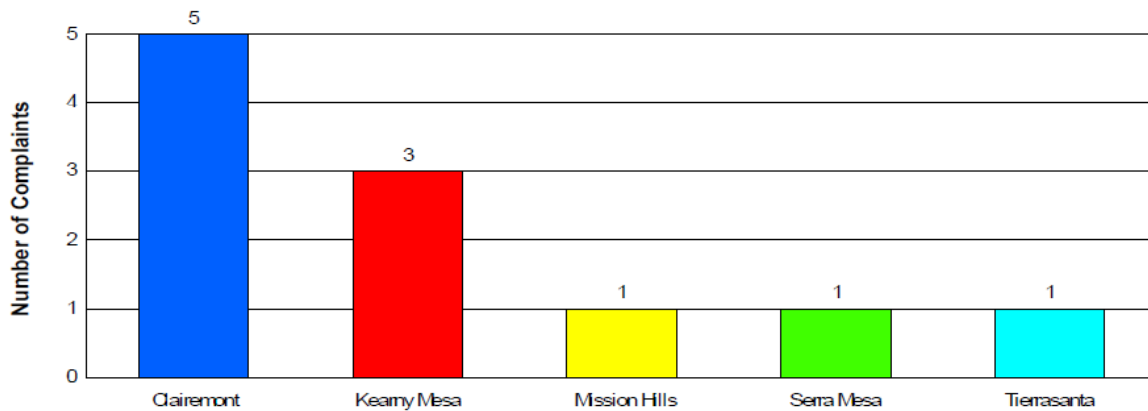
Noise Abatement Violations*

Day: 0

Night: 3

Total of Fine Amount for the Month: \$750

Community Complaint Totals



Total Number of Complaints: 11

Community Complaint Details


Community	Number of Complainants	Number of Complaints	YTD Total Complaints
Clairemont	3	5	26
Kearny Mesa	2	3	13
Mission Hills	1	1	2
Serra Mesa	1	1	8
Tierrasanta	1	1	3
Totals:	8	11	52

*Noise Abatement Violations only apply to Montgomery Gibbs Executive Airport as the City ordinance/policy was passed and put into place prior to the Airport Noise and Capacity Act of 1990

Monthly Noise Management Report- June 2021

Brown Field Municipal Airport

Community Complaint Totals



Total Number of Complaints: 14

Community Complaint Details

Community	Number of Complainants	Number of Complaints	YTD Total Complaints
Otay Mesa	2	14	67
Totals:	2	14	67

*Noise Abatement Violations only apply to Montgomery Gibbs Executive Airport as the City ordinance/policy was passed and put into place prior to the Airport Noise and Capacity Act of 1990

Monthly Noise Management Report- July 2021

Montgomery Gibbs Executive Airport

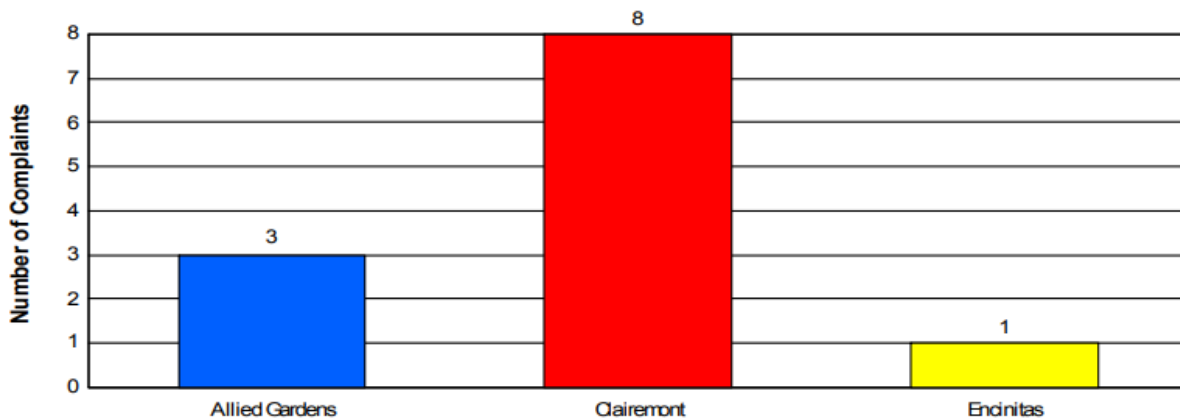
Noise Abatement Violations*

Day: 0

Night: 4

Total of Fine Amount for the Month: \$1,000

Community Complaint Totals



Community Complaint Details

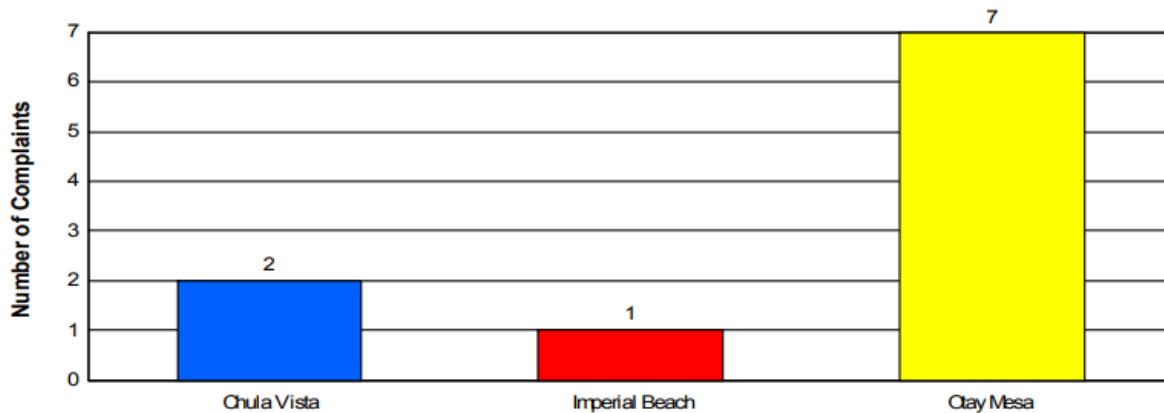
Community	Number of Complainants	Number of Complaints	YTD Total Complaints
Allied Gardens	1	3	19
Clairemont	4	8	34
Encinitas	1	1	2
Totals:	6	12	55

*Noise Abatement Violations only apply to Montgomery Gibbs Executive Airport as the City ordinance/policy was passed and put into place prior to the Airport Noise and Capacity Act of 1990

Monthly Noise Management Report- July 2021

Brown Field Municipal Airport

Community Complaint Totals



Community Complaint Details

Community	Number of Complainants	Number of Complaints	YTD Total Complaints
Chula Vista	2	2	3
Imperial Beach	1	1	1
Otay Mesa	1	7	74
Totals:	4	10	78

*Noise Abatement Violations only apply to Montgomery Gibbs Executive Airport as the City ordinance/policy was passed and put into place prior to the Airport Noise and Capacity Act of 1990

Monthly Noise Management Report- August 2021

Montgomery Gibbs Executive Airport

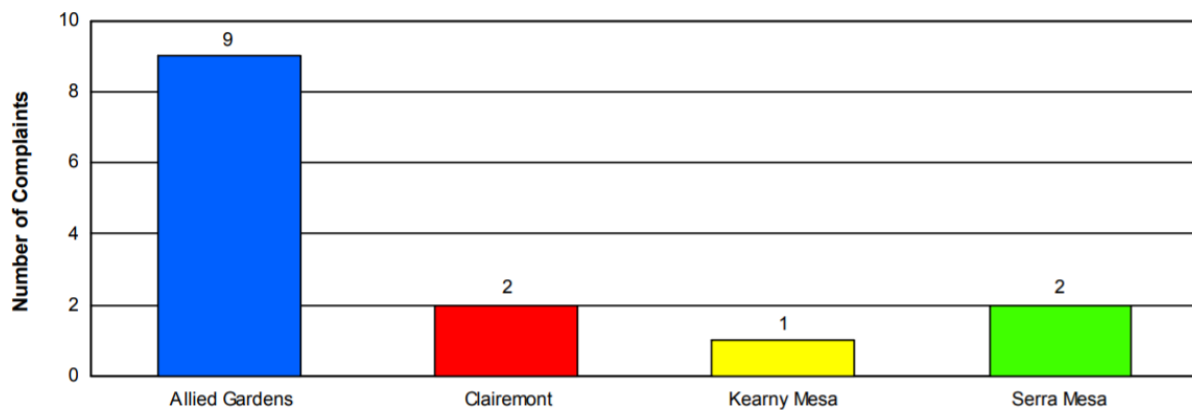
Noise Abatement Violations*

Day: 0

Night: 1

Total of Fine Amount for the Month: \$250

Community Complaint Totals



Community Complaint Details


Community	Number of Complainants	Number of Complaints	YTD Total Complaints
Allied Gardens	1	9	28
Clairemont	2	2	37
Kearny Mesa	1	1	14
Serra Mesa	2	2	10
Totals:	6	14	89

*Noise Abatement Violations only apply to Montgomery Gibbs Executive Airport as the City ordinance/policy was passed and put into place prior to the Airport Noise and Capacity Act of 1990

Monthly Noise Management Report- August 2021

Brown Field Municipal Airport

Community Complaint Totals



Community Complaint Details

Community	Number of Complainants	Number of Complaints	YTD Total Complaints
Otay Mesa	2	3	77
Totals:	2	3	77

*Noise Abatement Violations only apply to Montgomery Gibbs Executive Airport as the City ordinance/policy was passed and put into place prior to the Airport Noise and Capacity Act of 1990