

Monthly Noise Management Report- January 2022

Montgomery Gibbs Executive Airport

Noise Abatement Violations*

Day: 0

Night: 4

Total of Fine Amount for the Month: \$900

Community Complaint Totals



Total Number of Complaints: 9

Community Complaint Details

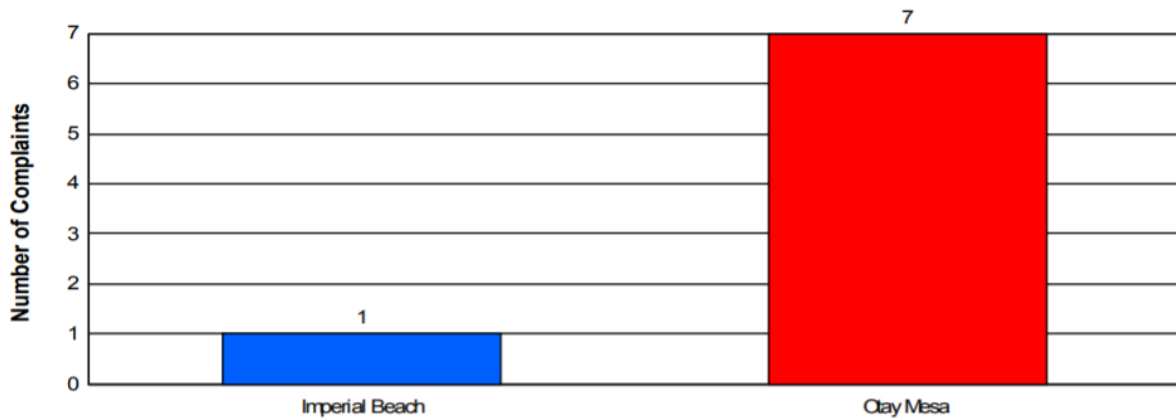
Community	Number of Complainants	Number of Complaints	YTD Total Complaints
Clairemont	3	6	6
La Jolla	2	2	2
Solana Beach	1	1	1
Totals:	6	9	9

*Noise Abatement Violations only apply to Montgomery Gibbs Executive Airport as the City ordinance/policy was passed and put into place prior to the Airport Noise and Capacity Act of 1990

Monthly Noise Management Report- January 2022

Brown Field Municipal Airport

Community Complaint Totals



Total Number of Complaints: 8

Community Complaint Details

Community	Number of Complainants	Number of Complaints	YTD Total Complaints
Imperial Beach	1	1	1
Olay Mesa	2	7	7
Totals:	3	8	8

*Noise Abatement Violations only apply to Montgomery Gibbs Executive Airport as the City ordinance/policy was passed and put into place prior to the Airport Noise and Capacity Act of 1990



Monthly Noise Management Report- February 2022

Montgomery Gibbs Executive Airport


Noise Abatement Violations*

Day: 0

Night: 0

Total of Fine Amount for the Month: \$0

Community Complaint Totals



Total Number of Complaints: 2

Community Complaint Details

Community	Number of Complainants	Number of Complaints	YTD Total Complaints
Serra Mesa	1	1	1
Tierrasanta	1	1	1
Totals:	2	2	2


*Noise Abatement Violations only apply to Montgomery Gibbs Executive Airport as the City ordinance/policy was passed and put into place prior to the Airport Noise and Capacity Act of 1990



Monthly Noise Management Report- February 2022

Brown Field Municipal Airport

Community Complaint Totals



Total Number of Complaints: 1

Community Complaint Details

Community	Number of Complainants	Number of Complaints	YTD Total Complaints
National City	1	1	1
Totals:	1	1	1

*Noise Abatement Violations only apply to Montgomery Gibbs Executive Airport as the City ordinance/policy was passed and put into place prior to the Airport Noise and Capacity Act of 1990



Monthly Noise Management Report- March 2022

Montgomery Gibbs Executive Airport

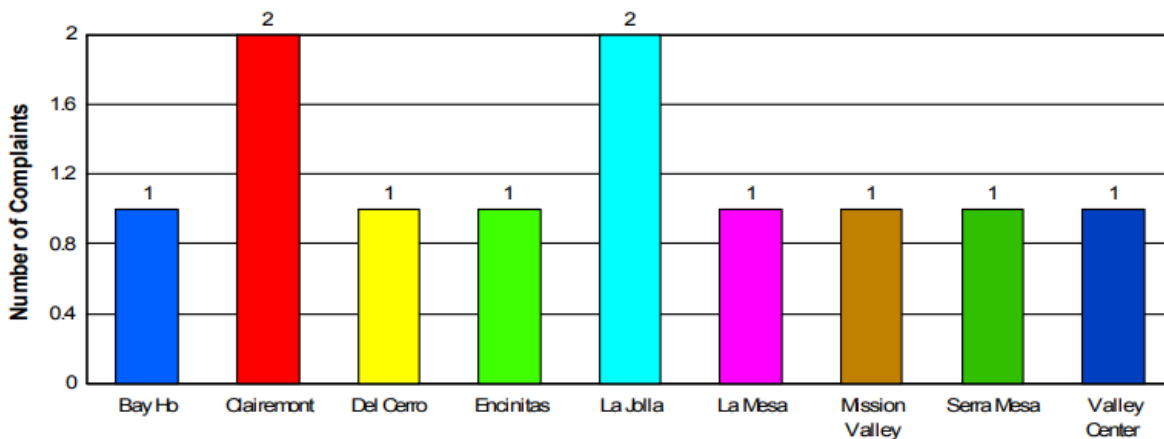
Noise Abatement Violations*

Day: 0

Night: 7

Total of Fine Amount for the Month: \$1,400

Community Complaint Totals



Total Number of Complaints: 11

Community Complaint Details

Community	Number of Complainants	Number of Complaints	YTD Total Complaints
Bay Ho	1	1	1
Clairemont	1	2	9
Del Cerro	1	1	1
Encinitas	1	1	1
La Jolla	2	2	4
La Mesa	1	1	1
Mission Valley	1	1	1
Serra Mesa	1	1	2
Valley Center	1	1	1
Totals:	10	11	21


*Noise Abatement Violations only apply to Montgomery Gibbs Executive Airport as the City ordinance/policy was passed and put into place prior to the Airport Noise and Capacity Act of 1990



Monthly Noise Management Report- March 2022

Brown Field Municipal Airport

Community Complaint Totals



Total Number of Complaints: 6

Community Complaint Details

Community	Number of Complainants	Number of Complaints	YTD Total Complaints
Olay Mesa	6	6	13
Totals:	6	6	13

*Noise Abatement Violations only apply to Montgomery Gibbs Executive Airport as the City ordinance/policy was passed and put into place prior to the Airport Noise and Capacity Act of 1990



Monthly Noise Management Report- April 2022

Montgomery Gibbs Executive Airport

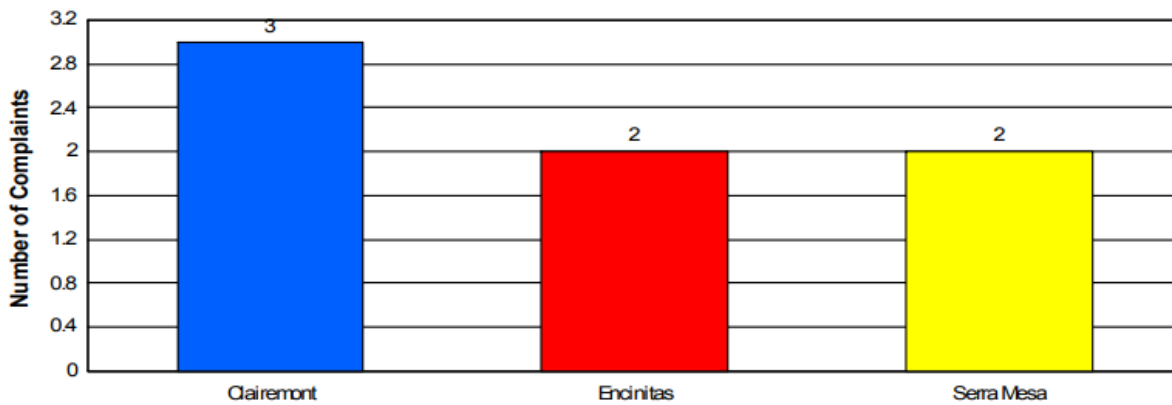
Noise Abatement Violations*

Day: 0

Night: 1

Total of Fine Amount for the Month: \$50

Community Complaint Totals



Total Number of Complaints: 7

Community Complaint Details

Community	Number of Complainants	Number of Complaints	YTD Total Complaints
Clairemont	3	3	12
Encinitas	2	2	3
Serra Mesa	1	2	4
Totals:	6	7	19


*Noise Abatement Violations only apply to Montgomery Gibbs Executive Airport as the City ordinance/policy was passed and put into place prior to the Airport Noise and Capacity Act of 1990



Monthly Noise Management Report- April 2022

Brown Field Municipal Airport

Community Complaint Totals



Total Number of Complaints: 3

Community Complaint Details

Community	Number of Complainants	Number of Complaints	YTD Total Complaints
Otay Mesa	2	3	16
Totals:	2	3	16

*Noise Abatement Violations only apply to Montgomery Gibbs Executive Airport as the City ordinance/policy was passed and put into place prior to the Airport Noise and Capacity Act of 1990



Monthly Noise Management Report- May 2022

Montgomery Gibbs Executive Airport

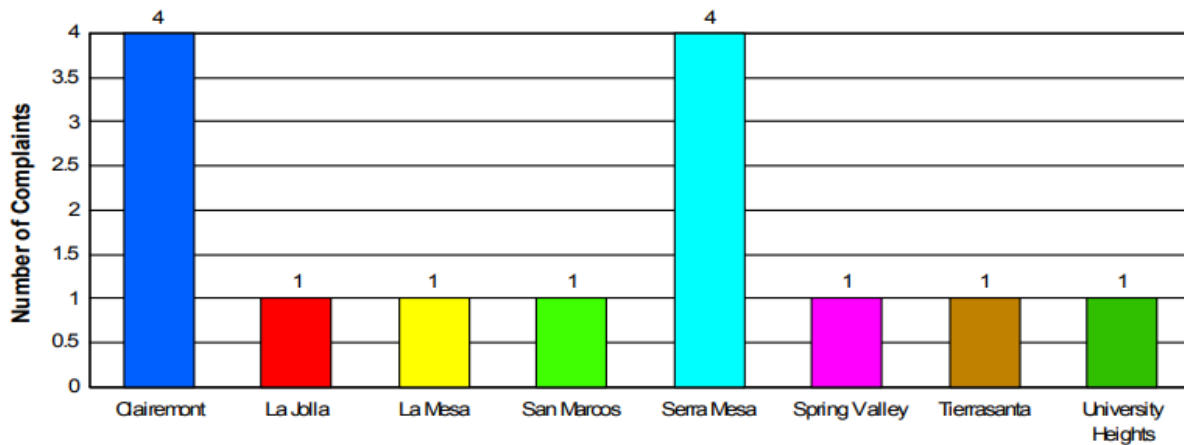
Noise Abatement Violations*

Day: 0

Night: 0

Total of Fine Amount for the Month: \$0

Community Complaint Totals



Total Number of Complaints: 14

Community Complaint Details

Community	Number of Complainants	Number of Complaints	YTD Total Complaints
Clairemont	4	4	16
La Jolla	1	1	5
La Mesa	1	1	2
San Marcos	1	1	1
Serra Mesa	2	4	8
Spring Valley	1	1	1
Tierrasanta	1	1	2
University Heights	1	1	1
Totals:	12	14	36


*Noise Abatement Violations only apply to Montgomery Gibbs Executive Airport as the City ordinance/policy was passed and put into place prior to the Airport Noise and Capacity Act of 1990



Monthly Noise Management Report- May 2022

Brown Field Municipal Airport

Community Complaint Totals



Total Number of Complaints: 1

Community Complaint Details

Community	Number of Complainants	Number of Complaints	YTD Total Complaints
Chula Vista	1	1	1
Totals:	1	1	1

*Noise Abatement Violations only apply to Montgomery Gibbs Executive Airport as the City ordinance/policy was passed and put into place prior to the Airport Noise and Capacity Act of 1990



Monthly Noise Management Report- June 2022

Montgomery Gibbs Executive Airport

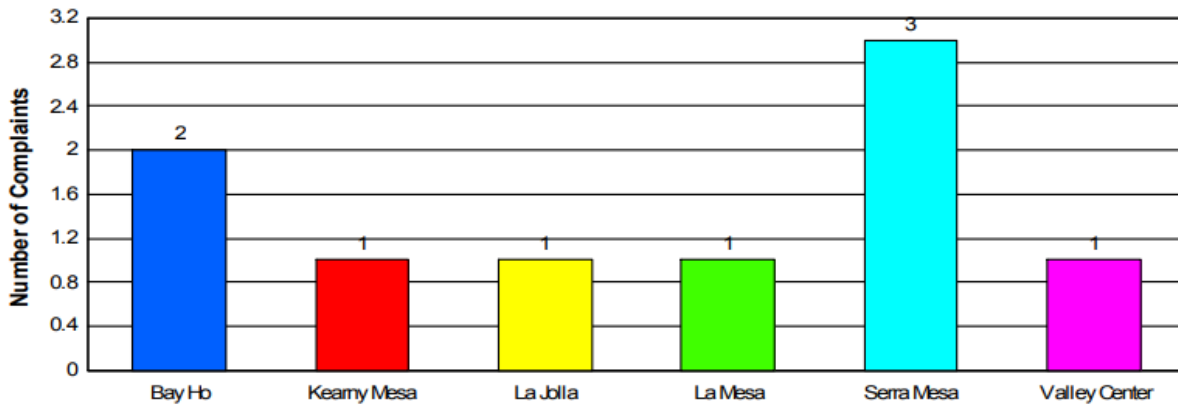
Noise Abatement Violations*

Day: 0

Night: 0

Total of Fine Amount for the Month: \$0

Community Complaint Totals



Total Number of Complaints: 9

Community Complaint Details

Community	Number of Complainants	Number of Complaints	YTD Total Complaints
Bay Ho	2	2	3
Kearny Mesa	1	1	1
La Jolla	1	1	6
La Mesa	1	1	3
Serra Mesa	2	3	11
Valley Center	1	1	2
Totals:	8	9	26


*Noise Abatement Violations only apply to Montgomery Gibbs Executive Airport as the City ordinance/policy was passed and put into place prior to the Airport Noise and Capacity Act of 1990



Monthly Noise Management Report- June 2022

Brown Field Municipal Airport

Community Complaint Totals



Total Number of Complaints: 1

Community Complaint Details

Community	Number of Complainants	Number of Complaints	YTD Total Complaints
Otay Mesa	1	1	17
Totals:	1	1	17

*Noise Abatement Violations only apply to Montgomery Gibbs Executive Airport as the City ordinance/policy was passed and put into place prior to the Airport Noise and Capacity Act of 1990



Monthly Noise Management Report- July 2022

Montgomery Gibbs Executive Airport

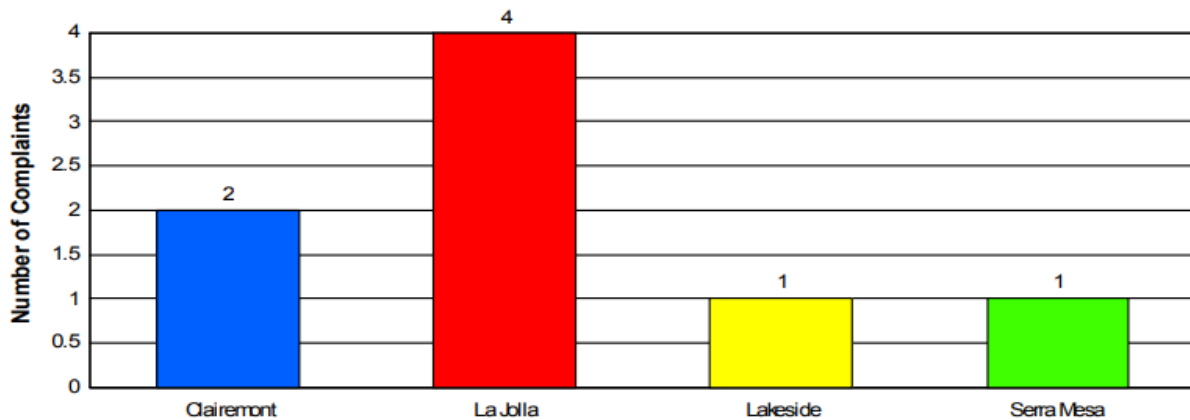
Noise Abatement Violations*

Day: 0

Night: 0

Total of Fine Amount for the Month: \$0

Community Complaint Totals



Total Number of Complaints: 8

Community Complaint Details

Community	Number of Complainants	Number of Complaints	YTD Total Complaints
Clairemont	2	2	20
La Jolla	1	4	10
Lakeside	1	1	1
Serra Mesa	1	1	12
Totals:	5	8	43

*Noise Abatement Violations only apply to Montgomery Gibbs Executive Airport as the City ordinance/policy was passed and put into place prior to the Airport Noise and Capacity Act of 1990



Department of Real Estate and Airport Management

Monthly Noise Management Report- July 2022

Brown Field Municipal Airport

Community Complaint Totals

No complaints received for July.

Community Complaint Details

No complaints received for July.

*Noise Abatement Violations only apply to Montgomery Gibbs Executive Airport as the City ordinance/policy was passed and put into place prior to the Airport Noise and Capacity Act of 1990



Monthly Noise Management Report- August 2022

Montgomery Gibbs Executive Airport

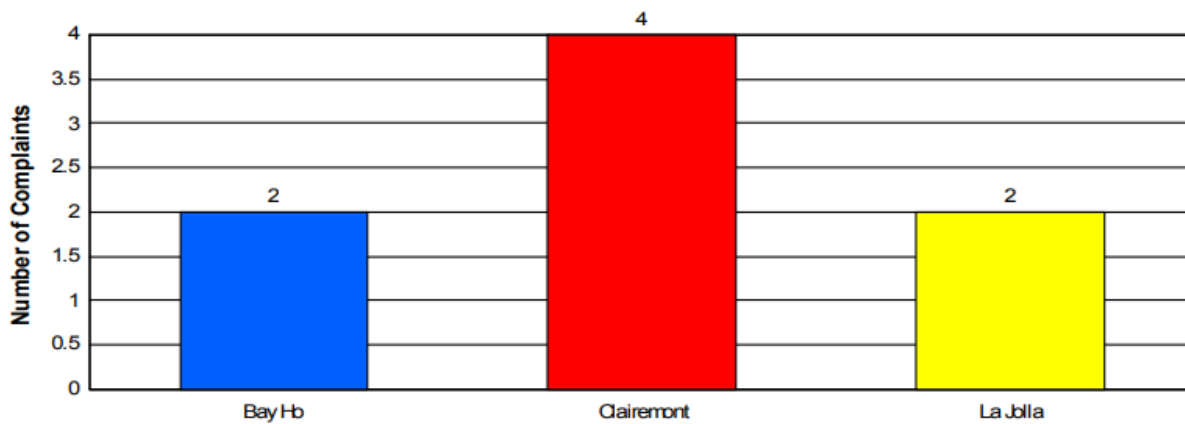
Noise Abatement Violations*

Day: 0

Night: 0

Total of Fine Amount for the Month: \$0

Community Complaint Totals



Total Number of Complaints: 8

Community Complaint Details

Community	Number of Complainants	Number of Complaints	YTD Total Complaints
Bay Ho	2	2	5
Clairemont	3	4	24
La Jolla	1	2	12
Totals:	6	8	41

*Noise Abatement Violations only apply to Montgomery Gibbs Executive Airport as the City ordinance/policy was passed and put into place prior to the Airport Noise and Capacity Act of 1990

Monthly Noise Management Report- August 2022

Brown Field Municipal Airport

Community Complaint Totals

No complaints received for August.

Community Complaint Details

No complaints received for August.



Monthly Noise Management Report- September 2022

Montgomery Gibbs Executive Airport

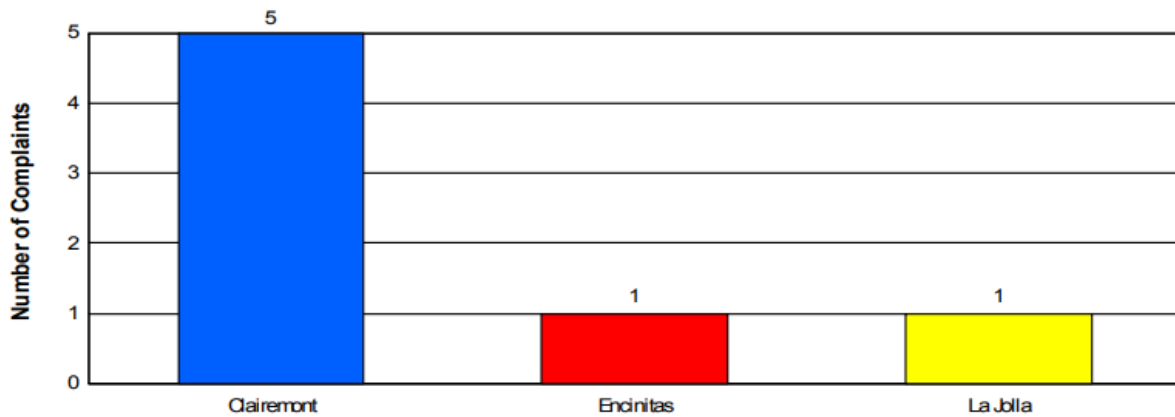
Noise Abatement Violations*

Day: 0

Night: 3

Total of Fine Amount for the Month: \$450

Community Complaint Totals



Total Number of Complaints: 7

Community Complaint Details

Community	Number of Complainants	Number of Complaints	YTD Total Complaints
Clairemont	4	5	29
Encinitas	1	1	4
La Jolla	1	1	13
Totals:	6	7	46


*Noise Abatement Violations only apply to Montgomery Gibbs Executive Airport as the City ordinance/policy was passed and put into place prior to the Airport Noise and Capacity Act of 1990



Monthly Noise Management Report- September 2022

Brown Field Municipal Airport

Community Complaint Totals



Total Number of Complaints: 2

Community Complaint Details

Community	Number of Complainants	Number of Complaints	YTD Total Complaints
Otay Mesa	2	2	19
Totals:	2	2	19

*Noise Abatement Violations only apply to Montgomery Gibbs Executive Airport as the City ordinance/policy was passed and put into place prior to the Airport Noise and Capacity Act of 1990

Monthly Noise Management Report- October 2022

Montgomery Gibbs Executive Airport

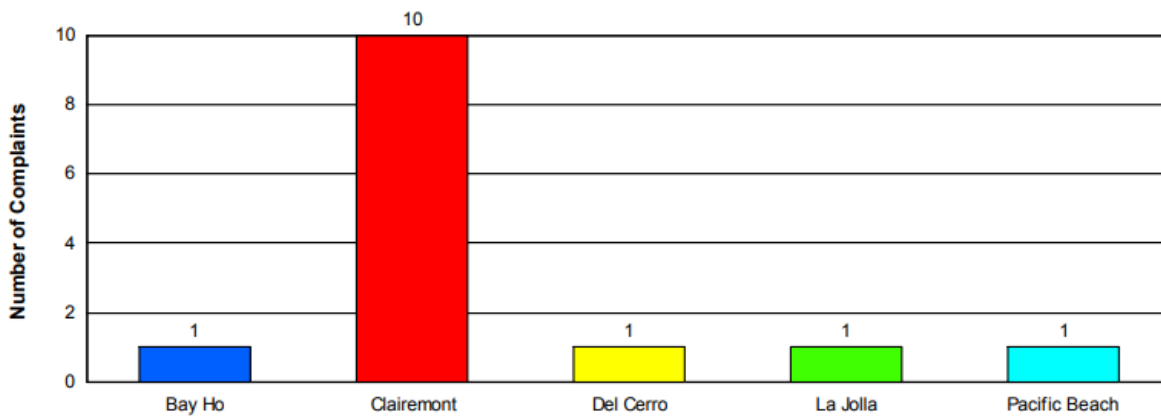
Noise Abatement Violations*

Day: 0

Night: 2

Total of Fine Amount for the Month: \$500

Community Complaint Totals



Total Number of Complaints: 14

Community Complaint Details

Community	Number of Complainants	Number of Complaints	YTD Total Complaints
Bay Ho	1	1	6
Clairemont	7	10	39
Del Cerro	1	1	2
La Jolla	1	1	14
Pacific Beach	1	1	1
Totals:	11	14	62

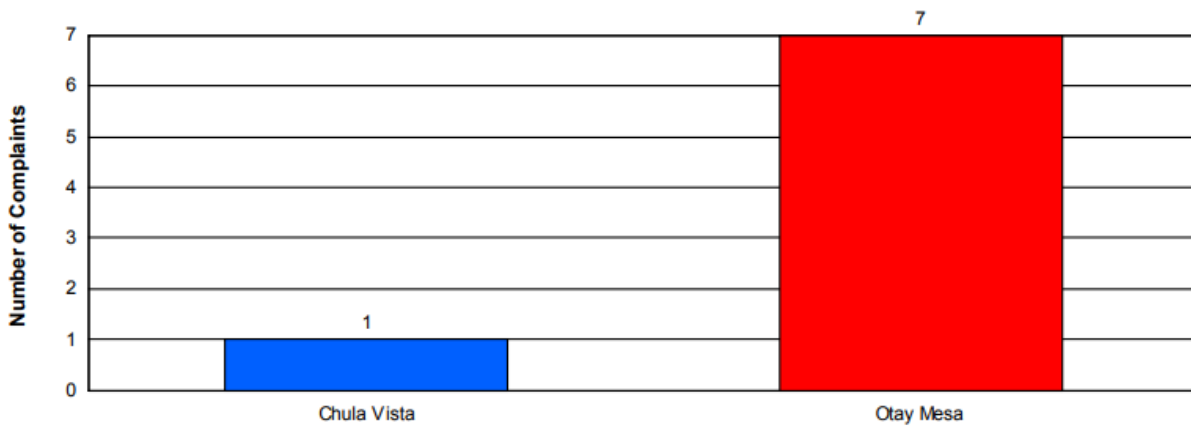
*Noise Abatement Violations only apply to Montgomery Gibbs Executive Airport as the City ordinance/policy was passed and put into place prior to the Airport Noise and Capacity Act of 1990



Monthly Noise Management Report- October 2022

Brown Field Municipal Airport

Community Complaint Totals



Total Number of Complaints: 8

Community Complaint Details

Community	Number of Complainants	Number of Complaints	YTD Total Complaints
Chula Vista	1	1	2
Otay Mesa	5	7	26
Totals:	6	8	28

*Noise Abatement Violations only apply to Montgomery Gibbs Executive Airport as the City ordinance/policy was passed and put into place prior to the Airport Noise and Capacity Act of 1990