




The City of San Diego

MEMORANDUM

DATE: February 27, 2023
TO: Distribution
FROM: Elizabeth Correia, City Treasurer 
SUBJECT: Monthly Investment Report – January 31, 2023

Attached is the City Treasurer's Monthly Investment Report, which includes three schedules. These investments are in conformance with the City Treasurer's [Investment Policy](#) and are sufficiently liquid to meet the City's expenditure requirements for the next six months as required by California Government Code section 53646(b)(3).

In compliance with the Investment Policy, all securities met the minimum credit rating requirement at the time of purchase. The following security was below the minimum Investment Policy credit rating for the applicable investment category as of month end:

<i>Issuer</i>	<i>Maturity</i>	<i>Par Amount</i>	<i>S&P Rating</i>	<i>Moody's Rating</i>
Credit Suisse NY Comm Paper	02/10/2023	\$50,000,000	A-2	P-2

As provided above, the investment matured on February 10, 2023. If you have any questions, please contact Kent Morris, Chief Investment Officer, at (619) 236-6112.

EC/km

Attachments:

- I. Schedule I:
 - a. City's pooled investment holdings
 - b. City's pooled investment maturity distribution schedule
 - c. City's pooled investment historical earned income yields and weighted average days to maturity
- II. Schedule II: Pooled Portfolio Position Detail Report
- III. Appendix: Glossary of Investment Terms

Distribution:

Honorable Mayor Todd Gloria
Honorable Mara Elliott, City Attorney

Page 2
Distribution
February 27, 2023

Honorable Council President Elo-Rivera and Members of the City Council
Paola Avila, Chief of Staff, Office of the Mayor
Eric Dargan, Chief Operating Officer
Charles Modica, Independent Budget Analyst
Deborah Higgins, Investment Advisory Committee
Stefan Meierhofer, Investment Advisory Committee
Jayson Schmitt, Investment Advisory Committee
Matt Vespi, Chief Financial Officer and Investment Advisory Committee
Jyothi Pantulu, Assistant Director, Department of Finance and Investment Advisory
Committee

cc: Jessica Lawrence, Director of Policy, Office of the Mayor
Rolando Charvel, Director, Department of Finance and City Comptroller
Kent J. Morris, Chief Investment Officer, Office of the City Treasurer
Nicole LeClair-Miller, Deputy Director, Office of the City Treasurer
Jeremy Shortess, Principal Accountant, Office of the City Treasurer



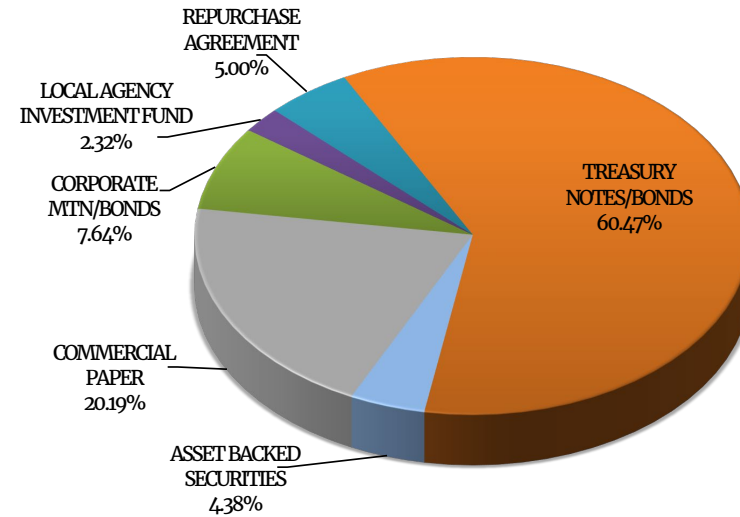
ASSET ALLOCATION

Assets (000's)	Current Par Value	Current Book Value	Market Value	Mkt/Book	Yield to Maturity 365
ASSET BACKED SECURITIES	127,240	125,471	124,086	98.90%	3.67%
COMMERCIAL PAPER	590,000	578,388	583,894	100.95%	4.44%
CORPORATE MTN/BONDS	222,733	219,051	217,636	99.35%	2.80%
LOCAL AGENCY INVESTMENT FUND	66,592	66,592	66,592	100.00%	2.07%
REPURCHASE AGREEMENT	143,200	143,200	143,200	100.00%	4.33%
TREASURY NOTES/BONDS	1,735,000	1,732,587	1,672,957	96.56%	1.59%
Totals (000's):	2,884,765	2,865,289	2,808,366	98.01%	2.50%

Portfolio Breakdown & Statistics

	Liquidity	Core
Portfolio Size	\$993,806,393	\$1,871,483,026
% of total pool	34.68%	65.32%
Portfolio Duration*	0.21	1.81
Index Duration*	0.26	1.79
% of index	79.83%	101.12%
Weighted Average Days to Maturity	77	741
Earned Income Yield	3.307%	1.520%

* Macaulay's Duration for Liquidity and Effective Duration for Core.



Pooled Portfolio Composition by Book Value

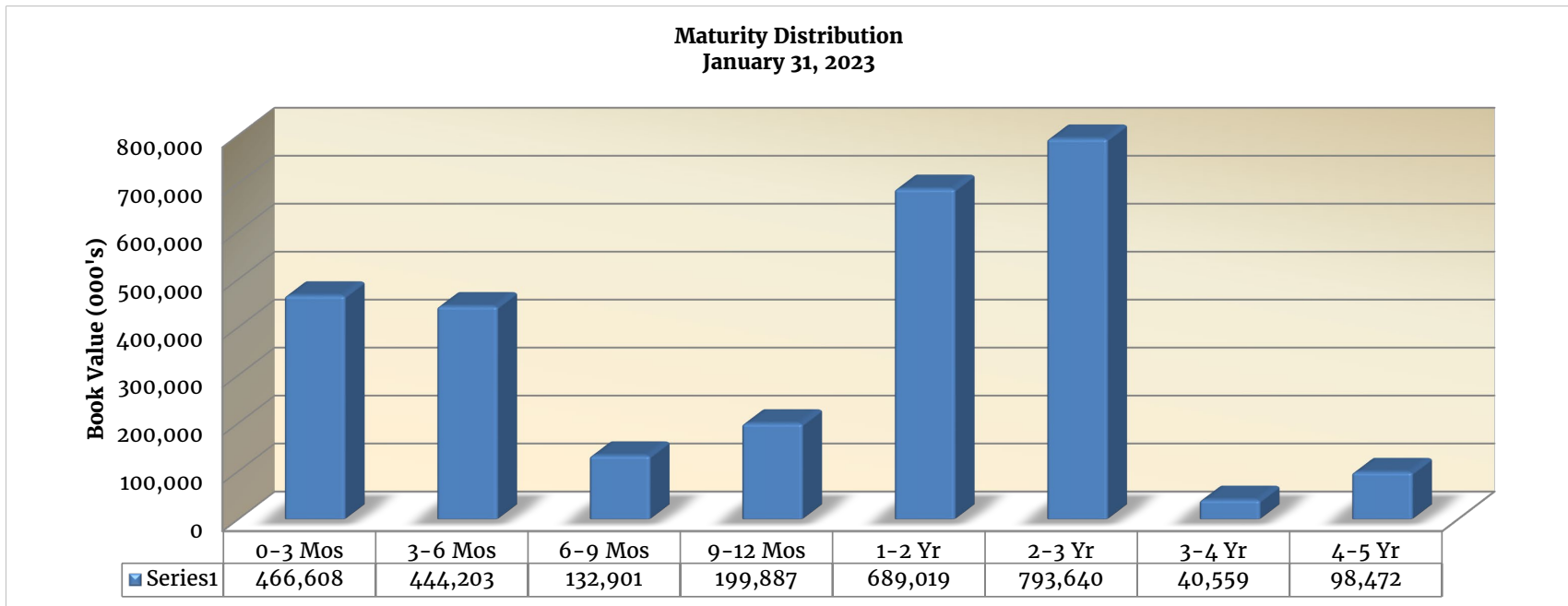
POOLED INVESTMENTS AT JANUARY 31, 2023 - MATURITY DISTRIBUTION

City of San Diego
Office of the City Treasurer



MATURITY DISTRIBUTION

Current Book Value (000's)	0-3 Mos	3-6 Mos	6-9 Mos	9-12 Mos	1-2 Yr	2-3 Yr	3-4 Yr	4-5 Yr	Totals (000's)
ASSET BACKED SECURITIES							26,999	98,472	125,471
COMMERCIAL PAPER	256,816	321,571							578,388
CORPORATE MTN/BONDS		47,599	32,986		29,965	94,942	13,560		219,051
LOCAL AGENCY INVESTMENT FUND	66,592								66,592
REPURCHASE AGREEMENT	143,200								143,200
TREASURY NOTES/BONDS		75,033	99,916	199,887	659,054	698,699			1,732,587
Totals (000's):	466,608	444,203	132,901	199,887	689,019	793,640	40,559	98,472	2,865,289
% of Portfolio	16.28%	15.50%	4.64%	6.98%	24.05%	27.70%	1.42%	3.44%	100.00%

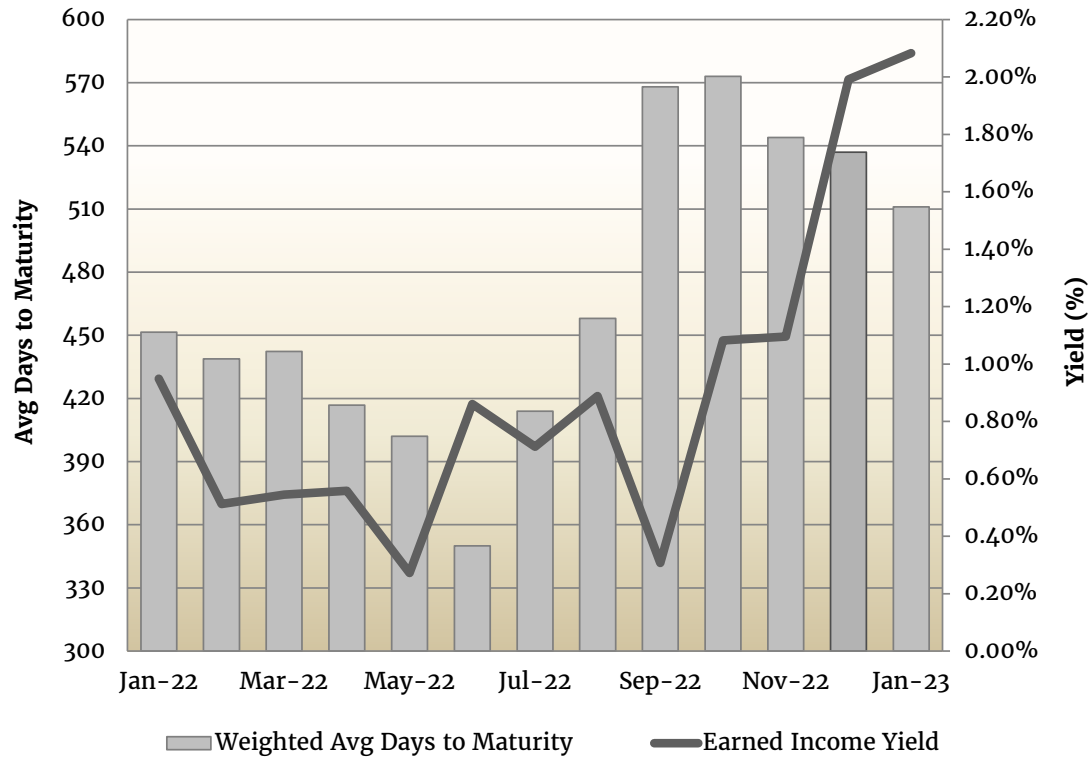




PORTFOLIO - EARNED INCOME YIELD

Month	Earned Income Yield	Weighted Avg Days to Maturity
Jan-22	0.95%	451
Feb-22	0.51%	439
Mar-22	0.55%	442
Apr-22	0.56%	417
May-22	0.27%	402
Jun-22	0.86%	350
Jul-22	0.71%	414
Aug-22	0.89%	458
Sep-22	0.31%	568
Oct-22	1.08%	573
Nov-22	1.10%	544
Dec-22	1.99%	537
Jan-23	2.08%	511

Yield and Weighted Average Days to Maturity Trends



POOLED INVESTMENTS AT JANUARY 31, 2023 - PORTFOLIO POSITION DETAIL

TREASURY NOTES/BONDS	Issuer	CUSIP	Coupon Rate	Yield to Maturity	Modified Duration	Purchase Date	Maturity Date	Current Par Value	Current Book Value	Market Value	Market Price	Price Source
Treasury Notes	UST Note	91282ZU7	0.250	0.169	0.367	12/1/2022	6/15/2023	75,000,000.00	75,032,826.62	73,769,550.00	98.359	CDL
Treasury Notes	UST Note	91282CAK7	0.125	0.153	0.601	1/3/2023	9/15/2023	50,000,000.00	50,009,336.50	48,601,550.00	97.203	CDL
Treasury Notes	UST Note	91282CAK7	0.125	0.191	0.601	11/2/2020	9/15/2023	50,000,000.00	49,906,250.00	48,601,550.00	97.203	CDL
Treasury Notes	UST Note	91282CAW1	0.250	0.186	0.764	12/1/2020	11/15/2023	50,000,000.00	50,093,750.00	48,244,150.00	96.488	CDL
Treasury Notes	UST Note	91282CAW1	0.250	0.153	0.764	1/5/2021	11/15/2023	50,000,000.00	50,138,671.88	48,244,150.00	96.488	CDL
Treasury Notes	UST Note	91282CBE0	0.125	0.174	0.930	2/1/2021	1/15/2024	50,000,000.00	49,927,734.38	47,861,350.00	95.723	CDL
Treasury Notes	UST Note	91282CBE0	0.125	0.316	0.930	3/1/2021	1/15/2024	50,000,000.00	49,726,562.50	47,861,350.00	95.723	CDL
Treasury Notes	UST Note	91282CBR1	0.250	0.334	1.088	4/1/2021	3/15/2024	60,000,000.00	59,852,343.75	57,119,520.00	95.199	CDL
Treasury Notes	UST Note	91282CBV2	0.375	0.336	1.170	5/4/2021	4/15/2024	50,000,000.00	50,056,640.63	47,521,500.00	95.043	CDL
Treasury Notes	UST Note	91282CCC3	0.250	0.296	1.253	5/28/2021	5/15/2024	75,000,000.00	74,897,460.94	70,930,650.00	94.574	CDL
Treasury Notes	UST Note	91282CCG4	0.250	0.458	1.336	7/1/2021	6/15/2024	50,000,000.00	49,695,312.50	47,160,150.00	94.320	CDL
Treasury Notes	UST Note	91282CCL3	0.375	0.346	1.418	8/3/2021	7/15/2024	50,000,000.00	50,042,968.75	47,119,150.00	94.238	CDL
Treasury Notes	UST Note	91282CCT6	0.375	0.398	1.498	9/1/2021	8/15/2024	75,000,000.00	74,950,195.31	70,470,675.00	93.961	CDL
Treasury Notes	UST Note	91282CCX7	0.375	0.527	1.575	10/1/2021	9/15/2024	50,000,000.00	49,777,343.75	46,890,650.00	93.781	CDL
Treasury Notes	UST Note	91282CDB4	0.625	0.760	1.654	11/1/2021	10/15/2024	75,000,000.00	74,704,101.56	70,458,975.00	93.945	CDL
Treasury Notes	UST Note	91282CDH1	0.750	0.749	1.734	12/1/2021	11/15/2024	50,000,000.00	50,001,953.13	46,951,150.00	93.902	CDL
Treasury Notes	UST Note	91282CDN8	1.000	0.947	1.813	1/3/2022	12/15/2024	75,000,000.00	75,114,257.81	70,637,700.00	94.184	CDL
Treasury Notes	UST Note	91282Z52	1.375	1.402	1.936	2/1/2022	1/31/2025	50,000,000.00	49,960,937.50	47,332,050.00	94.664	CDL
Treasury Notes	UST Note	91282CDZ1	1.500	1.638	1.958	3/1/2022	2/15/2025	50,000,000.00	49,800,781.25	46,988,650.00	94.777	CDL
Treasury Notes	UST Note	9128284F4	2.625	2.471	2.052	3/31/2022	3/31/2025	50,000,000.00	50,220,703.13	48,488,300.00	96.977	CDL
Treasury Notes	UST Note	91282CEH0	2.625	2.863	2.092	4/29/2022	4/15/2025	50,000,000.00	49,664,062.50	48,441,400.00	96.883	CDL
Treasury Notes	UST Note	91282CEQ0	2.750	2.753	2.172	5/31/2022	5/15/2025	50,000,000.00	49,996,093.75	48,564,450.00	97.129	CDL
Treasury Notes	UST Note	91282CEU1	2.875	3.036	2.252	7/1/2022	6/15/2025	50,000,000.00	49,773,437.50	48,703,150.00	97.406	CDL
Treasury Notes	UST Note	91282CEY3	3.000	2.843	2.332	8/1/2022	7/15/2025	100,000,000.00	100,441,406.25	97,640,600.00	97.641	CDL
Treasury Notes	UST Note	91282CFE6	3.125	3.444	2.376	9/1/2022	8/15/2025	150,000,000.00	148,880,604.62	146,888,700.00	97.926	CDL
Treasury Notes	UST Note	91282CFP1	4.250	4.320	2.500	12/2/2022	10/15/2025	100,000,000.00	100,369,033.31	100,761,700.00	100.762	CDL
Treasury Notes	UST Note	91282CGA3	4.000	4.238	2.673	1/3/2023	12/15/2025	100,000,000.00	99,552,541.21	100,304,700.00	100.305	CDL
Total	Count 27		1.521	1.588	1.660			1,735,000,000.00	1,732,587,311.03	1,672,957,470.00	96.424	

LOCAL AGENCY INVESTMENT FUND	Issuer	CUSIP	Coupon Rate	Yield to Maturity	Modified Duration	Purchase Date	Maturity Date	Current Par Value	Current Book Value	Market Value	Market Price	Price Source
LAIF	LAIF	SYS49819	2.070	2.070	0.000	3/31/2003	2/1/2023	66,592,096.25	66,592,096.25	66,592,096.25	100.000	Book
Total	Count 1		2.070	2.070	0.000			66,592,096.25	66,592,096.25	66,592,096.25	100.000	

ASSET BACKED SECURITIES	Issuer	CUSIP	Coupon Rate	Yield to Maturity	Modified Duration	Purchase Date	Maturity Date	Current Par Value	Current Book Value	Market Value	Market Price	Price Source
Asset Backed Secs	Capital One	14041NFW6	0.550	0.552	1.693	7/22/2021	7/15/2026	27,000,000.00	26,998,906.50	25,358,400.00	93.920	MNL
Asset Backed Secs	Capital One	14041NFZ9	2.800	4.872	1.910	10/7/2022	3/15/2027	20,000,000.00	19,130,468.75	19,310,520.00	96.553	CDL
Asset Backed Secs	Capital One	14041NGA3	3.490	4.794	1.992	9/30/2022	5/15/2027	25,000,000.00	24,285,156.25	24,451,100.00	97.804	CDL
Asset Backed Secs	American Express Credit	02582JVV3	3.750	3.896	2.155	9/12/2022	8/16/2027	27,740,000.00	27,589,380.47	27,312,332.42	98.458	CDL
Asset Backed Secs	Chase Issuance Trust	161571HS6	3.970	4.010	2.136	9/16/2022	9/15/2027	10,000,000.00	9,998,331.00	9,897,560.00	98.976	CDL
Asset Backed Secs	American Express Credit	02582JJX9	4.950	5.004	2.172	11/3/2022	10/15/2027	10,000,000.00	9,999,504.00	10,146,570.00	101.466	CDL
Asset Backed Secs	American Express Credit	02582JJX9	4.950	5.185	2.172	11/3/2022	10/15/2027	7,500,000.00	7,469,238.28	7,609,927.50	101.466	CDL
Total	Count 7		3.051	3.673	1.988			127,240,000.00	125,470,985.25	124,086,409.92	97.522	

REPURCHASE AGREEMENT	Issuer	CUSIP	Coupon Rate	Yield to Maturity	Modified Duration	Purchase Date	Maturity Date	Current Par Value	Current Book Value	Market Value	Market Price	Price Source
Repurchase Agreement	JP Morgan Repurchase Agmt	REPO79817	4.270	4.329	0.000	1/31/2023	2/1/2023	143,200,000.00	143,200,000.00	143,200,000.00	100.000	CDL
Total	Count 1		4.270	4.329	0.000			143,200,000.00	143,200,000.00	143,200,000.00	100.000	

POOLED INVESTMENTS AT JANUARY 31, 2023 - PORTFOLIO POSITION DETAIL

COMMERCIAL PAPER	Issuer	CUSIP	Coupon Rate	Yield to Maturity	Modified Duration	Purchase Date	Maturity Date	Current Par Value	Current Book Value	Market Value	Market Price	Price Source
Commercial Paper	Natixis SA	63873KP19	3.530	3.642	0.000	8/9/2022	2/1/2023	50,000,000.00	49,137,111.11	50,000,000.00	100.000	CDL
Commercial Paper	Bayerische Landesbank	07274MP17	4.330	4.398	0.000	1/18/2023	2/1/2023	25,000,000.00	24,957,902.78	25,000,000.00	100.000	CDL
Commercial Paper	Landesbank Baden-Wuert	5148X1P15	4.320	4.386	0.000	1/20/2023	2/1/2023	40,000,000.00	39,942,400.00	40,000,000.00	100.000	CDL
Commercial Paper	Credit Agricole	22533UP15	4.280	4.344	0.000	1/24/2023	2/1/2023	25,000,000.00	24,976,222.22	25,000,000.00	100.000	CDL
Commercial Paper	Credit Suisse NY	2254EBPA3	3.540	3.737	0.024	8/10/2022	2/10/2023	50,000,000.00	49,095,333.33	49,932,000.00	99.864	CDL
Commercial Paper	Societe Generale	83369CPF5	3.390	3.575	0.038	8/15/2022	2/15/2023	50,000,000.00	49,133,666.67	49,906,700.00	99.813	CDL
Commercial Paper	JPMorgan Chase	46640QQN4	3.620	3.820	0.133	8/22/2022	3/22/2023	20,000,000.00	19,573,644.44	19,871,480.00	99.357	CDL
Commercial Paper	Credit Agricole	22533USC8	3.690	3.863	0.269	9/7/2022	5/12/2023	50,000,000.00	48,734,125.00	49,338,600.00	98.677	CDL
Commercial Paper	JP Morgan Securities	46590ESW9	3.860	4.055	0.318	9/2/2022	5/30/2023	30,000,000.00	29,131,500.00	29,527,470.00	98.425	CDL
Commercial Paper	Mizuho Bank	60689GTD8	4.900	5.094	0.355	12/14/2022	6/13/2023	50,000,000.00	48,768,194.44	49,122,000.00	98.244	CDL
Commercial Paper	Bayerische Landesbank	07274MTF2	4.850	5.041	0.360	12/15/2022	6/15/2023	50,000,000.00	48,774,027.78	49,103,200.00	98.206	CDL
Commercial Paper	Korea Development Bank	5006E1TL8	5.020	5.282	0.373	12/16/2022	6/20/2023	50,000,000.00	48,703,166.67	49,065,100.00	98.130	CDL
Commercial Paper	MUFG Bank	62479MTP8	5.080	5.340	0.382	11/23/2022	6/23/2023	50,000,000.00	48,504,222.22	49,047,050.00	98.094	CDL
Commercial Paper	Barclays	06742VSH5	4.880	5.053	0.400	1/27/2023	6/30/2023	50,000,000.00	48,956,222.22	48,980,000.00	97.960	CDL
	Total	Count 14	4.270	4.444	0.206			590,000,000.00	578,387,738.88	583,893,600.00	98.965	
CORPORATE MTN/BONDS	Issuer	CUSIP	Coupon Rate	Yield to Maturity	Modified Duration	Purchase Date	Maturity Date	Current Par Value	Current Book Value	Market Value	Market Price	Price Source
Medium Term Notes	Pepsico Inc	713448EY0	0.750	0.274	0.243	11/1/2022	5/1/2023	16,000,000.00	16,038,013.00	15,839,552.00	98.997	CDL
Medium Term Notes	Apple Corp	037833AK6	2.400	1.899	0.249	11/1/2022	5/3/2023	8,895,000.00	8,917,320.87	8,845,018.99	99.438	CDL
Medium Term Notes	Apple Corp	037833AK6	2.400	0.321	0.249	11/1/2022	5/3/2023	9,338,000.00	9,435,978.45	9,285,529.78	99.438	CDL
Medium Term Notes	JPMorgan Chase	46625HRL6	2.700	2.174	0.290	11/1/2022	5/18/2023	13,170,000.00	13,207,394.86	13,084,829.61	99.353	CDL
Medium Term Notes	Toyota Corporation	89236THF5	0.500	0.327	0.521	11/1/2022	8/14/2023	15,000,000.00	15,036,337.63	14,657,685.00	97.718	CDL
Medium Term Notes	Bank of New York Mellon	06406FAD5	2.200	2.015	0.523	11/1/2022	8/16/2023	17,842,000.00	17,949,350.02	17,578,509.34	98.523	CDL
Medium Term Notes	PACCAR Inc	69371RR24	0.350	0.389	0.976	2/2/2021	2/2/2024	10,000,000.00	9,988,400.00	9,549,040.00	95.490	CDL
Medium Term Notes	Bank of New York Mellon	06406RAS6	0.500	0.536	1.204	4/26/2021	4/26/2024	15,000,000.00	14,983,950.00	14,252,280.00	95.015	CDL
Medium Term Notes	Amazon	023135BW5	0.450	0.499	1.248	5/12/2021	5/12/2024	5,000,000.00	4,992,700.00	4,743,130.00	94.863	CDL
Medium Term Notes	Microsoft Corp	594918BB9	2.700	4.615	1.923	9/29/2022	2/12/2025	25,000,000.00	24,024,375.00	24,289,200.00	97.157	CDL
Medium Term Notes	Toyota Corporation	89236TKC8	3.950	4.511	2.267	9/23/2022	6/30/2025	24,765,000.00	24,405,659.85	24,436,838.99	98.675	CDL
Medium Term Notes	Home Depot	437076CR1	4.000	4.294	2.428	9/23/2022	9/15/2025	11,272,000.00	11,185,255.70	11,219,607.74	99.535	CDL
Medium Term Notes	UnitedHealth Group	91324PEN8	5.150	5.154	2.475	10/28/2022	10/15/2025	7,000,000.00	6,999,370.00	7,136,458.00	101.949	CDL
Medium Term Notes	Visa Inc	92826CAD4	3.150	4.888	2.696	10/26/2022	12/14/2025	14,032,000.00	13,330,820.96	13,625,619.25	97.104	CDL
Medium Term Notes	Caterpillar Fncl Service	14913R3B1	4.800	4.809	2.703	1/6/2023	1/6/2026	15,000,000.00	14,996,250.00	15,200,355.00	101.336	CDL
Medium Term Notes	Apple Corp	037833EB2	0.700	4.651	2.918	9/29/2022	2/8/2026	15,419,000.00	13,560,111.06	13,892,719.45	90.101	CDL
	Total	Count 16	2.362	2.803	1.486			222,733,000.00	219,051,287.40	217,636,373.15	97.712	
Grand Total								2,884,765,096.25	2,865,289,418.81	2,808,365,949.32		



GLOSSARY OF INVESTMENT TERMS

ASSET BACKED SECURITIES: Securities, such as bonds or notes, collateralized by receivables such as credit card or auto loans.

BOOK VALUE: The original cost of the investment, plus accrued interest and amortization of any premium or discount.

CERTIFICATE OF DEPOSIT (CD or NCD): A deposit of funds at a bank for a specified period of time that earns interest at a specified rate. Commonly known as "CDs" or "negotiable CDs."

COUPON: The annual rate at which a bond pays interest.

CUSIP: The number identifying all stocks and registered bonds, using the Committee on Uniform Securities Identification Procedures (CUSIP).

DURATION: Duration measures the price sensitivity of a bond to changes in interest rates.

(a) **EFFECTIVE DURATION** is a duration calculation for bonds with embedded options. Effective duration takes into account that expected cash flows will fluctuate as interest rates change.

(b) **MACAULAY'S DURATION** is the weighted average maturity of the bond's cash flows, where the present values of the cash flows serves as the weights. The greater the duration of the bond, the greater its percentage price volatility.

LOCAL AGENCY INVESTMENT FUND (LAIF): An investment pool sponsored by the State of California and administered/managed by the State Treasurer's Office. Local government units, with consent of the local governing body of that agency, may voluntarily deposit surplus funds for the purpose of investment.

MARKET VALUE: The price at which a security is trading and could presumably be purchased or sold.

MATURITY: The date upon which the principal or stated value of an investment becomes due and payable.

PAR VALUE: The amount of principal which must be paid at maturity. Also referred to as the face amount of a bond, normally quoted in \$1,000 increments per bond.

REPURCHASE AGREEMENT (RP OR REPO): The purchase of securities, on a temporary basis, with the seller's simultaneous agreement to repurchase the securities at a later date at a specified price that includes interest for the buyer's holding period. In essence, this is a collateralized investment whereby the security "buyer" lends the "seller" money for the period of the agreement.

SUPRANATIONAL: An entity formed by two or more central governments through international treaties, for the purpose of promoting economic development for member countries. Two examples of supranational institutions are the International Bank for Reconstruction and Development (World Bank) and the Inter-American Development Bank.

U. S. GOVERNMENT AGENCY SECURITIES: Debt securities issued by U. S. Government sponsored enterprises and federally related institutions. These government agencies include: Federal Home Loan Banks (FHLB); Federal Home Loan Mortgage Corporation (FHLMC, or "Freddie Mac"); Federal National Mortgage Association (FNMA, or "Fannie Mae"); Federal Farm Credit Banks (FFCB); and Tennessee Valley Authority (TVA).

U. S. TREASURY SECURITIES: Securities issued by the U. S. Treasury and backed by the full faith and credit of the United States. Treasuries are considered to have no credit risk, and are the benchmark for interest rates on all other securities in the U.S. and overseas. The Treasury issues both discounted securities and fixed coupon notes and bonds.

WEIGHTED AVERAGE DAYS TO MATURITY: The weighted average of the remaining term to maturity of all of the assets in an investment pool or securities portfolio, as expressed in days.

YIELD: The rate of annual income return on an investment, expressed as a percentage.

(a) **EARNED INCOME YIELD** is the annual income from an investment divided by the current market value.

(b) **YIELD TO MATURITY** is the rate of return earned on an investment considering all cash flows and timing factors: interest earnings, discounts, and premiums above par.

For additional glossary terms, previous Investment Reports, and City Investment Policy, please visit the Office of the City Treasurer's website at: <http://www.sandiego.gov/treasurer/investments/>