




**The City of San Diego**

**M E M O R A N D U M**

DATE: January 18, 2023  
TO: Distribution  
FROM: Elizabeth Correia, City Treasurer   
SUBJECT: Monthly Investment Report – December 31, 2022

---

Attached is the City Treasurer's Monthly Investment Report, which includes three schedules. The investments are in conformance with the City Treasurer's [Investment Policy](#) and are sufficiently liquid to meet the City's expenditure requirements for the next six months as required by California Government Code section 53646(b)(3).

In compliance with the Investment Policy, all securities met the minimum credit rating requirement at the time of purchase. The following security was below the minimum Investment Policy credit rating for the applicable investment category as of month end:

<i>Issuer</i>	<i>Maturity</i>	<i>Par Amount</i>	<i>S&amp;P Rating</i>	<i>Moody's Rating</i>
Credit Suisse NY Comm Paper	02/10/2023	\$50,000,000	A-2	P-2

Our Investments Division continues to closely monitor the issuer and the financial market for any significant change.

If you have any questions, please contact Kent Morris, Chief Investment Officer, at (619) 236-6112.

EC/km

**Attachments:**

- I. Schedule I:
  - a. City's pooled investment holdings
  - b. City's pooled investment maturity distribution schedule
  - c. City's pooled investment historical earned income yields and weighted average days to maturity
- II. Schedule II: Pooled Portfolio Position Detail Report
- III. Appendix: Glossary of Investment Terms

Distribution:

Honorable Mayor Todd Gloria  
Honorable Mara Elliott, City Attorney  
Honorable Council President Elo-Rivera and Members of the City Council  
Paola Avila, Chief of Staff, Office of the Mayor  
Eric Dargan, Chief Operating Officer  
Charles Modica, Independent Budget Analyst  
Deborah Higgins, Investment Advisory Committee  
Stefan Meierhofer, Investment Advisory Committee  
Jayson Schmitt, Investment Advisory Committee  
Matt Vespi, Chief Financial Officer and Investment Advisory Committee  
Jyothi Pantulu, Assistant Director, Department of Finance and Investment Advisory Committee

cc: Jessica Lawrence, Director of Policy, Office of the Mayor  
Rolando Charvel, Director, Department of Finance and City Comptroller  
Kent J. Morris, Chief Investment Officer, Office of the City Treasurer  
Nicole LeClair-Miller, Deputy Director, Office of the City Treasurer  
Jeremy Shortess, Principal Accountant, Office of the City Treasurer



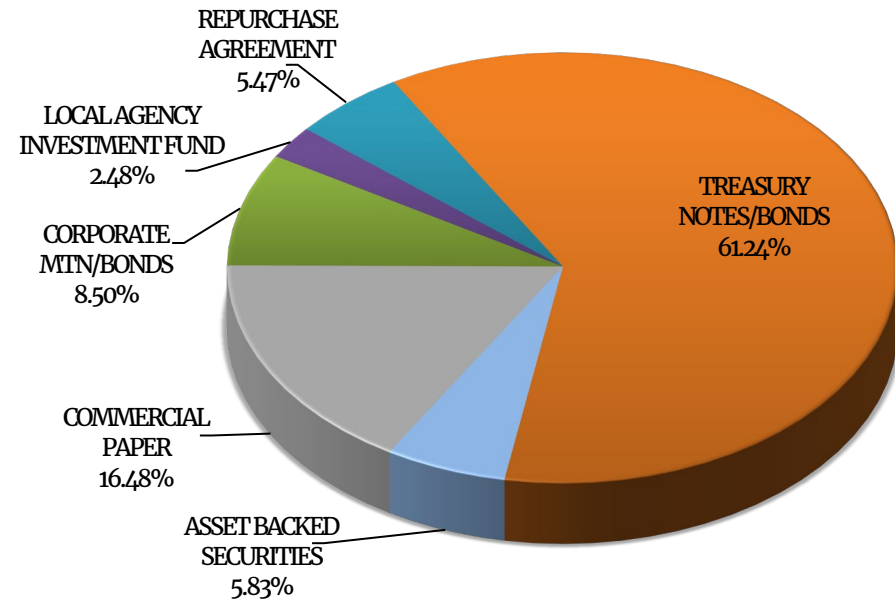
**ASSET ALLOCATION**

Assets (000's)	Current Par Value	Current Book Value	Market Value	Mkt/Book	Yield to Maturity 365
ASSET BACKED SECURITIES	156,740	155,430	152,701	98.24%	3.10%
COMMERCIAL PAPER	450,000	439,555	442,954	100.77%	4.39%
CORPORATE MTN/BONDS	230,220	226,754	223,647	98.63%	2.60%
LOCAL AGENCY INVESTMENT FUND	66,246	66,246	66,246	100.00%	1.35%
REPURCHASE AGREEMENT	145,800	145,800	145,800	100.00%	4.14%
TREASURY NOTES/BONDS	1,635,000	1,633,123	1,563,335	95.73%	1.43%
<b>Totals (000's):</b>	<b>2,684,006</b>	<b>2,666,908</b>	<b>2,594,682</b>	<b>97.29%</b>	<b>2.26%</b>

**Portfolio Breakdown & Statistics**

	Liquidity	Core
Portfolio Size	\$829,916,905	\$1,836,991,166
% of total pool	31.12%	68.88%
Portfolio Duration*	0.25	1.77
Index Duration*	0.27	1.80
% of index	92.51%	98.33%
Weighted Average Days to Maturity	93	738
Earned Income Yield	3.151%	1.506%

\* Macaulay's Duration for Liquidity and Effective Duration for Core.



Pooled Portfolio Composition by Book Value

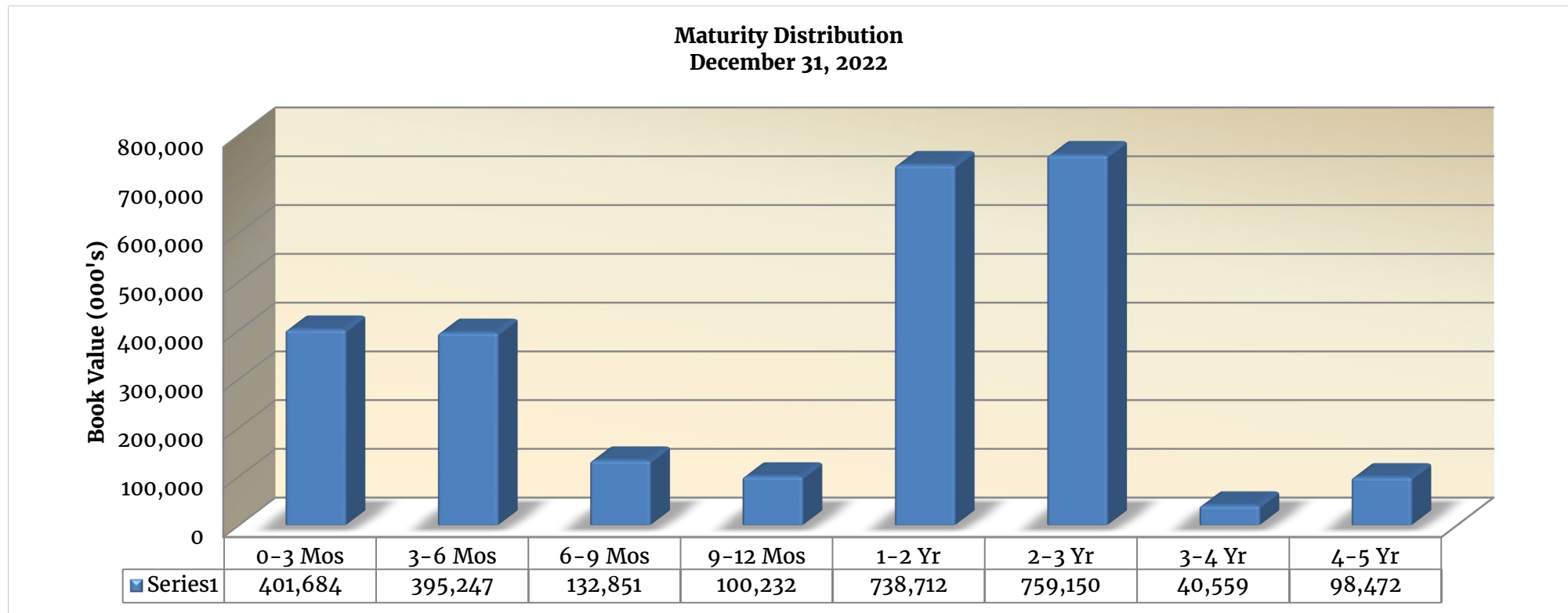
POOLED INVESTMENTS AT DECEMBER 31, 2022 - MATURITY DISTRIBUTION

City of San Diego  
Office of the City Treasurer



**MATURITY DISTRIBUTION**

Current Book Value (000's)	0-3 Mos	3-6 Mos	6-9 Mos	9-12 Mos	1-2 Yr	2-3 Yr	3-4 Yr	4-5 Yr	Totals (000's)
ASSET BACKED SECURITIES						29,959	26,999	98,472	155,430
COMMERCIAL PAPER	166,940	272,615							439,555
CORPORATE MTN/BONDS	22,699	47,599	32,986		29,965	79,945	13,560		226,754
LOCAL AGENCY INVESTMENT FUND	66,246								66,246
REPURCHASE AGREEMENT	145,800								145,800
TREASURY NOTES/BONDS		75,033	99,865	100,232	708,747	649,246			1,633,123
<b>Totals (000's):</b>	<b>401,684</b>	<b>395,247</b>	<b>132,851</b>	<b>100,232</b>	<b>738,712</b>	<b>759,150</b>	<b>40,559</b>	<b>98,472</b>	<b>2,666,908</b>
<b>% of Portfolio</b>	<b>15.06%</b>	<b>14.82%</b>	<b>4.98%</b>	<b>3.76%</b>	<b>27.70%</b>	<b>28.47%</b>	<b>1.52%</b>	<b>3.69%</b>	<b>100.00%</b>

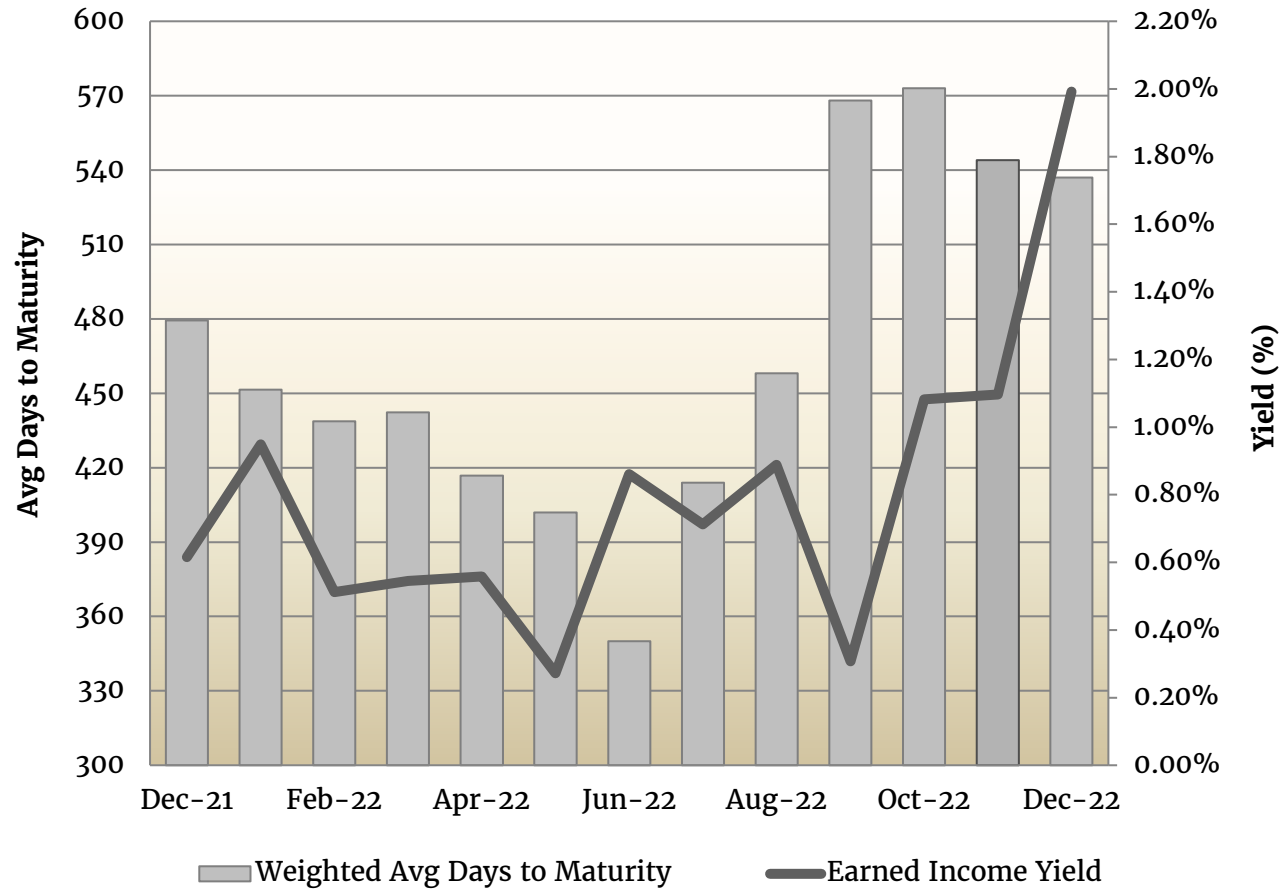




**PORTFOLIO - EARNED INCOME YIELD**

Month	Earned Income Yield	Weighted Avg Days to Maturity
Dec-21	0.62%	479
Jan-22	0.95%	451
Feb-22	0.51%	439
Mar-22	0.55%	442
Apr-22	0.56%	417
May-22	0.27%	402
Jun-22	0.86%	350
Jul-22	0.71%	414
Aug-22	0.89%	458
Sep-22	0.31%	568
Oct-22	1.08%	573
Nov-22	1.10%	544
Dec-22	1.99%	537

Yield and Weighted Average Days to Maturity Trends



POOLED INVESTMENTS AT DECEMBER 31, 2022 - PORTFOLIO POSITION DETAIL

TREASURY NOTES/BONDS	Issuer	CUSIP	Coupon Rate	Yield to Maturity	Modified Duration	Purchase Date	Maturity Date	Current Par Value	Current Book Value	Market Value	Market Price	Price Source
Treasury Notes	UST Note	912828ZU7	0.250	0.169	0.452	12/1/2022	6/15/2023	75,000,000.00	75,032,826.62	73,546,875.00	98.063	CDL
Treasury Notes	UST Note	91282CAK7	0.125	0.153	0.685	10/1/2020	9/15/2023	50,000,000.00	49,958,984.38	48,431,650.00	96.863	CDL
Treasury Notes	UST Note	91282CAK7	0.125	0.191	0.685	11/2/2020	9/15/2023	50,000,000.00	49,906,250.00	48,431,650.00	96.863	CDL
Treasury Notes	UST Note	91282CAW1	0.250	0.186	0.849	12/1/2020	11/15/2023	50,000,000.00	50,093,750.00	48,078,150.00	96.156	CDL
Treasury Notes	UST Note	91282CAW1	0.250	0.153	0.849	1/5/2021	11/15/2023	50,000,000.00	50,138,671.88	48,078,150.00	96.156	CDL
Treasury Notes	UST Note	91282CBE0	0.125	0.174	1.013	2/1/2021	1/15/2024	50,000,000.00	49,927,734.38	47,674,300.00	95.349	CDL
Treasury Notes	UST Note	91282CBE0	0.125	0.316	1.013	3/1/2021	1/15/2024	50,000,000.00	49,726,562.50	47,674,300.00	95.349	CDL
Treasury Notes	UST Note	91282CBR1	0.250	0.334	1.171	4/1/2021	3/15/2024	60,000,000.00	59,852,343.75	56,880,480.00	94.801	CDL
Treasury Notes	UST Note	91282CBV2	0.375	0.336	1.252	5/4/2021	4/15/2024	50,000,000.00	50,056,640.63	47,312,500.00	94.625	CDL
Treasury Notes	UST Note	91282CCC3	0.250	0.296	1.336	5/28/2021	5/15/2024	75,000,000.00	74,897,460.94	70,590,825.00	94.121	CDL
Treasury Notes	UST Note	91282CCG4	0.250	0.458	1.418	7/1/2021	6/15/2024	50,000,000.00	49,695,312.50	46,925,800.00	93.852	CDL
Treasury Notes	UST Note	91282CCL3	0.375	0.346	1.497	8/3/2021	7/15/2024	50,000,000.00	50,042,968.75	46,837,900.00	93.676	CDL
Treasury Notes	UST Note	91282CCT6	0.375	0.398	1.579	9/1/2021	8/15/2024	75,000,000.00	74,950,195.31	70,066,425.00	93.422	CDL
Treasury Notes	UST Note	91282CCX7	0.375	0.527	1.657	10/1/2021	9/15/2024	50,000,000.00	49,777,343.75	46,599,600.00	93.199	CDL
Treasury Notes	UST Note	91282CDB4	0.625	0.760	1.736	11/1/2021	10/15/2024	75,000,000.00	74,704,101.56	70,040,025.00	93.387	CDL
Treasury Notes	UST Note	91282CDH1	0.750	0.749	1.817	12/1/2021	11/15/2024	50,000,000.00	50,001,953.13	46,667,950.00	93.336	CDL
Treasury Notes	UST Note	91282CDN8	1.000	0.947	1.895	1/3/2022	12/15/2024	75,000,000.00	75,114,257.81	70,195,350.00	93.594	CDL
Treasury Notes	UST Note	912828Z52	1.375	1.402	2.002	2/1/2022	1/31/2025	50,000,000.00	49,960,937.50	46,992,200.00	93.984	CDL
Treasury Notes	UST Note	91282CDZ1	1.500	1.638	2.038	3/1/2022	2/15/2025	50,000,000.00	49,800,781.25	47,066,400.00	94.133	CDL
Treasury Notes	UST Note	9128284F4	2.625	2.471	2.132	3/31/2022	3/31/2025	50,000,000.00	50,220,703.13	48,171,900.00	96.344	CDL
Treasury Notes	UST Note	91282CEH0	2.625	2.863	2.173	4/29/2022	4/15/2025	50,000,000.00	49,664,062.50	48,121,100.00	96.242	CDL
Treasury Notes	UST Note	91282CEQ0	2.750	2.753	2.252	5/31/2022	5/15/2025	50,000,000.00	49,996,093.75	48,214,850.00	96.430	CDL
Treasury Notes	UST Note	91282CEU1	2.875	3.036	2.331	7/1/2022	6/15/2025	50,000,000.00	49,773,437.50	48,326,150.00	96.652	CDL
Treasury Notes	UST Note	91282CEY3	3.000	2.843	2.375	8/1/2022	7/15/2025	100,000,000.00	100,579,993.21	96,859,400.00	96.859	CDL
Treasury Notes	UST Note	91282CFE6	3.125	3.444	2.453	9/1/2022	8/15/2025	150,000,000.00	148,880,604.62	145,628,850.00	97.086	CDL
Treasury Notes	UST Note	91282CFP1	4.250	4.320	2.578	12/2/2022	10/15/2025	100,000,000.00	100,369,033.31	99,921,900.00	99.922	CDL
<b>Total</b>	<b>Count 26</b>		<b>1.371</b>	<b>1.427</b>	<b>1.677</b>			<b>1,635,000,000.00</b>	<b>1,633,123,004.66</b>	<b>1,563,334,680.00</b>	<b>95.617</b>	

LOCAL AGENCY INVESTMENT FUND	Issuer	CUSIP	Coupon Rate	Yield to Maturity	Modified Duration	Purchase Date	Maturity Date	Current Par Value	Current Book Value	Market Value	Market Price	Price Source
LAIF	LAIF	SYS49819	1.350	1.350	0.000	3/31/2003	1/1/2023	66,246,029.21	66,246,029.21	66,246,029.21	100.000	Book
<b>Total</b>	<b>Count 1</b>		<b>1.350</b>	<b>1.350</b>	<b>0.000</b>			<b>66,246,029.21</b>	<b>66,246,029.21</b>	<b>66,246,029.21</b>	<b>100.000</b>	

ASSET BACKED SECURITIES	Issuer	CUSIP	Coupon Rate	Yield to Maturity	Modified Duration	Purchase Date	Maturity Date	Current Par Value	Current Book Value	Market Value	Market Price	Price Source
Asset Backed Secs	Chase Issuance Trust	161571HP2	1.530	1.545	1.060	2/18/2020	1/15/2025	12,000,000.00	11,997,250.80	11,986,692.00	99.889	CDL
Asset Backed Secs	Chase Issuance Trust	161571HP2	1.530	0.154	0.988	1/6/2021	1/15/2025	17,500,000.00	17,962,109.38	17,480,592.50	99.889	CDL
Asset Backed Secs	Capital One	14041NFW6	0.550	0.552	1.729	7/22/2021	7/15/2026	27,000,000.00	26,998,906.50	25,263,171.00	93.567	CDL
Asset Backed Secs	Capital One	14041NFZ9	2.800	4.872	1.945	10/7/2022	3/15/2027	20,000,000.00	19,130,468.75	19,169,860.00	95.849	CDL
Asset Backed Secs	Capital One	14041NGA3	3.490	4.794	2.026	9/30/2022	5/15/2027	25,000,000.00	24,285,156.25	24,270,000.00	97.080	MNL
Asset Backed Secs	American Express Credit	02582JJV3	3.750	3.896	2.190	9/12/2022	8/16/2027	27,740,000.00	27,589,380.47	27,118,374.34	97.759	CDL
Asset Backed Secs	Chase Issuance Trust	161571HS6	3.970	4.010	2.168	9/16/2022	9/15/2027	10,000,000.00	9,998,331.00	9,782,890.00	97.829	CDL
Asset Backed Secs	American Express Credit	02582JJX9	4.950	5.004	2.205	11/3/2022	10/15/2027	10,000,000.00	9,999,504.00	10,073,810.00	100.738	CDL
Asset Backed Secs	American Express Credit	02582JJX9	4.950	5.185	2.205	11/3/2022	10/15/2027	7,500,000.00	7,469,238.28	7,555,357.50	100.738	CDL
<b>Total</b>	<b>Count 9</b>		<b>2.758</b>	<b>3.102</b>	<b>1.828</b>			<b>156,740,000.00</b>	<b>155,430,345.43</b>	<b>152,700,747.34</b>	<b>97.423</b>	

POOLED INVESTMENTS AT DECEMBER 31, 2022 - PORTFOLIO POSITION DETAIL

REPURCHASE AGREEMENT	Issuer	CUSIP	Coupon Rate	Yield to Maturity	Modified Duration	Purchase Date	Maturity Date	Current Par Value	Current Book Value	Market Value	Market Price	Price Source
Repurchase Agreement	JP Morgan Repurchase Agmt	REPO79780	4.110	4.167	0.005	12/29/2022	1/3/2023	120,000,000.00	120,000,000.00	120,000,000.00	100.000	CDL
Repurchase Agreement	JP Morgan Repurchase Agmt	REPO79782	3.950	4.005	0.005	12/30/2022	1/3/2023	25,800,000.00	25,800,000.00	25,800,000.00	100.000	CDL
	<b>Total</b>	<b>Count 2</b>	<b>4.082</b>	<b>4.138</b>	<b>0.005</b>			<b>145,800,000.00</b>	<b>145,800,000.00</b>	<b>145,800,000.00</b>	<b>100.000</b>	
COMMERCIAL PAPER	Issuer	CUSIP	Coupon Rate	Yield to Maturity	Modified Duration	Purchase Date	Maturity Date	Current Par Value	Current Book Value	Market Value	Market Price	Price Source
Commercial Paper	Natixis SA	63873KP19	3.530	3.642	0.084	8/9/2022	2/1/2023	50,000,000.00	49,137,111.11	49,802,300.00	99.605	CDL
Commercial Paper	Credit Suisse NY	2254EBPA3	3.540	3.737	0.108	8/10/2022	2/10/2023	50,000,000.00	49,095,333.33	49,702,700.00	99.405	CDL
Commercial Paper	Societe Generale	83369CPF5	3.390	3.575	0.122	8/15/2022	2/15/2023	50,000,000.00	49,133,666.67	49,717,000.00	99.434	CDL
Commercial Paper	JPMorgan Chase	46640QQN4	3.620	3.820	0.217	8/22/2022	3/22/2023	20,000,000.00	19,573,644.44	19,789,800.00	98.949	CDL
Commercial Paper	Credit Agricole	22533USC8	3.690	3.863	0.352	9/7/2022	5/12/2023	50,000,000.00	48,734,125.00	49,139,750.00	98.280	CDL
Commercial Paper	JP Morgan Securities	46590ESW9	3.860	4.055	0.400	9/2/2022	5/30/2023	30,000,000.00	29,131,500.00	29,397,630.00	97.992	CDL
Commercial Paper	Mizuho Bank	60689GTD8	4.900	5.094	0.436	12/14/2022	6/13/2023	50,000,000.00	48,768,194.44	48,888,500.00	97.777	CDL
Commercial Paper	Bayerische Landesbank	07274MTF2	4.850	5.041	0.442	12/15/2022	6/15/2023	50,000,000.00	48,774,027.78	48,875,000.00	97.750	CDL
Commercial Paper	Korea Development Bank	5006E1TL8	5.020	5.282	0.454	12/16/2022	6/20/2023	50,000,000.00	48,703,166.67	48,835,650.00	97.671	CDL
Commercial Paper	MUFG Bank	62479MTP8	5.080	5.340	0.462	11/23/2022	6/23/2023	50,000,000.00	48,504,222.22	48,805,400.00	97.611	CDL
	<b>Total</b>	<b>Count 10</b>	<b>4.194</b>	<b>4.390</b>	<b>0.309</b>			<b>450,000,000.00</b>	<b>439,554,991.66</b>	<b>442,953,730.00</b>	<b>98.434</b>	
CORPORATE MTN/BONDS	Issuer	CUSIP	Coupon Rate	Yield to Maturity	Modified Duration	Purchase Date	Maturity Date	Current Par Value	Current Book Value	Market Value	Market Price	Price Source
Medium Term Notes	US BANK NA	90331HPF4	1.950	1.965	0.021	11/1/2022	1/9/2023	10,000,000.00	10,060,152.08	9,995,700.00	99.957	CDL
Medium Term Notes	Bank of America	06051GEU9	3.300	2.219	0.027	11/1/2022	1/11/2023	12,487,000.00	12,638,510.52	12,482,729.45	99.966	CDL
Medium Term Notes	Pepsico Inc	713448EY0	0.750	0.274	0.328	11/1/2022	5/1/2023	16,000,000.00	16,038,013.00	15,792,896.00	98.706	CDL
Medium Term Notes	Apple Corp	037833AK6	2.400	1.899	0.334	11/1/2022	5/3/2023	8,895,000.00	8,917,320.87	8,823,857.79	99.200	CDL
Medium Term Notes	Apple Corp	037833AK6	2.400	0.321	0.334	11/1/2022	5/3/2023	9,338,000.00	9,435,978.45	9,263,314.68	99.200	CDL
Medium Term Notes	JPMorgan Chase	46625HRL6	2.700	2.174	0.375	11/1/2022	5/18/2023	13,170,000.00	13,207,394.86	13,058,792.52	99.156	CDL
Medium Term Notes	Toyota Corporation	89236THF5	0.500	0.327	0.603	11/1/2022	8/14/2023	15,000,000.00	15,036,337.63	14,594,670.00	97.298	CDL
Medium Term Notes	Bank of New York Mellon	06406FAD5	2.200	2.015	0.605	11/1/2022	8/16/2023	17,842,000.00	17,949,350.02	17,566,091.31	98.454	CDL
Medium Term Notes	PACCAR Inc	69371RR24	0.350	0.389	1.056	2/2/2021	2/2/2024	10,000,000.00	9,988,400.00	9,512,530.00	95.125	CDL
Medium Term Notes	Bank of New York Mellon	06406RAS6	0.500	0.536	1.283	4/26/2021	4/26/2024	15,000,000.00	14,983,950.00	14,154,690.00	94.365	CDL
Medium Term Notes	Amazon	023135BW5	0.450	0.499	1.327	5/12/2021	5/12/2024	5,000,000.00	4,992,700.00	4,709,490.00	94.190	CDL
Medium Term Notes	Microsoft Corp	594918BB9	2.700	4.615	1.999	9/29/2022	2/12/2025	25,000,000.00	24,024,375.00	24,016,675.00	96.067	CDL
Medium Term Notes	Toyota Corporation	89236TKC8	3.950	4.511	2.344	9/23/2022	6/30/2025	24,765,000.00	24,405,659.85	24,243,894.87	97.896	CDL
Medium Term Notes	Home Depot	437076CR1	4.000	4.294	2.506	9/23/2022	9/15/2025	11,272,000.00	11,185,255.70	11,138,697.33	98.817	CDL
Medium Term Notes	UnitedHealth Group	91324PEN8	5.150	5.154	2.552	10/28/2022	10/15/2025	7,000,000.00	6,999,370.00	7,079,835.00	101.141	CDL
Medium Term Notes	Visa Inc	92826CAD4	3.150	4.888	2.774	10/26/2022	12/14/2025	14,032,000.00	13,330,820.96	13,527,858.30	96.407	CDL
Medium Term Notes	Apple Corp	037833EB2	0.700	4.651	2.994	9/29/2022	2/8/2026	15,419,000.00	13,560,111.06	13,685,580.60	88.758	CDL
	<b>Total</b>	<b>Count 17</b>	<b>2.235</b>	<b>2.601</b>	<b>1.331</b>			<b>230,220,000.00</b>	<b>226,753,700.00</b>	<b>223,647,302.85</b>	<b>97.145</b>	
<b>Grand Total</b>								<b>2,684,006,029.21</b>	<b>2,666,908,070.96</b>	<b>2,594,682,489.40</b>		



<b>GLOSSARY OF INVESTMENT TERMS</b>
-------------------------------------

**ASSET BACKED SECURITIES:** Securities, such as bonds or notes, collateralized by receivables such as credit card or auto loans.

**BOOK VALUE:** The original cost of the investment, plus accrued interest and amortization of any premium or discount.

**CERTIFICATE OF DEPOSIT (CD or NCD):** A deposit of funds at a bank for a specified period of time that earns interest at a specified rate. Commonly known as "CDs" or "negotiable CDs."

**COUPON:** The annual rate at which a bond pays interest.

**CUSIP:** The number identifying all stocks and registered bonds, using the Committee on Uniform Securities Identification Procedures (CUSIP).

**DURATION:** Duration measures the price sensitivity of a bond to changes in interest rates.  
(a) **EFFECTIVE DURATION** is a duration calculation for bonds with embedded options. Effective duration takes into account that expected cash flows will fluctuate as interest rates change.  
(b) **MACAULAY'S DURATION** is the weighted average maturity of the bond's cash flows, where the present values of the cash flows serves as the weights. The greater the duration of the bond, the greater its percentage price volatility.

**LOCAL AGENCY INVESTMENT FUND (LAIF):** An investment pool sponsored by the State of California and administered/managed by the State Treasurer's Office. Local government units, with consent of the local governing body of that agency, may voluntarily deposit surplus funds for the purpose of investment.

**MARKET VALUE:** The price at which a security is trading and could presumably be purchased or sold.

**MATURITY:** The date upon which the principal or stated value of an investment becomes due and payable.

**PAR VALUE:** The amount of principal which must be paid at maturity. Also referred to as the face amount of a bond, normally quoted in \$1.000 increments per bond.

**REPURCHASE AGREEMENT (RP OR REPO):** The purchase of securities, on a temporary basis, with the seller's simultaneous agreement to repurchase the securities at a later date at a specified price that includes interest for the buyer's holding period. In essence, this is a collateralized investment whereby the security "buyer" lends the "seller" money for the period of the agreement.

**SUPRANATIONAL:** An entity formed by two or more central governments through international treaties, for the purpose of promoting economic development for member countries. Two examples of supranational institutions are the International Bank for Reconstruction and Development (World Bank) and the Inter-American Development Bank.

**U. S. GOVERNMENT AGENCY SECURITIES:** Debt securities issued by U. S. Government sponsored enterprises and federally related institutions. These government agencies include: Federal Home Loan Banks (FHLB); Federal Home Loan Mortgage Corporation (FHLMC, or "Freddie Mac"); Federal National Mortgage Association (FNMA, or "Fannie Mae"); Federal Farm Credit Banks (FFCB); and Tennessee Valley Authority (TVA).

**U.S. TREASURY SECURITIES:** Securities issued by the U. S. Treasury and backed by the full faith and credit of the United States. Treasuries are considered to have no credit risk, and are the benchmark for interest rates on all other securities in the U.S. and overseas. The Treasury issues both discounted securities and fixed coupon notes and bonds.

**WEIGHTED AVERAGE DAYS TO MATURITY:** The weighted average of the remaining term to maturity of all of the assets in an investment pool or securities portfolio, as expressed in days.

**YIELD:** The rate of annual income return on an investment, expressed as a percentage.  
(a) **EARNED INCOME YIELD** is the annual income from an investment divided by the current market value.  
(b) **YIELD TO MATURITY** is the rate of return earned on an investment considering all cash flows and timing factors: interest earnings, discounts, and premiums above par.

For additional glossary terms, previous Investment Reports, and City Investment Policy, please visit the Office of the City Treasurer's website at:  
<http://www.sandiego.gov/treasurer/investments/>