



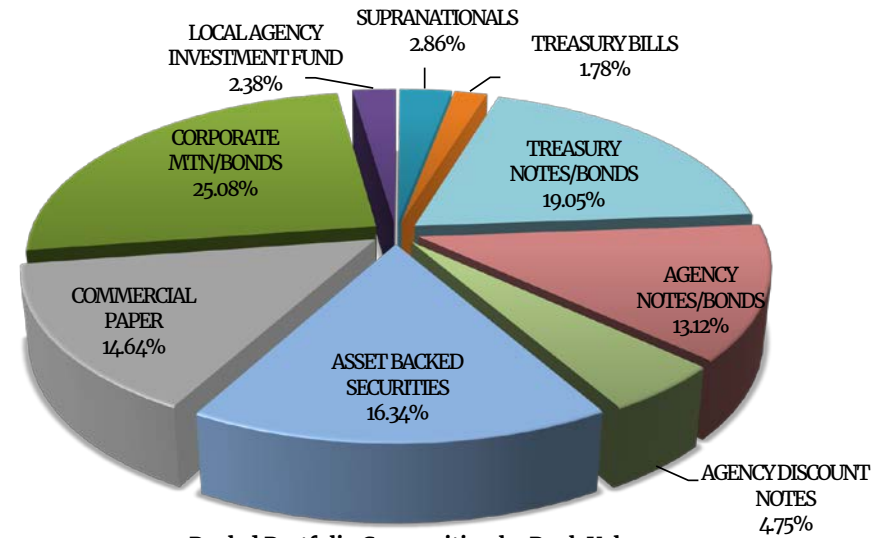
ASSET ALLOCATION

Assets (000's)	Current Par Value	Current Book Value	Market Value	Mkt/Book	Yield to Maturity
ASSET BACKED SECURITIES	432,057	429,266	432,975	100.86%	3.20%
COMMERCIAL PAPER	386,750	384,760	386,272	100.39%	2.46%
CORPORATE MTN/BONDS	660,023	658,993	664,051	100.77%	2.48%
LOCAL AGENCY INVESTMENT FUND	62,501	62,501	62,501	100.00%	2.55%
SUPRANATIONALS	75,000	75,273	74,967	99.59%	1.87%
TREASURY BILLS	47,150	46,800	46,909	100.23%	2.22%
TREASURY NOTES/BONDS	503,000	500,638	507,292	101.33%	2.24%
AGENCY NOTES/BONDS	345,000	344,778	346,105	100.38%	1.65%
AGENCY DISCOUNT NOTES	125,600	124,917	125,600	100.55%	2.34%
Totals (000's):	2,637,080	2,627,927	2,646,672	100.71%	2.41%

Portfolio Breakdown & Statistics

	Liquidity	Core
Portfolio Size	\$1,054,245,290	\$1,573,681,956
% of total pool	40.12%	59.88%
Portfolio Duration*	0.15	1.73
Index Duration*	0.36	1.88
% of index	41.01%	91.87%
Weighted Average Days to Maturity	55	655
Earned Income Yield	2.146%	2.511%

* Macaulay's Duration for Liquidity and Effective Duration for Core.



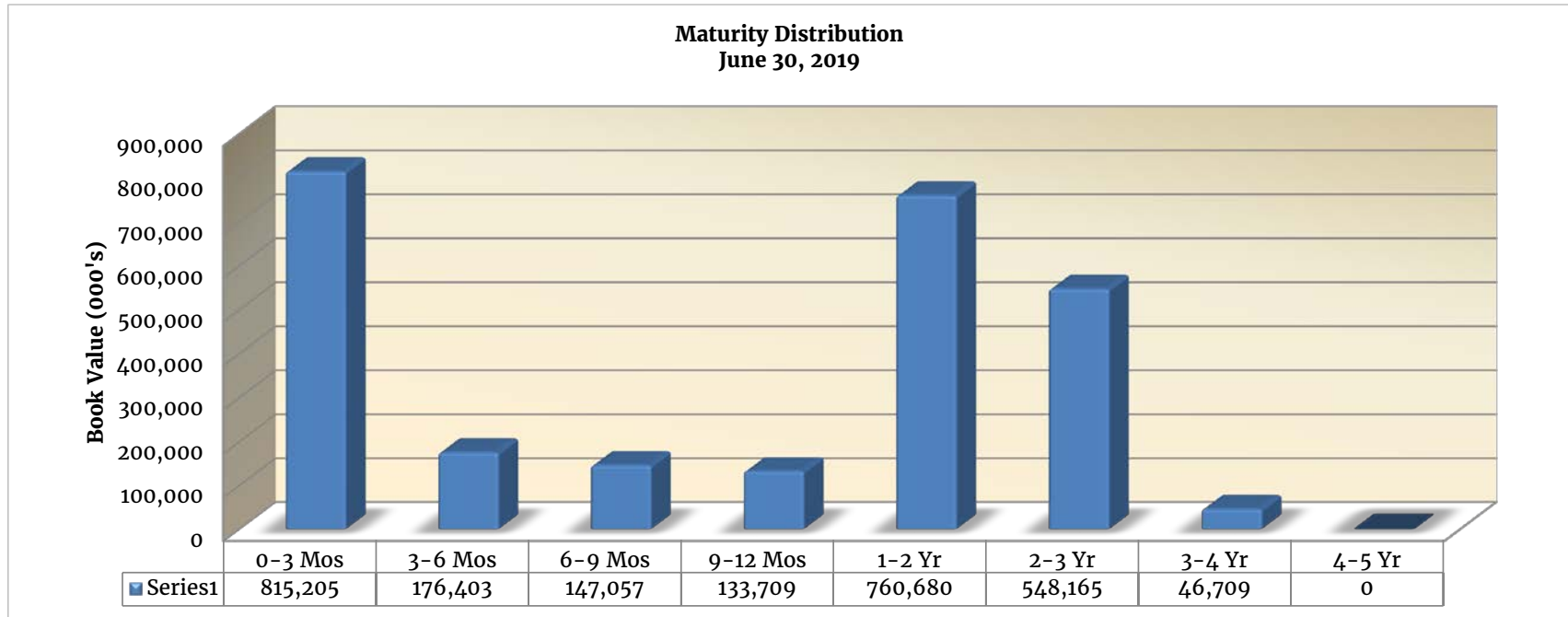
INVESTMENT STATUS SUMMARY BY FUND TYPE

Category	Cost of Invest Held	% of Total	Market Value
POOLED INVESTMENTS:	\$2,627,927,245.54	99.70%	\$2,646,671,899.48
BOND/NOTE FUNDS INVESTED BY TREASURER: SDTFC Series 2018C Tax Exempt	\$8,035,322.42	0.30%	\$8,142,739.64
TOTAL INVESTED FUNDS:	\$2,635,962,567.96	100.00%	\$2,654,814,639.12



MATURITY DISTRIBUTION

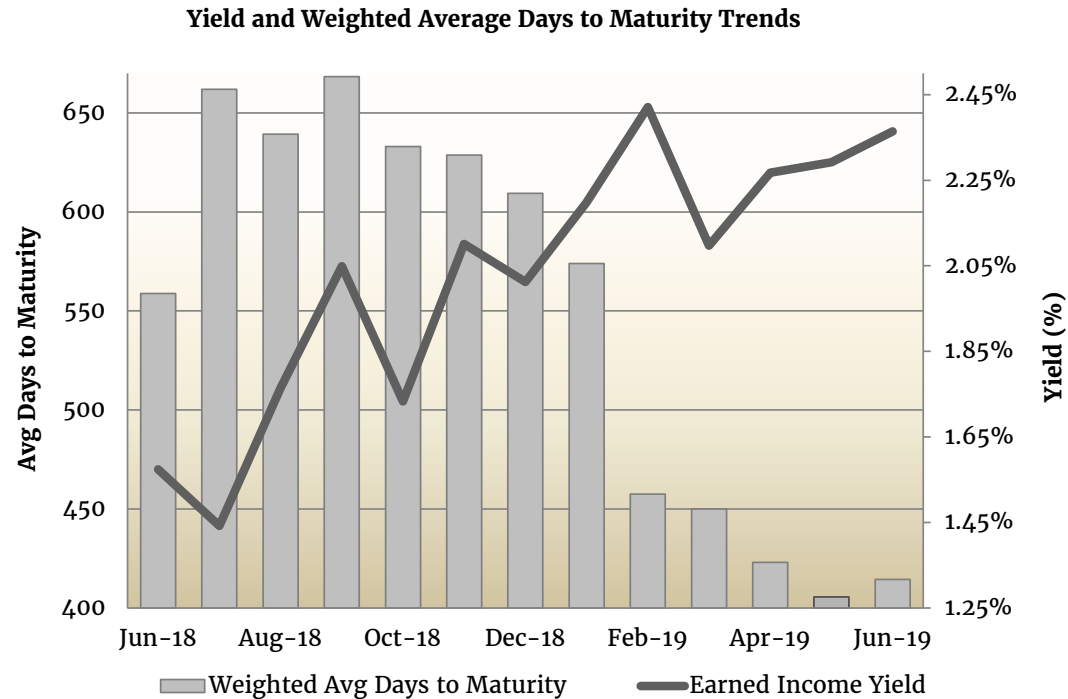
Current Book Value (000's)	0-3 Mos	3-6 Mos	6-9 Mos	9-12 Mos	1-2 Yr	2-3 Yr	3-4 Yr	4-5 Yr	Totals (000's)
ASSET BACKED SECURITIES	54,121	21,857	58,809	96,988	148,089	49,402			429,266
COMMERCIAL PAPER	350,171	34,589							384,760
CORPORATE MTN/BONDS	51,611	30,268	88,248	36,720	245,717	159,719	46,709		658,993
LOCAL AGENCY INVESTMENT FUND	62,501								62,501
SUPRANATIONALS	24,863				50,411				75,273
TREASURY BILLS	22,091	24,709							46,800
TREASURY NOTES/BONDS		25,001			146,584	329,054			500,638
AGENCY NOTES/BONDS	124,930	39,978			169,881	9,990			344,778
AGENCY DISCOUNT NOTES	124,917								124,917
Totals (000's):	815,205	176,403	147,057	133,709	760,680	548,165	46,709	0	2,627,927
% of Portfolio	31.02%	6.71%	5.60%	5.09%	28.95%	20.86%	1.78%	0.00%	100.00%





PORTFOLIO - EARNED INCOME YIELD

Month	Earned Income Yield	Weighted Avg Days to Maturity
Jun-18	1.57%	558.84
Jul-18	1.44%	661.99
Aug-18	1.76%	639.27
Sep-18	2.05%	668.31
Oct-18	1.73%	633.00
Nov-18	2.10%	628.75
Dec-18	2.01%	609.38
Jan-19	2.20%	573.92
Feb-19	2.42%	457.53
Mar-19	2.10%	450.00
Apr-19	2.27%	422.99
May-19	2.29%	405.60
Jun-19	2.36%	414.42



* The drop in Feb-19's "Weighted Average Days to Maturity," and going forward, reflects a one-time system adjustment to the division's Investment Accounting program (SunGard) to more accurately reflect the maturity profile of the City's Asset Backed Securities by using its expected maturity versus its final stated maturity.



TREASURY BILLS	Issuer	CUSIP	Coupon Rate	Yield to Maturity	Modified Duration	Purchase Date	Maturity Date	Current Par Value	Current Book Value	Market Value	Market Price	Price Source
US Treasury Bill	US Treasury	912796RZ4	1.977	1.978	0.030	6/26/2019	7/11/2019	14,750,000.00	14,737,850.92	14,742,182.50	99.947	IDC-FIS
US Treasury Bill	US Treasury	912796SG5	2.302	2.316	0.183	5/29/2019	9/5/2019	7,400,000.00	7,353,158.37	7,371,584.00	99.616	IDC-FIS
US Treasury Bill	US Treasury	912796ST7	2.315	2.342	0.394	5/24/2019	11/21/2019	25,000,000.00	24,709,017.36	24,795,500.00	99.182	IDC-FIS
Total	Count 3		2.206	2.224	0.247			47,150,000.00	46,800,026.65	46,909,266.50	99.489	

TREASURY NOTES/BONDS	Issuer	CUSIP	Coupon Rate	Yield to Maturity	Modified Duration	Purchase Date	Maturity Date	Current Par Value	Current Book Value	Market Value	Market Price	Price Source
US Treasury Note	US Treasury	912828T59	1.000	0.995	0.293	10/15/2018	10/15/2019	25,000,000.00	25,001,322.62	24,920,000.00	99.680	IDC-FIS
US Treasury Note	US Treasury	912828L32	1.375	1.500	1.156	6/1/2017	8/31/2020	25,000,000.00	24,901,367.19	24,845,750.00	99.383	IDC-FIS
US Treasury Note	US Treasury	912828M98	1.625	1.587	1.405	8/1/2017	11/30/2020	23,000,000.00	23,027,851.56	22,927,320.00	99.684	IDC-FIS
US Treasury Note	US Treasury	912828B58	2.125	2.613	1.552	5/1/2018	1/31/2021	25,000,000.00	24,677,734.38	25,114,250.00	100.457	IDC-FIS
US Treasury Note	US Treasury	9128285X4	2.500	2.486	1.547	1/31/2019	1/31/2021	25,000,000.00	25,006,835.94	25,261,750.00	101.047	IDC-FIS
US Treasury Note	US Treasury	912828Q78	1.375	2.428	1.813	4/2/2018	4/30/2021	25,000,000.00	24,223,632.81	24,815,500.00	99.262	IDC-FIS
US Treasury Note	US Treasury	912828WR7	2.125	2.452	1.969	4/2/2018	6/30/2021	25,000,000.00	24,746,093.75	25,179,750.00	100.719	IDC-FIS
US Treasury Note	US Treasury	9128284W7	2.750	2.696	2.058	9/4/2018	8/15/2021	80,000,000.00	80,121,875.00	81,652,800.00	102.066	IDC-FIS
US Treasury Note	US Treasury	912828D72	2.000	2.586	2.117	6/1/2018	8/31/2021	25,000,000.00	24,545,898.44	25,132,750.00	100.531	IDC-FIS
US Treasury Note	US Treasury	912828T67	1.250	1.510	2.302	11/14/2016	10/31/2021	25,000,000.00	24,690,429.69	24,721,750.00	98.887	IDC-FIS
US Treasury Note	US Treasury	9128285R7	2.625	2.531	2.394	1/3/2019	12/15/2021	25,000,000.00	25,066,406.25	25,547,750.00	102.191	IDC-FIS
US Treasury Note	US Treasury	912828G87	2.125	2.620	2.448	6/1/2018	12/31/2021	25,000,000.00	24,579,101.56	25,241,250.00	100.965	IDC-FIS
US Treasury Note	US Treasury	912828V72	1.875	2.163	2.514	1/3/2018	1/31/2022	25,000,000.00	24,720,703.13	25,088,000.00	100.352	IDC-FIS
US Treasury Note	US Treasury	9128286C9	2.500	2.490	2.534	3/1/2019	2/15/2022	25,000,000.00	25,031,007.21	25,491,250.00	101.965	IDC-FIS
US Treasury Note	US Treasury	9128286M7	2.250	1.918	2.710	6/3/2019	4/15/2022	75,000,000.00	75,917,328.38	76,057,500.00	101.410	IDC-FIS
US Treasury Note	US Treasury	912828XG0	2.125	2.858	2.921	12/3/2018	6/30/2022	25,000,000.00	24,380,859.38	25,295,000.00	101.180	IDC-FIS
Total	Count 16		2.092	2.238	2.066			503,000,000.00	500,638,447.29	507,292,370.00	100.853	

AGENCY NOTES/BONDS	Issuer	CUSIP	Coupon Rate	Yield to Maturity	Modified Duration	Purchase Date	Maturity Date	Current Par Value	Current Book Value	Market Value	Market Price	Price Source
Agency Note	Federal Home Loan Mortgage Corporation	3137EAEB1	0.875	0.956	0.052	7/19/2018	7/19/2019	25,000,000.00	24,979,814.90	24,979,750.00	99.919	IDC-FIS
Agency Note	Federal Home Loan Mortgage Corporation	3137EAEB1	0.875	0.960	0.052	7/19/2018	7/19/2019	25,000,000.00	24,978,956.08	24,979,750.00	99.919	IDC-FIS
Agency Note	Federal National Mortgage Association	3135G0N33	0.875	0.931	0.090	8/2/2018	8/2/2019	25,000,000.00	24,986,000.00	24,969,750.00	99.879	IDC-FIS
Agency Note	Federal Home Loan Bank	3130A8Y72	0.875	0.939	0.099	2/5/2019	8/5/2019	25,000,000.00	24,992,072.99	24,967,500.00	99.870	IDC-FIS
Agency Note	Federal National Mortgage Association	3135G0P49	1.000	1.052	0.162	2/28/2019	8/28/2019	25,000,000.00	24,993,523.85	24,952,500.00	99.810	IDC-FIS
Agency Note	Federal National Mortgage Association	3135G0R39	1.000	1.090	0.318	10/24/2018	10/24/2019	25,000,000.00	24,977,646.25	24,907,750.00	99.631	IDC-FIS
Agency Note	Federal Home Loan Mortgage Corporation	3134GARV8	1.300	1.300	0.320	10/25/2018	10/25/2019	15,000,000.00	15,000,000.00	14,965,650.00	99.771	IDC-FIS
Agency Note	Federal Home Loan Bank	3130ACE26	1.375	1.519	1.234	9/12/2017	9/28/2020	25,000,000.00	24,893,500.00	24,835,000.00	99.340	IDC-FIS
Agency Note	Federal Home Loan Mortgage Corporation	3137EAEJ4	1.625	1.687	1.235	9/29/2017	9/29/2020	20,000,000.00	19,963,800.00	19,932,000.00	99.660	IDC-FIS
Agency Note	Federal National Mortgage Association	3135G0J20	1.375	1.986	1.635	12/1/2017	2/26/2021	25,000,000.00	24,523,350.00	24,807,750.00	99.231	IDC-FIS
Agency Note	Federal Home Loan Bank	3130A0XD7	2.375	2.513	1.665	3/1/2018	3/12/2021	25,000,000.00	24,899,500.00	25,191,500.00	100.766	IDC-FIS
Agency Note	Federal Farm Credit Bank	3133EKFP6	2.230	2.249	1.731	4/5/2019	4/5/2021	25,000,000.00	24,990,750.00	25,193,750.00	100.775	IDC-FIS
Agency Note	Federal National Mortgage Association	3135G0U27	2.500	2.552	1.749	4/13/2018	4/13/2021	25,000,000.00	24,962,750.00	25,291,750.00	101.167	IDC-FIS
Agency Note	Federal Home Loan Bank	313373ZY1	3.625	2.703	1.895	7/2/2018	6/11/2021	25,000,000.00	25,647,250.00	25,842,750.00	103.371	IDC-FIS
Agency Note	Federal Farm Credit Bank	3133EJL74	3.050	3.087	2.301	11/15/2018	11/15/2021	10,000,000.00	9,989,500.00	10,287,700.00	102.877	IDC-FIS
Total	Count 15		1.618	1.655	0.926			345,000,000.00	344,778,414.07	346,104,850.00	100.320	



AGENCY DISCOUNT NOTES	Issuer	CUSIP	Coupon Rate	Yield to Maturity	Modified Duration	Purchase Date	Maturity Date	Current Par Value	Current Book Value	Market Value	Market Price	Price Source
Agency Discount Note	Federal Home Loan Bank	313384HP7	2.410	2.436	0.003	1/24/2019	7/1/2019	25,000,000.00	24,735,569.44	25,000,000.00	100.000	IDC-FIS
Agency Discount Note	Federal Home Loan Bank	313384HP7	2.420	2.441	0.003	2/25/2019	7/1/2019	25,000,000.00	24,788,250.00	25,000,000.00	100.000	IDC-FIS
Agency Discount Note	Federal Home Loan Bank	313384HP7	2.395	2.405	0.003	5/1/2019	7/1/2019	25,000,000.00	24,898,545.14	25,000,000.00	100.000	IDC-FIS
Agency Discount Note	Federal Home Loan Bank	313384HP7	2.395	2.405	0.003	5/1/2019	7/1/2019	25,000,000.00	24,898,545.14	25,000,000.00	100.000	IDC-FIS
Agency Discount Note	Federal Home Loan Bank	313384HP7	2.000	2.000	0.003	6/28/2019	7/1/2019	25,600,000.00	25,595,733.33	25,600,000.00	100.000	IDC-FIS
	Total	Count 5	2.322	2.335	0.003			125,600,000.00	124,916,643.05	125,600,000.00	100.000	
SUPRANATIONALS	Issuer	CUSIP	Coupon Rate	Yield to Maturity	Modified Duration	Purchase Date	Maturity Date	Current Par Value	Current Book Value	Market Value	Market Price	Price Source
Supranationals	Intl Bank of Reconstruction & Development	459052HP4	2.410	2.423	0.003	4/10/2019	7/1/2019	25,000,000.00	24,862,763.89	25,000,000.00	100.000	IDC-FIS
Supranationals	Intl Bank of Reconstruction & Development	459058GA5	1.626	1.581	1.166	9/13/2017	9/4/2020	25,000,000.00	25,027,250.00	24,905,000.00	99.620	IDC-FIS
Supranationals	Inter-American Development Bank	4581X0CD8	2.125	1.624	1.343	9/13/2017	11/9/2020	25,000,000.00	25,383,250.00	25,062,000.00	100.248	IDC-FIS
	Total	Count 3	2.053	1.874	0.832			75,000,000.00	75,273,263.89	74,967,000.00	99.956	
LOCAL AGENCY INVESTMENT FUND	Issuer	CUSIP	Coupon Rate	Yield to Maturity	Modified Duration	Purchase Date	Maturity Date	Current Par Value	Current Book Value	Market Value	Market Price	Price Source
Local Agency Investment Fund	California State Pool		2.550	2.550	0.003	3/31/2003	7/1/2019	62,500,737.63	62,500,737.63	62,500,737.63	100.000	BOOK
	Total	Count 1	2.550	2.550	0.003			62,500,737.63	62,500,737.63	62,500,737.63	100.000	
ASSET BACKED SECURITIES	Issuer	CUSIP	Coupon Rate	Yield to Maturity	Modified Duration	Purchase Date	Maturity Date	Current Par Value	Current Book Value	Market Value	Market Price	Price Source
Asset Backed Security	Chase Issuance Trust	161571HF4	1.270	6.711	0.047	8/27/2018	7/15/2019	21,320,000.00	21,068,490.63	21,311,133.01	99.958	UPRICE
Asset Backed Security	Chase Issuance Trust	161571HF4	1.270	4.173	0.047	9/15/2018	7/15/2019	15,000,000.00	14,905,101.07	14,993,761.50	99.958	UPRICE
Asset Backed Security	Mercedes-Benz Auto Lease Trust 2016-B	58769DAD2	1.790	1.795	0.047	9/15/2018	8/15/2019	1,686,121.18	1,685,890.41	1,685,385.69	99.956	UPRICE
Asset Backed Security	Chase Issuance Trust	161571FK5	1.580	2.331	0.083	4/26/2017	8/15/2019	10,150,000.00	10,130,175.78	10,139,557.68	99.897	UPRICE
Asset Backed Security	Chase Issuance Trust	161571FK5	1.580	2.030	0.083	6/12/2017	8/15/2019	4,007,000.00	4,002,304.30	4,002,877.60	99.897	UPRICE
Asset Backed Security	BMW Vehicle Lease Trust 2016-2	055657AC4	1.980	2.003	0.107	9/20/2018	9/20/2019	2,329,662.27	2,329,087.67	2,328,549.39	99.952	UPRICE
Asset Backed Security	Toyota Auto Rec Owners Trust	89237WAD9	1.140	7.603	0.160	1/26/2017	10/15/2019	650,193.34	618,763.46	649,062.52	99.826	UPRICE
Asset Backed Security	Citibank Credit Card Issuance Trust	17305EFW0	1.750	1.900	0.383	4/11/2017	11/19/2019	11,265,000.00	11,252,678.91	11,242,347.21	99.799	UPRICE
Asset Backed Security	Citibank Credit Card Issuance Trust	17305EFW0	1.750	1.949	0.383	7/12/2017	11/19/2019	10,000,000.00	9,985,546.88	9,979,891.00	99.799	UPRICE
Asset Backed Security	American Express Credit Account	02587AAJ3	1.930	2.076	0.332	11/20/2017	2/15/2020	5,375,000.00	5,371,010.74	5,364,008.13	99.796	UPRICE
Asset Backed Security	American Express Credit Account	02587AAJ3	1.930	2.384	0.332	11/27/2017	2/15/2020	15,785,000.00	15,748,620.51	15,752,719.68	99.796	UPRICE
Asset Backed Security	American Express Credit Account	02587AAJ3	1.930	4.581	0.330	2/26/2018	2/15/2020	8,066,000.00	7,958,243.28	8,049,505.03	99.796	UPRICE

POOLED INVESTMENTS AT JUNE 30, 2019 - PORTFOLIO POSITION DETAIL

Asset Backed Security	Bank of America Credit Card TR 2017	05522RCW6	1.950	4.127	0.371	2/20/2018	3/15/2020	9,850,000.00	9,733,031.25	9,830,099.06	99.798	UPRICE
Asset Backed Security	American Express Credit Account	02582JHQ6	2.670	2.691	0.373	3/21/2018	3/15/2020	20,000,000.00	19,997,678.00	20,063,270.00	100.316	UPRICE
Asset Backed Security	Citibank Credit Card Issuance Trust	17305EGB5	1.920	1.946	0.515	4/11/2017	4/7/2020	25,000,000.00	24,992,797.50	24,947,395.00	99.790	UPRICE
Asset Backed Security	Toyota Auto Rec Owners Trust	89238MAD0	1.730	1.745	0.386	9/15/2018	4/15/2020	2,500,265.10	2,499,901.90	2,494,400.73	99.765	UPRICE
Asset Backed Security	Chase Issuance Trust	161571GX6	1.840	2.104	0.415	7/11/2017	4/15/2020	5,250,000.00	5,241,796.88	5,238,522.45	99.781	UPRICE
Asset Backed Security	Chase Issuance Trust	161571GX6	1.840	1.609	0.416	8/10/2017	4/15/2020	12,200,000.00	12,216,679.69	12,173,328.36	99.781	UPRICE
Asset Backed Security	Chase Issuance Trust	161571GX6	1.840	4.443	0.412	2/21/2018	4/15/2020	14,340,000.00	14,121,539.06	14,308,649.89	99.781	UPRICE
Asset Backed Security	American Express Credit Account	02582JHE3	1.770	4.704	0.412	2/26/2018	4/15/2020	18,295,000.00	17,981,269.34	18,232,116.43	99.656	UPRICE
Asset Backed Security	Capital One	14041NEV9	2.080	2.744	0.873	5/31/2019	5/15/2020	20,000,000.00	19,934,375.00	19,979,976.00	99.900	UPRICE
Asset Backed Security	John Deere Owner Trust	47787XAC1	1.780	1.795	0.456	9/15/2018	7/15/2020	1,173,137.54	1,172,914.48	1,170,777.19	99.799	UPRICE
Asset Backed Security	Chase Issuance Trust	161571HE7	1.490	5.753	0.532	5/23/2018	7/15/2020	10,000,000.00	9,701,171.88	9,937,785.00	99.378	UPRICE
Asset Backed Security	Chase Issuance Trust	161571HE7	1.490	4.296	0.532	6/22/2018	7/15/2020	7,500,000.00	7,282,031.25	7,453,338.75	99.378	UPRICE
Asset Backed Security	Citibank Credit Card Issuance Trust	17305EGG4	1.860	3.371	0.582	4/16/2018	8/7/2020	9,920,000.00	9,709,975.00	9,892,226.98	99.720	UPRICE
Asset Backed Security	Citibank Credit Card Issuance Trust	17305EGG4	1.860	3.447	0.581	5/15/2018	8/7/2020	7,377,000.00	7,213,034.65	7,356,346.61	99.720	UPRICE
Asset Backed Security	Citibank Credit Card Issuance Trust	17305EGG4	1.860	3.473	0.581	5/17/2018	8/7/2020	9,190,000.00	8,982,507.03	9,164,270.76	99.720	UPRICE
Asset Backed Security	Citibank Credit Card Issuance Trust	17305EGG4	1.860	3.470	0.581	5/22/2018	8/7/2020	6,010,000.00	5,874,540.23	5,993,173.80	99.720	UPRICE
Asset Backed Security	Bank of America Credit Card TR 2017	05522RCX4	1.840	4.872	0.574	6/11/2018	8/15/2020	5,570,000.00	5,444,239.84	5,553,720.56	99.708	UPRICE
Asset Backed Security	Bank of America Credit Card TR 2017	05522RCX4	1.840	4.829	0.575	8/10/2018	8/15/2020	10,000,000.00	9,777,343.75	9,970,773.00	99.708	UPRICE
Asset Backed Security	Honda Auto Receivables Owners Trust	43814TAC6	1.720	1.731	0.597	3/28/2017	8/21/2020	4,328,306.68	4,327,800.93	4,315,510.04	99.704	UPRICE
Asset Backed Security	American Express Credit Account	02582JHJ2	2.040	4.406	0.657	7/25/2018	10/15/2020	4,900,000.00	4,804,105.47	4,897,271.68	99.944	UPRICE
Asset Backed Security	Citibank Credit Card Issuance Trust	17305EGK5	2.490	2.497	0.797	1/31/2018	1/20/2021	24,000,000.00	23,996,678.40	24,164,035.20	100.683	UPRICE
Asset Backed Security	Bank of America Credit Card TR 2017	05522RCY2	2.700	2.974	0.825	1/31/2019	2/15/2021	5,299,000.00	5,284,510.55	5,353,458.88	101.028	UPRICE
Asset Backed Security	Bank of America Credit Card TR 2017	05522RCY2	2.700	2.960	0.825	2/8/2019	2/15/2021	10,000,000.00	9,973,828.13	10,102,772.00	101.028	UPRICE
Asset Backed Security	Bank of America Credit Card TR 2017	05522RCZ9	3.000	2.665	0.909	1/31/2019	4/15/2021	8,185,000.00	8,214,734.57	8,325,869.58	101.721	UPRICE
Asset Backed Security	Bank of America Credit Card TR 2017	05522RCZ9	3.000	1.416	0.913	6/17/2019	4/15/2021	6,250,000.00	6,345,279.95	6,357,566.88	101.721	UPRICE
Asset Backed Security	American Express Credit Account	02582JHZ6	2.990	2.325	0.951	4/17/2019	5/15/2021	11,900,000.00	11,984,601.56	12,089,769.30	101.595	UPRICE
Asset Backed Security	GM Financial	36256UAE8	3.080	3.087	0.961	2/21/2019	5/20/2021	8,000,000.00	7,999,312.00	8,121,371.20	101.517	UPRICE
Asset Backed Security	Discover Card Execution Note Trust	254683CG8	3.110	2.676	1.031	1/18/2019	7/15/2021	26,855,000.00	26,995,569.14	27,418,098.33	102.097	UPRICE
Asset Backed Security	Ford Credit Auto	34532FAE2	2.980	2.997	1.029	2/25/2019	7/15/2021	5,000,000.00	4,998,974.00	5,083,692.50	101.674	UPRICE
Asset Backed Security	Capital One	14041NFG1	1.660	2.587	1.071	6/20/2019	8/15/2021	12,280,000.00	12,158,112.47	12,175,728.06	99.151	UPRICE
Asset Backed Security	GM Financial	36257AAE1	2.720	2.723	1.085	5/8/2019	8/20/2021	5,250,000.00	5,249,834.10	5,310,595.50	101.154	UPRICE
Total			Count 43	2.087	3.205	0.564		432,056,686.11	429,266,081.64	432,974,708.16	100.212	



COMMERCIAL PAPER	Issuer	CUSIP	Coupon Rate	Yield to Maturity	Modified Duration	Purchase Date	Maturity Date	Current Par Value	Current Book Value	Market Value	Market Price	Price Source
Commercial Paper	Banco Santander S.A.	05971SU18	2.530	2.547	0.003	3/27/2019	7/1/2019	25,000,000.00	24,831,333.33	25,000,000.00	100.000	IDC-FIS
Commercial Paper	BNP Paribas NY	09659CU14	2.330	2.331	0.003	6/25/2019	7/1/2019	50,000,000.00	49,980,583.33	50,000,000.00	100.000	IDC-FIS
Commercial Paper	Bank of New York Mellon	06406XU10	2.350	2.350	0.003	6/28/2019	7/1/2019	35,000,000.00	34,993,145.83	35,000,000.00	100.000	IDC-FIS
Commercial Paper	Bayerische Landesbank NY	07274MU11	2.500	2.514	0.003	4/10/2019	7/1/2019	25,000,000.00	24,857,638.89	25,000,000.00	100.000	IDC-FIS
Commercial Paper	Credit Agricole CIB NY	22533UU19	2.360	2.366	0.003	5/24/2019	7/1/2019	25,000,000.00	24,937,722.22	25,000,000.00	100.000	IDC-FIS
Commercial Paper	Korea Development Bank NY	5006E1U10	2.510	2.522	0.003	4/24/2019	7/1/2019	25,000,000.00	24,881,472.22	25,000,000.00	100.000	IDC-FIS
Commercial Paper	Landesbank Baden-Württemberg	5148X1U19	2.580	2.604	0.003	2/22/2019	7/1/2019	25,000,000.00	24,768,875.00	25,000,000.00	100.000	IDC-FIS
Commercial Paper	MUFG Bank Ltd NY	62479MU19	2.730	2.765	0.003	1/16/2019	7/1/2019	25,000,000.00	24,685,291.67	25,000,000.00	100.000	IDC-FIS
Commercial Paper	Toyota Motor Credit Corp.	89233HU10	2.470	2.492	0.003	2/25/2019	7/1/2019	25,000,000.00	24,783,875.00	25,000,000.00	100.000	IDC-FIS
Commercial Paper	Landesbank Baden-Württemberg	5148X1UC5	2.360	2.364	0.033	6/14/2019	7/12/2019	26,750,000.00	26,700,898.89	26,730,546.81	99.927	IDC-FIS
Commercial Paper	Korea Development Bank NY	5006E1US1	2.450	2.461	0.071	5/24/2019	7/26/2019	30,000,000.00	29,871,375.00	29,950,416.67	99.835	IDC-FIS
Commercial Paper	MUFG Bank Ltd NY	62479MV91	2.350	2.358	0.110	6/17/2019	8/9/2019	35,000,000.00	34,878,909.72	34,909,758.33	99.742	IDC-FIS
Commercial Paper	JP Morgan Securities	46640QYF2	2.470	2.499	0.378	5/28/2019	11/15/2019	35,000,000.00	34,589,362.50	34,681,665.28	99.090	IDC-FIS
	Total Count 13		2.446	2.459	0.054			386,750,000.00	384,760,483.60	386,272,387.09		99.877

CORPORATE MTN/BONDS	Issuer	CUSIP	Coupon Rate	Yield to Maturity	Modified Duration	Purchase Date	Maturity Date	Current Par Value	Current Book Value	Market Value	Market Price	Price Source
Medium Term Note	American Honda Finance	02665WBE0	1.200	1.782	0.033	7/12/2018	7/12/2019	5,325,000.00	5,294,400.72	5,322,550.50	99.954	IDC-FIS
Medium Term Note	American Honda Finance	02665WBE0	1.200	1.859	0.033	7/12/2018	7/12/2019	7,500,000.00	7,451,232.62	7,496,550.00	99.954	IDC-FIS
Medium Term Note	Bank of New York Mellon	06406HCW7	2.300	2.249	0.200	9/11/2018	9/11/2019	15,000,000.00	15,007,573.75	15,000,450.00	100.003	IDC-FIS
Medium Term Note	Cisco Systems Inc.	17275RBG6	1.400	1.727	0.225	9/20/2018	9/20/2019	10,000,000.00	9,967,694.48	9,978,500.00	99.785	IDC-FIS
Medium Term Note	JPMorgan Chase Bank	48125LRG9	1.650	1.860	0.233	9/23/2018	9/23/2019	6,816,000.00	6,801,881.43	6,803,117.76	99.811	IDC-FIS
Medium Term Note	Fifth Third Bank	31677QBH1	1.625	2.074	0.244	9/27/2018	9/27/2019	7,120,000.00	7,088,547.72	7,106,614.40	99.812	IDC-FIS
Medium Term Note	Oracle Corp.	68389XAX3	2.250	1.817	0.274	10/8/2018	10/8/2019	10,000,000.00	10,042,758.21	10,000,700.00	100.007	IDC-FIS
Medium Term Note	Honeywell International Inc.	438516BQ8	1.800	1.840	0.334	10/30/2018	10/30/2019	7,000,000.00	6,997,270.00	6,987,680.00	99.824	IDC-FIS
Medium Term Note	Costo Wholesale Corp.	22160KAF2	1.700	1.716	0.460	5/11/2017	12/15/2019	13,234,000.00	13,228,441.72	13,197,606.50	99.725	IDC-FIS
Medium Term Note	Toyota Motor Credit Corp.	89236TEJ0	2.200	2.245	0.522	1/10/2019	1/10/2020	5,000,000.00	4,997,771.95	5,001,500.00	100.030	IDC-FIS
Medium Term Note	JPMorgan Chase & Co.	46625HKA7	2.250	1.915	0.558	1/23/2019	1/23/2020	10,000,000.00	10,033,061.29	9,996,900.00	99.969	IDC-FIS
Medium Term Note	Microsoft Corp.	594918BV5	1.850	1.756	0.595	2/6/2019	2/6/2020	4,426,000.00	4,430,104.55	4,416,528.36	99.786	IDC-FIS
Medium Term Note	Microsoft Corp.	594918BV5	1.850	1.684	0.595	2/6/2019	2/6/2020	5,990,000.00	5,999,800.14	5,977,181.40	99.786	IDC-FIS
Medium Term Note	Merck & Co Inc.	58933VAS4	1.850	1.706	0.607	2/10/2019	2/10/2020	9,803,000.00	9,816,921.60	9,779,374.77	99.759	IDC-FIS
Medium Term Note	PACCAR Financial Corp.	69371RN69	1.950	2.011	0.654	2/27/2019	2/27/2020	3,000,000.00	2,998,200.00	2,992,410.00	99.747	IDC-FIS
Medium Term Note	American Express Credit Corp.	0258M0EE5	2.200	2.050	0.670	3/3/2019	3/3/2020	10,000,000.00	10,014,734.51	9,989,500.00	99.895	IDC-FIS
Medium Term Note	American Express Credit Corp.	0258M0EE5	2.200	2.235	0.670	3/3/2019	3/3/2020	5,000,000.00	4,998,263.50	4,994,750.00	99.895	IDC-FIS
Medium Term Note	Chevron Corp.	166764AR1	1.961	1.967	0.670	3/3/2019	3/3/2020	10,000,000.00	9,999,427.57	9,980,000.00	99.800	IDC-FIS
Medium Term Note	The Walt Disney Co.	25468PDP8	1.950	1.959	0.673	3/4/2019	3/4/2020	5,000,000.00	4,999,565.08	4,986,850.00	99.737	IDC-FIS
Medium Term Note	John Deere Capital Corp.	24422ETQ2	2.200	2.578	0.697	3/13/2019	3/13/2020	10,000,000.00	9,962,937.58	9,994,500.00	99.945	IDC-FIS
Medium Term Note	John Deere Capital Corp.	24422ETQ2	2.200	2.227	0.697	3/13/2019	3/13/2020	10,000,000.00	9,997,390.49	9,994,500.00	99.945	IDC-FIS
Medium Term Note	Apple Inc.	037833CS7	1.800	1.835	0.859	5/11/2017	5/11/2020	10,000,000.00	9,989,800.00	9,975,700.00	99.757	IDC-FIS
Medium Term Note	The Walt Disney Co.	25468PDU7	1.800	1.760	0.926	8/25/2017	6/5/2020	6,713,000.00	6,720,182.91	6,687,356.34	99.618	IDC-FIS
Medium Term Note	Citibank NA	17325FAE8	2.100	2.115	0.945	6/12/2017	6/12/2020	10,000,000.00	9,995,700.00	9,981,100.00	99.811	IDC-FIS
Medium Term Note	Cisco Systems Inc.	17275RAX0	2.450	2.386	0.952	1/23/2018	6/15/2020	10,000,000.00	10,014,600.00	10,025,700.00	100.257	IDC-FIS
Medium Term Note	Intel Corp.	458140AQ3	2.450	1.899	1.063	4/17/2017	7/29/2020	9,056,000.00	9,213,936.64	9,074,474.24	100.204	IDC-FIS
Medium Term Note	Intel Corp.	458140AQ3	2.450	1.893	1.063	4/18/2017	7/29/2020	6,000,000.00	6,105,720.00	6,012,240.00	100.204	IDC-FIS
Medium Term Note	State Street Corp.	857477AS2	2.550	1.965	1.115	5/30/2017	8/18/2020	10,000,000.00	10,181,300.00	10,044,400.00	100.444	IDC-FIS
Medium Term Note	Praxair Inc.	74005PBP8	2.250	2.728	1.217	3/9/2018	9/24/2020	10,534,000.00	10,411,173.56	10,551,381.10	100.165	IDC-FIS
Medium Term Note	Raytheon Company	755111BT7	3.125	2.379	1.269	1/25/2018	10/15/2020	10,000,000.00	10,195,300.00	10,113,100.00	101.131	IDC-FIS



Medium Term Note	UnitedHealth Group Inc.	91324PDC3	1.950	2.736	1.277	3/2/2018	10/15/2020	10,000,000.00	9,802,500.00	9,959,200.00	99.592	IDC-FIS
Medium Term Note	US Bank NA	90331HNG4	2.050	2.057	1.299	10/24/2017	10/23/2020	10,000,000.00	9,998,000.00	9,982,600.00	99.826	IDC-FIS
Medium Term Note	Coca-Cola Co.	191216BT6	1.875	1.883	1.311	6/26/2017	10/27/2020	4,489,000.00	4,487,832.86	4,479,303.76	99.784	IDC-FIS
Medium Term Note	Coca-Cola Co.	191216BT6	1.875	1.880	1.311	6/26/2017	10/27/2020	4,705,000.00	4,704,200.15	4,694,837.20	99.784	IDC-FIS
Medium Term Note	PNC Bank NA	69353REU8	2.450	2.109	1.329	10/20/2017	11/5/2020	6,000,000.00	6,059,940.00	6,013,560.00	100.226	IDC-FIS
Medium Term Note	PNC Bank NA	69353REU8	2.450	2.091	1.329	10/23/2017	11/5/2020	3,000,000.00	3,031,500.00	3,006,780.00	100.226	IDC-FIS
Medium Term Note	Johnson & Johnson	478160CH5	1.950	1.987	1.347	11/10/2017	11/10/2020	5,000,000.00	4,994,650.00	5,004,300.00	100.086	IDC-FIS
Medium Term Note	Intercontinental Exchange Inc.	45866FAC8	2.750	2.204	1.399	11/16/2017	12/1/2020	10,000,000.00	10,159,800.00	10,059,000.00	100.590	UPRICE
Medium Term Note	Visa Inc.	92826CAB8	2.200	2.863	1.439	5/3/2018	12/14/2020	10,000,000.00	9,834,000.00	10,015,700.00	100.157	IDC-FIS
Medium Term Note	Toyota Motor Credit Corp.	89236TFQ3	3.050	3.081	1.478	1/8/2019	1/8/2021	5,000,000.00	4,997,000.00	5,068,750.00	101.375	IDC-FIS
Medium Term Note	US Bank NA	90331HPA5	3.000	3.042	1.551	2/4/2019	2/4/2021	10,000,000.00	9,991,900.00	10,121,200.00	101.212	IDC-FIS
Medium Term Note	Apple Inc.	037833BS8	2.250	2.916	1.614	4/27/2018	2/23/2021	13,455,000.00	13,213,482.75	13,503,034.35	100.357	IDC-FIS
Medium Term Note	Apple Inc.	037833BS8	2.250	2.494	1.614	1/29/2018	2/23/2021	7,355,000.00	7,302,338.20	7,381,257.35	100.357	IDC-FIS
Medium Term Note	Exxon Mobil Corp.	30231GAV4	2.222	2.615	1.637	3/21/2019	3/1/2021	10,000,000.00	9,938,244.44	10,027,700.00	100.277	IDC-FIS
Medium Term Note	Exxon Mobil Corp.	30231GAV4	2.222	2.471	1.637	1/29/2018	3/1/2021	10,000,000.00	9,926,300.00	10,027,700.00	100.277	IDC-FIS
Medium Term Note	United Parcel Service, Inc.	911312BP0	2.050	3.186	1.722	9/24/2018	4/1/2021	12,935,000.00	12,582,003.85	12,913,527.90	99.834	IDC-FIS
Medium Term Note	US Bank NA	90331HNP4	3.150	3.040	1.776	1/25/2019	4/26/2021	6,750,000.00	6,765,795.00	6,872,445.00	101.814	IDC-FIS
Medium Term Note	US Bank NA	90331HNP4	3.150	2.636	1.776	5/23/2019	4/26/2021	15,000,000.00	15,179,137.50	15,272,100.00	101.814	IDC-FIS
Medium Term Note	PNC Bank NA	69353REW4	2.150	3.327	1.798	9/27/2018	4/29/2021	10,000,000.00	9,710,100.00	9,981,600.00	99.816	IDC-FIS
Medium Term Note	General Dynamics Corp.	369550BE7	3.000	3.206	1.820	5/25/2018	5/11/2021	7,001,000.00	6,960,464.21	7,114,346.19	101.619	IDC-FIS
Medium Term Note	General Dynamics Corp.	369550BE7	3.000	3.170	1.820	5/25/2018	5/11/2021	5,000,000.00	4,976,050.00	5,080,950.00	101.619	IDC-FIS
Medium Term Note	UnitedHealth Group Inc.	91324PDH2	3.150	3.169	1.912	6/19/2018	6/15/2021	10,000,000.00	9,994,600.00	10,178,100.00	101.781	IDC-FIS
Medium Term Note	Walmart Inc.	931142EJ8	3.125	3.127	1.935	6/27/2018	6/23/2021	15,000,000.00	14,999,250.00	15,327,300.00	102.182	IDC-FIS
Medium Term Note	Citibank NA	17325FAQ1	3.400	3.379	1.982	1/17/2019	7/23/2021	15,250,000.00	15,257,625.00	15,574,520.00	102.128	IDC-FIS
Medium Term Note	Citibank NA	17325FAQ1	3.400	3.439	1.982	7/23/2018	7/23/2021	10,000,000.00	9,989,000.00	10,212,800.00	102.128	IDC-FIS
Medium Term Note	Fifth Third Bank	31677QBN8	3.350	3.359	1.991	7/26/2018	7/26/2021	5,000,000.00	4,998,750.00	5,105,900.00	102.118	IDC-FIS
Medium Term Note	PACCAR Financial Corp.	69371RP42	3.150	3.161	2.032	8/9/2018	8/9/2021	7,000,000.00	6,997,830.00	7,126,980.00	101.814	IDC-FIS
Medium Term Note	Cisco Systems Inc.	17275RBj0	1.850	2.207	2.177	6/19/2019	9/20/2021	5,297,000.00	5,279,856.85	5,265,906.61	99.413	IDC-FIS
Medium Term Note	Pfizer Inc.	717081DZ3	2.200	2.232	2.404	6/20/2019	12/15/2021	14,907,000.00	14,900,076.53	14,920,267.23	100.089	IDC-FIS
Medium Term Note	UnitedHealth Group Inc.	91324PCH3	2.875	2.439	2.389	6/4/2019	12/15/2021	9,613,000.00	9,715,282.32	9,754,984.01	101.477	IDC-FIS
Medium Term Note	Bank of New York Mellon	06406RAA5	2.600	2.714	2.508	5/2/2019	2/7/2022	16,114,000.00	16,163,774.36	16,276,590.26	101.009	IDC-FIS
Medium Term Note	Apple Inc.	037833AY6	2.150	3.213	2.528	12/14/2018	2/9/2022	10,000,000.00	9,683,600.00	10,039,300.00	100.393	IDC-FIS
Medium Term Note	Boeing Co.	097023BT1	2.125	2.335	2.591	6/20/2019	3/1/2022	7,050,000.00	7,056,796.40	7,030,753.50	99.727	IDC-FIS
Medium Term Note	Home Depot Inc.	437076BV3	3.250	3.341	2.552	12/6/2018	3/1/2022	10,000,000.00	9,972,600.00	10,320,300.00	103.203	IDC-FIS
Medium Term Note	PACCAR Financial Corp.	69371RP75	2.850	2.881	2.566	3/1/2019	3/1/2022	10,000,000.00	9,991,200.00	10,185,800.00	101.858	IDC-FIS
Medium Term Note	Intel Corp.	458140BB5	2.350	3.250	2.777	12/14/2018	5/11/2022	13,156,000.00	12,776,712.52	13,260,590.20	100.795	IDC-FIS
Medium Term Note	Intel Corp.	458140BB5	2.350	2.316	2.778	6/13/2019	5/11/2022	5,756,000.00	5,773,491.84	5,801,760.20	100.795	IDC-FIS
Medium Term Note	Eli Lilly & Co.	532457BQ0	2.350	2.632	2.789	4/25/2019	5/15/2022	3,170,000.00	3,143,910.90	3,194,472.40	100.772	IDC-FIS
Medium Term Note	United Parcel Service, Inc.	911312BC9	2.350	2.636	2.792	5/6/2019	5/16/2022	8,000,000.00	7,933,840.00	8,048,240.00	100.603	IDC-FIS
Medium Term Note	Home Depot Inc.	437076BG6	2.625	2.336	2.824	6/4/2019	6/1/2022	10,000,000.00	10,085,087.50	10,170,400.00	101.704	IDC-FIS
Medium Term Note	Oracle Corp.	68389XAP0	2.500	2.687	3.164	5/2/2019	10/15/2022	9,400,000.00	9,353,381.22	9,466,364.00	100.706	IDC-FIS
Medium Term Note	American Honda Finance	02665WCA7	2.600	2.506	3.246	6/4/2019	11/16/2022	20,000,000.00	20,087,600.00	20,251,800.00	101.259	IDC-FIS
Medium Term Note	Visa Inc.	92826CAC6	2.800	2.567	3.315	5/2/2019	12/14/2022	15,000,000.00	15,119,700.00	15,359,400.00	102.396	IDC-FIS
Medium Term Note	Oracle Corp.	68389XBR5	2.625	2.271	3.450	6/21/2019	2/15/2023	2,103,000.00	2,148,251.30	2,134,944.57	101.519	IDC-FIS
Total		Count 74	2.396	2.478	1.559			660,023,000.00	658,993,147.72	664,050,580.10	100.610	
Grand Total								2,637,080,423.74	2,627,927,245.54	2,646,671,899.48		



GLOSSARY OF INVESTMENT TERMS

ASSET BACKED SECURITIES: Securities, such as bonds or notes, collateralized by receivables such as credit card or auto loans.

BOOK VALUE: The original cost of the investment, plus accrued interest and amortization of any premium or discount.

CERTIFICATE OF DEPOSIT (CD or NCD): A deposit of funds at a bank for a specified period of time that earns interest at a specified rate. Commonly known as "CDs" or "negotiable CDs."

COUPON: The annual rate at which a bond pays interest.

CUSIP: The number identifying all stocks and registered bonds, using the Committee on Uniform Securities Identification Procedures (CUSIP).

DURATION: Duration measures the price sensitivity of a bond to changes in interest rates.

(a) **EFFECTIVE DURATION** is a duration calculation for bonds with embedded options. Effective duration takes into account that expected cash flows will fluctuate as interest rates change.

(b) **MACAULAY'S DURATION** is the weighted average maturity of the bond's cash flows, where the present values of the cash flows serves as the weights. The greater the duration of the bond, the greater its percentage price volatility.

LOCAL AGENCY INVESTMENT FUND (LAIF): An investment pool sponsored by the State of California and administered/managed by the State Treasurer's Office. Local government units, with consent of the local governing body of that agency, may voluntarily deposit surplus funds for the purpose of investment.

MARKET VALUE: The price at which a security is trading and could presumably be purchased or sold.

MATURITY: The date upon which the principal or stated value of an investment becomes due and payable.

PAR VALUE: The amount of principal which must be paid at maturity. Also referred to as the face amount of a bond, normally quoted in \$1.000 increments per bond.

REPURCHASE AGREEMENT (RP OR REPO): The purchase of securities, on a temporary basis, with the seller's simultaneous agreement to repurchase the securities at a later date at a specified price that includes interest for the buyer's holding period. In essence, this is a collateralized investment whereby the security "buyer" lends the "seller" money for the period of the agreement.

SUPRANATIONAL: An entity formed by two or more central governments through international treaties, for the purpose of promoting economic development for member countries. Two examples of supranational institutions are the International Bank for Reconstruction and Development (World Bank) and the Inter-American Development Bank.

U. S. GOVERNMENT AGENCY SECURITIES: Debt securities issued by U. S. Government sponsored enterprises and federally related institutions. These government agencies include: Federal Home Loan Banks (FHLB); Federal Home Loan Mortgage Corporation (FHLMC, or "Freddie Mac"); Federal National Mortgage Association (FNMA, or "Fannie Mae"); Federal Farm Credit Banks (FFCB); and Tennessee Valley Authority (TVA).

U.S. TREASURY SECURITIES: Securities issued by the U. S. Treasury and backed by the full faith and credit of the United States. Treasuries are considered to have no credit risk, and are the benchmark for interest rates on all other securities in the U.S. and overseas. The Treasury issues both discounted securities and fixed coupon notes and bonds.

WEIGHTED AVERAGE DAYS TO MATURITY: The weighted average of the remaining term to maturity of all of the assets in an investment pool or securities portfolio, as expressed in days.

YIELD: The rate of annual income return on an investment, expressed as a percentage.

(a) **EARNED INCOME YIELD** is the annual income from an investment divided by the current market value.

(b) **YIELD TO MATURITY** is the rate of return earned on an investment considering all cash flows and timing factors: interest earnings, discounts, and premiums above par.

For additional glossary terms, previous Investment Reports, and City Investment Policy, please visit the Office of the City Treasurer's website at: <http://www.sandiego.gov/treasurer/investments/>