



Commission for Arts and Culture

City of San Diego Commission for Arts and Culture

POLICY & FUNDING COMMITTEE

AGENDA

City Council Committee Room, 12th Floor, City Administration Building

202 C Street, San Diego, California 92101

Friday, March 9, 2018

8:00 a.m. – 9:30 a.m.

8:00 a.m.	I.	Call to Order	Jason Whooper, Chair
8:01 a.m.	II.	Non-agenda Public Comment	
8:05 a.m.	III.	Chair's Reports	
		A. ACTION – February 9, 2018 Committee Meeting Minutes	
		B. Commission Business	
		C. Other Reports	
8:15 a.m.	IV.	ACTION –FY19 Departmental Budget Distribution Priorities	Darrin Schwabe, Acting Executive Director
9:00 a.m.	V.	PRESENTATION AND DISCUSSION – Timeline and Priorities for FY20 Funding Cycle	Whitney Roux, Civic Art Project Manager
9:20 a.m.	VI.	Staff Reports	Darrin Schwabe
9:30 a.m.	VII.	Adjourn	

Meetings may be recorded. **NON-AGENDA PUBLIC COMMENT:** Any member of the public may address the Committee on any subject in its area of responsibility on any matter not presently pending or previously discussed at the Committee. Comments are limited to two (2) minutes and are non-debatable. At the conclusion of the comment, the Committee Chair shall have the discretion to determine appropriate disposition of the matter. To exercise this right, members of the public wishing to address the Committee under Public Comment must submit a Public Comment Request form prior to the meeting. Subject matter and time limitations are noted on the form. Pursuant to open meeting laws, no discussion or action, other than a referral, shall be taken by the Committee on any issue brought forth under Public Comment. The information contained in this agenda is available in alternative formats and can be requested by calling 619-236-6800 at least three (3) working days prior to the meeting in order to insure availability.



Commission for Arts and Culture

City of San Diego Commission for Arts and Culture

POLICY & FUNDING COMMITTEE

MINUTES

Friday, February 9, 2018

Members Present

Jason Whooper, Chair
Ann Bossler, Vice Chair
Vernon Franck
Kirin Macapugay

Members Absent

Larry Baza

Guest Commissioner Present

Janet Poutré

Staff Present

Dana Springs
Darrin Schwabe
Christine E. Jones
Leticia Gomez Franco

I. Call to Order – Commissioner Jason Whooper called the City of San Diego (City) Commission for Arts and Culture’s Policy & Funding Committee to order at 8:00 a.m. at the office of the Commission for Arts and Culture, 1200 Third Avenue, Floor 9, Suite 924, San Diego, California 92101.

II. Non-Agenda Public Comment – None

III. Chair’s Reports

- A. **ACTION – January 12, 2018 Meeting Minutes** – Commissioner Jason Whooper initiated discussion on this item. **Commissioner Vernon Franck made a motion to approve the Policy & Funding Committee meeting minutes of January 12, 2018. Commissioner Ann Bossler seconded the motion. The vote was 3-0-0; the motion passed.**

Yea: Bossler, Franck, Whooper (3)

Nay: (0)

Abstention: (0)

Recusal: (0)

- B. **ACTION – Recommend 2018 Committee Work Plan** – Commissioner Jason Whooper initiated discussion on this item. **Commissioner Vernon Franck made a motion to approve in concept and request that it be revisited monthly. Commissioner Ann Bossler seconded the motion. The vote was 4-0-0; the motion passed.**

Commissioner Kirin Macapugay arrived to meeting during discussion at 8:08am.

Yea: Bossler, Franck, Whooper, Macapugay (4)

Nay: (0)

Abstention: (0)

Recusal: (0)

- C. Commission Business – None

IV. PRESENTATION – Orientation to the Public Art Program and the Public Art Fund – Chief of Civic Art Strategies Christine E. Jones presented an orientation to the City’s Public Art Program and the Public Art Fund and fielded questions from committee members. She outlined the primary work areas within Public Art, including Percent-For-Art, Civic Enhancement and Civic Art Collection. Jones explained that public art project management activities undertaken through Percent-For-Art program are guided by Council Policy 900-11, which directs 2% for public art in eligible Capital Improvement Program projects (CIPs). She went on to explain that public art projects undertaken through Civic Enhancement / Art in Private Development program are directed by the San Diego Municipal Code and that eligible private development projects have three options to comply: 1% for public art on site; 1% for cultural space on site; and .5% in-lieu payment to City. Jones described the collection management activities of the Civic Art Collection, which is the other primary work area. Jones briefly explained the City’s funding mechanisms for Public Art. She then outlined the primary funding sources for Public Art, including Public Art Fund, Percent-For-Art and Civic Enhancement Allocations. She explained that the Public Art Fund is the only source of funds for Civic Art Collection management, including extraordinary maintenance/conservation. She then explained that any monies set aside for the Percent-For-Art program, which directs 2% for public art in eligible Capital Improvement Program projects (CIPs), do not get added to the Commission’s budget. She went on to explain that developers through Civic Enhancement / Art in Private Development program may select .5% in-lieu payment to City as one of three options to comply with the requirement. Jones explained that the .5% in-lieu payments the City receives are kept in the Commission’s Public Art Fund and committed for the Commission’ prioritized slate of projects in alignment Department Instruction 2.00 - *Use of In-Lieu Civic Enhancement Allocations*. Jones also explained that from time to time the Commission also receives special revenue such as grant funds for specific projects.

V. PRESENTATION – About Cultural Plans and Strategic Plans – Chief of Civic Art Strategies, Christine E. Jones, presented an orientation on municipal arts and cultural planning processes and fielded questions from committee members. She briefly explained the differences between cultural plans vs. strategic plans and provided examples of cultural planning and strategic planning processes undertaken in other cities.

Public Comment

- Peter Kalivas (The PGK Project) commented on strategic and cultural planning and Public Art Program.

VI. Executive Director’s Report – Executive Director Dana Springs asked Civic Art Project Manager, Whitney Roux to provide an update on the FY19 funding cycle. Whitney Roux reported that the Commission received 154 responses to the Request for Qualifications (RFQ). Of the 154 responses received, 101 were for Organizational Support Program (OSP); 99 were moved forward to Request for Proposals (RFP) phase. Creative Communities San Diego (CCSD) received 54 responses to the RFQ, of which 52 were moved forward to RFP phase. 26 RFP’s are being reviewed for OSP and 29 RFP’s are being reviewed for CCSD. 94 applicants chose the option to extend, of these 72 are OSP and 22 are CCSD.

- A. Next Steps in Development of FY19 Department Budget – Executive Director Dana Springs provided a brief update on the upcoming departmental budget priorities discussion.

VII. Adjourn – Commissioner Jason Whooper adjourned the meeting at 9:34 a.m.



Commission for Arts and Culture

STAFF REPORT

DATE ISSUED: March 5, 2018

ATTENTION: Policy & Funding Committee

SUBJECT: FY19 Departmental Budget Distribution Priorities

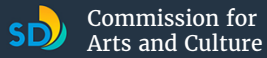
REFERENCES: 1) Slide Presentation: FY19 Department Budget Distribution Priorities
2) Spreadsheet: Scenarios re: FY19 Department Budget Distribution Priorities
3) [Fiscal Year 2019-2023 Five-Year Financial Outlook](#)
4) [IBA Review of Mayor's FY 2019-2023 Five-Year Financial Outlook](#)

STAFF CONTACT: Darrin Schwabe, Acting Executive Director

STAFF RECOMMENDATION:

Recommend to the City of San Diego Commission for Arts and Culture (Commission) on how to advise the Mayor and City Council on FY19 departmental budget distribution priorities and percentages.

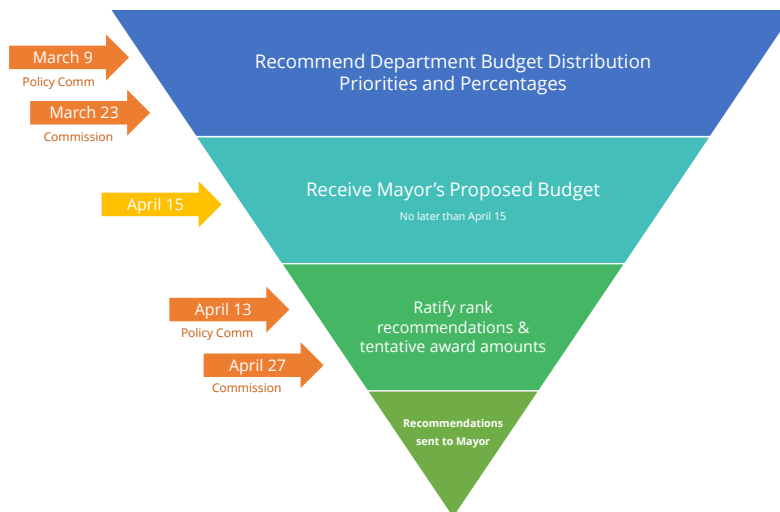
Commission for Arts and Culture
Policy + Funding Committee
March 9, 2018



Fiscal Year 2019 Departmental
Budget Distribution Priorities
Agenda Item IV

Proposed Budgeting Priorities & Scenarios

Today's Action: Recommend Departmental
Budget Distribution Priorities and
Percentages





Last Year's Budget Priorities by Commission

1. Fund OSP at 73% of total department budget, including a distribution to Horton Plaza Theatre Foundation/RDA Obligation at \$435,000
2. Fund CCSD at 8% of total department budget
3. Fund Collections Management at 3% of total department budget
4. Fund Commission-Initiated Public Art Projects at 2% of total dept. budget
5. Fund the Mayor/City Council Allocation at \$400,000
6. Fund Arts Ed Enrichment at 2% of total department budget

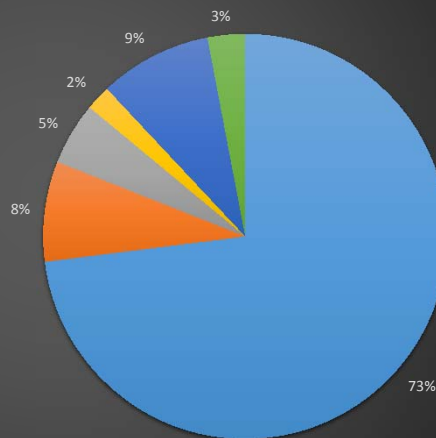
All numbers are approximate and based on final budget distribution recommendation ratified by Commission on June 23, 2017

sandiego.gov



LAST YEAR'S Budgeting Priorities

- FUNDING PROGRAM: OSP - 73%
- FUNDING PROGRAM: CCSD - 8%
- PUBLIC ART FUND - 5%
- ARTS ED ENRICHMENT - 2%
- DEPARTMENT ADMINISTRATION - 9%
- MAYOR/CITY COUNCIL ALLOCATIONS - \$400k = 3%





Considerations for Making a Recommendation Today

What are the factors and current conditions
that could matter in our decision-making?



City's Core Services via Commission

1. Directed by [San Diego Municipal Code \(SDMC\) 26.0722-26.0723](#):
"Control" & "Management" of Artworks (a.k.a. Civic Art Collection)
2. Directed by [SDMC 26.0716](#):
Manage Developers' Compliance with Civic Enhancement Allocation Regulations
3. Directed by [SDMC 26.0718](#):
Expend "In-Lieu" Civic Enhancement Allocations Within 5 Years of Deposit
4. Directed by [Council Policy 900-11](#):
Include Public Art in Selected Capital Improvement Projects
5. Directed by [Council Policy 100-03](#):
Administer the application process for TOT through OSP and CCSD



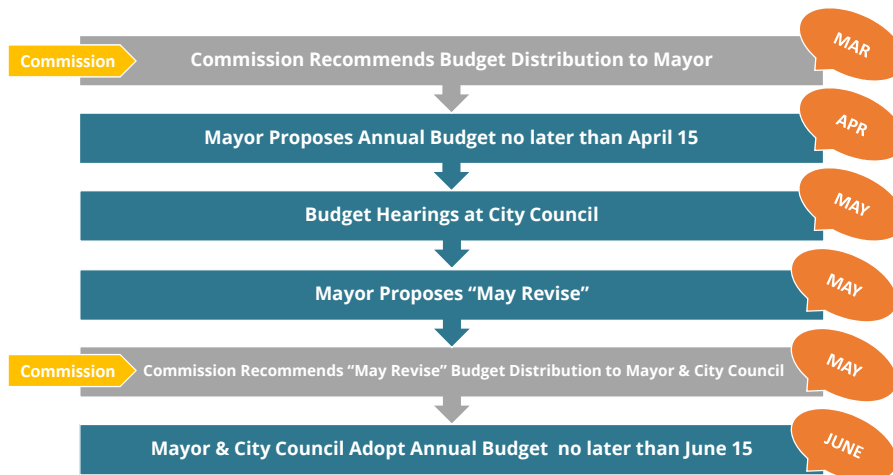
Factors and Current Conditions

1. City's Legal Obligations
2. Preservation of City's core services via Commission
3. Sustaining same percentage levels as prior-year budgets
4. Public Will/Customer Satisfaction (Citizens)
5. Citywide Executive Priorities (Mayor)
6. Citywide Legislative Priorities (City Council)
7. Branch/Department Priorities (Commissioners & Staff)
8. Stakeholder Expectations (Current and Potential Contractors)
9. Media Interest and Interpretation
10. Current Position of Commission among Regional and National Peers
11. Current State/Forecast of the Local Arts Ecosystem
12. Current State/Forecast of the Regional and National Arts Ecosystem

sandiego.gov



What Happens Next?



sandiego.gov

	A	B	C	D	E	F	G	H	I	J	K	L	M	N	O	P	Q
1	City of San Diego Commission for Arts and Culture Total Departmental Budget Development	FY14	% of Total	FY15	% of Total	FY16	% of Total	FY17	% of Total	FY18 ADOPTED BUDGET	% of Total	FY19 IF FLAT BASE BUDGET*	% of Total	FY19 IF 2% CUT**	% of Total	FY19 IF BUMPED	% of Total
3	Funding Programs																
4	Organizational Support Program (OSP)	\$ 6,460,000	67.19%	\$ 6,792,356	67.65%	\$ 8,679,887	71.63%	\$ 10,633,603	70.24%	\$ 10,197,147	69.80%	\$ 6,666,501	66.43%	\$ -		\$ -	70.00%
5	Horton Plaza Theatre Foundation (Req'd RDA Obligation)	\$ -		\$ -		\$ -		\$ 440,838	2.91%	\$ 435,000	2.98%	\$ 420,000	4.19%	\$ 420,000		\$ 435,000	
6	Creative Communities San Diego (CCSD)	\$ 650,000	6.76%	\$ 935,792	9.32%	\$ 1,155,230	9.53%	\$ 1,189,847	7.86%	\$ 1,168,789	8.00%	\$ 786,799	7.84%	\$ -		\$ -	8.00%
7																	
8	Public Art Program																
9	Collections Management	\$ 102,814	1.07%	\$ 108,709	1.08%	\$ 299,643	2.47%	\$ 454,195	3.00%	\$ 438,296	3.00%	\$ 299,491	2.98%	\$ -		\$ -	3.00%
10	Commission-Initiated Public Art Projects	\$ -		\$ -		\$ -		\$ 215,094	1.42%	\$ 357,130	2.44%	\$ -		\$ -		\$ -	1.50%
11																	
12	Department Administration	\$ 1,021,372	10.62%	\$ 1,053,584	10.49%	\$ 1,057,526	8.73%	\$ 1,136,983	7.51%	\$ 1,392,632	9.53%	\$ 1,461,950	14.57%	\$ 1,461,950		\$ 1,461,950	
13																	
14	Special Initiatives																
15	Cultural Tourism Promotions	\$ 150,000	1.56%	\$ 300,000	2.99%	\$ 340,000	2.81%	\$ 374,802	2.48%	\$ -		\$ -		\$ -		\$ -	
16	Arts & Culture Festival Revolving Fund	\$ 750,000	7.80%	\$ 300,000	2.99%	\$ -		\$ -		\$ -		\$ -		\$ -		\$ -	
17	Conversion to Online Applications	\$ 100,000	1.04%	\$ -		\$ -		\$ -		\$ -		\$ -		\$ -		\$ -	
18	Building Capital Grants Fund	\$ 50,000	0.00%	\$ 50,000	0.50%	\$ -		\$ -		\$ -		\$ -		\$ -		\$ -	
19	Arts Education Enrichment Initiative	\$ -		\$ 100,000	1.00%	\$ 100,000	0.83%	\$ 147,244	0.97%	\$ 220,873	1.51%	\$ -		\$ -		\$ -	
20	Arts & Culture Contractor "Nonprofit Academy"	\$ -		\$ -		\$ 75,000	0.62%	\$ -		\$ -		\$ -		\$ -		\$ -	
21	Commission Professional Development	\$ -		\$ -		\$ 10,000	0.08%	\$ -		\$ -		\$ -		\$ -		\$ -	
22	Community Engagement & Training: Building Public Will	\$ -		\$ -		\$ -		\$ 147,244	0.97%	\$ -		\$ -		\$ -		\$ -	
23																	
24	Mayor/City Council Allocations (a.k.a. "ACCF")	\$ 380,000	3.95%	\$ 400,000	3.98%	\$ 400,000	3.30%	\$ 400,000	2.64%	\$ 400,000	2.74%	\$ 400,000	3.99%	\$ -		\$ -	
25																	
26	TOTAL	\$ 9,614,186	100%	\$ 10,040,441	100%	\$ 12,117,286	100%	\$ 15,139,850	100%	\$ 14,609,867	100%	\$ 10,034,741	100%				
29																	
30	*Base budget is \$10,034,741																
31	**Base budget with 2% cut is \$9,834,046																
32	Acting ED recommends that any surplus left in "tray" following percentage calculations and flat allocations goes to OSP																
33	Likewise, Acting ED recommends that the OSP line item be the source for covering any deficit, if found following percentage calculations and flat allocations																
34	All numbers are approximate and subject to variability in the final amounts due to the nature of the City's accounting processes and City-wide critical strategic expenditures																