

Paint Out Day!

Organization Guide




Ask local businesses
for paint can
donations


Record
Report
Remove



Proper Graffiti
removal varies for
different surfaces



Organize a “paint
bank” with shared
paints and equipment.



Removal within 24 to
48 hours reduces the
chance of long-term
repetitive
re-occurrence.



DO NOT PAINT OVER
THESE SURFACES!

POSTAL BOXES

TRAFFIC CONTROL
BOXES

LIGHT
POLES/TELEPHONE
POLES

SDG&E PROPERTY



BUS SHELTERS &
BENCHES

TELEPHONE BOOTHS

DUMPSTERS

RED BRICK
(UNPAINTED)

NEWSPAPER BOXES

METERS - PARKING,
GAS OR WATER BOXES

CITY PROPERTY


PRIVATE PROPERTY
WITHOUT OWNER'S
PERMISSION



When You See Graffiti

RECORD:

Take photographs and report the vandalism to the police.



REPORT:



To report acts of graffiti vandalism contact the SDPD Graffiti Strike Force at 619-531-2000 to file a police report or call 911 to report in-progress acts of graffiti vandalism



REMOVE:

2-1-1 San Diego Operates the City's Paint Bank and the graffiti hotline; process service request for graffiti removal services on public or private property and schedules paint pick up appointments from the Paint bank.

OTHER RESOURCES



San Diego Urban Corps:

<http://www.urbancorpssd.org/graffiti.html>

Graffiti Prevention Tips for Home Owners:

https://www.kab.org/sites/default/files/Graffiti_Prevention_Tips_for_Homeowners_o.pdf

Creating Community Murals:

https://www.kab.org/sites/default/files/Graffiti_Prevention_Creating_a_Community_Mural_o.pdf

Graffiti Prevention Tips for Businesses:

https://www.kab.org/sites/default/files/Graffiti_Prevention_Tips_for_Businesses_o.pdf