



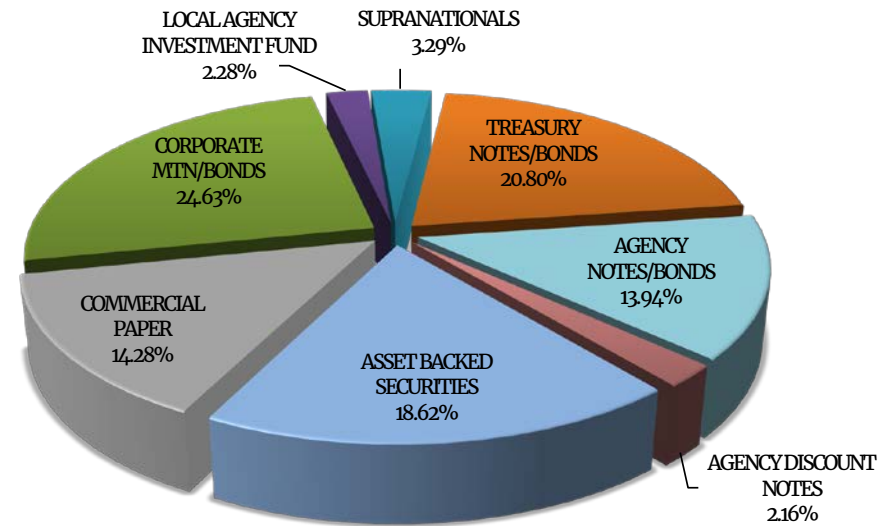
ASSET ALLOCATION

Assets (000's)	Current Par Value	Current Book Value	Market Value	Mkt/Book	Yield to Maturity
ASSET BACKED SECURITIES	430,136	427,145	428,611	100.34%	3.38%
COMMERCIAL PAPER	330,500	327,620	329,137	100.46%	2.64%
CORPORATE MTN/BONDS	566,423	564,973	565,846	100.15%	2.45%
LOCAL AGENCY INVESTMENT FUND	52,174	52,174	52,174	100.00%	2.40%
SUPRANATIONALS	75,000	75,376	74,509	98.85%	1.53%
TREASURY NOTES/BONDS	480,600	477,032	479,107	100.43%	2.26%
AGENCY NOTES/BONDS	320,000	319,788	318,974	99.75%	1.61%
AGENCY DISCOUNT NOTES	50,000	49,524	49,694	100.34%	2.44%
Totals (000's):	2,304,832	2,293,631	2,298,051	100.19%	2.46%

Portfolio Breakdown & Statistics

	Liquidity	Core
Portfolio Size	\$924,394,244	\$1,369,236,818
% of total pool	40.30%	59.70%
Portfolio Duration*	0.31	1.78
Index Duration*	0.37	1.88
% of index	85.05%	94.73%
Weighted Average Days to Maturity	118	674
Earned Income Yield	2.059%	2.121%

* Macaulay's Duration for Liquidity and Effective Duration for Core.



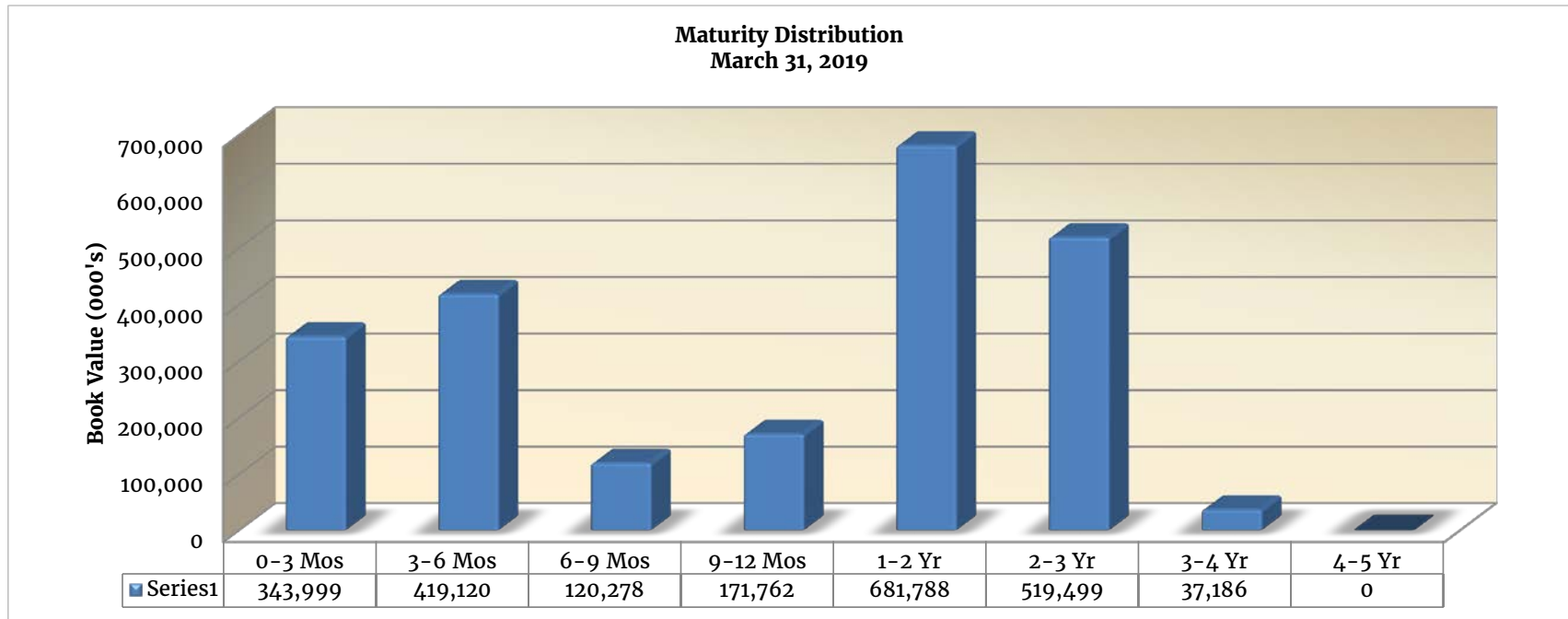
INVESTMENT STATUS SUMMARY BY FUND TYPE

Category	Cost of Invest Held	% of Total	Market Value
POOLED INVESTMENTS:	\$2,293,631,061.46	99.48%	\$2,298,050,870.40
BOND/NOTE FUNDS INVESTED BY TREASURER: SDTFC Series 2018C Tax Exempt	\$12,068,203.91	0.52%	\$12,170,418.30
TOTAL INVESTED FUNDS:	\$2,305,699,265.37	100.00%	\$2,310,221,288.70



MATURITY DISTRIBUTION

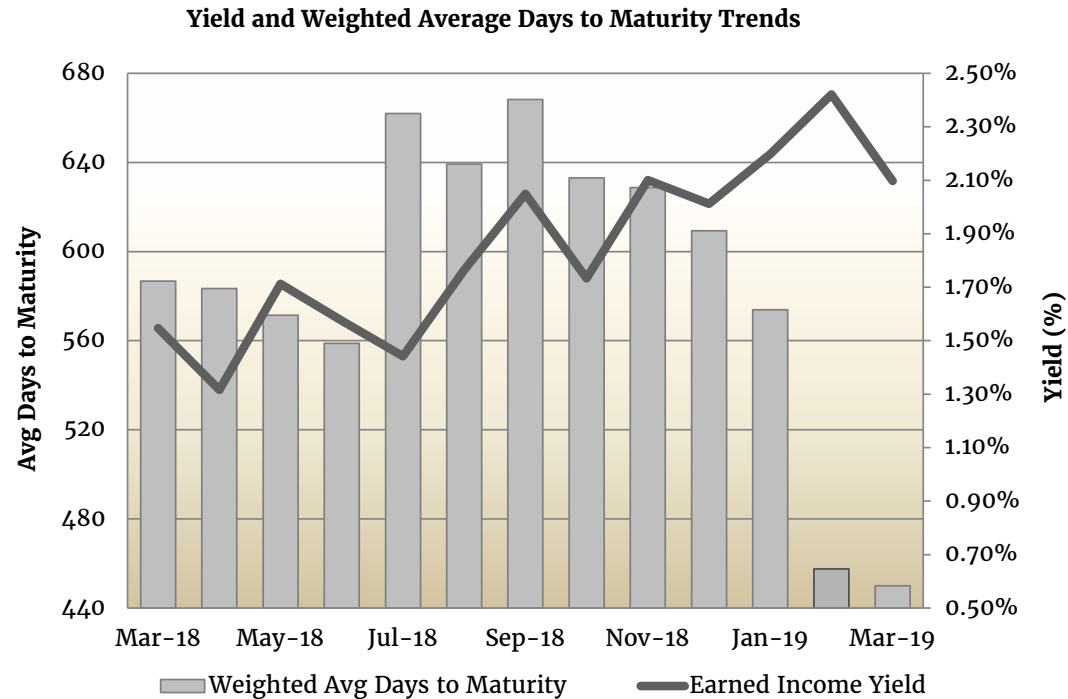
Current Book Value (000's)	0-3 Mos	3-6 Mos	6-9 Mos	9-12 Mos	1-2 Yr	2-3 Yr	3-4 Yr	4-5 Yr	Totals (000's)
ASSET BACKED SECURITIES	35,302	69,019	22,444	58,809	193,363	48,209			427,145
COMMERCIAL PAPER	228,551	99,069							327,620
CORPORATE MTN/BONDS	27,973	51,611	30,268	88,248	221,135	132,931	12,805		564,973
LOCAL AGENCY INVESTMENT FUND	52,174								52,174
SUPRANATIONALS		24,965			50,411				75,376
TREASURY NOTES/BONDS			27,588	24,705	122,598	277,759	24,381		477,032
AGENCY NOTES/BONDS		124,930	39,978		94,280	60,600			319,788
AGENCY DISCOUNT NOTES		49,524							49,524
Totals (000's):	343,999	419,120	120,278	171,762	681,788	519,499	37,186	0	2,293,631
% of Portfolio	15.00%	18.27%	5.24%	7.49%	29.73%	22.65%	1.62%	0.00%	100.00%





PORTFOLIO - EARNED INCOME YIELD

Month	Earned Income Yield	Weighted Avg Days to Maturity
Mar-18	1.55%	586.68
Apr-18	1.32%	583.43
May-18	1.71%	571.40
Jun-18	1.57%	558.84
Jul-18	1.44%	661.99
Aug-18	1.76%	639.27
Sep-18	2.05%	668.31
Oct-18	1.73%	633.00
Nov-18	2.10%	628.75
Dec-18	2.01%	609.38
Jan-19	2.20%	573.92
Feb-19	2.42%	457.53
Mar-19	2.10%	450.00



* The drop in Feb-19's "Weighted Average Days to Maturity," and going forward, reflects a one-time system adjustment to the division's Investment Accounting program (SunGard) to more accurately reflect the maturity profile of the City's Asset Backed Securities by using its expected maturity versus its final stated maturity.

TREASURY NOTES/BONDS	Issuer	CUSIP	Coupon Rate	Yield to Maturity	Modified Duration	Purchase Date	Maturity Date	Current Par Value	Current Book Value	Market Value	Market Price	Price Source
US Treasury Note	US Treasury	912828T59	1.000	0.995	0.536	10/15/2018	10/15/2019	25,000,000.00	25,001,322.62	24,803,750.00	99.215	IDC-FIS
US Treasury Note	US Treasury	912828U73	1.375	1.549	0.702	12/22/2016	12/15/2019	2,600,000.00	2,586,898.44	2,580,708.00	99.258	IDC-FIS
US Treasury Note	US Treasury	912828UV0	1.125	1.529	0.997	3/31/2017	3/31/2020	25,000,000.00	24,705,078.13	24,690,500.00	98.762	IDC-FIS
US Treasury Note	US Treasury	912828L32	1.375	1.500	1.406	6/1/2017	8/31/2020	25,000,000.00	24,901,367.19	24,648,500.00	98.594	IDC-FIS
US Treasury Note	US Treasury	912828M98	1.625	1.587	1.643	8/1/2017	11/30/2020	23,000,000.00	23,027,851.56	22,732,280.00	98.836	IDC-FIS
US Treasury Note	US Treasury	912828S55	2.500	2.542	1.713	1/3/2019	12/31/2020	25,000,000.00	24,984,671.75	25,075,250.00	100.301	IDC-FIS
US Treasury Note	US Treasury	912828B58	2.125	2.613	1.802	5/1/2018	1/31/2021	25,000,000.00	24,677,734.38	24,915,000.00	99.660	IDC-FIS
US Treasury Note	US Treasury	912828X54	2.500	2.486	1.797	1/31/2019	1/31/2021	25,000,000.00	25,006,835.94	25,086,000.00	100.344	IDC-FIS
US Treasury Note	US Treasury	912828Q78	1.375	2.428	2.049	4/2/2018	4/30/2021	25,000,000.00	24,223,632.81	24,543,000.00	98.172	IDC-FIS
US Treasury Note	US Treasury	912828WR7	2.125	2.452	2.198	4/2/2018	6/30/2021	25,000,000.00	24,746,093.75	24,918,000.00	99.672	IDC-FIS
US Treasury Note	US Treasury	9128284W7	2.750	2.696	2.305	9/4/2018	8/15/2021	80,000,000.00	80,121,875.00	80,887,200.00	101.109	IDC-FIS
US Treasury Note	US Treasury	912828D72	2.000	2.586	2.367	6/1/2018	8/31/2021	25,000,000.00	24,545,898.44	24,842,750.00	99.371	IDC-FIS
US Treasury Note	US Treasury	912828T67	1.250	1.510	2.537	11/14/2016	10/31/2021	25,000,000.00	24,690,429.69	24,370,250.00	97.481	IDC-FIS
US Treasury Note	US Treasury	912828R77	2.625	2.531	2.610	1/3/2019	12/15/2021	25,000,000.00	25,100,661.06	25,250,000.00	101.000	IDC-FIS
US Treasury Note	US Treasury	912828G87	2.125	2.620	2.672	6/1/2018	12/31/2021	25,000,000.00	24,579,101.56	24,918,000.00	99.672	IDC-FIS
US Treasury Note	US Treasury	912828V72	1.875	2.163	2.764	1/3/2018	1/31/2022	25,000,000.00	24,720,703.13	24,747,000.00	98.988	IDC-FIS
US Treasury Note	US Treasury	9128286C9	2.500	2.490	2.781	3/1/2019	2/15/2022	25,000,000.00	25,031,007.21	25,183,500.00	100.734	IDC-FIS
US Treasury Note	US Treasury	912828XG0	2.125	2.858	3.140	12/3/2018	6/30/2022	25,000,000.00	24,380,859.38	24,915,000.00	99.660	IDC-FIS
Total	Count 18		2.034	2.265	2.098			480,600,000.00	477,032,022.04	479,106,688.00	99.689	

AGENCY NOTES/BONDS	Issuer	CUSIP	Coupon Rate	Yield to Maturity	Modified Duration	Purchase Date	Maturity Date	Current Par Value	Current Book Value	Market Value	Market Price	Price Source
Agency Note	Federal Home Loan Mortgage Corporation	3137EAEB1	0.875	0.956	0.301	7/19/2018	7/19/2019	25,000,000.00	24,979,814.90	24,880,750.00	99.523	IDC-FIS
Agency Note	Federal Home Loan Mortgage Corporation	3137EAEB1	0.875	0.960	0.301	7/19/2018	7/19/2019	25,000,000.00	24,978,956.08	24,880,750.00	99.523	IDC-FIS
Agency Note	Federal National Mortgage Association	3135GoN33	0.875	0.931	0.339	8/2/2018	8/2/2019	25,000,000.00	24,986,000.00	24,867,750.00	99.471	IDC-FIS
Agency Note	Federal Home Loan Bank	3130A8Y72	0.875	0.939	0.348	2/5/2019	8/5/2019	25,000,000.00	24,992,072.99	24,863,250.00	99.453	IDC-FIS
Agency Note	Federal National Mortgage Association	3135GoP49	1.000	1.052	0.411	2/28/2019	8/28/2019	25,000,000.00	24,993,523.85	24,850,750.00	99.403	IDC-FIS
Agency Note	Federal National Mortgage Association	3135GoR39	1.000	1.090	0.561	10/24/2018	10/24/2019	25,000,000.00	24,977,646.25	24,795,750.00	99.183	IDC-FIS
Agency Note	Federal Home Loan Mortgage Corporation	3134GARV8	1.300	1.300	0.563	10/25/2018	10/25/2019	15,000,000.00	15,000,000.00	14,901,600.00	99.344	IDC-FIS
Agency Note	Federal Home Loan Bank	3130ACE26	1.375	1.519	1.481	9/12/2017	9/28/2020	25,000,000.00	24,893,500.00	24,626,250.00	98.505	IDC-FIS
Agency Note	Federal Home Loan Mortgage Corporation	3137EAEJ4	1.625	1.687	1.482	9/29/2017	9/29/2020	20,000,000.00	19,963,800.00	19,785,600.00	98.928	IDC-FIS
Agency Note	Federal National Mortgage Association	3135GoJ20	1.375	1.986	1.882	12/1/2017	2/26/2021	25,000,000.00	24,523,350.00	24,558,750.00	98.235	IDC-FIS
Agency Note	Federal Home Loan Bank	3130A0XD7	2.375	2.513	1.912	3/1/2018	3/12/2021	25,000,000.00	24,899,500.00	25,016,750.00	100.067	IDC-FIS
Agency Note	Federal National Mortgage Association	3135GoU27	2.500	2.552	1.972	4/13/2018	4/13/2021	25,000,000.00	24,962,750.00	25,092,750.00	100.371	IDC-FIS
Agency Note	Federal Home Loan Bank	313373ZY1	3.625	2.703	2.108	7/2/2018	6/11/2021	25,000,000.00	25,647,250.00	25,671,000.00	102.684	IDC-FIS
Agency Note	Federal Farm Credit Bank	3133EJT74	3.050	3.087	2.512	11/15/2018	11/15/2021	10,000,000.00	9,989,500.00	10,182,300.00	101.823	IDC-FIS
Total	Count 14		1.571	1.608	1.105			320,000,000.00	319,787,664.07	318,974,000.00	99.679	

AGENCY DISCOUNT NOTES	Issuer	CUSIP	Coupon Rate	Yield to Maturity	Modified Duration	Purchase Date	Maturity Date	Current Par Value	Current Book Value	Market Value	Market Price	Price Source
Agency Discount Note	Federal Home Loan Bank	313384HP7	2.410	2.436	0.252	1/24/2019	7/1/2019	25,000,000.00	24,735,569.44	24,847,000.00	99.388	IDC-FIS
Agency Discount Note	Federal Home Loan Bank	313384HP7	2.420	2.441	0.252	2/25/2019	7/1/2019	25,000,000.00	24,788,250.00	24,847,000.00	99.388	IDC-FIS
Total	Count 2		2.415	2.438	0.252			50,000,000.00	49,523,819.44	49,694,000.00	99.388	

SUPRANATIONALS	Issuer	CUSIP	Coupon Rate	Yield to Maturity	Modified Duration	Purchase Date	Maturity Date	Current Par Value	Current Book Value	Market Value	Market Price	Price Source
Supranationals	Intl Bank of Reconstruction & Development	459058EV1	1.250	1.390	0.320	7/26/2018	7/26/2019	25,000,000.00	24,965,432.35	24,900,500.00	99.602	IDC-FIS
Supranationals	Intl Bank of Reconstruction & Development	459058GA5	1.626	1.581	1.413	9/13/2017	9/4/2020	25,000,000.00	25,027,250.00	24,730,250.00	98.921	IDC-FIS
Supranationals	Inter-American Development Bank	4581XoCD8	2.125	1.624	1.574	9/13/2017	11/9/2020	25,000,000.00	25,383,250.00	24,878,500.00	99.514	IDC-FIS
	Total	Count 3	1.670	1.532	1.102			75,000,000.00	75,375,932.35	74,509,250.00	99.346	
LOCAL AGENCY INVESTMENT FUND	Issuer	CUSIP	Coupon Rate	Yield to Maturity	Modified Duration	Purchase Date	Maturity Date	Current Par Value	Current Book Value	Market Value	Market Price	Price Source
Local Agency Investment Fund	California State Pool		2.400	2.400	0.003	3/31/2003	4/1/2019	52,173,520.36	52,173,520.36	52,173,520.36	100.000	BOOK
	Total	Count 1	2.400	2.400	0.003			52,173,520.36	52,173,520.36	52,173,520.36	100.000	
ASSET BACKED SECURITIES	Issuer	CUSIP	Coupon Rate	Yield to Maturity	Modified Duration	Purchase Date	Maturity Date	Current Par Value	Current Book Value	Market Value	Market Price	Price Source
Asset Backed Security	Chase Issuance Trust	161571HC1	1.370	6.742	0.211	9/19/2018	6/15/2019	10,000,000.00	9,905,468.75	9,973,721.00	99.737	UPRICE
Asset Backed Security	Nissan Master Owner Trust	65474VAL5	1.540	4.465	0.211	9/15/2018	6/15/2019	7,094,000.00	7,057,339.86	7,075,342.07	99.737	UPRICE
Asset Backed Security	Chase Issuance Trust	161571HC1	1.370	3.805	0.211	9/15/2018	6/15/2019	16,365,000.00	16,294,526.21	16,321,994.42	99.737	UPRICE
Asset Backed Security	Nissan Master Owner Trust	65474VAL5	1.540	3.109	0.211	9/15/2018	6/15/2019	2,050,000.00	2,044,304.20	2,044,608.30	99.737	UPRICE
Asset Backed Security	Chase Issuance Trust	161571HF4	1.270	6.711	0.294	8/27/2018	7/15/2019	21,320,000.00	21,068,490.63	21,238,451.00	99.618	UPRICE
Asset Backed Security	Chase Issuance Trust	161571HF4	1.270	4.173	0.294	9/15/2018	7/15/2019	15,000,000.00	14,905,101.07	14,942,625.00	99.618	UPRICE
Asset Backed Security	Mercedes-Benz Auto Lease Trust 2016-B	58769DAD2	1.790	1.795	0.152	9/15/2018	8/15/2019	12,907,297.36	12,907,066.59	12,885,471.12	99.831	UPRICE
Asset Backed Security	Chase Issuance Trust	161571FK5	1.580	2.331	0.205	4/26/2017	8/15/2019	10,150,000.00	10,130,175.78	10,110,879.87	99.615	UPRICE
Asset Backed Security	Chase Issuance Trust	161571FK5	1.580	2.030	0.205	6/12/2017	8/15/2019	4,007,000.00	4,002,304.30	3,991,556.22	99.615	UPRICE
Asset Backed Security	BMW Vehicle Lease Trust 2016-2	055657AC4	1.980	2.003	0.223	9/20/2018	9/20/2019	6,006,858.44	6,006,283.84	5,997,274.50	99.840	UPRICE
Asset Backed Security	Toyota Auto Rec Owners Trust	89237WAD9	1.140	7.603	0.284	1/26/2017	10/15/2019	1,237,360.22	1,205,930.34	1,232,551.71	99.611	UPRICE
Asset Backed Security	Citibank Credit Card Issuance Trust	17305EFW0	1.750	1.900	0.381	4/11/2017	11/19/2019	11,265,000.00	11,252,678.91	11,202,532.20	99.445	UPRICE
Asset Backed Security	Citibank Credit Card Issuance Trust	17305EFW0	1.750	1.949	0.380	7/12/2017	11/19/2019	10,000,000.00	9,985,546.88	9,944,547.00	99.445	UPRICE
Asset Backed Security	American Express Credit Account	02587AAJ3	1.930	2.076	0.454	11/20/2017	2/15/2020	5,375,000.00	5,371,010.74	5,342,301.73	99.392	UPRICE
Asset Backed Security	American Express Credit Account	02587AAJ3	1.930	2.384	0.453	11/27/2017	2/15/2020	15,785,000.00	15,748,620.51	15,688,973.53	99.392	UPRICE
Asset Backed Security	American Express Credit Account	02587AAJ3	1.930	4.581	0.451	2/26/2018	2/15/2020	8,066,000.00	7,958,243.28	8,016,931.30	99.392	UPRICE

POOLED INVESTMENTS AT MARCH 31, 2019 - PORTFOLIO POSITION DETAIL

Asset Backed Security	Bank of America Credit Card TR 2017	05522RCW6	1.950	4.127	0.492	2/20/2018	3/15/2020	9,850,000.00	9,733,031.25	9,789,523.96	99.386	UPRICE
Asset Backed Security	American Express Credit Account	02582JHQ6	2.670	2.691	0.494	3/21/2018	3/15/2020	20,000,000.00	19,997,678.00	20,015,718.00	100.079	UPRICE
Asset Backed Security	Citibank Credit Card Issuance Trust	17305EGB5	1.920	1.946	0.513	4/11/2017	4/7/2020	25,000,000.00	24,992,797.50	24,828,547.50	99.314	UPRICE
Asset Backed Security	Toyota Auto Rec Owners Trust	89238MAD0	1.730	1.745	0.494	9/15/2018	4/15/2020	3,474,197.86	3,473,834.65	3,457,634.62	99.523	UPRICE
Asset Backed Security	Chase Issuance Trust	161571GX6	1.840	2.104	0.536	7/11/2017	4/15/2020	5,250,000.00	5,241,796.88	5,210,623.43	99.250	UPRICE
Asset Backed Security	Chase Issuance Trust	161571GX6	1.840	1.609	0.537	8/10/2017	4/15/2020	12,200,000.00	12,216,679.69	12,108,496.34	99.250	UPRICE
Asset Backed Security	Chase Issuance Trust	161571GX6	1.840	4.443	0.533	2/21/2018	4/15/2020	14,340,000.00	14,121,539.06	14,232,445.70	99.250	UPRICE
Asset Backed Security	American Express Credit Account	02582JHE3	1.770	4.704	0.532	2/26/2018	4/15/2020	18,295,000.00	17,981,269.34	18,137,503.83	99.139	UPRICE
Asset Backed Security	John Deere Owner Trust	47787XAC1	1.780	1.795	0.585	9/15/2018	7/15/2020	1,667,575.82	1,667,352.76	1,659,589.13	99.521	UPRICE
Asset Backed Security	Chase Issuance Trust	161571HE7	1.490	5.753	0.652	5/23/2018	7/15/2020	10,000,000.00	9,701,171.88	9,869,099.00	98.691	UPRICE
Asset Backed Security	Chase Issuance Trust	161571HE7	1.490	4.296	0.652	6/22/2018	7/15/2020	7,500,000.00	7,282,031.25	7,401,824.25	98.691	UPRICE
Asset Backed Security	Citibank Credit Card Issuance Trust	17305EGG4	1.860	3.371	0.827	4/16/2018	8/7/2020	9,920,000.00	9,709,975.00	9,826,280.80	99.055	UPRICE
Asset Backed Security	Citibank Credit Card Issuance Trust	17305EGG4	1.860	3.447	0.826	5/15/2018	8/7/2020	7,377,000.00	7,213,034.65	7,307,305.79	99.055	UPRICE
Asset Backed Security	Citibank Credit Card Issuance Trust	17305EGG4	1.860	3.473	0.826	5/17/2018	8/7/2020	9,190,000.00	8,982,507.03	9,103,177.48	99.055	UPRICE
Asset Backed Security	Citibank Credit Card Issuance Trust	17305EGG4	1.860	3.470	0.826	5/22/2018	8/7/2020	6,010,000.00	5,874,540.23	5,953,220.53	99.055	UPRICE
Asset Backed Security	Bank of America Credit Card TR 2017	05522RCX4	1.840	4.872	0.695	6/11/2018	8/15/2020	5,570,000.00	5,444,239.84	5,514,605.79	99.005	UPRICE
Asset Backed Security	Bank of America Credit Card TR 2017	05522RCX4	1.840	4.829	0.695	8/10/2018	8/15/2020	10,000,000.00	9,777,343.75	9,900,549.00	99.005	UPRICE
Asset Backed Security	Honda Auto Receivables Owners Trust	43814TAC6	1.720	1.731	0.719	3/28/2017	8/21/2020	5,624,233.68	5,623,727.94	5,592,748.66	99.440	UPRICE
Asset Backed Security	American Express Credit Account	02582JHJ2	2.040	4.406	0.777	7/25/2018	10/15/2020	4,900,000.00	4,804,105.47	4,865,846.51	99.303	UPRICE
Asset Backed Security	Citibank Credit Card Issuance Trust	17305EGK5	2.490	2.497	1.037	1/31/2018	1/20/2021	24,000,000.00	23,996,678.40	23,965,288.80	99.855	UPRICE
Asset Backed Security	Bank of America Credit Card TR 2017	05522RCY2	2.700	2.974	0.945	1/31/2019	2/15/2021	5,299,000.00	5,284,510.55	5,315,897.98	100.319	UPRICE
Asset Backed Security	Bank of America Credit Card TR 2017	05522RCY2	2.700	2.960	0.945	2/8/2019	2/15/2021	10,000,000.00	9,973,828.13	10,031,889.00	100.319	UPRICE
Asset Backed Security	Bank of America Credit Card TR 2017	05522RCZ9	3.000	2.665	1.028	1/31/2019	4/15/2021	8,185,000.00	8,214,734.57	8,261,384.88	100.933	UPRICE
Asset Backed Security	GM Financial	36256UAE8	3.080	3.087	1.081	2/21/2019	5/20/2021	8,000,000.00	7,999,312.00	8,044,435.20	100.555	UPRICE
Asset Backed Security	Discover Card Execution Note Trust	254683CG8	3.110	2.676	1.151	1/18/2019	7/15/2021	26,855,000.00	26,995,569.14	27,183,151.99	101.222	UPRICE
Asset Backed Security	Ford Credit Auto	34532FAE2	2.980	2.997	1.149	2/25/2019	7/15/2021	5,000,000.00	4,998,974.00	5,024,023.50	100.480	UPRICE
	Total	Count 42	1.985	3.376	0.588			430,135,523.38	427,145,354.85	428,610,572.64	99.645	

COMMERCIAL PAPER	Issuer	CUSIP	Coupon Rate	Yield to Maturity	Modified Duration	Purchase Date	Maturity Date	Current Par Value	Current Book Value	Market Value	Market Price	Price Source
Commercial Paper	BNP Paribas NY	09659CR18	2.360	2.360	0.003	3/29/2019	4/1/2019	30,500,000.00	30,494,001.67	30,500,000.00	100.000	IDC-FIS
Commercial Paper	Bayerische Landesbank NY	07274MR56	2.690	2.713	0.014	12/12/2018	4/5/2019	25,000,000.00	24,787,041.67	24,993,166.67	99.973	IDC-FIS
Commercial Paper	Korea Development Bank NY	5006E1RJ5	2.830	2.859	0.049	12/12/2018	4/18/2019	25,000,000.00	24,750,409.72	24,970,958.33	99.884	IDC-FIS
Commercial Paper	JP Morgan Securities	46640QS36	2.820	2.855	0.090	11/28/2018	5/3/2019	25,000,000.00	24,694,500.00	24,945,333.33	99.781	IDC-FIS
Commercial Paper	Credit Agricole CIB NY	22533US7	2.670	2.694	0.129	1/15/2019	5/17/2019	25,000,000.00	24,773,791.67	24,921,416.67	99.686	IDC-FIS
Commercial Paper	Swedbank NY	87019SXX3	2.670	2.697	0.167	1/16/2019	5/31/2019	25,000,000.00	24,749,687.50	24,894,166.67	99.577	IDC-FIS
Commercial Paper	Natixis NY	63873KTH0	2.700	2.729	0.214	1/24/2019	6/17/2019	25,000,000.00	24,730,000.00	24,864,180.56	99.457	IDC-FIS
Commercial Paper	Exxon Mobil Corp.	30229BTR8	2.480	2.501	0.235	2/25/2019	6/25/2019	25,000,000.00	24,793,333.33	24,850,069.44	99.400	IDC-FIS
Commercial Paper	Rabobank NY	21687BTU5	2.520	2.543	0.244	2/21/2019	6/28/2019	25,000,000.00	24,777,750.00	24,844,777.78	99.379	IDC-FIS
Commercial Paper	MUFG Bank Ltd NY	62479MU19	2.730	2.765	0.252	1/16/2019	7/1/2019	25,000,000.00	24,685,291.67	24,838,222.22	99.353	IDC-FIS
Commercial Paper	Landesbank Baden-Württemberg	5148X1U19	2.580	2.604	0.252	2/22/2019	7/1/2019	25,000,000.00	24,768,875.00	24,838,222.22	99.353	IDC-FIS
Commercial Paper	Toyota Motor Credit Corp.	89233HU10	2.470	2.492	0.252	2/25/2019	7/1/2019	25,000,000.00	24,783,875.00	24,838,222.22	99.353	IDC-FIS
Commercial Paper	Banco Santander S.A.	05971SU18	2.530	2.547	0.252	3/27/2019	7/1/2019	25,000,000.00	24,831,333.33	24,838,222.22	99.353	IDC-FIS
	Total	Count 13	2.615	2.638	0.163			330,500,000.00	327,619,890.56	329,136,958.33	99.588	

CORPORATE MTN/BONDS	Issuer	CUSIP	Coupon Rate	Yield to Maturity	Modified Duration	Purchase Date	Maturity Date	Current Par Value	Current Book Value	Market Value	Market Price	Price Source
Medium Term Note	Pfizer Inc.	717081DU4	1.450	1.638	0.175	6/3/2018	6/3/2019	10,045,000.00	10,026,392.36	10,025,814.05	99.809	IDC-FIS
Medium Term Note	Caterpillar Financial Services	14912L6B2	2.100	1.838	0.192	6/9/2018	6/9/2019	9,300,000.00	9,324,012.80	9,287,259.00	99.863	IDC-FIS
Medium Term Note	Home Depot Inc.	437076BE1	2.000	1.617	0.208	6/15/2018	6/15/2019	8,590,000.00	8,622,533.28	8,580,121.50	99.885	IDC-FIS
Medium Term Note	American Honda Finance	02665WBE0	1.200	1.859	0.282	7/12/2018	7/12/2019	7,500,000.00	7,451,232.62	7,470,225.00	99.603	IDC-FIS
Medium Term Note	American Honda Finance	02665WBE0	1.200	1.782	0.282	7/12/2018	7/12/2019	5,325,000.00	5,294,400.72	5,303,859.75	99.603	IDC-FIS
Medium Term Note	Bank of New York Mellon	06406HCW7	2.300	2.249	0.449	9/11/2018	9/11/2019	15,000,000.00	15,007,573.75	14,977,500.00	99.850	IDC-FIS
Medium Term Note	Cisco Systems Inc.	17275RBG6	1.400	1.727	0.474	9/20/2018	9/20/2019	10,000,000.00	9,967,694.48	9,944,800.00	99.448	IDC-FIS
Medium Term Note	JPMorgan Chase Bank	48125LRG9	1.650	1.860	0.482	9/23/2018	9/23/2019	6,816,000.00	6,801,881.43	6,783,283.20	99.520	IDC-FIS
Medium Term Note	Fifth Third Bank	31677QBH1	1.625	2.074	0.493	9/27/2018	9/27/2019	7,120,000.00	7,088,547.72	7,081,908.00	99.465	IDC-FIS
Medium Term Note	Oracle Corp.	68389XAX3	2.250	1.817	0.514	10/8/2018	10/8/2019	10,000,000.00	10,042,758.21	9,978,700.00	99.787	IDC-FIS
Medium Term Note	Honeywell International Inc.	438516BQ8	1.800	1.840	0.579	10/30/2018	10/30/2019	7,000,000.00	6,997,270.00	6,965,560.00	99.508	IDC-FIS
Medium Term Note	Costo Wholesale Corp.	22160KAF2	1.700	1.716	0.701	5/11/2017	12/15/2019	13,234,000.00	13,228,441.72	13,150,625.80	99.370	IDC-FIS
Medium Term Note	Toyota Motor Credit Corp.	89236TEJ0	2.200	2.245	0.770	1/10/2019	1/10/2020	5,000,000.00	4,997,771.95	4,984,800.00	99.696	IDC-FIS
Medium Term Note	JPMorgan Chase & Co.	46625HKA7	2.250	1.915	0.806	1/23/2019	1/23/2020	10,000,000.00	10,033,061.29	9,963,500.00	99.635	IDC-FIS
Medium Term Note	Microsoft Corp.	594918BV5	1.850	1.756	0.843	2/6/2019	2/6/2020	4,426,000.00	4,430,104.55	4,399,798.08	99.408	IDC-FIS
Medium Term Note	Microsoft Corp.	594918BV5	1.850	1.684	0.843	2/6/2019	2/6/2020	5,990,000.00	5,999,800.14	5,954,539.20	99.408	IDC-FIS
Medium Term Note	Merck & Co Inc.	58933YAS4	1.850	1.706	0.854	2/10/2019	2/10/2020	9,803,000.00	9,816,921.60	9,739,574.59	99.353	IDC-FIS
Medium Term Note	PACCAR Financial Corp.	69371RN69	1.950	2.011	0.901	2/27/2019	2/27/2020	3,000,000.00	2,998,200.00	2,981,310.00	99.377	IDC-FIS
Medium Term Note	American Express Credit Corp.	0258M0EE5	2.200	2.235	0.917	3/3/2019	3/3/2020	5,000,000.00	4,998,263.50	4,976,800.00	99.536	IDC-FIS
Medium Term Note	American Express Credit Corp.	0258M0EE5	2.200	2.050	0.917	3/3/2019	3/3/2020	10,000,000.00	10,014,734.51	9,953,600.00	99.536	IDC-FIS
Medium Term Note	Chevron Corp.	166764AR1	1.961	1.967	0.917	3/3/2019	3/3/2020	10,000,000.00	9,999,427.57	9,934,000.00	99.340	IDC-FIS
Medium Term Note	The Walt Disney Co.	25468PDP8	1.950	1.959	0.920	3/4/2019	3/4/2020	5,000,000.00	4,999,565.08	4,966,400.00	99.328	IDC-FIS
Medium Term Note	John Deere Capital Corp.	24422ETQ2	2.200	2.227	0.945	3/13/2019	3/13/2020	10,000,000.00	9,997,390.49	9,959,800.00	99.598	IDC-FIS
Medium Term Note	John Deere Capital Corp.	24422ETQ2	2.200	2.578	0.945	3/13/2019	3/13/2020	10,000,000.00	9,962,937.58	9,959,800.00	99.598	IDC-FIS
Medium Term Note	Apple Inc.	037833CS7	1.800	1.835	1.098	5/11/2017	5/11/2020	10,000,000.00	9,989,800.00	9,922,200.00	99.222	IDC-FIS
Medium Term Note	The Walt Disney Co.	25468PDU7	1.800	1.760	1.164	8/25/2017	6/5/2020	6,713,000.00	6,720,182.91	6,650,367.71	99.067	IDC-FIS
Medium Term Note	Citibank NA	17325FAE8	2.100	2.115	1.182	6/12/2017	6/12/2020	10,000,000.00	9,995,700.00	9,928,100.00	99.281	IDC-FIS
Medium Term Note	Cisco Systems Inc.	17275RAX0	2.450	2.386	1.187	1/23/2018	6/15/2020	10,000,000.00	10,014,600.00	9,984,100.00	99.841	IDC-FIS
Medium Term Note	US Bank NA	90331HNU3	3.050	3.075	1.291	7/24/2018	7/24/2020	10,000,000.00	9,995,200.00	10,060,800.00	100.608	IDC-FIS
Medium Term Note	Intel Corp.	458140AQ3	2.450	1.899	1.310	4/17/2017	7/29/2020	9,056,000.00	9,213,936.64	9,044,408.32	99.872	IDC-FIS

Medium Term Note	Intel Corp.	458140AQ3	2.450	1.893	1.310	4/18/2017	7/29/2020	6,000,000.00	6,105,720.00	5,992,320.00	99.872	IDC-FIS
Medium Term Note	State Street Corp.	857477AS2	2.550	1.965	1.362	5/30/2017	8/18/2020	10,000,000.00	10,181,300.00	9,994,400.00	99.944	IDC-FIS
Medium Term Note	Praxair Inc.	74005PBP8	2.250	2.728	1.464	3/9/2018	9/24/2020	10,534,000.00	10,411,173.56	10,481,856.70	99.505	IDC-FIS
Medium Term Note	Raytheon Company	755111BT7	3.125	2.379	1.494	1/25/2018	10/15/2020	10,000,000.00	10,195,300.00	10,075,000.00	100.750	IDC-FIS
Medium Term Note	UnitedHealth Group Inc.	91324PDC3	1.950	2.736	1.510	3/2/2018	10/15/2020	10,000,000.00	9,802,500.00	9,892,600.00	98.926	IDC-FIS
Medium Term Note	US Bank NA	90331HNG4	2.050	2.057	1.531	10/24/2017	10/23/2020	10,000,000.00	9,998,000.00	9,914,600.00	99.146	IDC-FIS
Medium Term Note	Coca-Cola Co.	191216BT6	1.875	1.883	1.545	6/26/2017	10/27/2020	4,489,000.00	4,487,832.86	4,448,688.78	99.102	IDC-FIS
Medium Term Note	Coca-Cola Co.	191216BT6	1.875	1.880	1.545	6/26/2017	10/27/2020	4,705,000.00	4,704,200.15	4,662,749.10	99.102	IDC-FIS
Medium Term Note	PNC Bank NA	69353REU8	2.450	2.109	1.559	10/20/2017	11/5/2020	6,000,000.00	6,059,940.00	5,975,880.00	99.598	IDC-FIS
Medium Term Note	PNC Bank NA	69353REU8	2.450	2.091	1.559	10/23/2017	11/5/2020	3,000,000.00	3,031,500.00	2,987,940.00	99.598	IDC-FIS
Medium Term Note	Johnson & Johnson	478160CH5	1.950	1.987	1.580	11/10/2017	11/10/2020	5,000,000.00	4,994,650.00	4,962,100.00	99.242	IDC-FIS
Medium Term Note	Intercontinental Exchange Inc.	45866FAC8	2.750	2.204	1.627	11/16/2017	12/1/2020	10,000,000.00	10,159,800.00	10,013,000.00	100.130	UPRICE
Medium Term Note	Visa Inc.	92826CAB8	2.200	2.863	1.670	5/3/2018	12/14/2020	10,000,000.00	9,834,000.00	9,956,000.00	99.560	IDC-FIS
Medium Term Note	Toyota Motor Credit Corp.	89236TFQ3	3.050	3.081	1.725	1/8/2019	1/8/2021	5,000,000.00	4,997,000.00	5,045,200.00	100.904	IDC-FIS
Medium Term Note	US Bank NA	90331HPA5	3.000	3.042	1.798	2/4/2019	2/4/2021	10,000,000.00	9,991,900.00	10,063,800.00	100.638	IDC-FIS
Medium Term Note	Apple Inc.	037833BS8	2.250	2.494	1.861	1/29/2018	2/23/2021	7,355,000.00	7,302,338.20	7,328,522.00	99.640	IDC-FIS
Medium Term Note	Apple Inc.	037833BS8	2.250	2.916	1.861	4/27/2018	2/23/2021	13,455,000.00	13,213,482.75	13,406,562.00	99.640	IDC-FIS
Medium Term Note	Exxon Mobil Corp.	30231GAV4	2.222	2.471	1.884	1/29/2018	3/1/2021	10,000,000.00	9,926,300.00	9,954,600.00	99.546	IDC-FIS
Medium Term Note	Southern California Edison Co.	842400GH0	2.900	2.915	1.874	3/5/2018	3/1/2021	9,875,000.00	9,870,852.50	9,802,122.50	99.262	IDC-FIS
Medium Term Note	Exxon Mobil Corp.	30231GAV4	2.222	2.615	1.884	3/21/2019	3/1/2021	10,000,000.00	9,938,244.44	9,954,600.00	99.546	IDC-FIS
Medium Term Note	United Parcel Service, Inc.	911312BP0	2.050	3.186	1.952	9/24/2018	4/1/2021	12,935,000.00	12,582,003.85	12,820,654.60	99.116	IDC-FIS
Medium Term Note	US Bank NA	90331HNP4	3.150	3.040	1.993	1/25/2019	4/26/2021	6,750,000.00	6,818,360.63	6,813,382.50	100.939	IDC-FIS
Medium Term Note	PNC Bank NA	69353REW4	2.150	3.327	2.024	9/27/2018	4/29/2021	10,000,000.00	9,710,100.00	9,913,800.00	99.138	IDC-FIS
Medium Term Note	General Dynamics Corp.	369550BE7	3.000	3.206	2.038	5/25/2018	5/11/2021	7,001,000.00	6,960,464.21	7,064,219.03	100.903	IDC-FIS
Medium Term Note	General Dynamics Corp.	369550BE7	3.000	3.170	2.038	5/25/2018	5/11/2021	5,000,000.00	4,976,050.00	5,045,150.00	100.903	IDC-FIS
Medium Term Note	UnitedHealth Group Inc.	91324PDH2	3.150	3.169	2.130	6/19/2018	6/15/2021	10,000,000.00	9,994,600.00	10,107,800.00	101.078	IDC-FIS
Medium Term Note	Walmart Inc.	931142EJ8	3.125	3.127	2.153	6/27/2018	6/23/2021	15,000,000.00	14,999,250.00	15,205,800.00	101.372	IDC-FIS
Medium Term Note	Citibank NA	17325FAQ1	3.400	3.439	2.229	7/23/2018	7/23/2021	10,000,000.00	9,989,000.00	10,130,300.00	101.303	IDC-FIS
Medium Term Note	Citibank NA	17325FAQ1	3.400	3.379	2.229	1/17/2019	7/23/2021	15,250,000.00	15,257,625.00	15,448,707.50	101.303	IDC-FIS
Medium Term Note	Fifth Third Bank	31677QBN8	3.350	3.359	2.238	7/26/2018	7/26/2021	5,000,000.00	4,998,750.00	5,071,350.00	101.427	IDC-FIS
Medium Term Note	PACCAR Financial Corp.	69371RP42	3.150	3.161	2.279	8/9/2018	8/9/2021	7,000,000.00	6,997,830.00	7,084,210.00	101.203	IDC-FIS
Medium Term Note	Apple Inc.	037833AY6	2.150	3.213	2.775	12/14/2018	2/9/2022	10,000,000.00	9,683,600.00	9,900,400.00	99.004	IDC-FIS
Medium Term Note	Home Depot Inc.	437076BV3	3.250	3.341	2.799	12/6/2018	3/1/2022	10,000,000.00	9,972,600.00	10,227,000.00	102.270	IDC-FIS
Medium Term Note	PACCAR Financial Corp.	69371RP75	2.850	2.881	2.813	3/1/2019	3/1/2022	10,000,000.00	9,991,200.00	10,078,900.00	100.789	IDC-FIS
Medium Term Note	Intel Corp.	458140BB5	2.350	3.250	2.989	12/14/2018	5/11/2022	13,156,000.00	12,805,052.74	13,108,112.16	99.636	IDC-FIS
	Total	Count 65	2.345	2.454	1.426			566,423,000.00	564,972,857.79	565,845,881.07	99.898	
Grand Total								2,304,832,043.74	2,293,631,061.46	2,298,050,870.40		



GLOSSARY OF INVESTMENT TERMS

ASSET BACKED SECURITIES: Securities, such as bonds or notes, collateralized by receivables such as credit card or auto loans.

BOOK VALUE: The original cost of the investment, plus accrued interest and amortization of any premium or discount.

CERTIFICATE OF DEPOSIT (CD or NCD): A deposit of funds at a bank for a specified period of time that earns interest at a specified rate. Commonly known as "CDs" or "negotiable CDs."

COUPON: The annual rate at which a bond pays interest.

CUSIP: The number identifying all stocks and registered bonds, using the Committee on Uniform Securities Identification Procedures (CUSIP).

DURATION: Duration measures the price sensitivity of a bond to changes in interest rates.

(a) **EFFECTIVE DURATION** is a duration calculation for bonds with embedded options. Effective duration takes into account that expected cash flows will fluctuate as interest rates change.

(b) **MACAULAY'S DURATION** is the weighted average maturity of the bond's cash flows, where the present values of the cash flows serves as the weights. The greater the duration of the bond, the greater its percentage price volatility.

LOCAL AGENCY INVESTMENT FUND (LAIF): An investment pool sponsored by the State of California and administered/managed by the State Treasurer's Office. Local government units, with consent of the local governing body of that agency, may voluntarily deposit surplus funds for the purpose of investment.

MARKET VALUE: The price at which a security is trading and could presumably be purchased or sold.

MATURITY: The date upon which the principal or stated value of an investment becomes due and payable.

PAR VALUE: The amount of principal which must be paid at maturity. Also referred to as the face amount of a bond, normally quoted in \$1.000 increments per bond.

REPURCHASE AGREEMENT (RP OR REPO): The purchase of securities, on a temporary basis, with the seller's simultaneous agreement to repurchase the securities at a later date at a specified price that includes interest for the buyer's holding period. In essence, this is a collateralized investment whereby the security "buyer" lends the "seller" money for the period of the agreement.

SUPRANATIONAL: An entity formed by two or more central governments through international treaties, for the purpose of promoting economic development for member countries. Two examples of supranational institutions are the International Bank for Reconstruction and Development (World Bank) and the Inter-American Development Bank.

U. S. GOVERNMENT AGENCY SECURITIES: Debt securities issued by U. S. Government sponsored enterprises and federally related institutions. These government agencies include: Federal Home Loan Banks (FHLB); Federal Home Loan Mortgage Corporation (FHLMC, or "Freddie Mac"); Federal National Mortgage Association (FNMA, or "Fannie Mae"); Federal Farm Credit Banks (FFCB); and Tennessee Valley Authority (TVA).

U.S. TREASURY SECURITIES: Securities issued by the U. S. Treasury and backed by the full faith and credit of the United States. Treasuries are considered to have no credit risk, and are the benchmark for interest rates on all other securities in the U.S. and overseas. The Treasury issues both discounted securities and fixed coupon notes and bonds.

WEIGHTED AVERAGE DAYS TO MATURITY: The weighted average of the remaining term to maturity of all of the assets in an investment pool or securities portfolio, as expressed in days.

YIELD: The rate of annual income return on an investment, expressed as a percentage.

(a) **EARNED INCOME YIELD** is the annual income from an investment divided by the current market value.

(b) **YIELD TO MATURITY** is the rate of return earned on an investment considering all cash flows and timing factors: interest earnings, discounts, and premiums above par.

For additional glossary terms, previous Investment Reports, and City Investment Policy, please visit the Office of the City Treasurer's website at: <http://www.sandiego.gov/treasurer/investments/>