




- ADA ACCESSIBLE PARKING STALL
- ADA ACCESSIBLE RAMP
- EXISTING COLORED CONCRETE
 - SPORADIC LIFTING / CRACKING FROM TREE ROOTS
 - REPAIRS TO BE PRIMARILY FOCUSED ALONG ADA PATH OF TRAVEL




EXISTING TREE (TYP.)  - TO REMAIN

PROPOSED PAVING (TYP.)
- COLORED CONCRETE TO MATCH EXISTING

SHRUB PLANTING 

PROPOSED RESTROOM
- ADA ACCESSIBLE
- ALL-GENDER FACILITIES
- LAVATORIES
- DRINKING FOUNTAINS
- STORAGE AREA

SHADE STRUCTURE 
PICNIC BENCH (ADA & NON-ADA) (TYP.)
PROPOSED LIGHTING (TYP.)

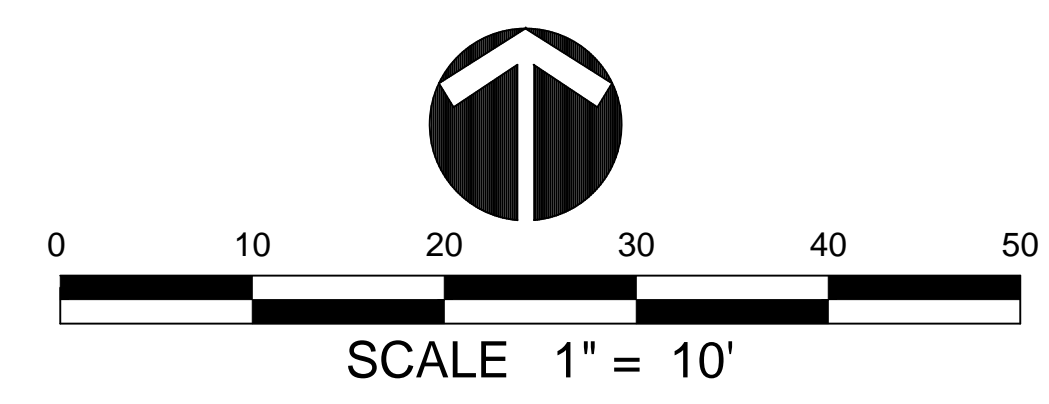
DOUBLE BBQ (TYP.) 
BENCH (TYP.) 
WASTE / RECYCLE RECEPTACLES (TYP.) 

PROPOSED SHADE TREES 
ADA ACCESSIBLE PATH OF TRAVEL 

ELEVATED PLATFORM OVERLOOKING PLAY AREA
WITH FLAG POLES, TELESCOPES AND INTERACTIVE SIGNAGE

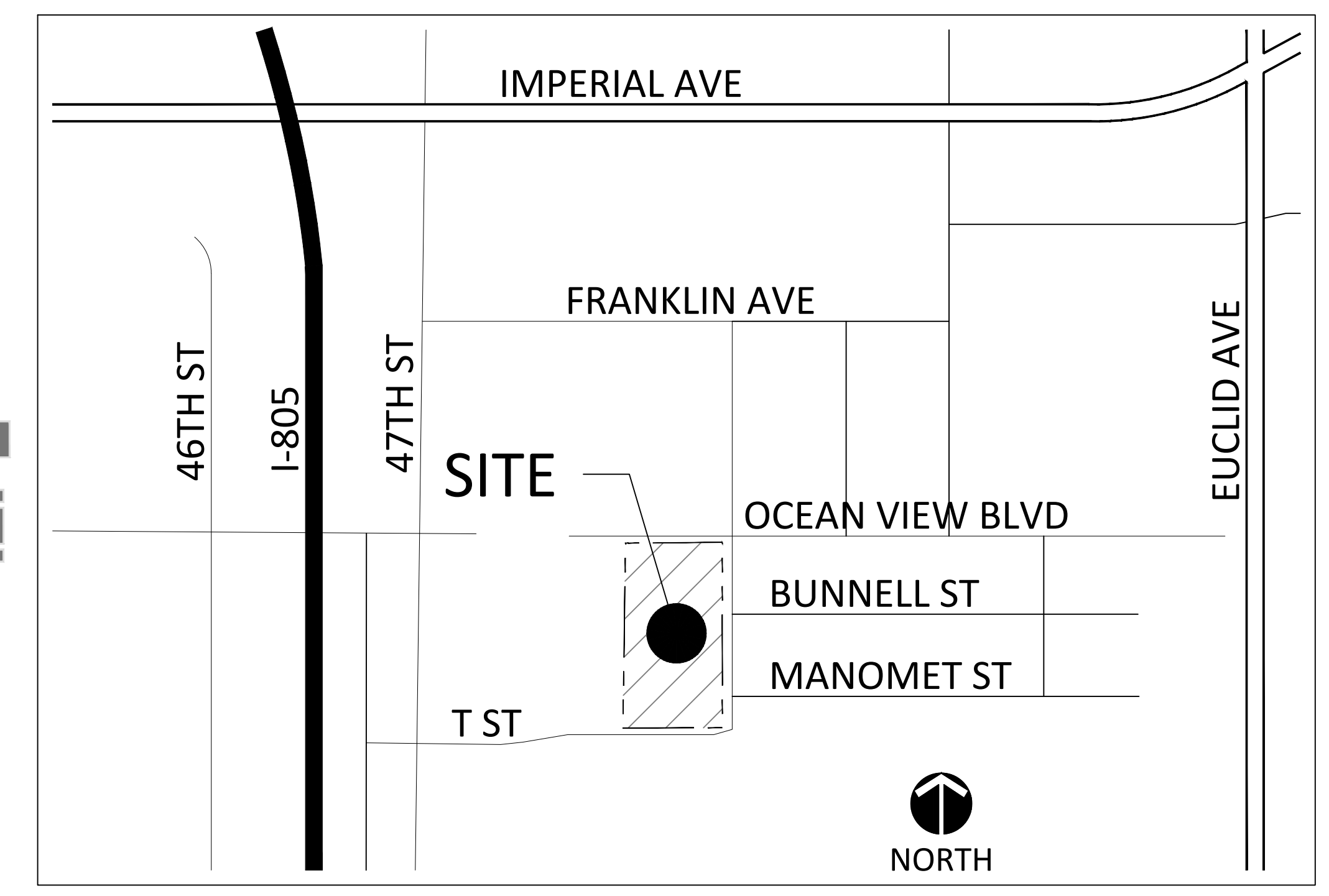
MOUND WITH ROLLER SLIDE AND CLIMBING ELEMENTS

'WAVE' WALL (TYP.)



SITE AMENITIES:

- SHADED 2-5 YEAR-OLD AND 5-12 YEAR-OLD PLAY STRUCTURES
- RESILIENT SURFACE PLAY AREAS
- ADA ACCESSIBLE WALKWAY AROUND THE PLAY AREA PERIMETER
- LARGE SHADE TREES
- SHADE STRUCTURE WITH PICNIC TABLES, BBQ'S AND BENCHES
- ACCESSIBLE RESTROOMS
- ACCESSIBLE PEDESTRIAN RAMP & PARKING STALL
- ACCESSIBLE HI/LO DRINKING FOUNTAIN (ON BUILDING)
- COLORED CONCRETE PAVING TO MATCH EXISTING



VICINITY MAP
NOT TO SCALE